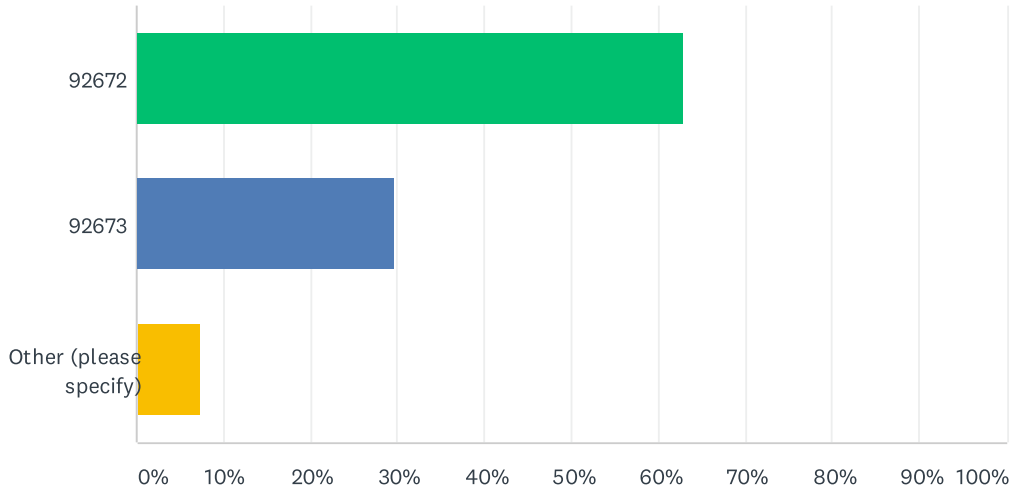


Q1 What is your zip code?

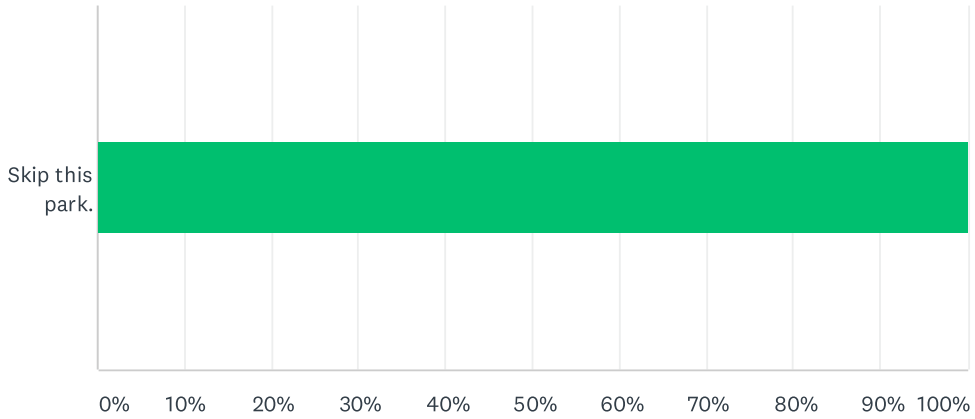
Answered: 713 Skipped: 0



ANSWER CHOICES	RESPONSES	
92672	62.97%	449
92673	29.73%	212
Other (please specify)	7.29%	52
TOTAL		713

Q2 Tell us about your experience at Bonito Canyon Park and how we can improve your future use.

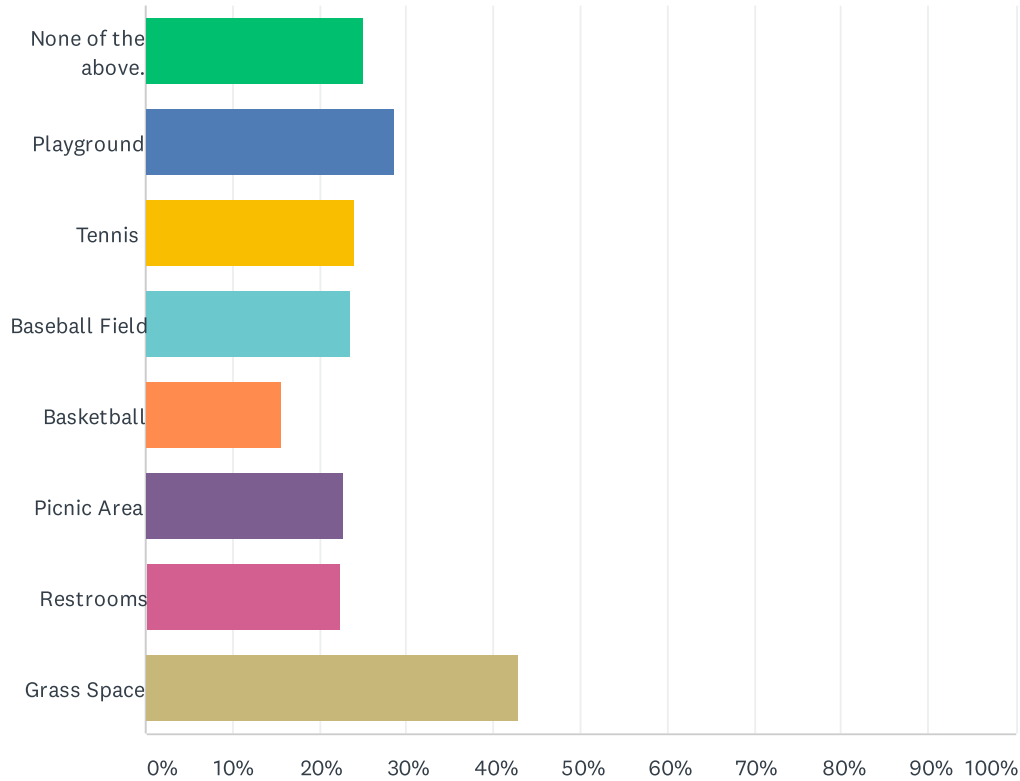
Answered: 305 Skipped: 408



ANSWER CHOICES	RESPONSES
Skip this park.	100.00% 305
Total Respondents: 305	

Q3 Bonito Canyon: What current elements in the park do you most enjoy?

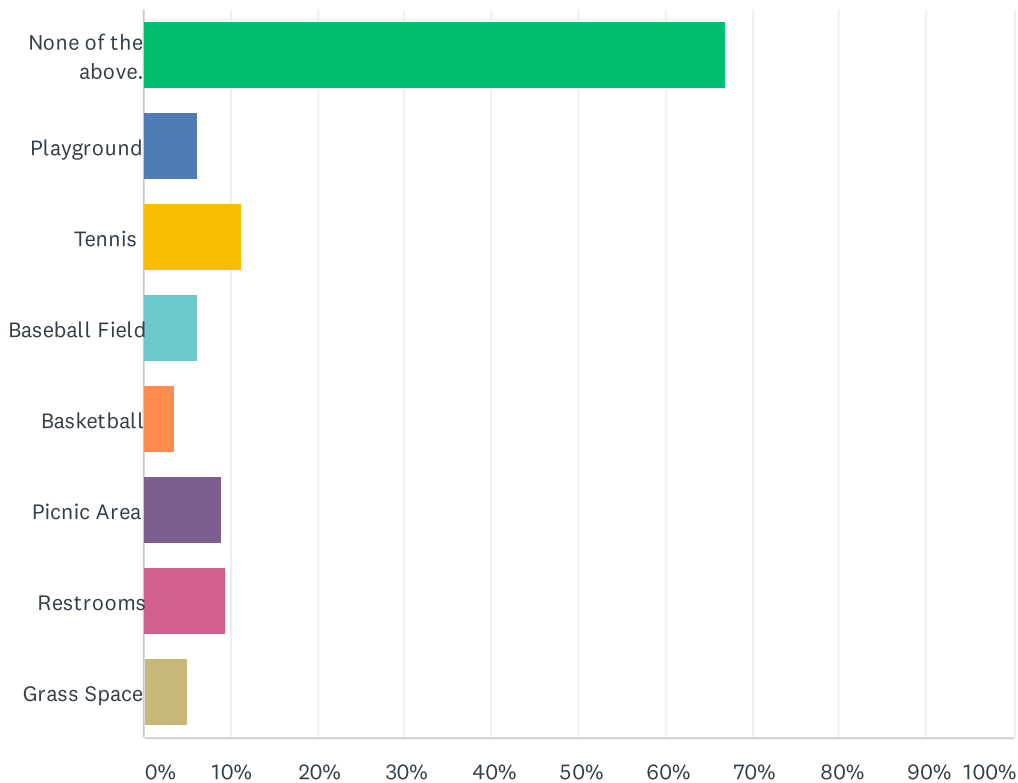
Answered: 254 Skipped: 459



ANSWER CHOICES	RESPONSES	
None of the above.	25.20%	64
Playground	28.74%	73
Tennis	24.02%	61
Baseball Field	23.62%	60
Basketball	15.75%	40
Picnic Area	22.83%	58
Restrooms	22.44%	57
Grass Space	42.91%	109
Total Respondents: 254		

Q4 Bonito Canyon: What current elements in the park do you dislike?

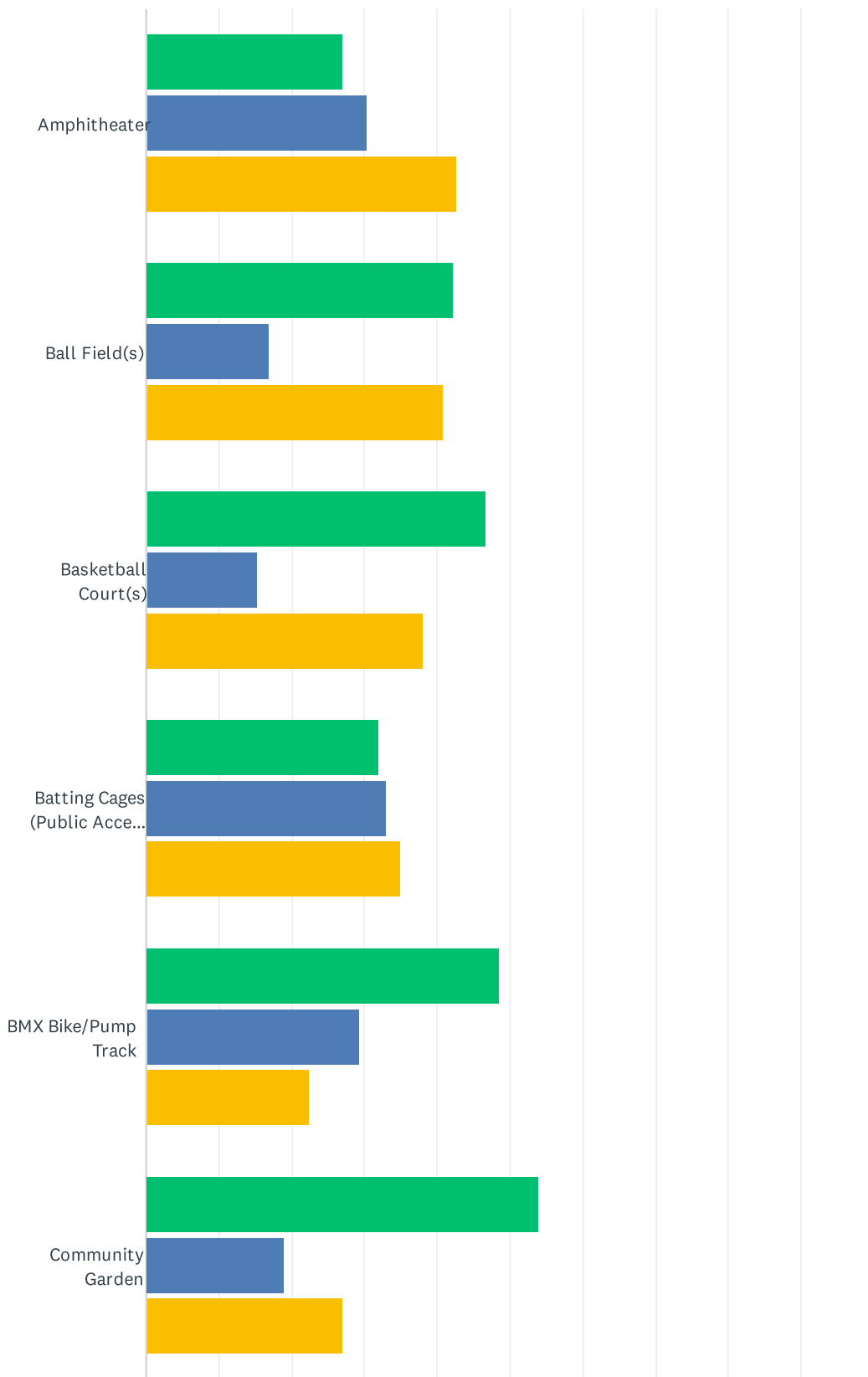
Answered: 221 Skipped: 492



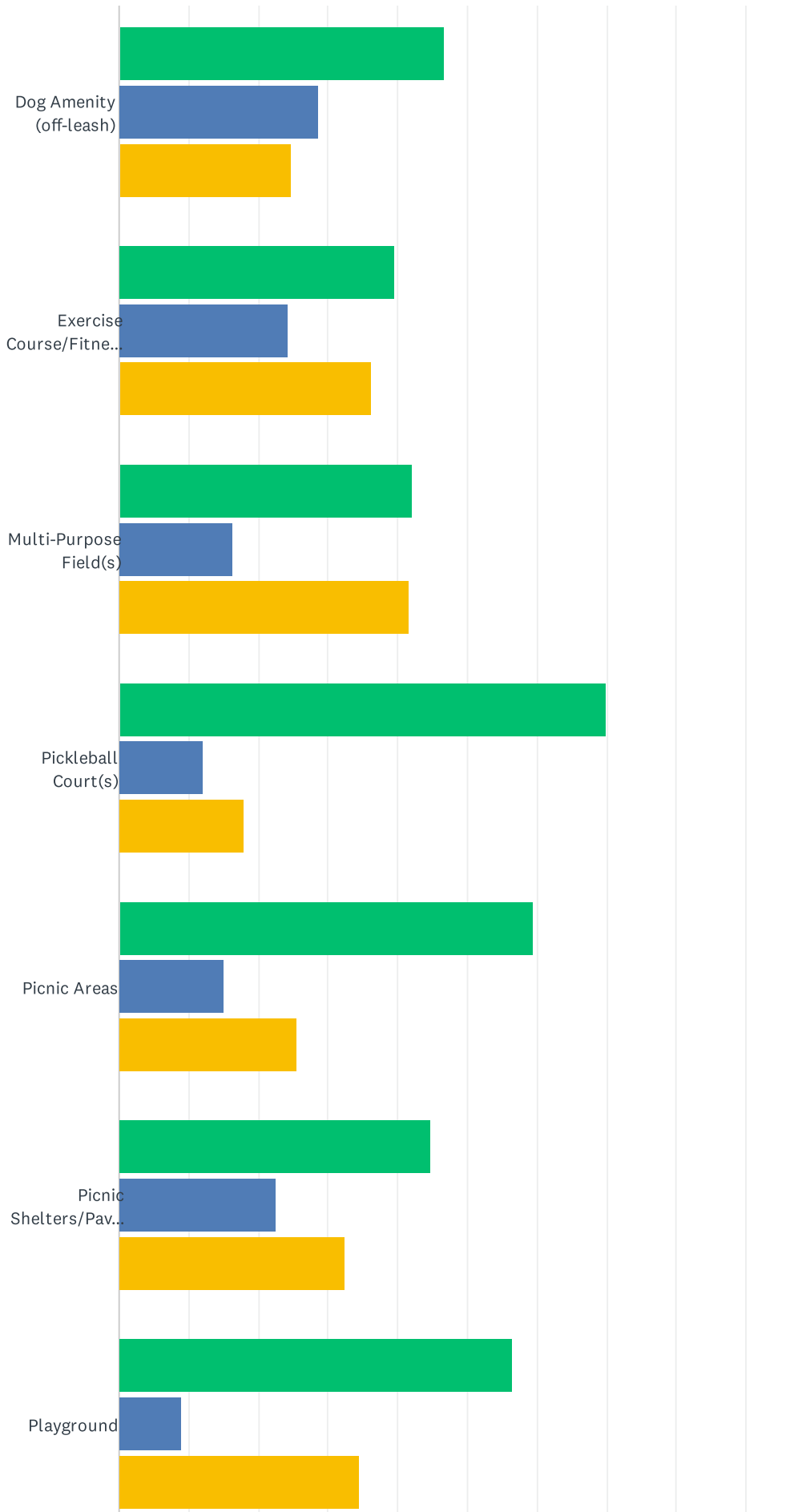
ANSWER CHOICES	RESPONSES	
None of the above.	66.97%	148
Playground	6.33%	14
Tennis	11.31%	25
Baseball Field	6.33%	14
Basketball	3.62%	8
Picnic Area	9.05%	20
Restrooms	9.50%	21
Grass Space	4.98%	11
Total Respondents: 221		

Q5 Bonito Canyon Park: What elements do you want to see included or excluded in the new park design? (Select all that apply)

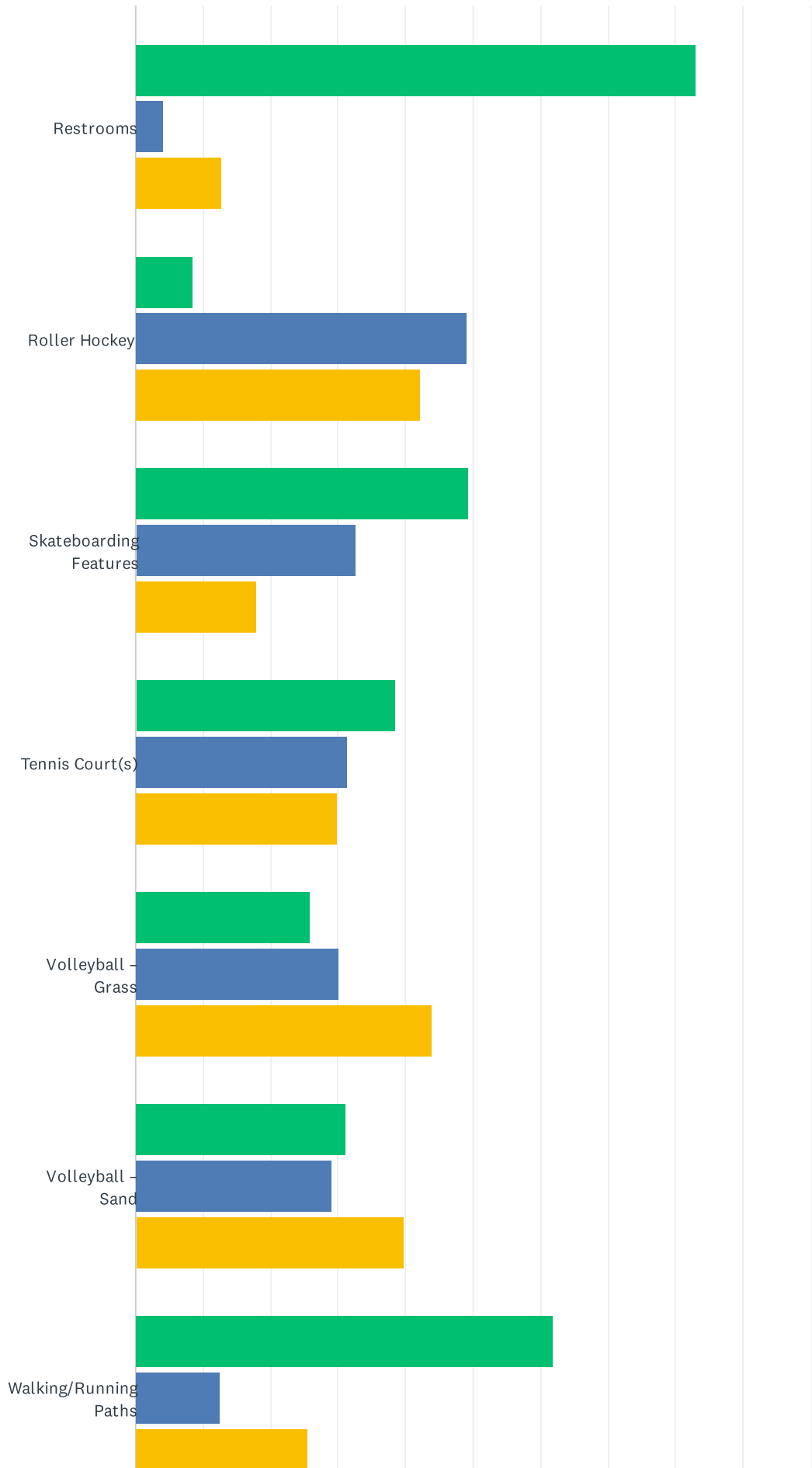
Answered: 350 Skipped: 363



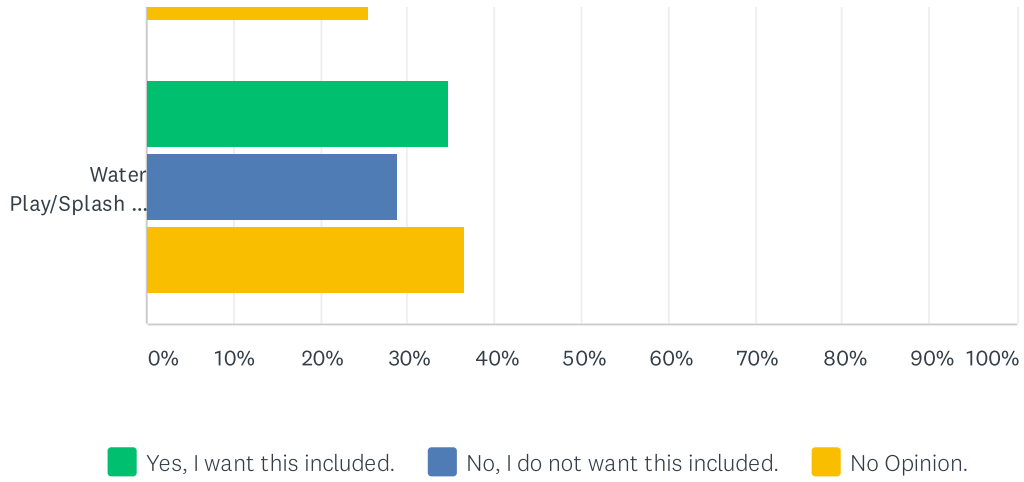
City of San Clemente Site-Specific Park Master Plan Update 2021



City of San Clemente Site-Specific Park Master Plan Update 2021



City of San Clemente Site-Specific Park Master Plan Update 2021

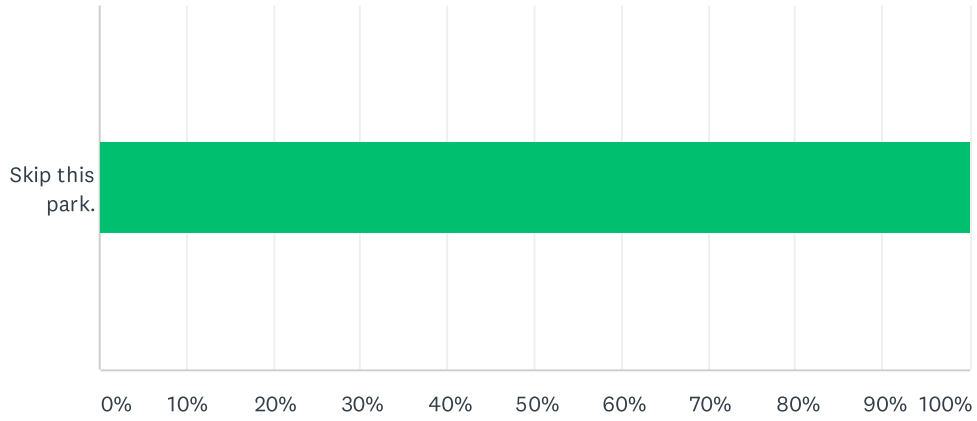


City of San Clemente Site-Specific Park Master Plan Update 2021

	YES, I WANT THIS INCLUDED.	NO, I DO NOT WANT THIS INCLUDED.	NO OPINION.	TOTAL
Amphitheater	26.96% 55	30.39% 62	42.65% 87	204
Ball Field(s)	42.29% 85	16.92% 34	40.80% 82	201
Basketball Court(s)	46.70% 92	15.23% 30	38.07% 75	197
Batting Cages (Public Access)	32.02% 65	33.00% 67	34.98% 71	203
BMX Bike/Pump Track	48.50% 113	29.18% 68	22.32% 52	233
Community Garden	53.95% 116	19.07% 41	26.98% 58	215
Dog Amenity (off-leash)	46.70% 106	28.63% 65	24.67% 56	227
Exercise Course/Fitness Equipment	39.60% 80	24.26% 49	36.14% 73	202
Multi-Purpose Field(s)	42.11% 80	16.32% 31	41.58% 79	190
Pickleball Court(s)	69.93% 207	12.16% 36	17.91% 53	296
Picnic Areas	59.42% 123	14.98% 31	25.60% 53	207
Picnic Shelters/Pavilions	44.83% 91	22.66% 46	32.51% 66	203
Playground	56.46% 118	9.09% 19	34.45% 72	209
Restrooms	82.98% 195	4.26% 10	12.77% 30	235
Roller Hockey	8.56% 16	49.20% 92	42.25% 79	187
Skateboarding Features	49.34% 112	32.60% 74	18.06% 41	227
Tennis Court(s)	38.58% 76	31.47% 62	29.95% 59	197
Volleyball – Grass	26.02% 51	30.10% 59	43.88% 86	196
Volleyball – Sand	31.16% 62	29.15% 58	39.70% 79	199
Walking/Running Paths	61.84% 128	12.56% 26	25.60% 53	207
Water Play/Splash Pad Feature	34.63% 71	28.78% 59	36.59% 75	205

Q6 Tell us about your experience at Linda Lane Park and how we can improve your future use.

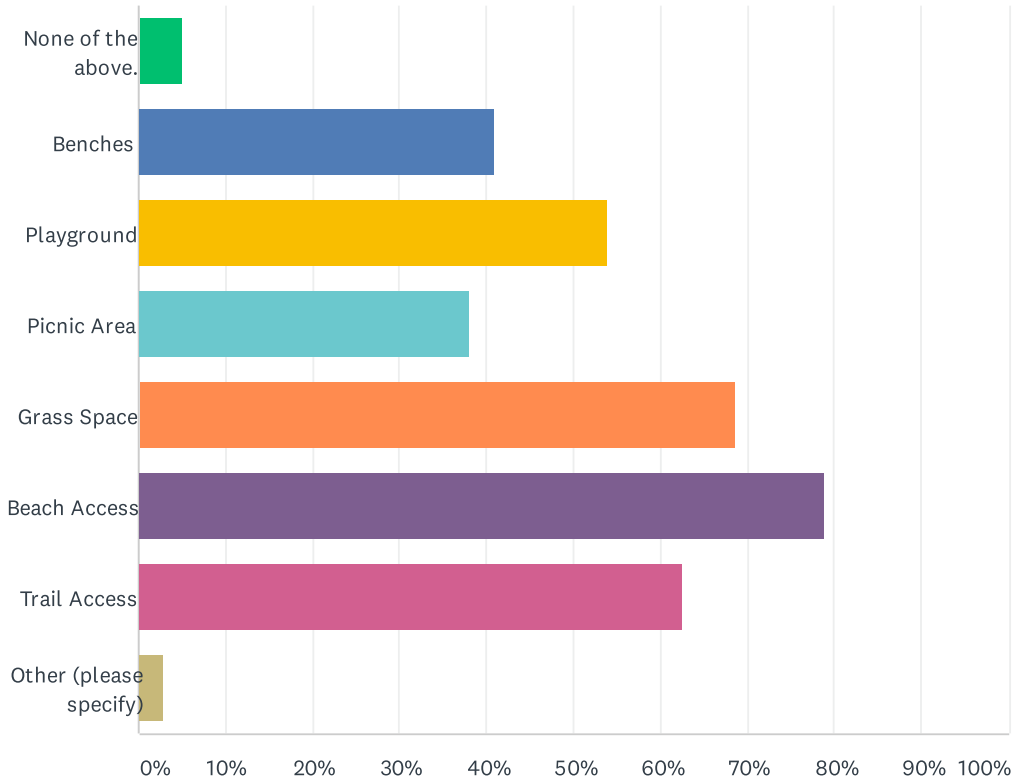
Answered: 157 Skipped: 556



ANSWER CHOICES	RESPONSES
Skip this park.	100.00% 157
Total Respondents: 157	

Q7 Linda Lane: What current elements in the park do you most enjoy?

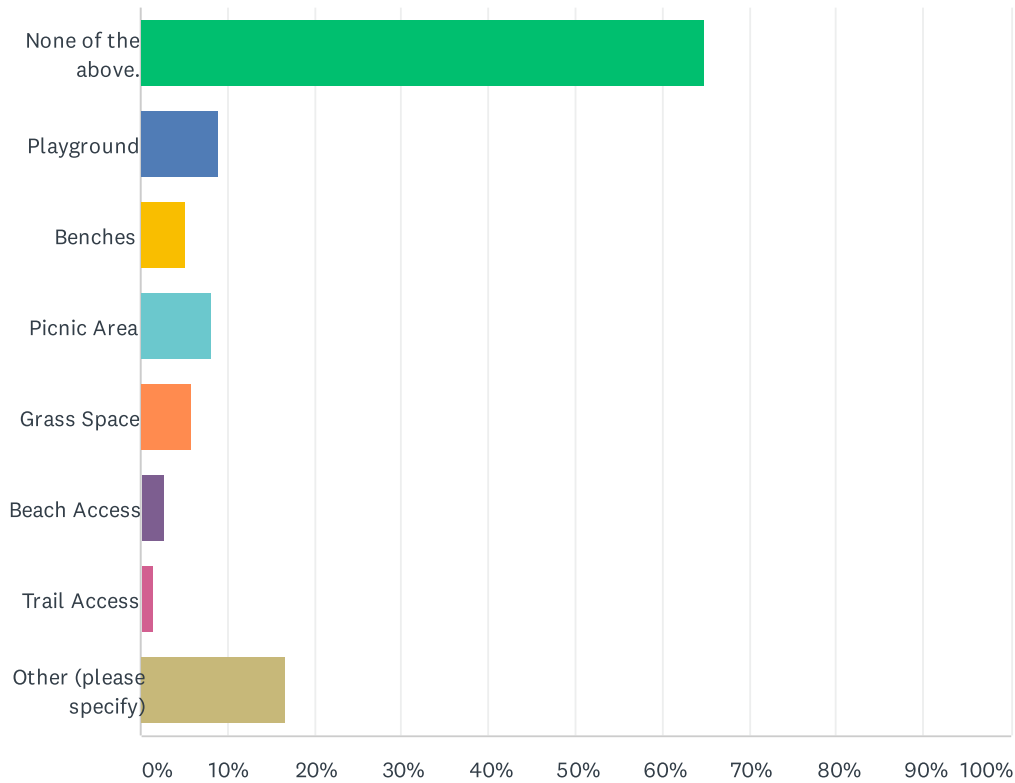
Answered: 396 Skipped: 317



ANSWER CHOICES	RESPONSES	
None of the above.	5.05%	20
Benches	40.91%	162
Playground	54.04%	214
Picnic Area	38.13%	151
Grass Space	68.69%	272
Beach Access	78.79%	312
Trail Access	62.63%	248
Other (please specify)	3.03%	12
Total Respondents: 396		

Q8 Linda Lane: What current elements in the park do you dislike?

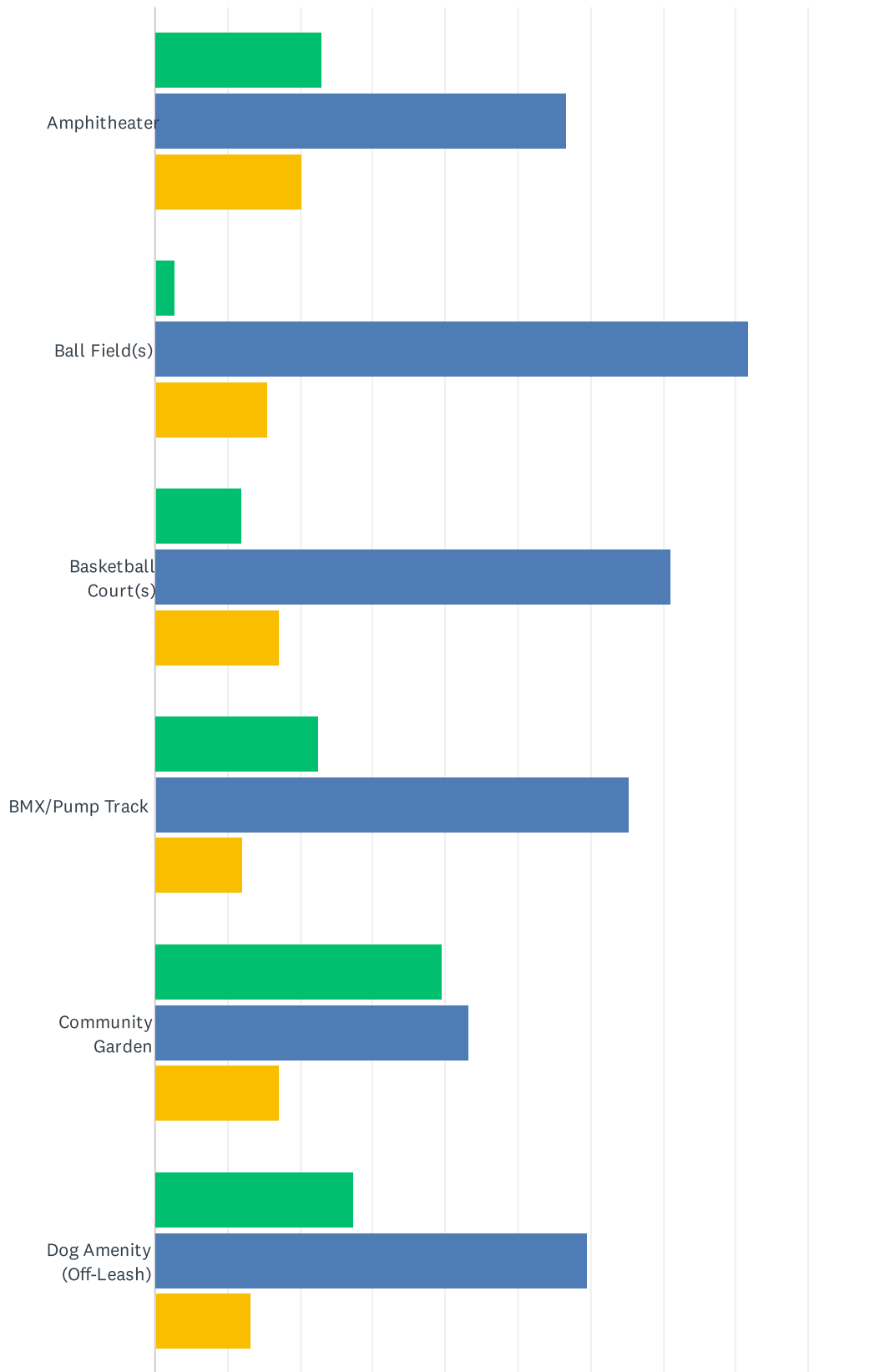
Answered: 291 Skipped: 422



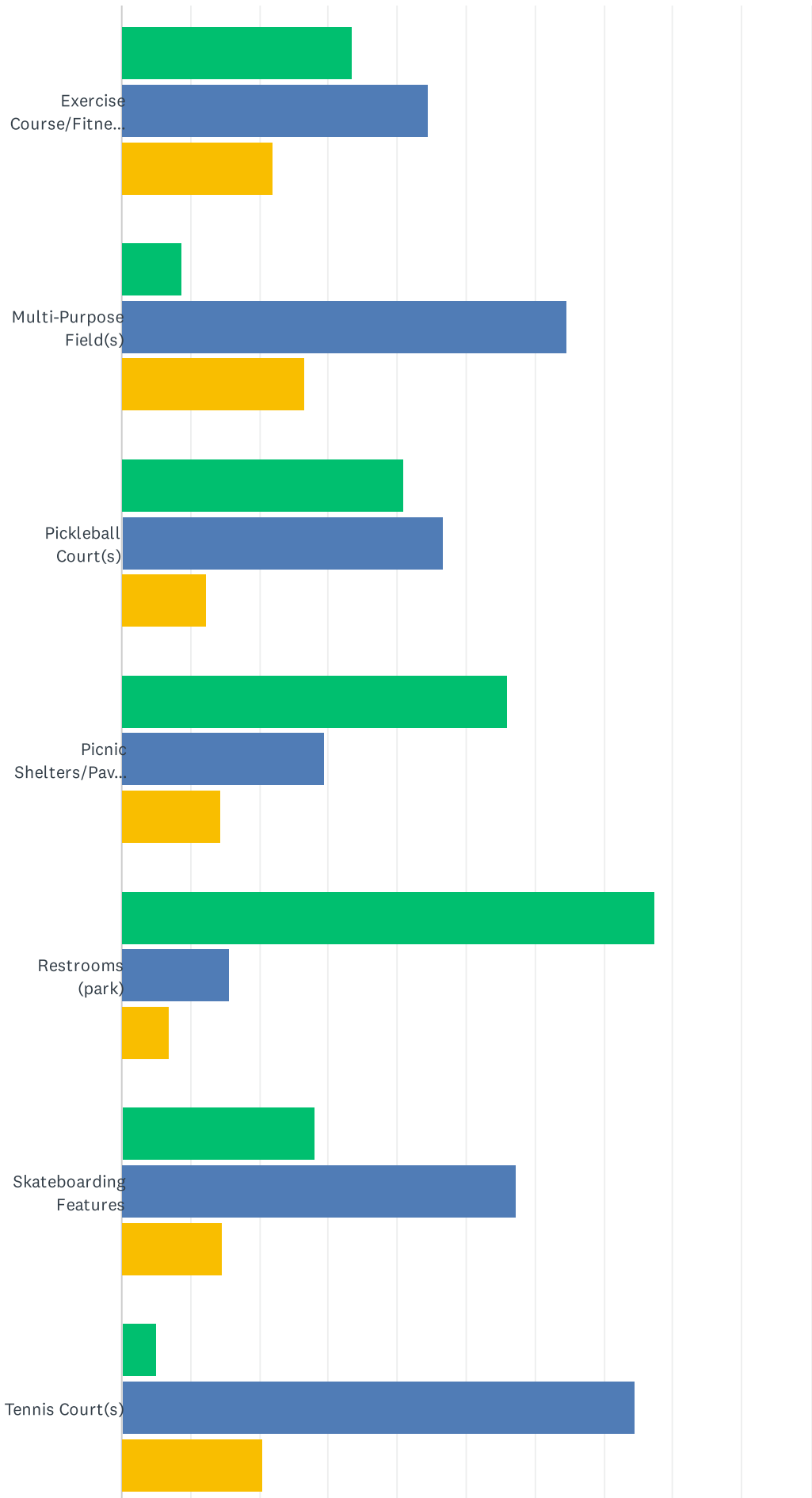
ANSWER CHOICES	RESPONSES	
None of the above.	64.95%	189
Playground	8.93%	26
Benches	5.15%	15
Picnic Area	8.25%	24
Grass Space	5.84%	17
Beach Access	2.75%	8
Trail Access	1.37%	4
Other (please specify)	16.84%	49
Total Respondents: 291		

Q9 Linda Lane: What elements do you want to see included or excluded in the new park design? (Select all that apply)

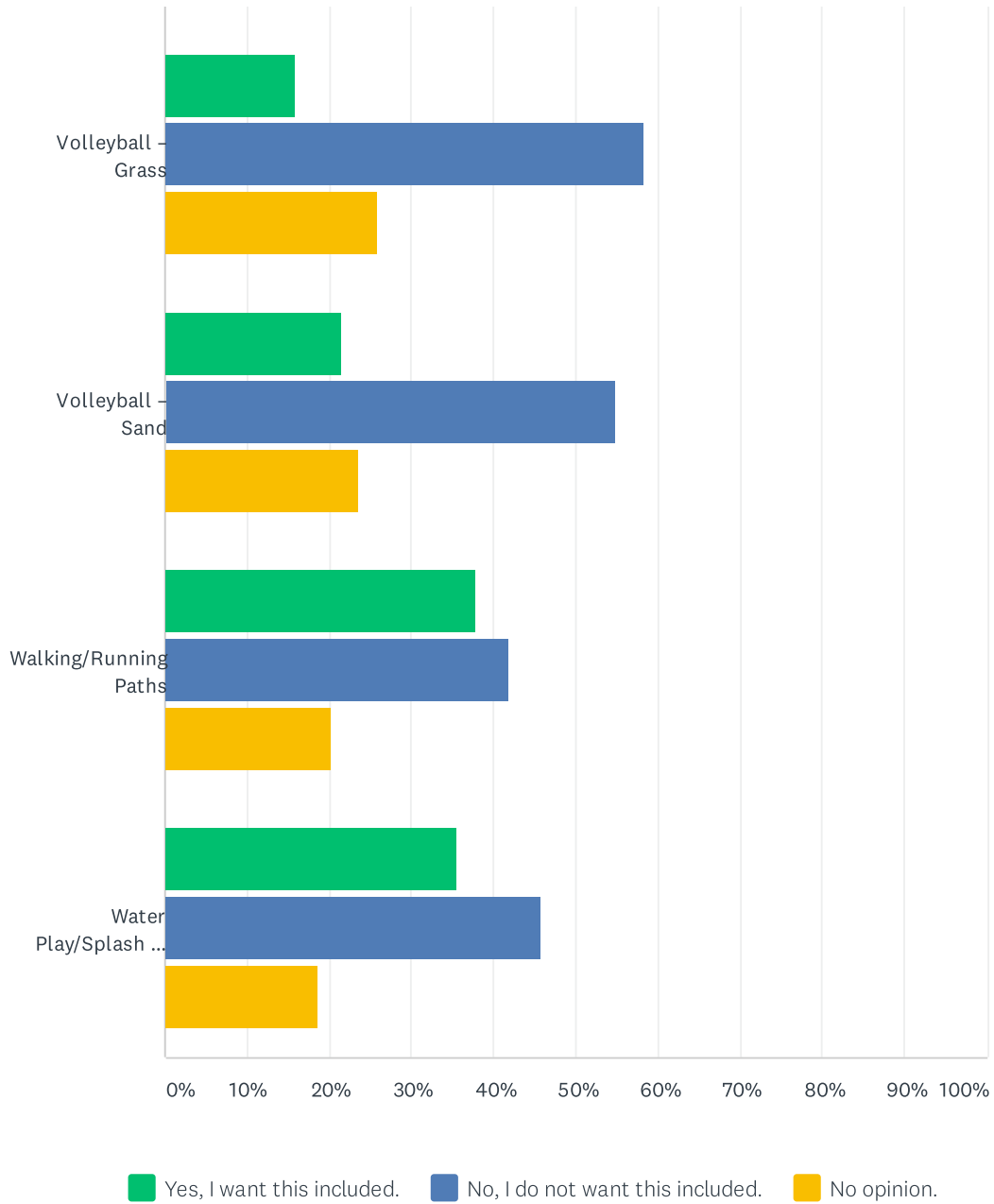
Answered: 425 Skipped: 288



City of San Clemente Site-Specific Park Master Plan Update 2021



City of San Clemente Site-Specific Park Master Plan Update 2021

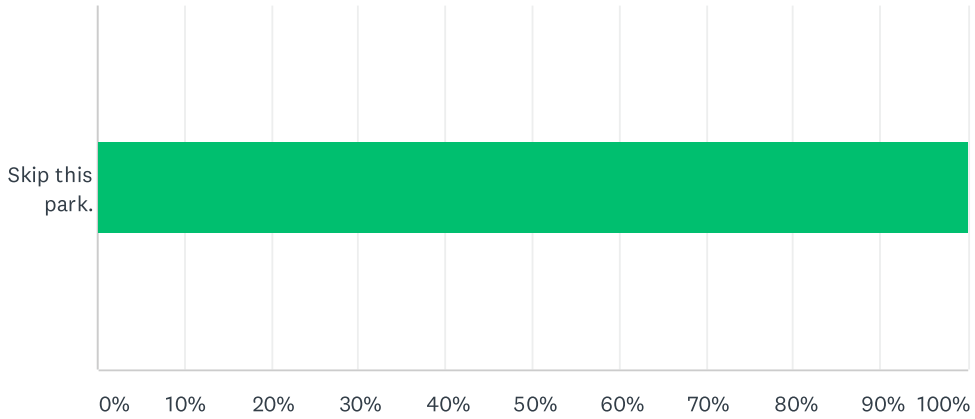


City of San Clemente Site-Specific Park Master Plan Update 2021

	YES, I WANT THIS INCLUDED.	NO, I DO NOT WANT THIS INCLUDED.	NO OPINION.	TOTAL
Amphitheater	23.00% 66	56.79% 163	20.21% 58	287
Ball Field(s)	2.80% 8	81.82% 234	15.38% 44	286
Basketball Court(s)	11.85% 34	71.08% 204	17.07% 49	287
BMX/Pump Track	22.61% 71	65.29% 205	12.10% 38	314
Community Garden	39.59% 116	43.34% 127	17.06% 50	293
Dog Amenity (Off-Leash)	27.30% 83	59.54% 181	13.16% 40	304
Exercise Course/Fitness Equipment	33.56% 98	44.52% 130	21.92% 64	292
Multi-Purpose Field(s)	8.82% 24	64.71% 176	26.47% 72	272
Pickleball Court(s)	41.11% 141	46.65% 160	12.24% 42	343
Picnic Shelters/Pavilions	56.16% 164	29.45% 86	14.38% 42	292
Restrooms (park)	77.38% 260	15.77% 53	6.85% 23	336
Skateboarding Features	28.03% 88	57.32% 180	14.65% 46	314
Tennis Court(s)	5.02% 14	74.55% 208	20.43% 57	279
Volleyball – Grass	15.83% 44	58.27% 162	25.90% 72	278
Volleyball – Sand	21.55% 61	54.77% 155	23.67% 67	283
Walking/Running Paths	37.94% 107	41.84% 118	20.21% 57	282
Water Play/Splash Pad Feature	35.66% 102	45.80% 131	18.53% 53	286

Q10 Tell us about your experience at Richard T. Steed Memorial Park and how we can improve your future use.

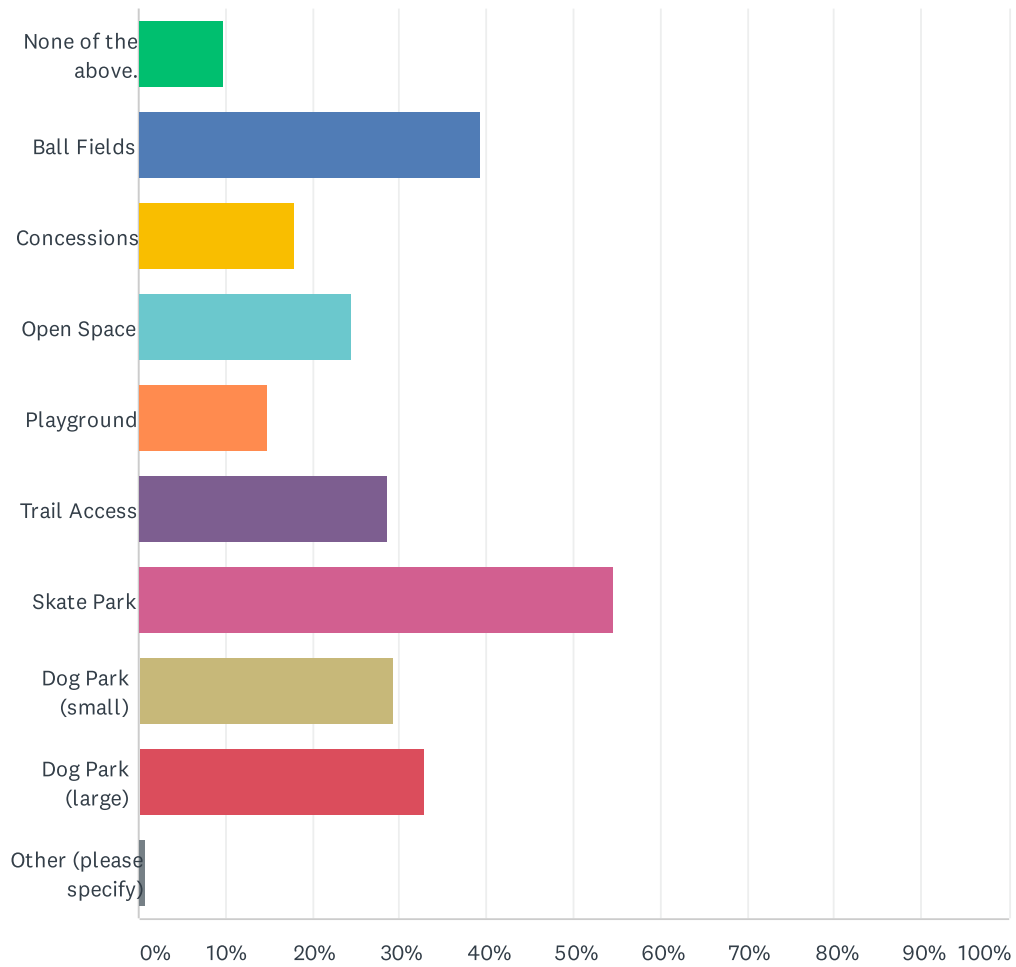
Answered: 264 Skipped: 449



ANSWER CHOICES	RESPONSES
Skip this park.	100.00% 264
Total Respondents: 264	

Q11 Richard T. Steed Park: What current elements in the park do you most enjoy?

Answered: 262 Skipped: 451

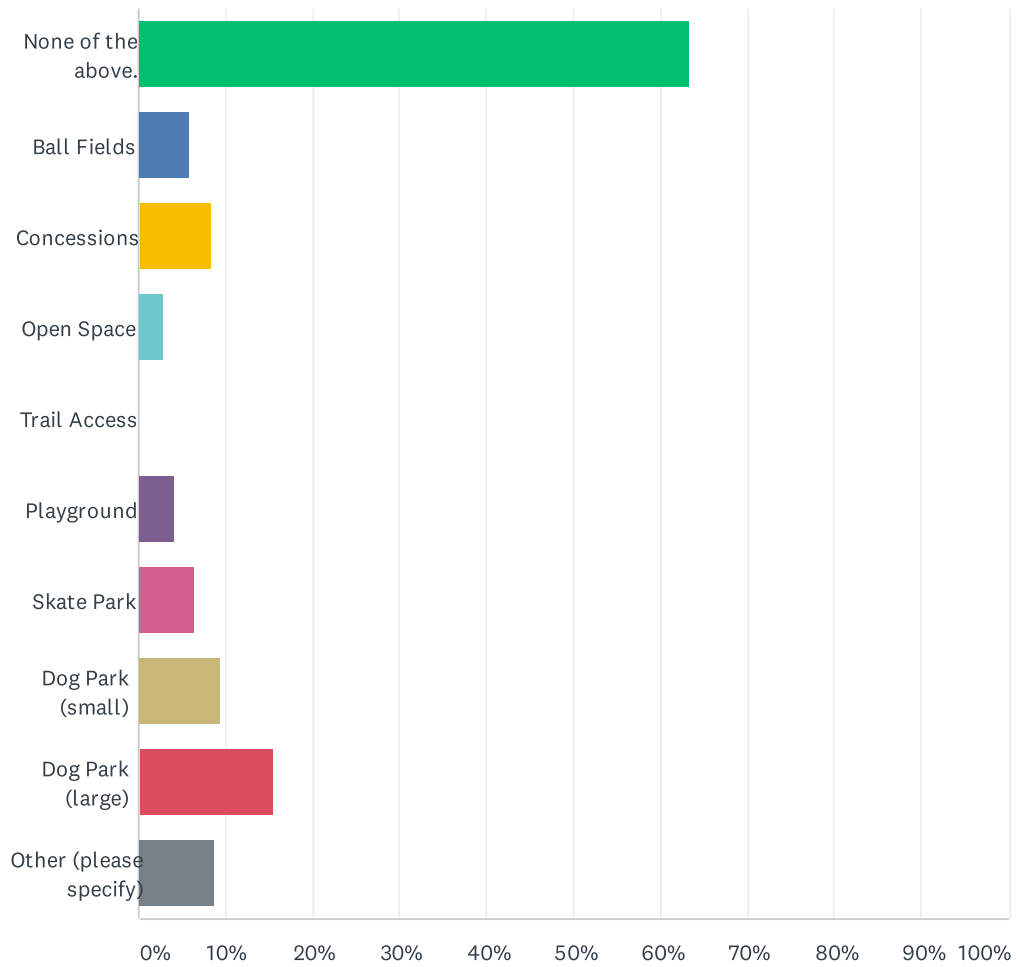


City of San Clemente Site-Specific Park Master Plan Update 2021

ANSWER CHOICES	RESPONSES	
None of the above.	9.92%	26
Ball Fields	39.31%	103
Concessions	17.94%	47
Open Space	24.43%	64
Playground	14.89%	39
Trail Access	28.63%	75
Skate Park	54.58%	143
Dog Park (small)	29.39%	77
Dog Park (large)	32.82%	86
Other (please specify)	0.76%	2
Total Respondents: 262		

Q12 Richard T. Steed Park: What current elements in the park do you dislike?

Answered: 169 Skipped: 544

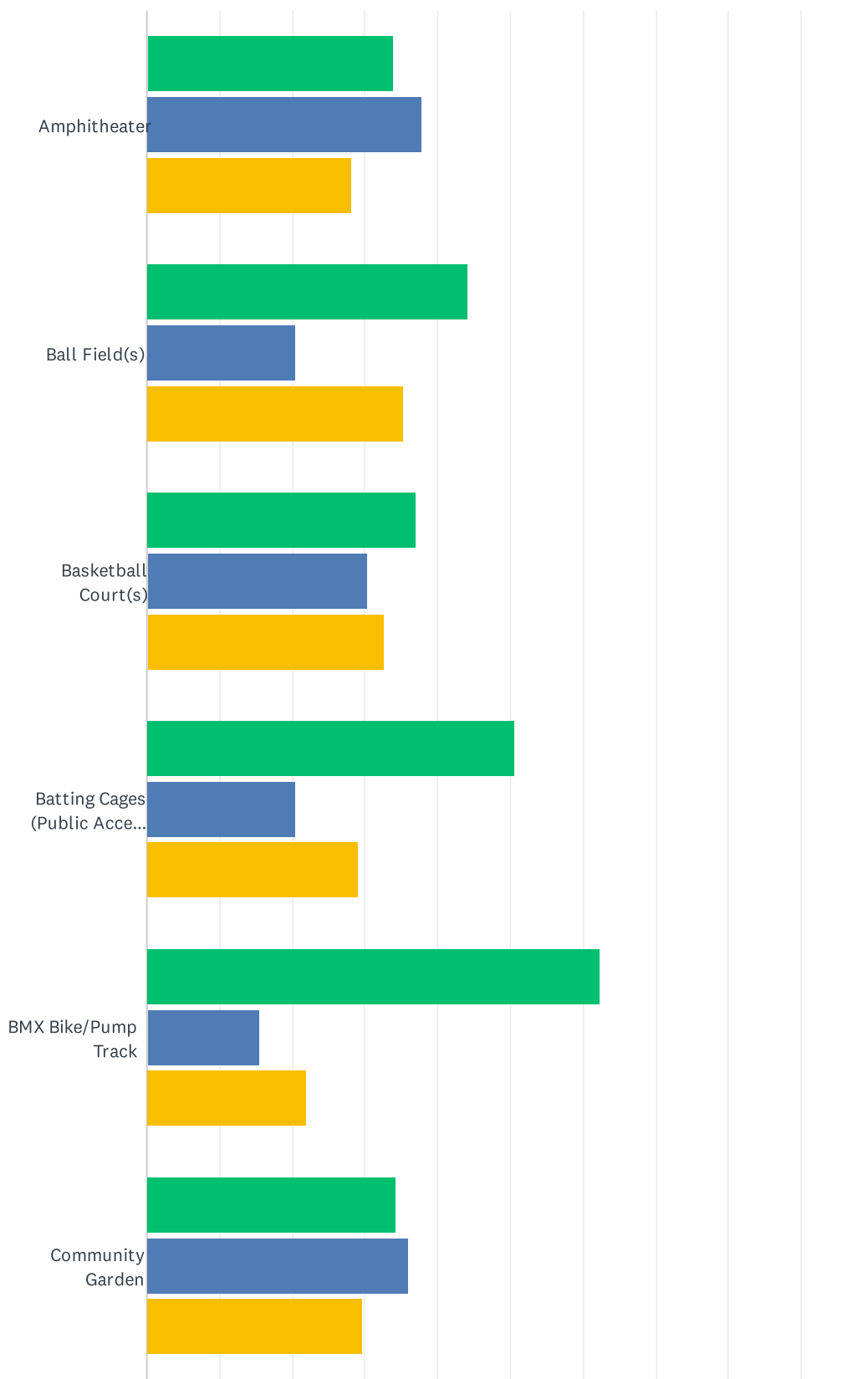


City of San Clemente Site-Specific Park Master Plan Update 2021

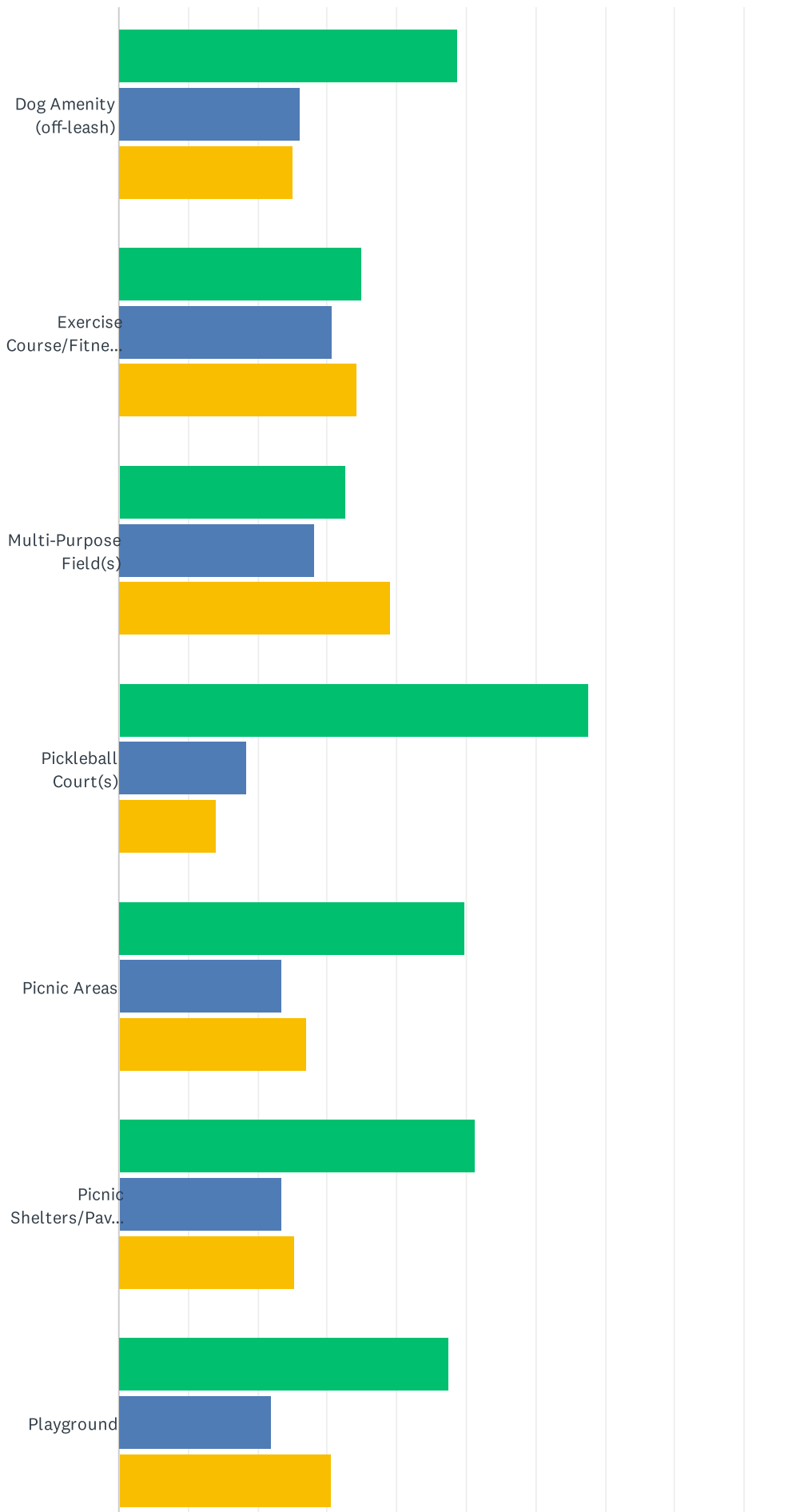
ANSWER CHOICES	RESPONSES	
None of the above.	63.31%	107
Ball Fields	5.92%	10
Concessions	8.28%	14
Open Space	2.96%	5
Trail Access	0.00%	0
Playground	4.14%	7
Skate Park	6.51%	11
Dog Park (small)	9.47%	16
Dog Park (large)	15.38%	26
Other (please specify)	8.88%	15
Total Respondents: 169		

Q13 Richard T. Steed Park: What elements do you want to see included or excluded in the new park design? (Select all that apply)

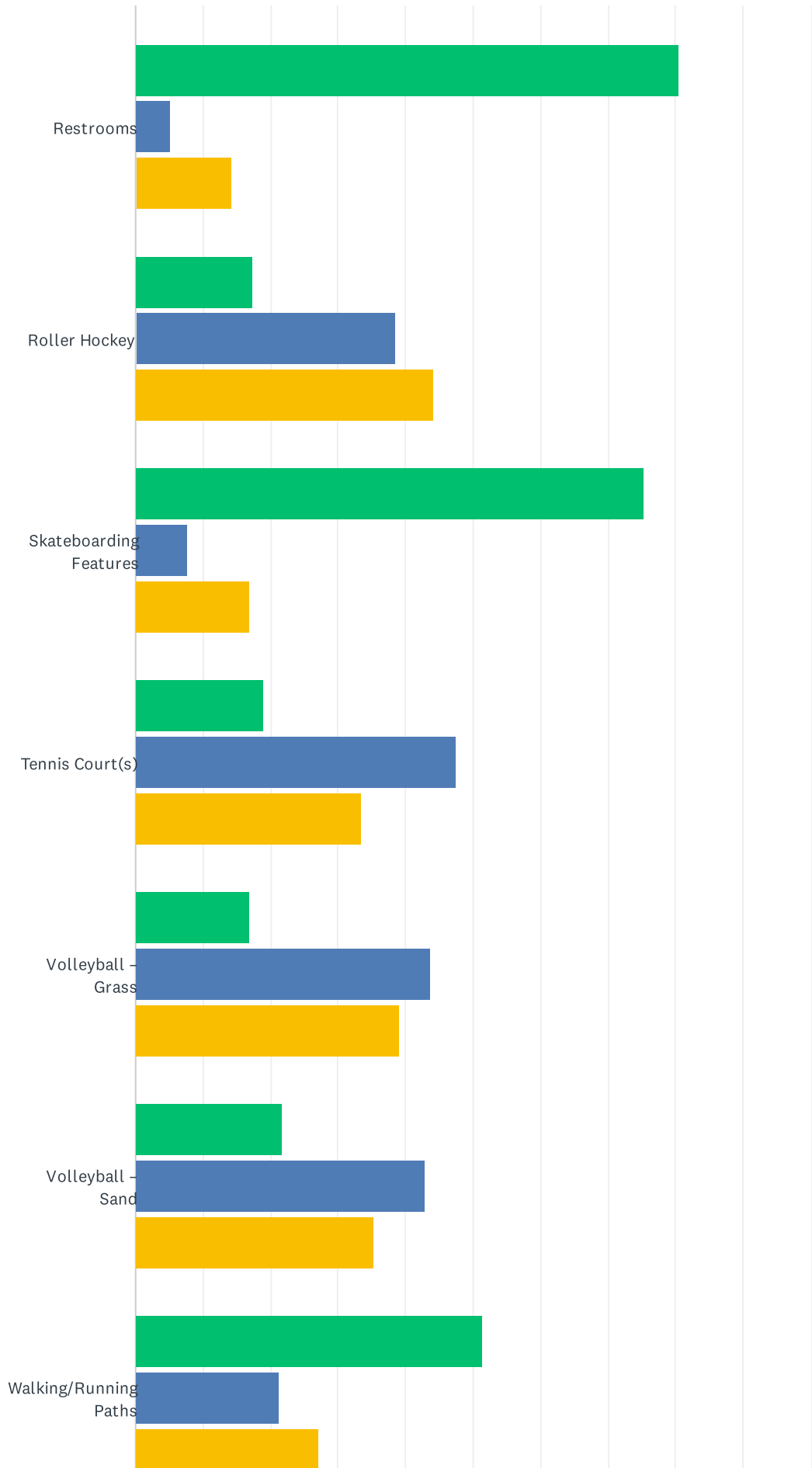
Answered: 313 Skipped: 400



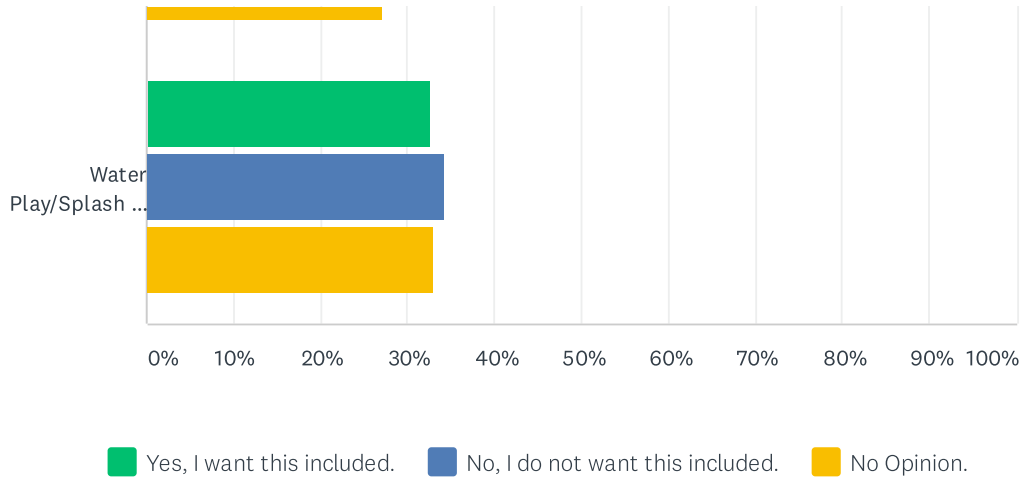
City of San Clemente Site-Specific Park Master Plan Update 2021



City of San Clemente Site-Specific Park Master Plan Update 2021



City of San Clemente Site-Specific Park Master Plan Update 2021

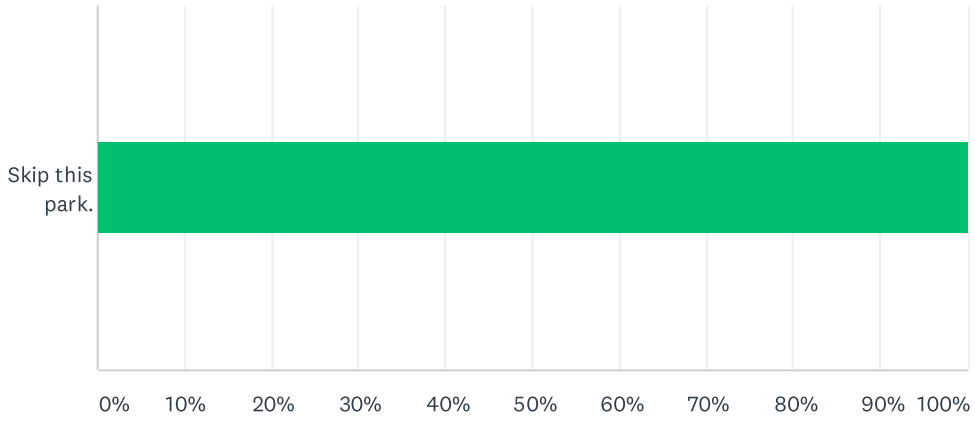


City of San Clemente Site-Specific Park Master Plan Update 2021

	YES, I WANT THIS INCLUDED.	NO, I DO NOT WANT THIS INCLUDED.	NO OPINION.	TOTAL
Amphitheater	33.89% 61	37.78% 68	28.33% 51	180
Ball Field(s)	44.12% 75	20.59% 35	35.29% 60	170
Basketball Court(s)	36.97% 61	30.30% 50	32.73% 54	165
Batting Cages (Public Access)	50.57% 89	20.45% 36	28.98% 51	176
BMX Bike/Pump Track	62.44% 133	15.49% 33	22.07% 47	213
Community Garden	34.30% 59	36.05% 62	29.65% 51	172
Dog Amenity (off-leash)	48.69% 93	26.18% 50	25.13% 48	191
Exercise Course/Fitness Equipment	34.94% 58	30.72% 51	34.34% 57	166
Multi-Purpose Field(s)	32.69% 51	28.21% 44	39.10% 61	156
Pickleball Court(s)	67.47% 168	18.47% 46	14.06% 35	249
Picnic Areas	49.70% 83	23.35% 39	26.95% 45	167
Picnic Shelters/Pavilions	51.20% 85	23.49% 39	25.30% 42	166
Playground	47.40% 82	21.97% 38	30.64% 53	173
Restrooms	80.63% 154	5.24% 10	14.14% 27	191
Roller Hockey	17.31% 27	38.46% 60	44.23% 69	156
Skateboarding Features	75.24% 155	7.77% 16	16.99% 35	206
Tennis Court(s)	18.99% 30	47.47% 75	33.54% 53	158
Volleyball – Grass	16.99% 26	43.79% 67	39.22% 60	153
Volleyball – Sand	21.79% 34	42.95% 67	35.26% 55	156
Walking/Running Paths	51.48% 87	21.30% 36	27.22% 46	169
Water Play/Splash Pad Feature	32.54% 55	34.32% 58	33.14% 56	169

Q14 Tell us about your experience at San Gorgonio Park and how we can improve your future use.

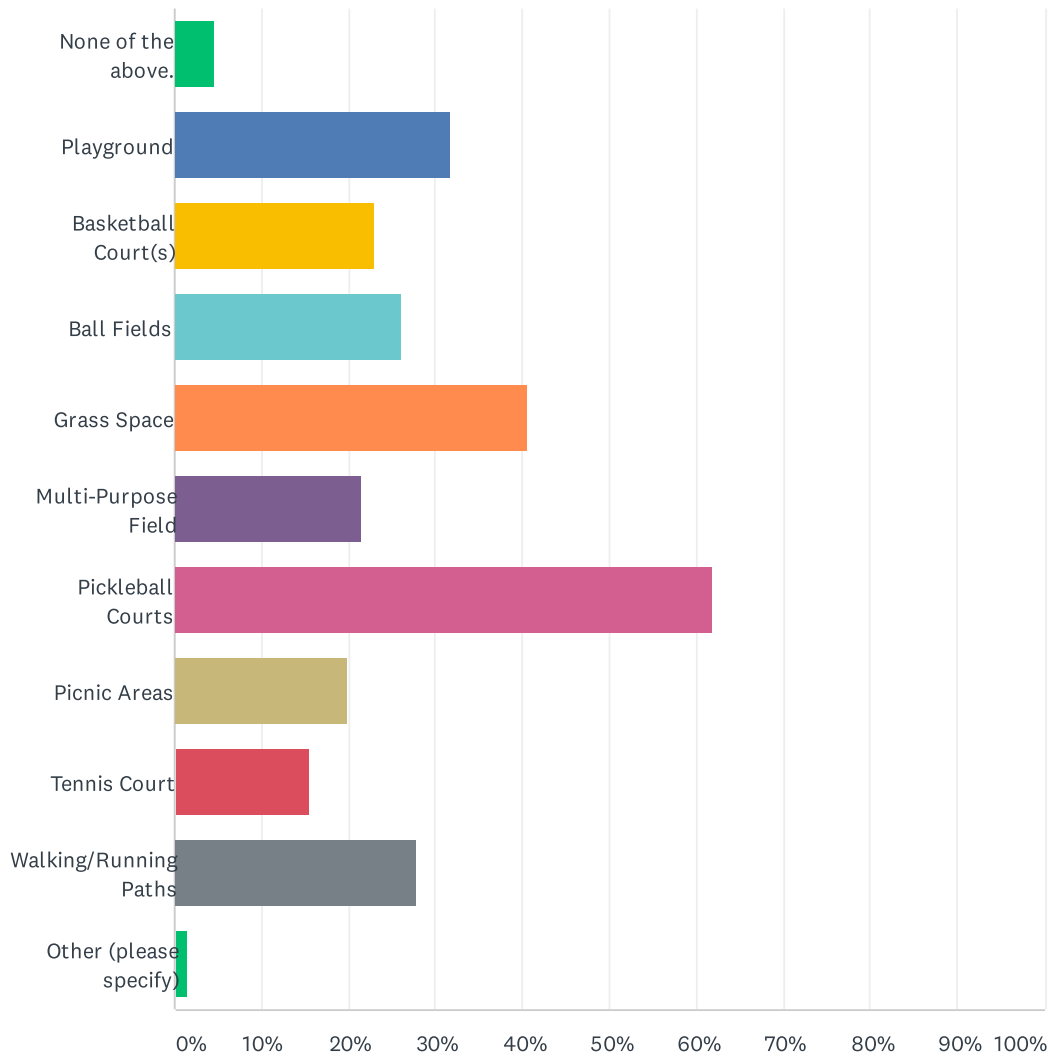
Answered: 170 Skipped: 543



ANSWER CHOICES	RESPONSES
Skip this park.	100.00% 170
Total Respondents: 170	

Q15 San Gorgonio Park: What current elements in the park do you most enjoy?

Answered: 362 Skipped: 351

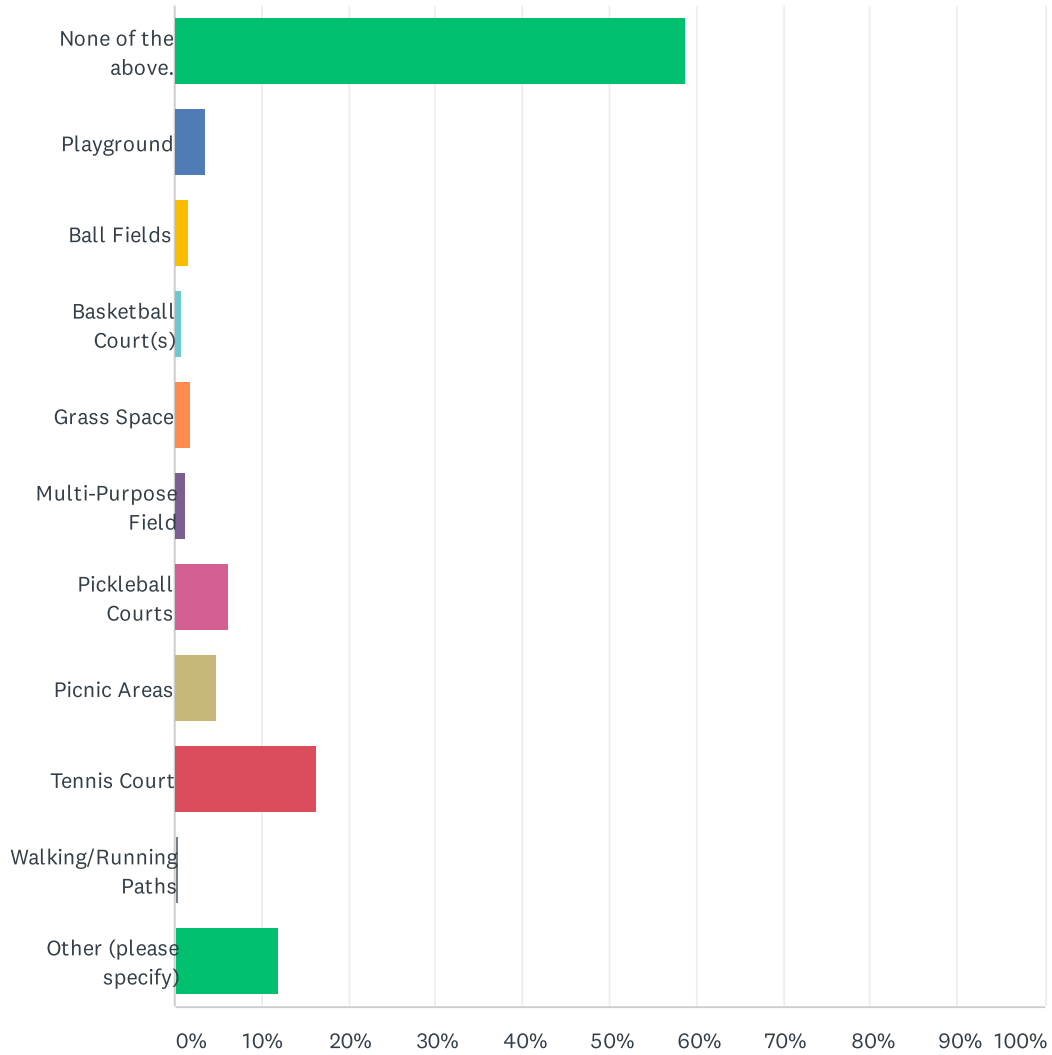


City of San Clemente Site-Specific Park Master Plan Update 2021

ANSWER CHOICES	RESPONSES	
None of the above.	4.70%	17
Playground	31.77%	115
Basketball Court(s)	22.93%	83
Ball Fields	26.24%	95
Grass Space	40.61%	147
Multi-Purpose Field	21.55%	78
Pickleball Courts	61.88%	224
Picnic Areas	19.89%	72
Tennis Court	15.47%	56
Walking/Running Paths	27.90%	101
Other (please specify)	1.38%	5
Total Respondents: 362		

Q16 San Gorgonio Park: What current elements in the park do you dislike?

Answered: 252 Skipped: 461

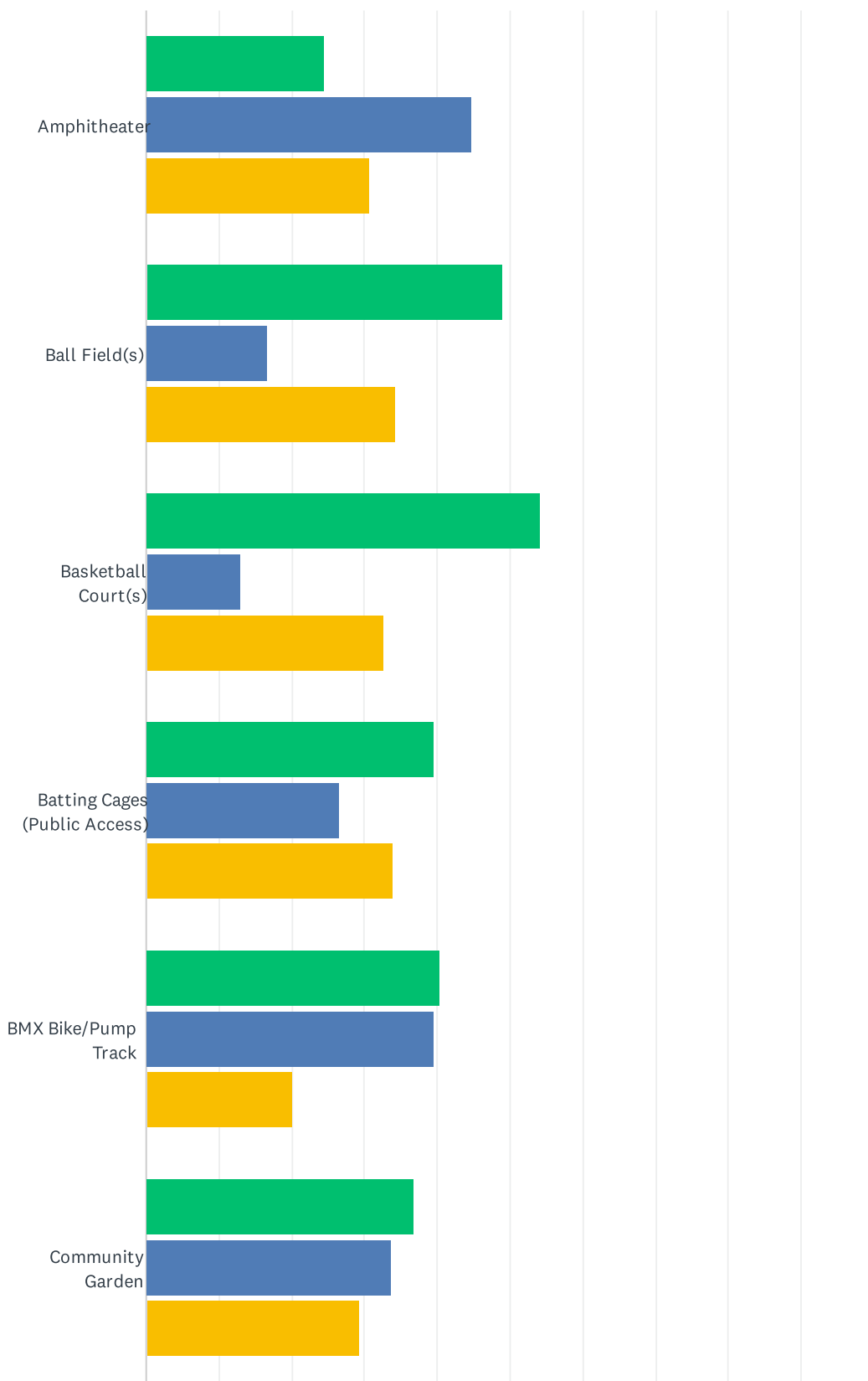


City of San Clemente Site-Specific Park Master Plan Update 2021

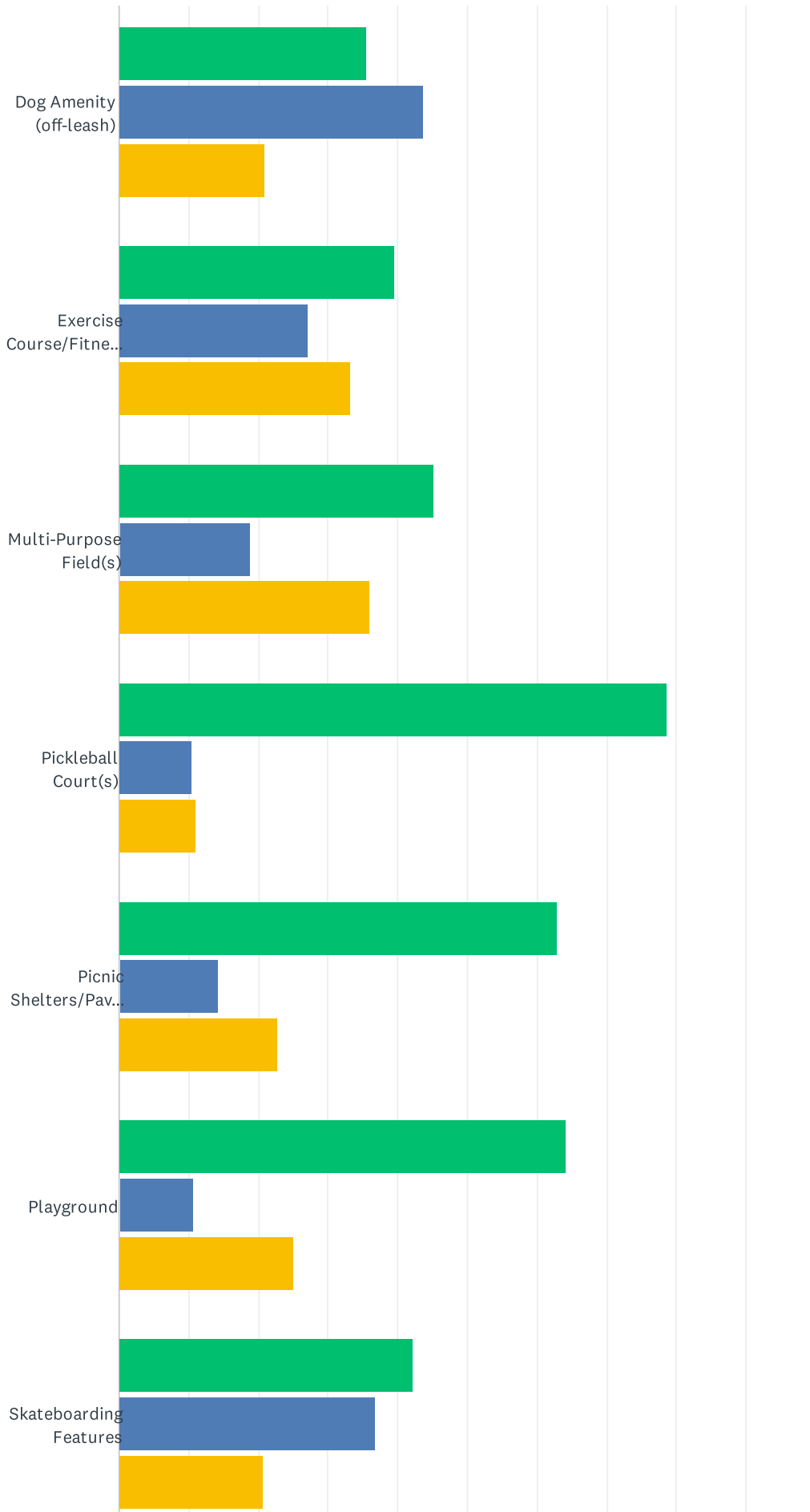
ANSWER CHOICES	RESPONSES	
None of the above.	58.73%	148
Playground	3.57%	9
Ball Fields	1.59%	4
Basketball Court(s)	0.79%	2
Grass Space	1.98%	5
Multi-Purpose Field	1.19%	3
Pickleball Courts	6.35%	16
Picnic Areas	4.76%	12
Tennis Court	16.27%	41
Walking/Running Paths	0.40%	1
Other (please specify)	11.90%	30
Total Respondents: 252		

Q17 San Gorgonio Park: What elements do you want to see included or excluded in the new park design? (Select all that apply)

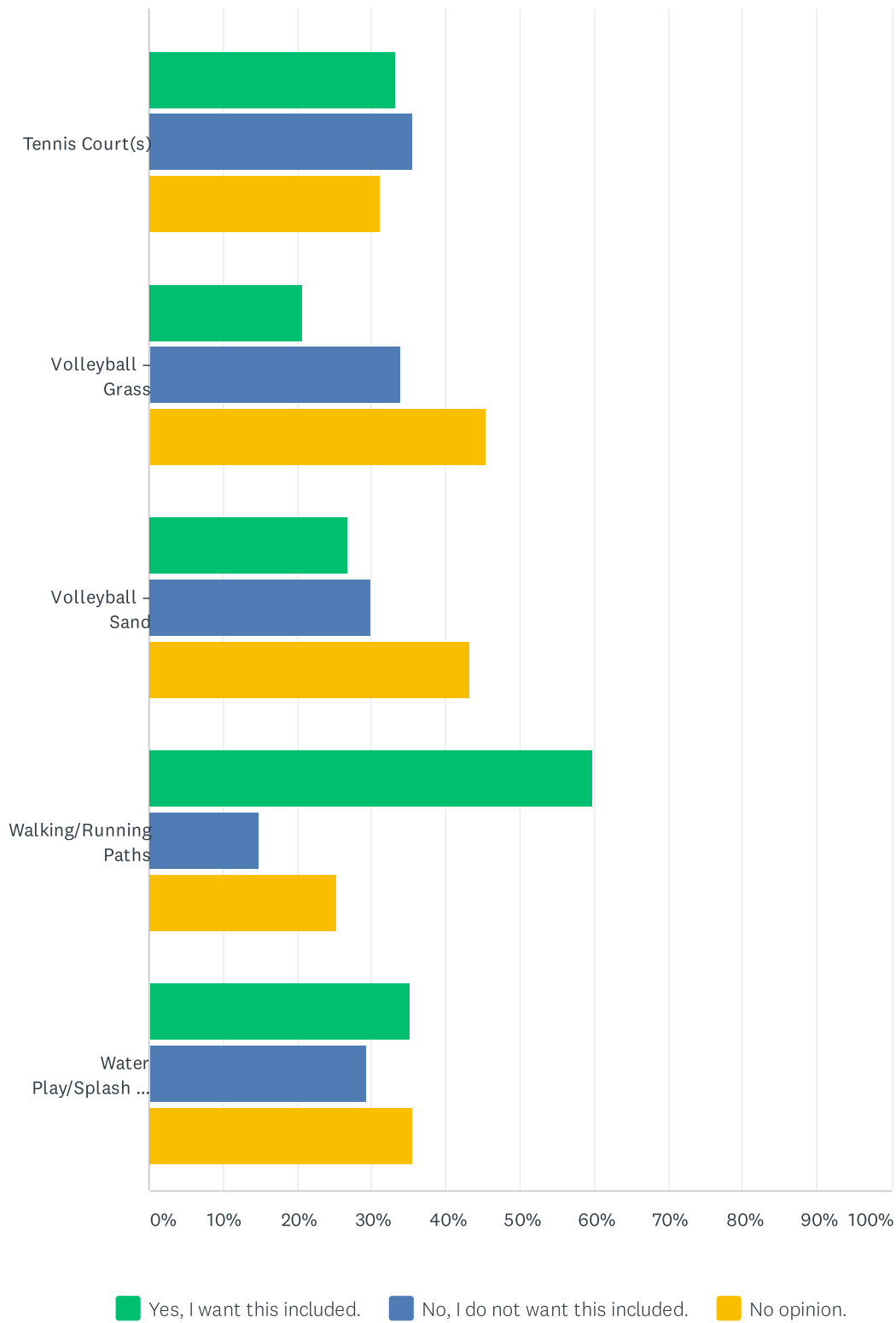
Answered: 388 Skipped: 325



City of San Clemente Site-Specific Park Master Plan Update 2021



City of San Clemente Site-Specific Park Master Plan Update 2021

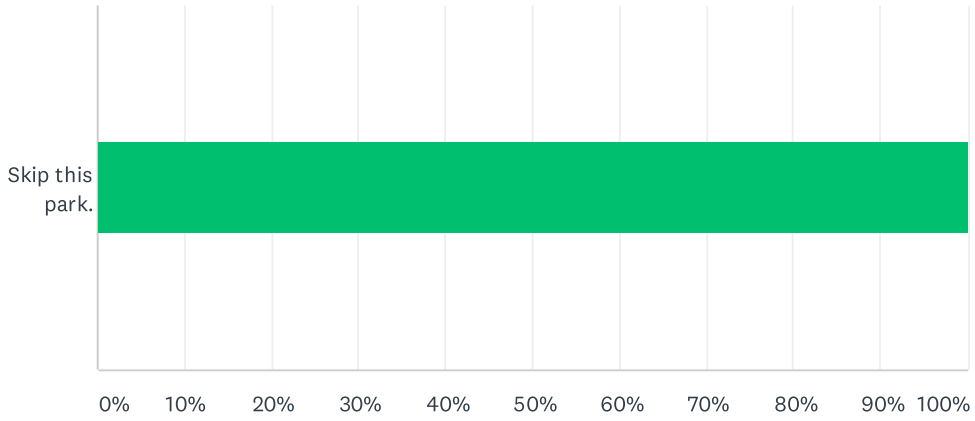


City of San Clemente Site-Specific Park Master Plan Update 2021

	YES, I WANT THIS INCLUDED.	NO, I DO NOT WANT THIS INCLUDED.	NO OPINION.	TOTAL
Amphitheater	24.43% 54	44.80% 99	30.77% 68	221
Ball Field(s)	48.87% 108	16.74% 37	34.39% 76	221
Basketball Court(s)	54.26% 121	13.00% 29	32.74% 73	223
Batting Cages (Public Access)	39.57% 91	26.52% 61	33.91% 78	230
BMX Bike/Pump Track	40.31% 104	39.53% 102	20.16% 52	258
Community Garden	36.89% 83	33.78% 76	29.33% 66	225
Dog Amenity (off-leash)	35.51% 87	43.67% 107	20.82% 51	245
Exercise Course/Fitness Equipment	39.56% 89	27.11% 61	33.33% 75	225
Multi-Purpose Field(s)	45.16% 98	18.89% 41	35.94% 78	217
Pickleball Court(s)	78.62% 250	10.38% 33	11.01% 35	318
Picnic Shelters/Pavilions	62.95% 141	14.29% 32	22.77% 51	224
Playground	64.32% 146	10.57% 24	25.11% 57	227
Skateboarding Features	42.35% 108	36.86% 94	20.78% 53	255
Tennis Court(s)	33.33% 76	35.53% 81	31.14% 71	228
Volleyball – Grass	20.77% 43	33.82% 70	45.41% 94	207
Volleyball – Sand	26.73% 58	29.95% 65	43.32% 94	217
Walking/Running Paths	59.83% 137	14.85% 34	25.33% 58	229
Water Play/Splash Pad Feature	35.11% 79	29.33% 66	35.56% 80	225

Q18 Tell us about your experience at San Luis Rey Park and how we can improve your future use.

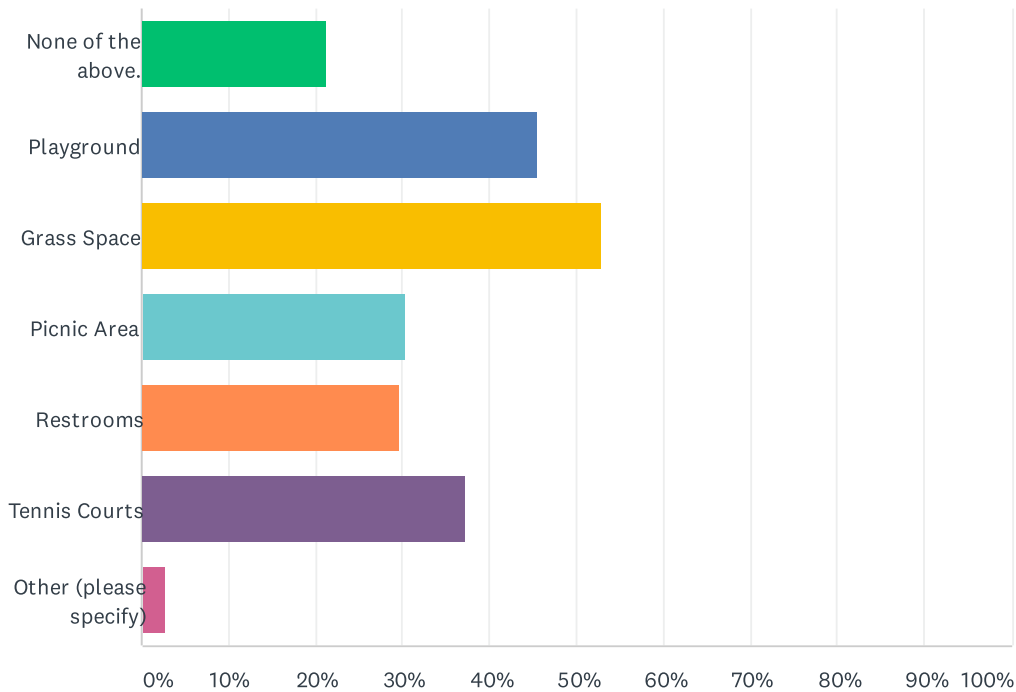
Answered: 263 Skipped: 450



ANSWER CHOICES	RESPONSES
Skip this park.	100.00% 263
Total Respondents: 263	

Q19 San Luis Rey Park: What current elements in the park do you most enjoy?

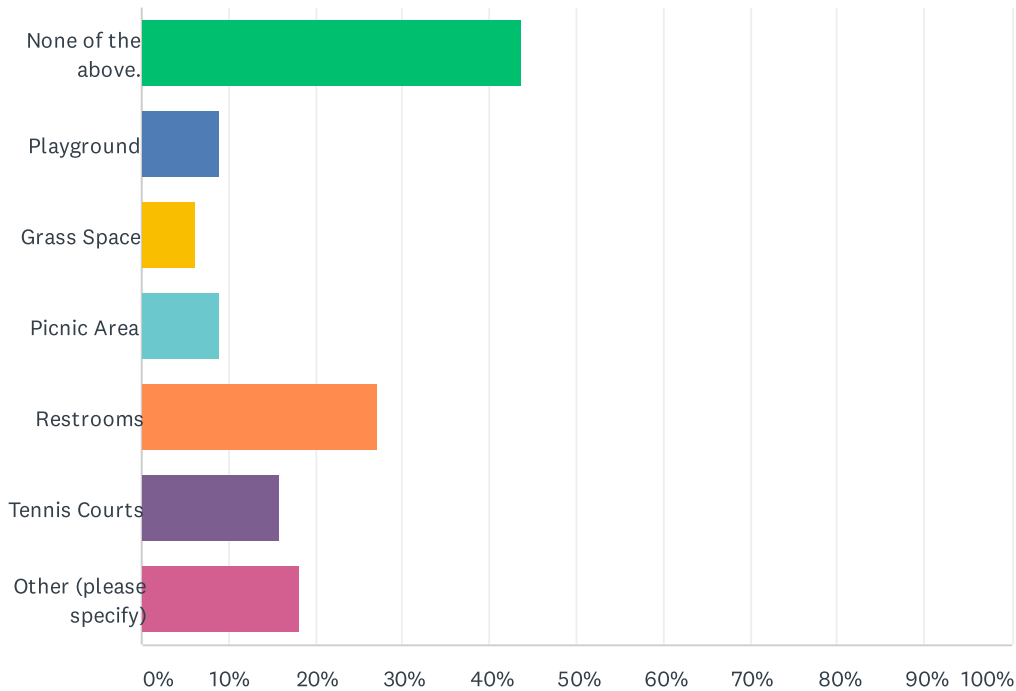
Answered: 215 Skipped: 498



ANSWER CHOICES	RESPONSES	
None of the above.	21.40%	46
Playground	45.58%	98
Grass Space	53.02%	114
Picnic Area	30.23%	65
Restrooms	29.77%	64
Tennis Courts	37.21%	80
Other (please specify)	2.79%	6
Total Respondents: 215		

Q20 San Luis Rey Park: What current elements in the park do you dislike?

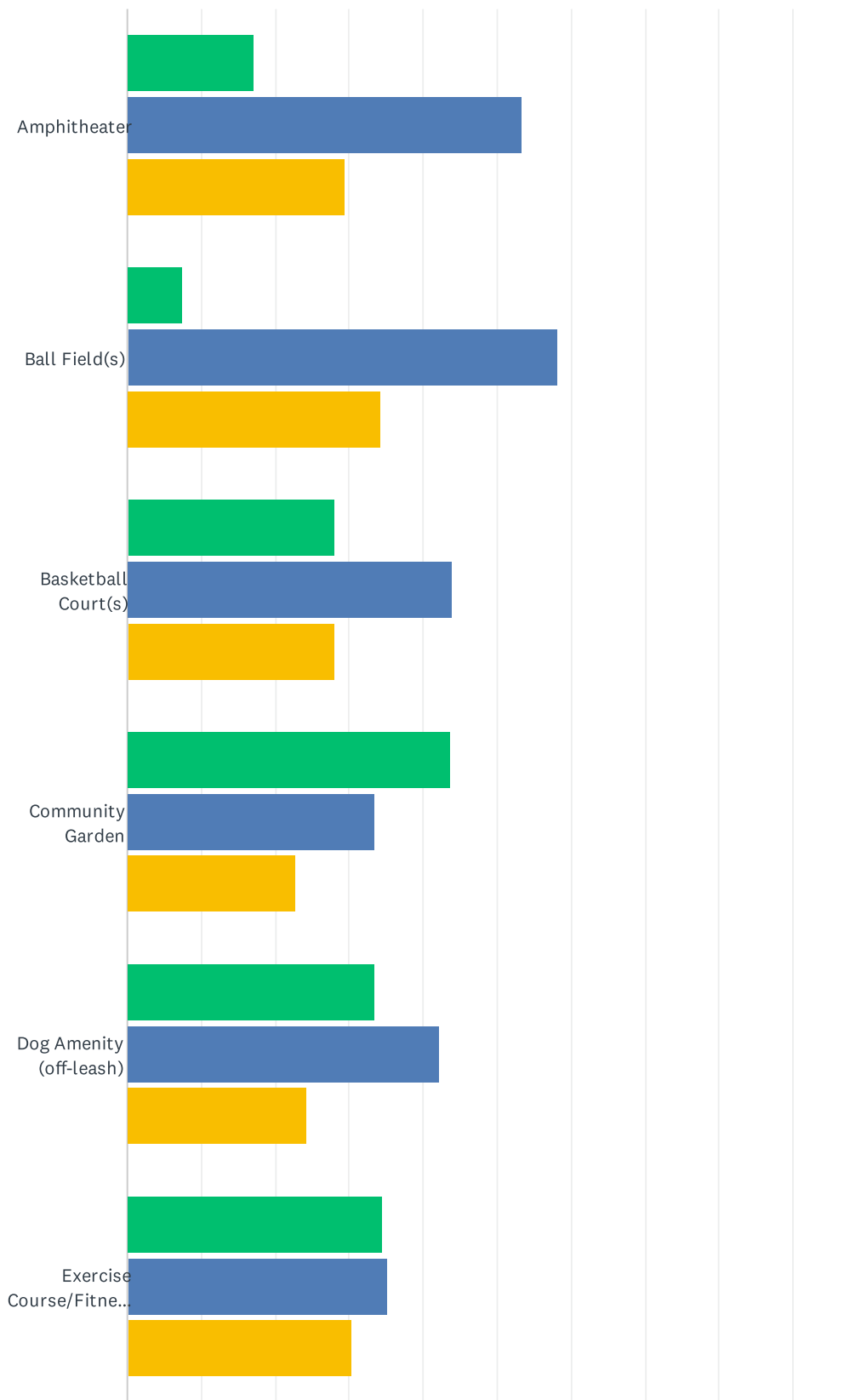
Answered: 176 Skipped: 537



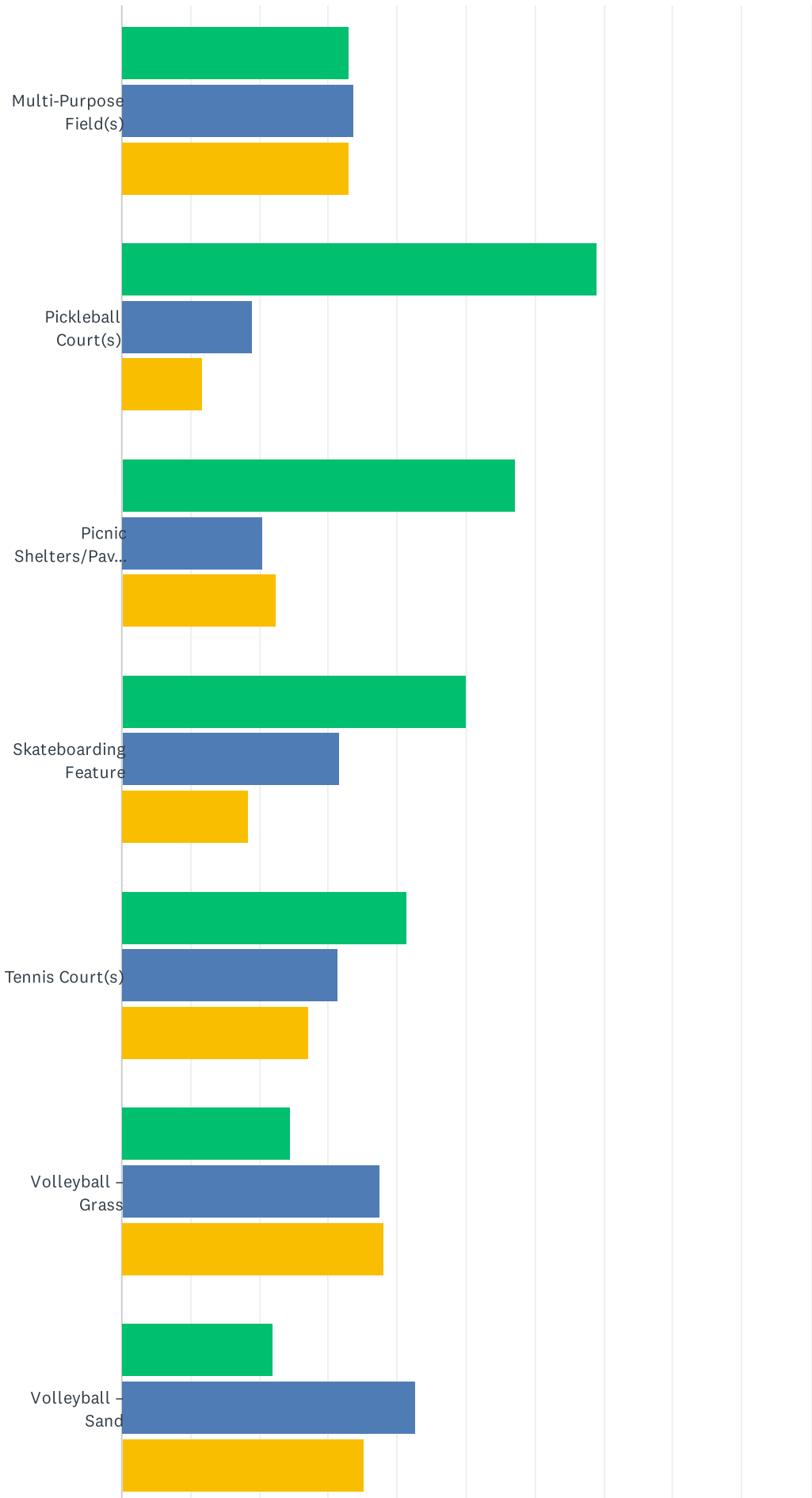
ANSWER CHOICES	RESPONSES
None of the above.	43.75% 77
Playground	9.09% 16
Grass Space	6.25% 11
Picnic Area	9.09% 16
Restrooms	27.27% 48
Tennis Courts	15.91% 28
Other (please specify)	18.18% 32
Total Respondents: 176	

Q21 San Luis Rey Park: What elements do you want to see included or excluded in the new park design? (Select all that apply)

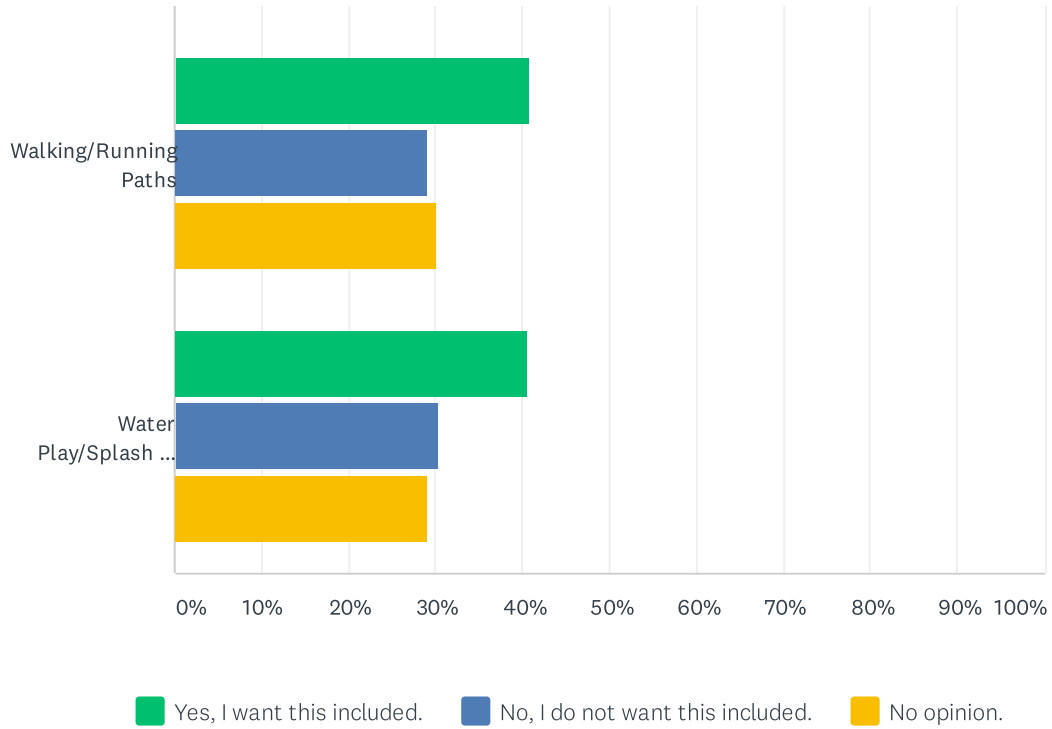
Answered: 298 Skipped: 415



City of San Clemente Site-Specific Park Master Plan Update 2021



City of San Clemente Site-Specific Park Master Plan Update 2021



City of San Clemente Site-Specific Park Master Plan Update 2021

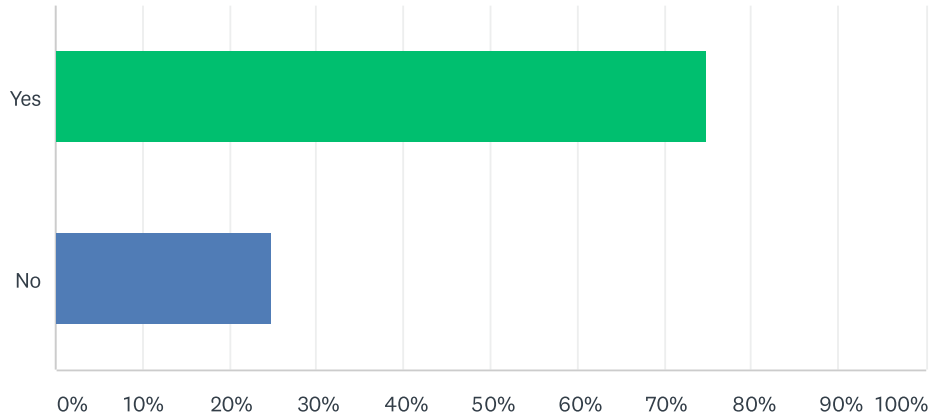
	YES, I WANT THIS INCLUDED.	NO, I DO NOT WANT THIS INCLUDED.	NO OPINION.	TOTAL
Amphitheater	17.18% 28	53.37% 87	29.45% 48	163
Ball Field(s)	7.50% 12	58.13% 93	34.38% 55	160
Basketball Court(s)	28.05% 46	43.90% 72	28.05% 46	164
Community Garden	43.75% 77	33.52% 59	22.73% 40	176
Dog Amenity (off-leash)	33.51% 62	42.16% 78	24.32% 45	185
Exercise Course/Fitness Equipment	34.50% 59	35.09% 60	30.41% 52	171
Multi-Purpose Field(s)	33.13% 54	33.74% 55	33.13% 54	163
Pickleball Court(s)	69.11% 170	19.11% 47	11.79% 29	246
Picnic Shelters/Pavilions	57.06% 97	20.59% 35	22.35% 38	170
Skateboarding Feature	50.00% 98	31.63% 62	18.37% 36	196
Tennis Court(s)	41.42% 70	31.36% 53	27.22% 46	169
Volleyball – Grass	24.38% 39	37.50% 60	38.13% 61	160
Volleyball – Sand	22.01% 35	42.77% 68	35.22% 56	159
Walking/Running Paths	40.83% 69	28.99% 49	30.18% 51	169
Water Play/Splash Pad Feature	40.57% 71	30.29% 53	29.14% 51	175

Q22 What makes or could make a park uniquely San Clemente?

Answered: 285 Skipped: 428

Q23 Do you travel to parks outside of San Clemente?

Answered: 548 Skipped: 165



ANSWER CHOICES	RESPONSES	
Yes	75.00%	411
No	25.00%	137
TOTAL		548

Q24 Please list the name and city of the park(s) you frequently visit outside of San Clemente.

Answered: 317 Skipped: 396

Q25 What features and design elements attract you to this park(s)?

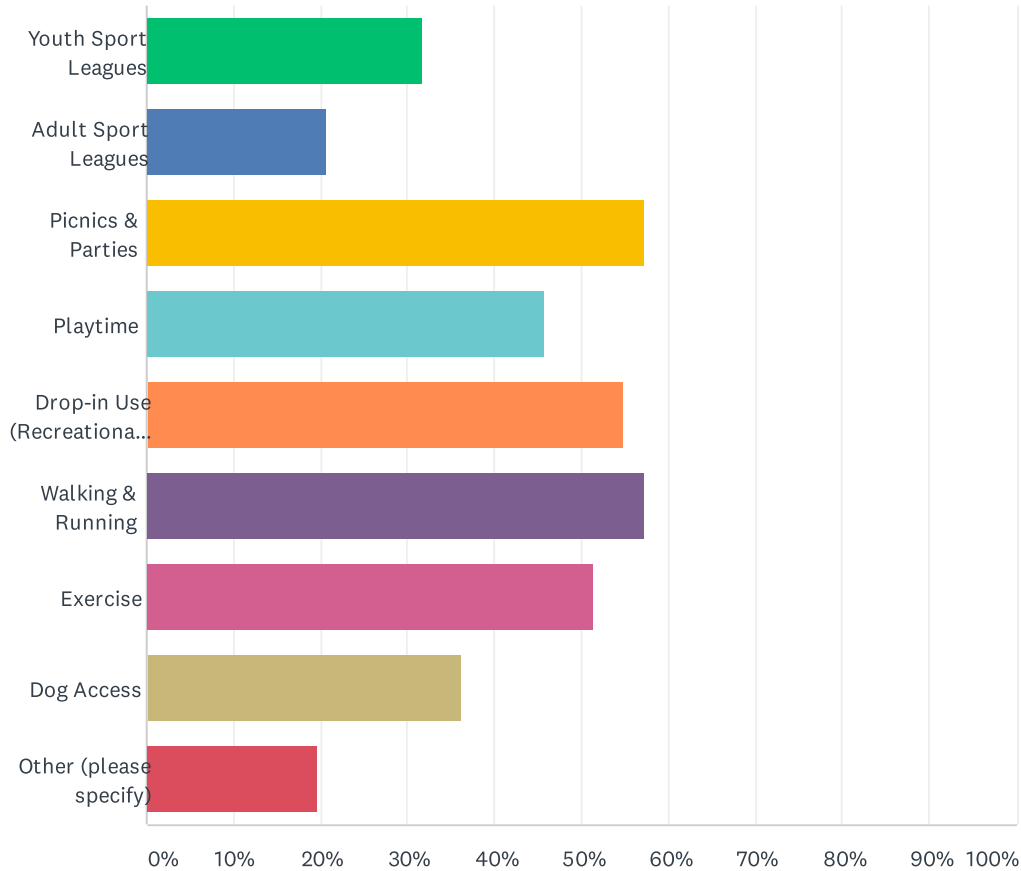
Answered: 314 Skipped: 399

Q26 Do you have any other feedback to share with the San Clemente Master Plan team?

Answered: 293 Skipped: 420

Q27 What types of activities do you use parks for? (Select all that apply)

Answered: 502 Skipped: 211



ANSWER CHOICES	RESPONSES	
Youth Sport Leagues	31.87%	160
Adult Sport Leagues	20.72%	104
Picnics & Parties	57.37%	288
Playtime	45.82%	230
Drop-in Use (Recreational Play)	54.78%	275
Walking & Running	57.37%	288
Exercise	51.39%	258
Dog Access	36.25%	182
Other (please specify)	19.72%	99
Total Respondents: 502		

Q28 Contact Information (Optional)

Answered: 275 Skipped: 438

ANSWER CHOICES	RESPONSES	
Name	99.64%	274
Company	0.00%	0
Street Address	93.45%	257
Address 2	0.00%	0
City/Town	0.00%	0
State/Province	0.00%	0
ZIP/Postal Code	0.00%	0
Country	0.00%	0
Email Address	0.00%	0
Phone Number	0.00%	0

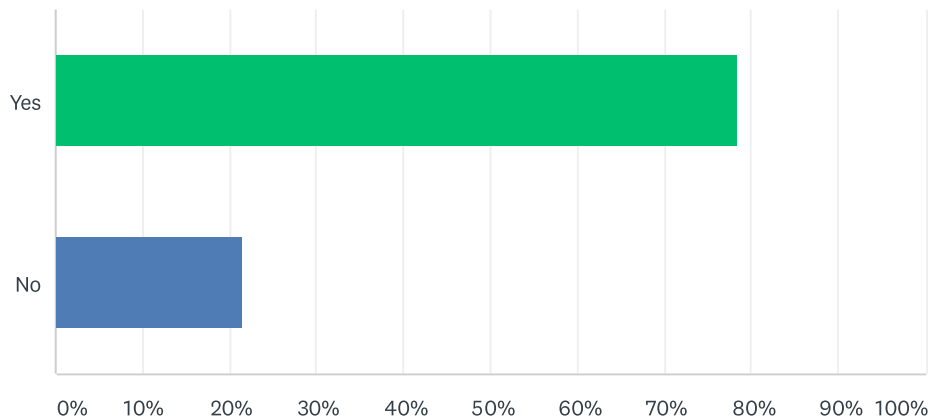
Q29 Enter your E-mail Address

Answered: 344 Skipped: 369

ANSWER CHOICES	RESPONSES	
Name	0.00%	0
Company	0.00%	0
Address	0.00%	0
Address 2	0.00%	0
City/Town	0.00%	0
State/Province	0.00%	0
ZIP/Postal Code	0.00%	0
Country	0.00%	0
Email Address	100.00%	344
Phone Number	0.00%	0

Q30 Notify me of future opportunities for park planning in San Clemente?

Answered: 412 Skipped: 301



ANSWER CHOICES	RESPONSES	
Yes	78.40%	323
No	21.60%	89
TOTAL		412