



City of San Clemente Average Daily Traffic (ADT)

Engineering Division
910 Calle Negocio
San Clemente, CA 92673

Transportation Studies, Inc.

2640 Walnut Avenue, Suite L
Tustin, CA. 92780

Location : AVENIDA ACAPULCO
Segment : N/O AVENIDA ADOBE
Client : CITY SAN CLEMENT

Site: AN CLEMENTE
Date: 01/09/19

| Interval | NB | | | | SB | | | | Combined | | | | Day: | Wednesday |
|------------|-------|------|-------|----|-------|------|-------|----|----------|----|-------|-----|------|-----------|
| | AM | | PM | | AM | | PM | | AM | | PM | | | |
| 12:00 | 0 | 0 | 8 | 38 | 0 | 0 | 7 | 28 | 0 | 0 | 15 | 66 | | |
| 12:15 | 0 | | 11 | | 0 | | 7 | | 0 | | 18 | | | |
| 12:30 | 0 | | 7 | | 0 | | 6 | | 0 | | 13 | | | |
| 12:45 | 0 | | 12 | | 0 | | 8 | | 0 | | 20 | | | |
| 01:00 | 1 | 3 | 13 | 40 | 0 | 0 | 13 | 43 | 1 | 3 | 26 | 83 | | |
| 01:15 | 1 | | 5 | | 0 | | 10 | | 1 | | 15 | | | |
| 01:30 | 0 | | 12 | | 0 | | 8 | | 0 | | 20 | | | |
| 01:45 | 1 | | 10 | | 0 | | 12 | | 1 | | 22 | | | |
| 02:00 | 0 | 1 | 10 | 49 | 1 | 2 | 14 | 44 | 1 | 3 | 24 | 93 | | |
| 02:15 | 0 | | 10 | | 1 | | 8 | | 1 | | 18 | | | |
| 02:30 | 0 | | 12 | | 0 | | 11 | | 0 | | 23 | | | |
| 02:45 | 1 | | 17 | | 0 | | 11 | | 1 | | 28 | | | |
| 03:00 | 0 | 0 | 18 | 61 | 0 | 1 | 12 | 50 | 0 | 1 | 30 | 111 | | |
| 03:15 | 0 | | 14 | | 0 | | 16 | | 0 | | 30 | | | |
| 03:30 | 0 | | 12 | | 0 | | 11 | | 0 | | 23 | | | |
| 03:45 | 0 | | 17 | | 1 | | 11 | | 1 | | 28 | | | |
| 04:00 | 1 | 3 | 9 | 38 | 0 | 5 | 14 | 51 | 1 | 8 | 23 | 89 | | |
| 04:15 | 0 | | 11 | | 0 | | 12 | | 0 | | 23 | | | |
| 04:30 | 0 | | 12 | | 1 | | 10 | | 1 | | 22 | | | |
| 04:45 | 2 | | 6 | | 4 | | 15 | | 6 | | 21 | | | |
| 05:00 | 0 | 3 | 16 | 60 | 2 | 9 | 16 | 34 | 2 | 12 | 32 | 94 | | |
| 05:15 | 0 | | 10 | | 2 | | 5 | | 2 | | 15 | | | |
| 05:30 | 1 | | 17 | | 1 | | 7 | | 2 | | 24 | | | |
| 05:45 | 2 | | 17 | | 4 | | 6 | | 6 | | 23 | | | |
| 06:00 | 3 | 7 | 11 | 46 | 2 | 20 | 10 | 27 | 5 | 27 | 21 | 73 | | |
| 06:15 | 1 | | 15 | | 3 | | 8 | | 4 | | 23 | | | |
| 06:30 | 1 | | 11 | | 4 | | 5 | | 5 | | 16 | | | |
| 06:45 | 2 | | 9 | | 11 | | 4 | | 13 | | 13 | | | |
| 07:00 | 7 | 36 | 10 | 28 | 8 | 58 | 5 | 14 | 15 | 94 | 15 | 42 | | |
| 07:15 | 9 | | 8 | | 14 | | 4 | | 23 | | 12 | | | |
| 07:30 | 14 | | 4 | | 20 | | 4 | | 34 | | 8 | | | |
| 07:45 | 6 | | 6 | | 16 | | 1 | | 22 | | 7 | | | |
| 08:00 | 6 | 30 | 9 | 29 | 10 | 45 | 5 | 12 | 16 | 75 | 14 | 41 | | |
| 08:15 | 8 | | 9 | | 12 | | 4 | | 20 | | 13 | | | |
| 08:30 | 4 | | 3 | | 14 | | 1 | | 18 | | 4 | | | |
| 08:45 | 12 | | 8 | | 9 | | 2 | | 21 | | 10 | | | |
| 09:00 | 15 | 35 | 2 | 10 | 18 | 56 | 1 | 7 | 33 | 91 | 3 | 17 | | |
| 09:15 | 6 | | 2 | | 12 | | 1 | | 18 | | 3 | | | |
| 09:30 | 6 | | 2 | | 14 | | 3 | | 20 | | 5 | | | |
| 09:45 | 8 | | 4 | | 12 | | 2 | | 20 | | 6 | | | |
| 10:00 | 5 | 35 | 2 | 11 | 10 | 51 | 1 | 5 | 15 | 86 | 3 | 16 | | |
| 10:15 | 11 | | 5 | | 16 | | 2 | | 27 | | 7 | | | |
| 10:30 | 10 | | 2 | | 14 | | 1 | | 24 | | 3 | | | |
| 10:45 | 9 | | 2 | | 11 | | 1 | | 20 | | 3 | | | |
| 11:00 | 8 | 36 | 1 | 6 | 6 | 54 | 0 | 3 | 14 | 90 | 1 | 9 | | |
| 11:15 | 11 | | 2 | | 19 | | 2 | | 30 | | 4 | | | |
| 11:30 | 5 | | 1 | | 15 | | 0 | | 20 | | 1 | | | |
| 11:45 | 12 | | 2 | | 14 | | 1 | | 26 | | 3 | | | |
| Totals | 189 | | 416 | | 301 | | 318 | | 490 | | 734 | | | |
| Split% | 38.6 | | 56.7 | | 61.4 | | 43.3 | | | | | | | |
| Day Totals | | 605 | | | | 619 | | | 1,224 | | | | | |
| Day Splits | | 49.4 | | | | 50.6 | | | | | | | | |
| Peak Hour | 08:15 | | 02:30 | | 07:15 | | 04:15 | | 07:15 | | 02:30 | | | |
| Volume | 39 | | 61 | | 60 | | 53 | | 95 | | 111 | | | |
| Factor | 0.65 | | 0.85 | | 0.75 | | 0.83 | | 0.70 | | 0.93 | | | |

Transportation Studies, Inc.

2640 Walnut Avenue, Ste H

Tustin, CA. 92780

Location : CALLE AGUILA
 Segment : AVE VISTA MONTANA TO PASTADERO
 Client : CITY SAN CLEMENT

Site: SAN CLEMENTE
 Date: 01/29/14

| Interval | NB | | | | SB | | | | Combined | | Day: | Wednesday |
|------------|-------|------|-------|----|-------|------|-------|----|----------|-------|-------|-----------|
| | AM | | PM | | AM | | PM | | AM | PM | | |
| 12:00 | 0 | 1 | 12 | 35 | 0 | 1 | 6 | 27 | 0 | 2 | 18 | 62 |
| 12:15 | 0 | | 10 | | 0 | | 5 | | 0 | | 15 | |
| 12:30 | 1 | | 8 | | 1 | | 10 | | 2 | | 18 | |
| 12:45 | 0 | | 5 | | 0 | | 6 | | 0 | | 11 | |
| 01:00 | 0 | 3 | 8 | 34 | 0 | 2 | 7 | 31 | 0 | 5 | 15 | 65 |
| 01:15 | 1 | | 9 | | 1 | | 7 | | 2 | | 16 | |
| 01:30 | 1 | | 12 | | 0 | | 10 | | 1 | | 22 | |
| 01:45 | 1 | | 5 | | 1 | | 7 | | 2 | | 12 | |
| 02:00 | 1 | 1 | 24 | 55 | 1 | 1 | 16 | 41 | 2 | 2 | 40 | 96 |
| 02:15 | 0 | | 15 | | 0 | | 10 | | 0 | | 25 | |
| 02:30 | 0 | | 11 | | 0 | | 8 | | 0 | | 19 | |
| 02:45 | 0 | | 5 | | 0 | | 7 | | 0 | | 12 | |
| 03:00 | 0 | 1 | 18 | 53 | 0 | 1 | 8 | 42 | 0 | 2 | 26 | 95 |
| 03:15 | 1 | | 14 | | 0 | | 13 | | 1 | | 27 | |
| 03:30 | 0 | | 8 | | 1 | | 9 | | 1 | | 17 | |
| 03:45 | 0 | | 13 | | 0 | | 12 | | 0 | | 25 | |
| 04:00 | 0 | 1 | 10 | 42 | 1 | 3 | 9 | 31 | 1 | 4 | 19 | 73 |
| 04:15 | 0 | | 9 | | 1 | | 6 | | 1 | | 15 | |
| 04:30 | 1 | | 15 | | 1 | | 5 | | 2 | | 20 | |
| 04:45 | 0 | | 8 | | 0 | | 11 | | 0 | | 19 | |
| 05:00 | 0 | 0 | 25 | 65 | 5 | 21 | 7 | 38 | 5 | 21 | 32 | 103 |
| 05:15 | 0 | | 13 | | 2 | | 12 | | 2 | | 25 | |
| 05:30 | 0 | | 14 | | 4 | | 11 | | 4 | | 25 | |
| 05:45 | 0 | | 13 | | 10 | | 8 | | 10 | | 21 | |
| 06:00 | 0 | 5 | 22 | 42 | 12 | 43 | 10 | 28 | 12 | 48 | 32 | 70 |
| 06:15 | 0 | | 10 | | 9 | | 4 | | 9 | | 14 | |
| 06:30 | 2 | | 7 | | 13 | | 9 | | 15 | | 16 | |
| 06:45 | 3 | | 3 | | 9 | | 5 | | 12 | | 8 | |
| 07:00 | 4 | 63 | 12 | 49 | 16 | 73 | 6 | 16 | 20 | 136 | 18 | 65 |
| 07:15 | 2 | | 11 | | 16 | | 6 | | 18 | | 17 | |
| 07:30 | 40 | | 17 | | 26 | | 2 | | 66 | | 19 | |
| 07:45 | 17 | | 9 | | 15 | | 2 | | 32 | | 11 | |
| 08:00 | 9 | 14 | 6 | 24 | 14 | 41 | 2 | 12 | 23 | 55 | 8 | 36 |
| 08:15 | 2 | | 6 | | 9 | | 3 | | 11 | | 9 | |
| 08:30 | 2 | | 6 | | 8 | | 1 | | 10 | | 7 | |
| 08:45 | 1 | | 6 | | 10 | | 6 | | 11 | | 12 | |
| 09:00 | 4 | 17 | 9 | 28 | 16 | 41 | 1 | 7 | 20 | 58 | 10 | 35 |
| 09:15 | 4 | | 10 | | 7 | | 2 | | 11 | | 12 | |
| 09:30 | 5 | | 4 | | 4 | | 2 | | 9 | | 6 | |
| 09:45 | 4 | | 5 | | 14 | | 2 | | 18 | | 7 | |
| 10:00 | 2 | 17 | 6 | 19 | 5 | 31 | 5 | 12 | 7 | 48 | 11 | 31 |
| 10:15 | 4 | | 3 | | 8 | | 2 | | 12 | | 5 | |
| 10:30 | 5 | | 1 | | 12 | | 2 | | 17 | | 3 | |
| 10:45 | 6 | | 9 | | 6 | | 3 | | 12 | | 12 | |
| 11:00 | 13 | 49 | 0 | 6 | 11 | 45 | 2 | 2 | 24 | 94 | 2 | 8 |
| 11:15 | 6 | | 1 | | 16 | | 0 | | 22 | | 1 | |
| 11:30 | 18 | | 3 | | 10 | | 0 | | 28 | | 3 | |
| 11:45 | 12 | | 2 | | 8 | | 0 | | 20 | | 2 | |
| Totals | 172 | | 452 | | 303 | | 287 | | 475 | | 739 | |
| Split% | 36.2 | | 61.2 | | 63.8 | | 38.8 | | | | | |
| Day Totals | | 624 | | | | 590 | | | | 1,214 | | |
| Day Splits | | 51.4 | | | | 48.6 | | | | | | |
| Peak Hour | 07:15 | | 05:00 | | 07:00 | | 01:30 | | 07:15 | | 05:00 | |
| Volume | 68 | | 65 | | 73 | | 43 | | 139 | | 103 | |
| Factor | 0.43 | | 0.65 | | 0.70 | | 0.67 | | 0.53 | | 0.80 | |

City of San Clemente Engineering Division

Project: E. Avenida Cordoba Traffic Calming
Location: Calle Alcazar btw lobos Marinos & Verde

alcazar n. marinos_p
Date Start: 26-Sep-18
Date End: 08-Oct-18

| Start Time | 24-Sep-18 | | Tue | | Wed | | Thu | | Fri | | Weekday Average | | Sat | | Sun | |
|------------|-----------|----|-----|----|-------|-------|-------|-------|-------|-------|-----------------|-------|-------|-------|-------|-------|
| | NB | SB | NB | SB | NB | SB | NB | SB | NB | SB | NB | SB | NB | SB | NB | SB |
| 12:00 AM | * | * | * | * | * | * | 1 | 0 | 2 | 0 | 2 | 0 | 2 | 1 | 3 | 4 |
| 01:00 | * | * | * | * | * | * | 1 | 0 | 1 | 1 | 1 | 0 | 0 | 1 | 3 | 1 |
| 02:00 | * | * | * | * | * | * | 0 | 1 | 0 | 0 | 0 | 0 | 0 | 0 | 1 | 1 |
| 03:00 | * | * | * | * | * | * | 0 | 0 | 0 | 0 | 0 | 0 | 1 | 1 | 1 | 1 |
| 04:00 | * | * | * | * | * | * | 0 | 2 | 1 | 4 | 0 | 3 | 0 | 0 | 0 | 0 |
| 05:00 | * | * | * | * | * | * | 3 | 2 | 2 | 3 | 2 | 2 | 0 | 2 | 0 | 0 |
| 06:00 | * | * | * | * | * | * | 6 | 10 | 4 | 13 | 5 | 12 | 1 | 5 | 2 | 4 |
| 07:00 | * | * | * | * | * | * | 12 | 30 | 18 | 23 | 15 | 26 | 14 | 11 | 2 | 3 |
| 08:00 | * | * | * | * | * | * | 21 | 17 | 22 | 24 | 22 | 20 | 9 | 18 | 5 | 10 |
| 09:00 | * | * | * | * | * | * | 27 | 22 | 12 | 25 | 20 | 24 | 12 | 16 | 4 | 20 |
| 10:00 | * | * | * | * | * | * | 18 | 18 | 16 | 17 | 17 | 18 | 13 | 14 | 15 | 17 |
| 11:00 | * | * | * | * | 21 | 19 | 13 | 17 | 19 | 23 | 18 | 20 | 17 | 9 | 12 | 16 |
| 12:00 PM | * | * | * | * | 24 | 18 | 22 | 16 | 20 | 18 | 22 | 17 | 20 | 17 | 23 | 15 |
| 01:00 | * | * | * | * | 21 | 16 | 17 | 20 | 19 | 10 | 19 | 15 | 16 | 13 | 13 | 15 |
| 02:00 | * | * | * | * | 14 | 15 | 26 | 17 | 24 | 16 | 21 | 16 | 14 | 16 | 16 | 9 |
| 03:00 | * | * | * | * | 22 | 17 | 33 | 22 | 11 | 10 | 22 | 16 | 22 | 19 | 13 | 14 |
| 04:00 | * | * | * | * | 20 | 14 | 28 | 18 | 19 | 14 | 22 | 15 | 21 | 14 | 18 | 13 |
| 05:00 | * | * | * | * | 25 | 25 | 25 | 18 | 23 | 17 | 24 | 20 | 23 | 15 | 15 | 11 |
| 06:00 | * | * | * | * | 25 | 15 | 15 | 12 | 25 | 20 | 22 | 16 | 19 | 15 | 13 | 7 |
| 07:00 | * | * | * | * | 10 | 3 | 23 | 8 | 21 | 18 | 18 | 10 | 21 | 9 | 6 | 6 |
| 08:00 | * | * | * | * | 7 | 3 | 12 | 7 | 9 | 2 | 9 | 4 | 6 | 4 | 10 | 5 |
| 09:00 | * | * | * | * | 15 | 2 | 7 | 4 | 12 | 5 | 11 | 4 | 12 | 6 | 5 | 4 |
| 10:00 | * | * | * | * | 1 | 2 | 4 | 1 | 7 | 3 | 4 | 2 | 7 | 9 | 4 | 1 |
| 11:00 | * | * | * | * | 0 | 0 | 6 | 1 | 5 | 2 | 4 | 1 | 8 | 3 | 1 | 1 |
| Total | 0 | 0 | 0 | 0 | 205 | 149 | 320 | 263 | 292 | 268 | 300 | 261 | 258 | 218 | 185 | 178 |
| Day | 0 | 0 | 0 | 0 | 354 | 149 | 583 | 263 | 560 | 268 | 561 | 261 | 476 | 218 | 363 | 178 |
| AM Peak | - | - | - | - | 11:00 | 11:00 | 09:00 | 07:00 | 08:00 | 09:00 | 08:00 | 07:00 | 11:00 | 08:00 | 10:00 | 09:00 |
| Vol. | - | - | - | - | 21 | 19 | 27 | 30 | 22 | 25 | 22 | 26 | 17 | 18 | 15 | 20 |
| PM Peak | - | - | - | - | 17:00 | 17:00 | 15:00 | 15:00 | 18:00 | 18:00 | 17:00 | 17:00 | 17:00 | 15:00 | 12:00 | 12:00 |
| Vol. | - | - | - | - | 25 | 25 | 33 | 22 | 25 | 20 | 24 | 20 | 23 | 19 | 23 | 15 |

City of San Clemente
Engineering Division

Project: E. Avenida Cordoba Traffic Calming
Location: Calle Alcazar btw lobos Marinos & Verde

alcazar n. marinos_p
Date Start: 26-Sep-18
Date End: 08-Oct-18

| Start Time | 01-Oct-18 | | Tue | | Wed | | Thu | | Fri | | Weekday Average | | Sat | | Sun | |
|------------|-----------|-----------|-----------|-----------|-----------|-----------|-----------|-----------|-----------|-----------|-----------------|-----------|-----------|-----------|-----------|-----------|
| | NB | SB | NB | SB | NB | SB | NB | SB | NB | SB | NB | SB | NB | SB | NB | SB |
| 12:00 AM | 0 | 1 | 1 | 0 | 0 | 0 | 0 | 0 | 3 | 0 | 1 | 0 | 1 | 2 | 2 | 0 |
| 01:00 | 2 | 0 | 1 | 0 | 0 | 0 | 3 | 1 | 1 | 0 | 1 | 0 | 0 | 0 | 0 | 0 |
| 02:00 | 0 | 0 | 0 | 0 | 0 | 0 | 2 | 1 | 0 | 0 | 0 | 0 | 0 | 0 | 0 | 0 |
| 03:00 | 0 | 0 | 0 | 0 | 0 | 0 | 0 | 1 | 0 | 0 | 0 | 0 | 0 | 0 | 0 | 0 |
| 04:00 | 0 | 2 | 1 | 1 | 0 | 1 | 0 | 0 | 0 | 0 | 0 | 1 | 0 | 1 | 0 | 2 |
| 05:00 | 2 | 4 | 2 | 6 | 3 | 4 | 1 | 3 | 0 | 6 | 2 | 5 | 0 | 0 | 0 | 1 |
| 06:00 | 2 | 6 | 3 | 8 | 3 | 9 | 2 | 6 | 5 | 10 | 3 | 8 | 2 | 5 | 0 | 3 |
| 07:00 | 10 | 21 | 16 | 33 | 17 | 29 | 17 | 36 | 16 | 25 | 15 | 29 | 3 | 11 | 7 | 9 |
| 08:00 | 18 | 21 | 15 | 16 | 16 | 20 | 19 | 16 | 25 | 19 | 19 | 18 | 17 | 17 | 10 | 8 |
| 09:00 | 19 | 25 | 14 | 27 | 12 | 24 | 15 | 17 | 23 | 29 | 17 | 24 | 28 | 22 | 9 | 18 |
| 10:00 | 13 | 14 | 13 | 11 | 17 | 14 | 15 | 18 | 13 | 20 | 14 | 15 | 19 | 16 | 9 | 12 |
| 11:00 | 11 | 14 | 7 | 12 | 14 | 18 | 7 | 20 | 10 | 13 | 10 | 15 | 17 | 22 | 14 | 17 |
| 12:00 PM | 15 | 12 | 23 | 13 | 8 | 11 | 28 | 19 | 20 | 22 | 19 | 15 | 16 | 16 | 16 | 11 |
| 01:00 | 17 | 24 | 18 | 14 | 18 | 12 | 12 | 16 | 24 | 16 | 18 | 16 | 26 | 15 | 27 | 18 |
| 02:00 | 11 | 15 | 18 | 16 | 22 | 14 | 25 | 19 | 22 | 20 | 20 | 17 | 17 | 17 | 16 | 12 |
| 03:00 | 24 | 15 | 27 | 23 | 21 | 21 | 18 | 20 | 23 | 17 | 23 | 19 | 17 | 18 | 17 | 11 |
| 04:00 | 23 | 17 | 36 | 23 | 20 | 12 | 33 | 21 | 28 | 16 | 28 | 18 | 19 | 16 | 16 | 15 |
| 05:00 | 28 | 10 | 31 | 20 | 28 | 16 | 33 | 21 | 25 | 17 | 29 | 17 | 19 | 8 | 15 | 15 |
| 06:00 | 22 | 14 | 19 | 11 | 27 | 16 | 25 | 9 | 23 | 20 | 23 | 14 | 13 | 20 | 12 | 6 |
| 07:00 | 15 | 5 | 9 | 3 | 16 | 8 | 19 | 11 | 9 | 4 | 14 | 6 | 19 | 8 | 19 | 7 |
| 08:00 | 13 | 10 | 9 | 5 | 10 | 8 | 7 | 6 | 16 | 6 | 11 | 7 | 8 | 5 | 6 | 5 |
| 09:00 | 6 | 1 | 6 | 0 | 7 | 2 | 6 | 7 | 12 | 6 | 7 | 3 | 5 | 4 | 4 | 5 |
| 10:00 | 2 | 1 | 4 | 1 | 3 | 2 | 8 | 3 | 6 | 7 | 5 | 3 | 9 | 8 | 8 | 1 |
| 11:00 | 4 | 2 | 3 | 0 | 1 | 0 | 5 | 1 | 6 | 5 | 4 | 2 | 10 | 5 | 1 | 1 |
| Total | 257 | 234 | 276 | 243 | 263 | 241 | 300 | 272 | 310 | 278 | 283 | 252 | 265 | 236 | 208 | 177 |
| Day | 491 | | 519 | | 504 | | 572 | | 588 | | 535 | | 501 | | 385 | |
| AM Peak | 09:00 | 09:00 | 07:00 | 07:00 | 07:00 | 07:00 | 08:00 | 07:00 | 08:00 | 09:00 | 08:00 | 07:00 | 09:00 | 09:00 | 11:00 | 09:00 |
| Vol. | 19 | 25 | 16 | 33 | 17 | 29 | 19 | 36 | 25 | 29 | 19 | 29 | 28 | 22 | 14 | 18 |
| PM Peak | 17:00 | 13:00 | 16:00 | 15:00 | 17:00 | 15:00 | 16:00 | 16:00 | 16:00 | 12:00 | 17:00 | 15:00 | 13:00 | 18:00 | 13:00 | 13:00 |
| Vol. | 28 | 24 | 36 | 23 | 28 | 21 | 33 | 21 | 28 | 22 | 29 | 19 | 26 | 20 | 27 | 18 |

City of San Clemente
Engineering Division

Project: E. Avenida Cordoba Traffic Calming
Location: Calle Alcazar btw lobos Marinos & Verde

alcazar n. marinos_p
Date Start: 26-Sep-18
Date End: 08-Oct-18

| Start Time | 08-Oct-18 | | Tue | | Wed | | Thu | | Fri | | Weekday Average | | Sat | | Sun | |
|------------|-----------|-------|-----|----|-----|----|-----|----|-----|----|-----------------|-------|-----|----|-----|----|
| | NB | SB | NB | SB | NB | SB | NB | SB | NB | SB | NB | SB | NB | SB | NB | SB |
| 12:00 AM | 3 | 3 | * | * | * | * | * | * | * | * | 3 | 3 | * | * | * | * |
| 01:00 | 0 | 1 | * | * | * | * | * | * | * | * | 0 | 1 | * | * | * | * |
| 02:00 | 0 | 0 | * | * | * | * | * | * | * | * | 0 | 0 | * | * | * | * |
| 03:00 | 0 | 0 | * | * | * | * | * | * | * | * | 0 | 0 | * | * | * | * |
| 04:00 | 2 | 2 | * | * | * | * | * | * | * | * | 2 | 2 | * | * | * | * |
| 05:00 | 0 | 6 | * | * | * | * | * | * | * | * | 0 | 6 | * | * | * | * |
| 06:00 | 2 | 7 | * | * | * | * | * | * | * | * | 2 | 7 | * | * | * | * |
| 07:00 | 16 | 23 | * | * | * | * | * | * | * | * | 16 | 23 | * | * | * | * |
| 08:00 | 23 | 24 | * | * | * | * | * | * | * | * | 23 | 24 | * | * | * | * |
| 09:00 | 16 | 16 | * | * | * | * | * | * | * | * | 16 | 16 | * | * | * | * |
| 10:00 | * | * | * | * | * | * | * | * | * | * | * | * | * | * | * | * |
| 11:00 | * | * | * | * | * | * | * | * | * | * | * | * | * | * | * | * |
| 12:00 PM | * | * | * | * | * | * | * | * | * | * | * | * | * | * | * | * |
| 01:00 | * | * | * | * | * | * | * | * | * | * | * | * | * | * | * | * |
| 02:00 | * | * | * | * | * | * | * | * | * | * | * | * | * | * | * | * |
| 03:00 | * | * | * | * | * | * | * | * | * | * | * | * | * | * | * | * |
| 04:00 | * | * | * | * | * | * | * | * | * | * | * | * | * | * | * | * |
| 05:00 | * | * | * | * | * | * | * | * | * | * | * | * | * | * | * | * |
| 06:00 | * | * | * | * | * | * | * | * | * | * | * | * | * | * | * | * |
| 07:00 | * | * | * | * | * | * | * | * | * | * | * | * | * | * | * | * |
| 08:00 | * | * | * | * | * | * | * | * | * | * | * | * | * | * | * | * |
| 09:00 | * | * | * | * | * | * | * | * | * | * | * | * | * | * | * | * |
| 10:00 | * | * | * | * | * | * | * | * | * | * | * | * | * | * | * | * |
| 11:00 | * | * | * | * | * | * | * | * | * | * | * | * | * | * | * | * |
| Total | 62 | 82 | 0 | 0 | 0 | 0 | 0 | 0 | 0 | 0 | 62 | 82 | 0 | 0 | 0 | 0 |
| Day | 144 | | 0 | | 0 | | 0 | | 0 | | 144 | | 0 | | 0 | |
| AM Peak | 08:00 | 08:00 | - | - | - | - | - | - | - | - | 08:00 | 08:00 | - | - | - | - |
| Vol. | 23 | 24 | - | - | - | - | - | - | - | - | 23 | 24 | - | - | - | - |
| PM Peak | - | - | - | - | - | - | - | - | - | - | - | - | - | - | - | - |
| Vol. | - | - | - | - | - | - | - | - | - | - | - | - | - | - | - | - |

| | | | | | | | | |
|-------------|---------|----------|-----|------|------|------|-----|-----|
| Comb. Total | 635 | 519 | 858 | 1155 | 1148 | 1240 | 977 | 748 |
| ADT | ADT 506 | AADT 506 | | | | | | |

Transportation Studies, Inc.

2640 Walnut Avenue, Suite L
Tustin, CA. 92780

Location : CALLE ALTEA
Segment : N/O CAMINO LA PEDRIZA
Client : CITY SAN CLEMENT

Site: AN CLEMENTE
Date: 01/09/19

| Interval | SB | | | | NB | | | | Combined | | Day: | Wednesday |
|------------|-------|-------|-------|-----|-------|-------|-------|-----|----------|-------|-------|-----------|
| | AM | | PM | | AM | | PM | | AM | PM | | |
| 12:00 | 0 | 0 | 18 | 73 | 1 | 1 | 24 | 94 | 1 | 1 | 42 | 167 |
| 12:15 | 0 | | 21 | | 0 | | 20 | | 0 | | 41 | |
| 12:30 | 0 | | 18 | | 0 | | 20 | | 0 | | 38 | |
| 12:45 | 0 | | 16 | | 0 | | 30 | | 0 | | 46 | |
| 01:00 | 0 | 0 | 18 | 87 | 0 | 0 | 26 | 100 | 0 | 0 | 44 | 187 |
| 01:15 | 0 | | 22 | | 0 | | 18 | | 0 | | 40 | |
| 01:30 | 0 | | 13 | | 0 | | 22 | | 0 | | 35 | |
| 01:45 | 0 | | 34 | | 0 | | 34 | | 0 | | 68 | |
| 02:00 | 1 | 1 | 20 | 109 | 0 | 1 | 28 | 125 | 1 | 2 | 48 | 234 |
| 02:15 | 0 | | 29 | | 0 | | 32 | | 0 | | 61 | |
| 02:30 | 0 | | 34 | | 0 | | 27 | | 0 | | 61 | |
| 02:45 | 0 | | 26 | | 1 | | 38 | | 1 | | 64 | |
| 03:00 | 0 | 1 | 33 | 107 | 0 | 0 | 53 | 150 | 0 | 1 | 86 | 257 |
| 03:15 | 0 | | 28 | | 0 | | 23 | | 0 | | 51 | |
| 03:30 | 1 | | 21 | | 0 | | 34 | | 1 | | 55 | |
| 03:45 | 0 | | 25 | | 0 | | 40 | | 0 | | 65 | |
| 04:00 | 6 | 13 | 22 | 79 | 2 | 8 | 28 | 114 | 8 | 21 | 50 | 193 |
| 04:15 | 4 | | 20 | | 4 | | 22 | | 8 | | 42 | |
| 04:30 | 3 | | 14 | | 2 | | 30 | | 5 | | 44 | |
| 04:45 | 0 | | 23 | | 0 | | 34 | | 0 | | 57 | |
| 05:00 | 2 | 13 | 40 | 91 | 1 | 9 | 40 | 152 | 3 | 22 | 80 | 243 |
| 05:15 | 0 | | 11 | | 1 | | 40 | | 1 | | 51 | |
| 05:30 | 8 | | 23 | | 3 | | 42 | | 11 | | 65 | |
| 05:45 | 3 | | 17 | | 4 | | 30 | | 7 | | 47 | |
| 06:00 | 9 | 50 | 28 | 88 | 4 | 24 | 39 | 119 | 13 | 74 | 67 | 207 |
| 06:15 | 12 | | 26 | | 6 | | 22 | | 18 | | 48 | |
| 06:30 | 12 | | 17 | | 6 | | 34 | | 18 | | 51 | |
| 06:45 | 17 | | 17 | | 8 | | 24 | | 25 | | 41 | |
| 07:00 | 40 | 157 | 17 | 54 | 20 | 105 | 39 | 102 | 60 | 262 | 56 | 156 |
| 07:15 | 30 | | 16 | | 17 | | 22 | | 47 | | 38 | |
| 07:30 | 40 | | 11 | | 24 | | 19 | | 64 | | 30 | |
| 07:45 | 47 | | 10 | | 44 | | 22 | | 91 | | 32 | |
| 08:00 | 25 | 115 | 6 | 39 | 36 | 106 | 24 | 74 | 61 | 221 | 30 | 113 |
| 08:15 | 28 | | 19 | | 24 | | 27 | | 52 | | 46 | |
| 08:30 | 32 | | 6 | | 20 | | 13 | | 52 | | 19 | |
| 08:45 | 30 | | 8 | | 26 | | 10 | | 56 | | 18 | |
| 09:00 | 29 | 107 | 10 | 14 | 18 | 95 | 18 | 48 | 47 | 202 | 28 | 62 |
| 09:15 | 21 | | 3 | | 23 | | 9 | | 44 | | 12 | |
| 09:30 | 33 | | 0 | | 24 | | 11 | | 57 | | 11 | |
| 09:45 | 24 | | 1 | | 30 | | 10 | | 54 | | 11 | |
| 10:00 | 38 | 125 | 1 | 9 | 20 | 107 | 3 | 16 | 58 | 232 | 4 | 25 |
| 10:15 | 24 | | 4 | | 28 | | 9 | | 52 | | 13 | |
| 10:30 | 35 | | 2 | | 21 | | 2 | | 56 | | 4 | |
| 10:45 | 28 | | 2 | | 38 | | 2 | | 66 | | 4 | |
| 11:00 | 27 | 91 | 2 | 3 | 22 | 82 | 4 | 10 | 49 | 173 | 6 | 13 |
| 11:15 | 22 | | 1 | | 23 | | 3 | | 45 | | 4 | |
| 11:30 | 20 | | 0 | | 18 | | 0 | | 38 | | 0 | |
| 11:45 | 22 | | 0 | | 19 | | 3 | | 41 | | 3 | |
| Totals | 673 | | 753 | | 538 | | 1,104 | | 1,211 | | 1,857 | |
| Split% | 55.6 | | 40.5 | | 44.4 | | 59.5 | | | | | |
| Day Totals | | 1,426 | | | | 1,642 | | | | 3,068 | | |
| Day Splits | | 46.5 | | | | 53.5 | | | | | | |
| Peak Hour | 07:00 | | 02:15 | | 07:30 | | 04:45 | | 07:30 | | 02:15 | |
| Volume | 157 | | 122 | | 128 | | 156 | | 268 | | 272 | |
| Factor | 0.84 | | 0.90 | | 0.73 | | 0.93 | | 0.74 | | 0.79 | |

City of San Clemente Engineering Division

Project: Altura & Sombreado Traffic Calming
Location: Altura btw Del Cabo & Sombreado

altura (1309) s. del cabo_
Date Start: 30-Jan-18
Date End: 08-Feb-18

| Start Time | 29-Jan-18 | | Tue | | Wed | | Thu | | Fri | | Sat | | Sun | | Week Average | |
|------------|-----------|----|-------|-------|-------|-------|-------|-------|-------|-------|-------|-------|-------|-------|--------------|-------|
| | SB | NB | SB | NB | SB | NB | SB | NB | SB | NB | SB | NB | SB | NB | SB | NB |
| 12:00 AM | * | * | * | * | 0 | 2 | 1 | 3 | 1 | 2 | 0 | 2 | 2 | 4 | 1 | 3 |
| 01:00 | * | * | * | * | 0 | 0 | 0 | 0 | 0 | 1 | 0 | 2 | 0 | 1 | 0 | 1 |
| 02:00 | * | * | * | * | 0 | 0 | 0 | 0 | 0 | 1 | 0 | 1 | 0 | 1 | 0 | 1 |
| 03:00 | * | * | * | * | 1 | 0 | 1 | 1 | 0 | 0 | 1 | 0 | 1 | 1 | 1 | 0 |
| 04:00 | * | * | * | * | 4 | 0 | 3 | 0 | 3 | 1 | 0 | 0 | 0 | 0 | 2 | 0 |
| 05:00 | * | * | * | * | 6 | 1 | 7 | 1 | 8 | 0 | 3 | 1 | 1 | 1 | 5 | 1 |
| 06:00 | * | * | * | * | 14 | 3 | 16 | 4 | 18 | 4 | 6 | 1 | 4 | 1 | 12 | 3 |
| 07:00 | * | * | * | * | 47 | 15 | 44 | 10 | 49 | 12 | 15 | 8 | 9 | 2 | 33 | 9 |
| 08:00 | * | * | * | * | 45 | 17 | 42 | 17 | 37 | 20 | 26 | 15 | 27 | 10 | 35 | 16 |
| 09:00 | * | * | * | * | 27 | 11 | 22 | 11 | 23 | 18 | 25 | 10 | 28 | 16 | 25 | 13 |
| 10:00 | * | * | * | * | 18 | 14 | 15 | 18 | 5 | 33 | 37 | 26 | 29 | 22 | 21 | 23 |
| 11:00 | * | * | * | * | 16 | 16 | 22 | 18 | 13 | 23 | 27 | 21 | 21 | 39 | 20 | 23 |
| 12:00 PM | * | * | * | * | 17 | 29 | 20 | 24 | 19 | 17 | 28 | 23 | 34 | 25 | 24 | 24 |
| 01:00 | * | * | * | * | 23 | 20 | 25 | 19 | 24 | 25 | 30 | 7 | 23 | 24 | 25 | 19 |
| 02:00 | * | * | * | * | 32 | 25 | 23 | 31 | 28 | 23 | 35 | 33 | 29 | 26 | 29 | 28 |
| 03:00 | * | * | 23 | 24 | 20 | 32 | 23 | 33 | 30 | 45 | 15 | 24 | 16 | 44 | 21 | 34 |
| 04:00 | * | * | 18 | 30 | 25 | 26 | 25 | 30 | 28 | 39 | 21 | 24 | 0 | 33 | 20 | 30 |
| 05:00 | * | * | 19 | 36 | 17 | 48 | 21 | 33 | 22 | 30 | 25 | 26 | 0 | 32 | 17 | 34 |
| 06:00 | * | * | 14 | 27 | 15 | 32 | 15 | 36 | 20 | 38 | 16 | 17 | 0 | 22 | 13 | 29 |
| 07:00 | * | * | 16 | 31 | 17 | 14 | 17 | 21 | 13 | 24 | 12 | 13 | 21 | 23 | 16 | 21 |
| 08:00 | * | * | 5 | 15 | 6 | 16 | 8 | 20 | 11 | 16 | 5 | 18 | 21 | 23 | 9 | 18 |
| 09:00 | * | * | 8 | 12 | 2 | 11 | 4 | 11 | 7 | 8 | 12 | 13 | 10 | 6 | 7 | 10 |
| 10:00 | * | * | 1 | 4 | 0 | 5 | 2 | 6 | 3 | 9 | 1 | 11 | 2 | 5 | 2 | 7 |
| 11:00 | * | * | 1 | 1 | 0 | 0 | 0 | 4 | 6 | 7 | 4 | 7 | 0 | 3 | 2 | 4 |
| Lane Day | 0 | 0 | 105 | 180 | 352 | 337 | 356 | 351 | 368 | 396 | 344 | 303 | 278 | 364 | 340 | 351 |
| AM Peak | - | - | - | - | 07:00 | 08:00 | 07:00 | 10:00 | 07:00 | 10:00 | 10:00 | 10:00 | 10:00 | 11:00 | 08:00 | 10:00 |
| Vol. | - | - | - | - | 47 | 17 | 44 | 18 | 49 | 33 | 37 | 26 | 29 | 39 | 35 | 23 |
| PM Peak | - | - | 15:00 | 17:00 | 14:00 | 17:00 | 13:00 | 18:00 | 15:00 | 15:00 | 14:00 | 14:00 | 12:00 | 15:00 | 14:00 | 15:00 |
| Vol. | - | - | 23 | 36 | 32 | 48 | 25 | 36 | 30 | 45 | 35 | 33 | 34 | 44 | 29 | 34 |

City of San Clemente
Engineering Division

Project: Altura & Sombreado Traffic Calming
Location: Altura btw Del Cabo & Sombreado

altura (1309) s. del cabo_
Date Start: 30-Jan-18
Date End: 08-Feb-18

| Start Time | 05-Feb-18 | | Tue | | Wed | | Thu | | Fri | | Sat | | Sun | | Week Average | |
|------------|-----------|-----------|-----------|-----------|-----------|-----------|-----------|-----------|-----|----|-----|----|-----|----|--------------|-----------|
| | SB | NB | SB | NB | SB | NB | SB | NB | SB | NB | SB | NB | SB | NB | SB | NB |
| 12:00 AM | 1 | 2 | 2 | 2 | 0 | 2 | 0 | 1 | * | * | * | * | * | * | 1 | 2 |
| 01:00 | 2 | 0 | 0 | 1 | 0 | 1 | 0 | 1 | * | * | * | * | * | * | 0 | 1 |
| 02:00 | 0 | 0 | 0 | 0 | 0 | 0 | 0 | 0 | * | * | * | * | * | * | 0 | 0 |
| 03:00 | 0 | 0 | 0 | 0 | 0 | 0 | 0 | 0 | * | * | * | * | * | * | 0 | 0 |
| 04:00 | 2 | 1 | 3 | 0 | 3 | 0 | 4 | 0 | * | * | * | * | * | * | 3 | 0 |
| 05:00 | 10 | 2 | 5 | 0 | 6 | 1 | 8 | 1 | * | * | * | * | * | * | 7 | 1 |
| 06:00 | 15 | 0 | 20 | 3 | 13 | 3 | 15 | 1 | * | * | * | * | * | * | 16 | 2 |
| 07:00 | 45 | 10 | 48 | 14 | 56 | 11 | 52 | 14 | * | * | * | * | * | * | 50 | 12 |
| 08:00 | 41 | 27 | 31 | 19 | 34 | 8 | 34 | 15 | * | * | * | * | * | * | 35 | 17 |
| 09:00 | 26 | 11 | 36 | 19 | 31 | 21 | 28 | 18 | * | * | * | * | * | * | 30 | 17 |
| 10:00 | 23 | 16 | 24 | 15 | 31 | 22 | 22 | 19 | * | * | * | * | * | * | 25 | 18 |
| 11:00 | 21 | 17 | 16 | 25 | 29 | 29 | 25 | 24 | * | * | * | * | * | * | 23 | 24 |
| 12:00 PM | 23 | 28 | 20 | 24 | 21 | 33 | 18 | 23 | * | * | * | * | * | * | 20 | 27 |
| 01:00 | 32 | 27 | 32 | 26 | 26 | 20 | 33 | 23 | * | * | * | * | * | * | 31 | 24 |
| 02:00 | 19 | 23 | 18 | 23 | 28 | 27 | 0 | 0 | * | * | * | * | * | * | 16 | 18 |
| 03:00 | 29 | 33 | 29 | 40 | 37 | 39 | * | * | * | * | * | * | * | * | 32 | 37 |
| 04:00 | 17 | 27 | 20 | 32 | 24 | 30 | * | * | * | * | * | * | * | * | 20 | 30 |
| 05:00 | 13 | 35 | 24 | 47 | 14 | 42 | * | * | * | * | * | * | * | * | 17 | 41 |
| 06:00 | 19 | 36 | 16 | 23 | 20 | 26 | * | * | * | * | * | * | * | * | 18 | 28 |
| 07:00 | 6 | 14 | 10 | 18 | 8 | 21 | * | * | * | * | * | * | * | * | 8 | 18 |
| 08:00 | 15 | 14 | 6 | 12 | 11 | 19 | * | * | * | * | * | * | * | * | 11 | 15 |
| 09:00 | 3 | 8 | 5 | 17 | 2 | 15 | * | * | * | * | * | * | * | * | 3 | 13 |
| 10:00 | 0 | 2 | 2 | 8 | 0 | 3 | * | * | * | * | * | * | * | * | 1 | 4 |
| 11:00 | 0 | 1 | 0 | 1 | 1 | 1 | * | * | * | * | * | * | * | * | 0 | 1 |
| Lane Day | 362 | 334 | 367 | 369 | 395 | 374 | 239 | 140 | 0 | 0 | 0 | 0 | 0 | 0 | 367 | 350 |
| AM Peak | 07:00 | 08:00 | 07:00 | 11:00 | 07:00 | 11:00 | 07:00 | 11:00 | - | - | - | - | - | - | 07:00 | 11:00 |
| Vol. | 45 | 27 | 48 | 25 | 56 | 29 | 52 | 24 | - | - | - | - | - | - | 50 | 24 |
| PM Peak | 13:00 | 18:00 | 13:00 | 17:00 | 15:00 | 17:00 | 13:00 | 12:00 | - | - | - | - | - | - | 15:00 | 17:00 |
| Vol. | 32 | 36 | 32 | 47 | 37 | 42 | 33 | 23 | - | - | - | - | - | - | 32 | 41 |

| | | | | | | | | |
|-------------|---------|----------|------|------|-----|-----|-----|------|
| Comb. Total | 696 | 1021 | 1458 | 1086 | 764 | 647 | 642 | 1408 |
| ADT | ADT 702 | AADT 702 | | | | | | |

Transportation Studies, Inc.

2640 Walnut Avenue, Suite L
Tustin, CA. 92780

Location : CALLE AMANECER
Segment : S/O AVENIDA PICO
Client : CITY SAN CLEMENT

Site: AN CLEMENTE
Date: 12/20/18

| Interval | NB | | | | SB | | | | Combined | | Day: | Thursday |
|------------|-------|-------|-------|-----|-------|-------|-------|-----|----------|-------|-------|----------|
| | AM | | PM | | AM | | PM | | AM | PM | | |
| 12:00 | 2 | 9 | 212 | 660 | 0 | 2 | 116 | 514 | 2 | 11 | 328 | 1,174 |
| 12:15 | 3 | | 168 | | 1 | | 128 | | 4 | | 296 | |
| 12:30 | 2 | | 144 | | 1 | | 112 | | 3 | | 256 | |
| 12:45 | 2 | | 136 | | 0 | | 158 | | 2 | | 294 | |
| 01:00 | 2 | 4 | 114 | 485 | 4 | 21 | 134 | 548 | 6 | 25 | 248 | 1,033 |
| 01:15 | 2 | | 134 | | 2 | | 154 | | 4 | | 288 | |
| 01:30 | 0 | | 130 | | 6 | | 130 | | 6 | | 260 | |
| 01:45 | 0 | | 107 | | 9 | | 130 | | 9 | | 237 | |
| 02:00 | 12 | 19 | 126 | 479 | 0 | 8 | 146 | 458 | 12 | 27 | 272 | 937 |
| 02:15 | 3 | | 108 | | 2 | | 96 | | 5 | | 204 | |
| 02:30 | 3 | | 138 | | 2 | | 123 | | 5 | | 261 | |
| 02:45 | 1 | | 107 | | 4 | | 93 | | 5 | | 200 | |
| 03:00 | 1 | 7 | 153 | 638 | 1 | 11 | 76 | 397 | 2 | 18 | 229 | 1,035 |
| 03:15 | 3 | | 133 | | 5 | | 105 | | 8 | | 238 | |
| 03:30 | 2 | | 186 | | 4 | | 112 | | 6 | | 298 | |
| 03:45 | 1 | | 166 | | 1 | | 104 | | 2 | | 270 | |
| 04:00 | 1 | 5 | 207 | 855 | 7 | 37 | 86 | 350 | 8 | 42 | 293 | 1,205 |
| 04:15 | 2 | | 176 | | 8 | | 68 | | 10 | | 244 | |
| 04:30 | 0 | | 268 | | 5 | | 106 | | 5 | | 374 | |
| 04:45 | 2 | | 204 | | 17 | | 90 | | 19 | | 294 | |
| 05:00 | 3 | 32 | 266 | 698 | 17 | 150 | 76 | 269 | 20 | 182 | 342 | 967 |
| 05:15 | 9 | | 169 | | 22 | | 65 | | 31 | | 234 | |
| 05:30 | 8 | | 158 | | 32 | | 58 | | 40 | | 216 | |
| 05:45 | 12 | | 105 | | 79 | | 70 | | 91 | | 175 | |
| 06:00 | 9 | 64 | 112 | 332 | 56 | 325 | 44 | 157 | 65 | 389 | 156 | 489 |
| 06:15 | 16 | | 88 | | 78 | | 33 | | 94 | | 121 | |
| 06:30 | 20 | | 76 | | 73 | | 42 | | 93 | | 118 | |
| 06:45 | 19 | | 56 | | 118 | | 38 | | 137 | | 94 | |
| 07:00 | 29 | 154 | 74 | 195 | 130 | 626 | 39 | 105 | 159 | 780 | 113 | 300 |
| 07:15 | 46 | | 50 | | 130 | | 24 | | 176 | | 74 | |
| 07:30 | 36 | | 33 | | 151 | | 22 | | 187 | | 55 | |
| 07:45 | 43 | | 38 | | 215 | | 20 | | 258 | | 58 | |
| 08:00 | 57 | 225 | 30 | 128 | 286 | 888 | 14 | 58 | 343 | 1,113 | 44 | 186 |
| 08:15 | 53 | | 26 | | 208 | | 10 | | 261 | | 36 | |
| 08:30 | 63 | | 39 | | 192 | | 18 | | 255 | | 57 | |
| 08:45 | 52 | | 33 | | 202 | | 16 | | 254 | | 49 | |
| 09:00 | 68 | 284 | 26 | 83 | 178 | 591 | 13 | 49 | 246 | 875 | 39 | 132 |
| 09:15 | 70 | | 27 | | 135 | | 11 | | 205 | | 38 | |
| 09:30 | 76 | | 16 | | 138 | | 19 | | 214 | | 35 | |
| 09:45 | 70 | | 14 | | 140 | | 6 | | 210 | | 20 | |
| 10:00 | 96 | 412 | 16 | 60 | 142 | 476 | 5 | 18 | 238 | 888 | 21 | 78 |
| 10:15 | 110 | | 15 | | 125 | | 3 | | 235 | | 18 | |
| 10:30 | 108 | | 22 | | 92 | | 7 | | 200 | | 29 | |
| 10:45 | 98 | | 7 | | 117 | | 3 | | 215 | | 10 | |
| 11:00 | 136 | 574 | 7 | 22 | 114 | 426 | 5 | 11 | 250 | 1,000 | 12 | 33 |
| 11:15 | 122 | | 4 | | 88 | | 3 | | 210 | | 7 | |
| 11:30 | 160 | | 6 | | 102 | | 1 | | 262 | | 7 | |
| 11:45 | 156 | | 5 | | 122 | | 2 | | 278 | | 7 | |
| Totals | 1,789 | | 4,635 | | 3,561 | | 2,934 | | 5,350 | | 7,569 | |
| Split% | 33.4 | | 61.2 | | 66.6 | | 38.8 | | | | | |
| Day Totals | | 6,424 | | | | 6,495 | | | 12,919 | | | |
| Day Splits | | 49.7 | | | | 50.3 | | | | | | |
| Peak Hour | 11:00 | | 04:15 | | 07:45 | | 12:45 | | 07:45 | | 04:15 | |
| Volume | 574 | | 914 | | 901 | | 576 | | 1,117 | | 1,254 | |
| Factor | 0.90 | | 0.85 | | 0.79 | | 0.91 | | 0.81 | | 0.84 | |

Transportation Studies, Inc.

2640 Walnut Avenue, Suite L
Tustin, CA. 92780

Location : CALLE AMANECER
Segment : W/O AVENIDA LA PATA
Client : CITY SAN CLEMENT

Site: AN CLEMENTE
Date: 12/20/18

| Interval | EB | | | | WB | | | | Combined | | Day: | Thursday |
|------------|-------|-------|-------|-----|-------|-------|-------|-----|----------|-------|-------|----------|
| | AM | | PM | | AM | | PM | | AM | PM | | |
| 12:00 | 0 | 1 | 56 | 184 | 0 | 1 | 24 | 138 | 0 | 2 | 80 | 322 |
| 12:15 | 0 | | 36 | | 0 | | 36 | | 0 | | 72 | |
| 12:30 | 0 | | 47 | | 0 | | 30 | | 0 | | 77 | |
| 12:45 | 1 | | 45 | | 1 | | 48 | | 2 | | 93 | |
| 01:00 | 0 | 0 | 29 | 125 | 0 | 3 | 39 | 138 | 0 | 3 | 68 | 263 |
| 01:15 | 0 | | 44 | | 0 | | 33 | | 0 | | 77 | |
| 01:30 | 0 | | 30 | | 0 | | 30 | | 0 | | 60 | |
| 01:45 | 0 | | 22 | | 3 | | 36 | | 3 | | 58 | |
| 02:00 | 3 | 4 | 48 | 131 | 0 | 0 | 45 | 150 | 3 | 4 | 93 | 281 |
| 02:15 | 0 | | 24 | | 0 | | 34 | | 0 | | 58 | |
| 02:30 | 0 | | 30 | | 0 | | 45 | | 0 | | 75 | |
| 02:45 | 1 | | 29 | | 0 | | 26 | | 1 | | 55 | |
| 03:00 | 0 | 1 | 26 | 123 | 1 | 1 | 36 | 137 | 1 | 2 | 62 | 260 |
| 03:15 | 0 | | 29 | | 0 | | 32 | | 0 | | 61 | |
| 03:30 | 0 | | 32 | | 0 | | 32 | | 0 | | 64 | |
| 03:45 | 1 | | 36 | | 0 | | 37 | | 1 | | 73 | |
| 04:00 | 0 | 2 | 44 | 182 | 2 | 9 | 38 | 139 | 2 | 11 | 82 | 321 |
| 04:15 | 0 | | 37 | | 3 | | 40 | | 3 | | 77 | |
| 04:30 | 0 | | 52 | | 1 | | 31 | | 1 | | 83 | |
| 04:45 | 2 | | 49 | | 3 | | 30 | | 5 | | 79 | |
| 05:00 | 0 | 10 | 74 | 162 | 3 | 17 | 28 | 81 | 3 | 27 | 102 | 243 |
| 05:15 | 0 | | 28 | | 2 | | 24 | | 2 | | 52 | |
| 05:30 | 3 | | 41 | | 6 | | 16 | | 9 | | 57 | |
| 05:45 | 7 | | 19 | | 6 | | 13 | | 13 | | 32 | |
| 06:00 | 6 | 32 | 26 | 68 | 13 | 55 | 23 | 55 | 19 | 87 | 49 | 123 |
| 06:15 | 5 | | 16 | | 6 | | 10 | | 11 | | 26 | |
| 06:30 | 10 | | 13 | | 10 | | 7 | | 20 | | 20 | |
| 06:45 | 11 | | 13 | | 26 | | 15 | | 37 | | 28 | |
| 07:00 | 13 | 61 | 17 | 51 | 24 | 152 | 7 | 40 | 37 | 213 | 24 | 91 |
| 07:15 | 14 | | 12 | | 36 | | 9 | | 50 | | 21 | |
| 07:30 | 16 | | 10 | | 32 | | 17 | | 48 | | 27 | |
| 07:45 | 18 | | 12 | | 60 | | 7 | | 78 | | 19 | |
| 08:00 | 35 | 103 | 9 | 34 | 63 | 221 | 3 | 13 | 98 | 324 | 12 | 47 |
| 08:15 | 20 | | 7 | | 58 | | 3 | | 78 | | 10 | |
| 08:30 | 30 | | 8 | | 58 | | 4 | | 88 | | 12 | |
| 08:45 | 18 | | 10 | | 42 | | 3 | | 60 | | 13 | |
| 09:00 | 18 | 83 | 10 | 27 | 30 | 109 | 6 | 12 | 48 | 192 | 16 | 39 |
| 09:15 | 13 | | 5 | | 28 | | 3 | | 41 | | 8 | |
| 09:30 | 30 | | 6 | | 24 | | 1 | | 54 | | 7 | |
| 09:45 | 22 | | 6 | | 27 | | 2 | | 49 | | 8 | |
| 10:00 | 23 | 105 | 9 | 15 | 34 | 97 | 2 | 6 | 57 | 202 | 11 | 21 |
| 10:15 | 28 | | 2 | | 20 | | 1 | | 48 | | 3 | |
| 10:30 | 25 | | 3 | | 29 | | 2 | | 54 | | 5 | |
| 10:45 | 29 | | 1 | | 14 | | 1 | | 43 | | 2 | |
| 11:00 | 33 | 123 | 1 | 7 | 32 | 136 | 1 | 1 | 65 | 259 | 2 | 8 |
| 11:15 | 22 | | 1 | | 32 | | 0 | | 54 | | 1 | |
| 11:30 | 30 | | 1 | | 26 | | 0 | | 56 | | 1 | |
| 11:45 | 38 | | 4 | | 46 | | 0 | | 84 | | 4 | |
| Totals | 525 | | 1,109 | | 801 | | 910 | | 1,326 | | 2,019 | |
| Split% | 39.6 | | 54.9 | | 60.4 | | 45.1 | | | | | |
| Day Totals | | 1,634 | | | | 1,711 | | | | 3,345 | | |
| Day Splits | | 48.8 | | | | 51.2 | | | | | | |
| Peak Hour | 11:00 | | 04:15 | | 07:45 | | 01:45 | | 07:45 | | 04:15 | |
| Volume | 123 | | 212 | | 239 | | 160 | | 342 | | 341 | |
| Factor | 0.81 | | 0.72 | | 0.95 | | 0.89 | | 0.87 | | 0.84 | |

LOCATION - CALLE AMANECER-S/O PICO

VOLUMES FOR - TUESDAY 5/4/10

***** AM ***** PM *****

| TIME | NB | AM | SB | TOTAL | TIME | NB | PM | SB | TOTAL |
|---------------|-----|-----|-----|-------|---------------|-----|-----|-----|-------|
| 12:00 - 12:15 | 5 | | 0 | 5 | 12:00 - 12:15 | 195 | | 93 | 288 |
| 12:15 - 12:30 | 2 | | 2 | 4 | 12:15 - 12:30 | 122 | | 139 | 261 |
| 12:30 - 12:45 | 3 | | 1 | 4 | 12:30 - 12:45 | 146 | | 136 | 282 |
| 12:45 - 1:00 | 1 | 11 | 0 | 3 | 12:45 - 1:00 | 116 | 579 | 149 | 517 |
| 1:00 - 1:15 | 0 | | 1 | 1 | 1:00 - 1:15 | 122 | | 138 | 260 |
| 1:15 - 1:30 | 1 | | 1 | 2 | 1:15 - 1:30 | 102 | | 122 | 224 |
| 1:30 - 1:45 | 2 | | 4 | 6 | 1:30 - 1:45 | 131 | | 143 | 274 |
| 1:45 - 2:00 | 3 | 6 | 3 | 9 | 1:45 - 2:00 | 106 | 461 | 142 | 545 |
| 2:00 - 2:15 | 1 | | 0 | 1 | 2:00 - 2:15 | 131 | | 106 | 237 |
| 2:15 - 2:30 | 0 | | 0 | 0 | 2:15 - 2:30 | 102 | | 83 | 185 |
| 2:30 - 2:45 | 1 | | 0 | 1 | 2:30 - 2:45 | 101 | | 96 | 197 |
| 2:45 - 3:00 | 3 | 5 | 0 | 0 | 2:45 - 3:00 | 106 | 440 | 84 | 369 |
| 3:00 - 3:15 | 2 | | 0 | 2 | 3:00 - 3:15 | 133 | | 87 | 220 |
| 3:15 - 3:30 | 1 | | 4 | 5 | 3:15 - 3:30 | 117 | | 106 | 223 |
| 3:30 - 3:45 | 4 | | 3 | 7 | 3:30 - 3:45 | 168 | | 75 | 243 |
| 3:45 - 4:00 | 3 | 10 | 1 | 8 | 3:45 - 4:00 | 126 | 544 | 80 | 348 |
| 4:00 - 4:15 | 0 | | 2 | 2 | 4:00 - 4:15 | 183 | | 64 | 247 |
| 4:15 - 4:30 | 1 | | 4 | 5 | 4:15 - 4:30 | 180 | | 78 | 258 |
| 4:30 - 4:45 | 3 | | 8 | 11 | 4:30 - 4:45 | 238 | | 74 | 312 |
| 4:45 - 5:00 | 3 | 7 | 11 | 25 | 4:45 - 5:00 | 186 | 787 | 76 | 292 |
| 5:00 - 5:15 | 3 | | 6 | 9 | 5:00 - 5:15 | 336 | | 50 | 386 |
| 5:15 - 5:30 | 1 | | 18 | 19 | 5:15 - 5:30 | 245 | | 44 | 289 |
| 5:30 - 5:45 | 12 | | 42 | 54 | 5:30 - 5:45 | 174 | | 45 | 219 |
| 5:45 - 6:00 | 7 | 23 | 60 | 126 | 5:45 - 6:00 | 132 | 887 | 41 | 180 |
| 6:00 - 6:15 | 18 | | 63 | 81 | 6:00 - 6:15 | 102 | | 34 | 136 |
| 6:15 - 6:30 | 14 | | 76 | 90 | 6:15 - 6:30 | 59 | | 36 | 95 |
| 6:30 - 6:45 | 18 | | 84 | 102 | 6:30 - 6:45 | 61 | | 35 | 96 |
| 6:45 - 7:00 | 19 | 69 | 161 | 384 | 6:45 - 7:00 | 45 | 267 | 14 | 119 |
| 7:00 - 7:15 | 26 | | 114 | 140 | 7:00 - 7:15 | 41 | | 26 | 67 |
| 7:15 - 7:30 | 30 | | 136 | 166 | 7:15 - 7:30 | 38 | | 20 | 58 |
| 7:30 - 7:45 | 34 | | 159 | 193 | 7:30 - 7:45 | 81 | | 14 | 95 |
| 7:45 - 8:00 | 28 | 118 | 222 | 631 | 7:45 - 8:00 | 44 | 204 | 15 | 75 |
| 8:00 - 8:15 | 34 | | 291 | 325 | 8:00 - 8:15 | 19 | | 8 | 27 |
| 8:15 - 8:30 | 48 | | 228 | 276 | 8:15 - 8:30 | 17 | | 16 | 33 |
| 8:30 - 8:45 | 46 | | 184 | 230 | 8:30 - 8:45 | 16 | | 6 | 22 |
| 8:45 - 9:00 | 56 | 184 | 173 | 876 | 8:45 - 9:00 | 19 | 71 | 6 | 36 |
| 9:00 - 9:15 | 48 | | 140 | 188 | 9:00 - 9:15 | 25 | | 5 | 30 |
| 9:15 - 9:30 | 63 | | 117 | 180 | 9:15 - 9:30 | 24 | | 8 | 32 |
| 9:30 - 9:45 | 57 | | 112 | 169 | 9:30 - 9:45 | 5 | | 14 | 19 |
| 9:45 - 10:00 | 72 | 240 | 113 | 482 | 9:45 - 10:00 | 7 | 61 | 15 | 42 |
| 10:00 - 10:15 | 85 | | 86 | 171 | 10:00 - 10:15 | 21 | | 5 | 26 |
| 10:15 - 10:30 | 73 | | 82 | 155 | 10:15 - 10:30 | 17 | | 8 | 25 |
| 10:30 - 10:45 | 59 | | 68 | 127 | 10:30 - 10:45 | 7 | | 3 | 10 |
| 10:45 - 11:00 | 77 | 294 | 82 | 318 | 10:45 - 11:00 | 7 | 52 | 2 | 18 |
| 11:00 - 11:15 | 114 | | 80 | 194 | 11:00 - 11:15 | 7 | | 1 | 8 |
| 11:15 - 11:30 | 78 | | 68 | 146 | 11:15 - 11:30 | 4 | | 1 | 5 |
| 11:30 - 11:45 | 154 | | 82 | 236 | 11:30 - 11:45 | 6 | | 3 | 9 |
| 11:45 - 12:00 | 144 | 490 | 92 | 322 | 11:45 - 12:00 | 6 | 23 | 3 | 8 |

TOTALS 1.457 3.184 4,641 4,376 2,549 6,925

ADT'S 5,833 5,733 11,566

LOCATION - CALLE AMANECER-W/O LA PATA

AVERAGED VOLUMES FOR - WEDNESDAY 4/28/10 TO THURSDAY 4/29/10

***** AM ***** PM *****

| TIME | EB | WB | TOTAL | TIME | EB | WB | TOTAL |
|------|----|----|-------|------|----|----|-------|
|------|----|----|-------|------|----|----|-------|

| | | | | | | | |
|---------------|----|-----|-----|---------------|----|-----|-----|
| 12:00 - 12:15 | 0 | 1 | 1 | 12:00 - 12:15 | 43 | 18 | 61 |
| 12:15 - 12:30 | 0 | 0 | 0 | 12:15 - 12:30 | 33 | 32 | 65 |
| 12:30 - 12:45 | 0 | 0 | 0 | 12:30 - 12:45 | 28 | 30 | 58 |
| 12:45 - 1:00 | 1 | 1 | 2 | 12:45 - 1:00 | 30 | 134 | 250 |
| 1:00 - 1:15 | 0 | 0 | 0 | 1:00 - 1:15 | 32 | 30 | 62 |
| 1:15 - 1:30 | 0 | 0 | 0 | 1:15 - 1:30 | 22 | 33 | 55 |
| 1:30 - 1:45 | 0 | 0 | 0 | 1:30 - 1:45 | 24 | 32 | 56 |
| 1:45 - 2:00 | 0 | 0 | 0 | 1:45 - 2:00 | 22 | 100 | 226 |
| 2:00 - 2:15 | 0 | 0 | 0 | 2:00 - 2:15 | 26 | 14 | 40 |
| 2:15 - 2:30 | 0 | 0 | 0 | 2:15 - 2:30 | 18 | 24 | 42 |
| 2:30 - 2:45 | 0 | 2 | 2 | 2:30 - 2:45 | 20 | 25 | 45 |
| 2:45 - 3:00 | 0 | 0 | 0 | 2:45 - 3:00 | 19 | 83 | 166 |
| 3:00 - 3:15 | 0 | 0 | 0 | 3:00 - 3:15 | 22 | 18 | 40 |
| 3:15 - 3:30 | 0 | 0 | 0 | 3:15 - 3:30 | 19 | 32 | 51 |
| 3:30 - 3:45 | 0 | 0 | 0 | 3:30 - 3:45 | 25 | 26 | 51 |
| 3:45 - 4:00 | 0 | 0 | 0 | 3:45 - 4:00 | 22 | 88 | 176 |
| 4:00 - 4:15 | 0 | 0 | 0 | 4:00 - 4:15 | 33 | 20 | 53 |
| 4:15 - 4:30 | 0 | 0 | 0 | 4:15 - 4:30 | 19 | 19 | 38 |
| 4:30 - 4:45 | 1 | 0 | 1 | 4:30 - 4:45 | 20 | 21 | 41 |
| 4:45 - 5:00 | 0 | 1 | 2 | 4:45 - 5:00 | 28 | 100 | 175 |
| 5:00 - 5:15 | 1 | 0 | 1 | 5:00 - 5:15 | 59 | 15 | 74 |
| 5:15 - 5:30 | 0 | 1 | 1 | 5:15 - 5:30 | 26 | 21 | 47 |
| 5:30 - 5:45 | 1 | 2 | 3 | 5:30 - 5:45 | 25 | 10 | 35 |
| 5:45 - 6:00 | 3 | 5 | 10 | 5:45 - 6:00 | 18 | 128 | 186 |
| 6:00 - 6:15 | 5 | 4 | 9 | 6:00 - 6:15 | 19 | 15 | 34 |
| 6:15 - 6:30 | 14 | 3 | 17 | 6:15 - 6:30 | 8 | 10 | 18 |
| 6:30 - 6:45 | 19 | 5 | 24 | 6:30 - 6:45 | 9 | 11 | 20 |
| 6:45 - 7:00 | 26 | 64 | 85 | 6:45 - 7:00 | 8 | 44 | 85 |
| 7:00 - 7:15 | 16 | 12 | 28 | 7:00 - 7:15 | 2 | 3 | 5 |
| 7:15 - 7:30 | 8 | 7 | 15 | 7:15 - 7:30 | 10 | 12 | 22 |
| 7:30 - 7:45 | 11 | 9 | 20 | 7:30 - 7:45 | 7 | 9 | 16 |
| 7:45 - 8:00 | 16 | 51 | 106 | 7:45 - 8:00 | 6 | 25 | 9 |
| 8:00 - 8:15 | 14 | 19 | 33 | 8:00 - 8:15 | 3 | 2 | 5 |
| 8:15 - 8:30 | 12 | 21 | 33 | 8:15 - 8:30 | 2 | 5 | 7 |
| 8:30 - 8:45 | 10 | 24 | 34 | 8:30 - 8:45 | 9 | 7 | 16 |
| 8:45 - 9:00 | 22 | 58 | 162 | 8:45 - 9:00 | 1 | 15 | 4 |
| 9:00 - 9:15 | 24 | 23 | 47 | 9:00 - 9:15 | 5 | 0 | 5 |
| 9:15 - 9:30 | 17 | 11 | 28 | 9:15 - 9:30 | 1 | 2 | 3 |
| 9:30 - 9:45 | 11 | 16 | 27 | 9:30 - 9:45 | 2 | 2 | 4 |
| 9:45 - 10:00 | 16 | 68 | 128 | 9:45 - 10:00 | 3 | 11 | 4 |
| 10:00 - 10:15 | 16 | 16 | 32 | 10:00 - 10:15 | 1 | 1 | 2 |
| 10:15 - 10:30 | 12 | 10 | 22 | 10:15 - 10:30 | 1 | 0 | 1 |
| 10:30 - 10:45 | 16 | 16 | 32 | 10:30 - 10:45 | 1 | 0 | 1 |
| 10:45 - 11:00 | 14 | 58 | 112 | 10:45 - 11:00 | 2 | 5 | 6 |
| 11:00 - 11:15 | 22 | 7 | 29 | 11:00 - 11:15 | 0 | 0 | 0 |
| 11:15 - 11:30 | 12 | 26 | 38 | 11:15 - 11:30 | 1 | 0 | 1 |
| 11:30 - 11:45 | 28 | 24 | 52 | 11:30 - 11:45 | 0 | 0 | 0 |
| 11:45 - 12:00 | 40 | 102 | 186 | 11:45 - 12:00 | 0 | 1 | 0 |

| | | | | | | |
|--------|-----|-----|-----|-----|-----|-------|
| TOTALS | 408 | 393 | 801 | 734 | 637 | 1.371 |
|--------|-----|-----|-----|-----|-----|-------|

ADTS 1.142 1.030 2.172

City of San Clemente Engineering Division

Project: Calle Andalucia Traffic Calming
Survey Location: 3910 Andalucia

Andalucia P
Site Code: 3910ANDA
Date Start: 01-Nov-16
Date End: 08-Nov-16

Andalucia P

| Start Time | 31-Oct-16 | | Tue | | Wed | | Thu | | Fri | | Sat | | Sun | | Week Average | |
|------------|-----------|----|-------|-------|-------|-------|-------|-------|-------|-------|-------|-------|-------|-------|--------------|-------|
| | WB | EB | WB | EB | WB | EB | WB | EB | WB | EB | WB | EB | WB | EB | WB | EB |
| 12:00 AM | * | * | * | * | 1 | 0 | 0 | 0 | 1 | 1 | 1 | 2 | 1 | 1 | 1 | 1 |
| 01:00 | * | * | * | * | 0 | 0 | 0 | 0 | 1 | 1 | 5 | 2 | 0 | 0 | 1 | 1 |
| 02:00 | * | * | * | * | 0 | 0 | 0 | 0 | 0 | 0 | 2 | 0 | 0 | 1 | 0 | 0 |
| 03:00 | * | * | * | * | 0 | 0 | 0 | 1 | 0 | 0 | 0 | 0 | 0 | 0 | 0 | 0 |
| 04:00 | * | * | * | * | 1 | 1 | 2 | 1 | 0 | 0 | 1 | 2 | 0 | 0 | 1 | 1 |
| 05:00 | * | * | * | * | 1 | 0 | 4 | 1 | 1 | 1 | 1 | 0 | 3 | 2 | 2 | 1 |
| 06:00 | * | * | * | * | 4 | 1 | 4 | 4 | 3 | 0 | 1 | 0 | 0 | 0 | 2 | 1 |
| 07:00 | * | * | * | * | 13 | 1 | 14 | 3 | 10 | 6 | 2 | 4 | 4 | 1 | 9 | 3 |
| 08:00 | * | * | * | * | 10 | 7 | 9 | 6 | 11 | 5 | 8 | 2 | 2 | 2 | 8 | 4 |
| 09:00 | * | * | * | * | 8 | 2 | 16 | 15 | 6 | 6 | 11 | 3 | 6 | 1 | 9 | 5 |
| 10:00 | * | * | * | * | 7 | 9 | 17 | 8 | 11 | 5 | 16 | 7 | 16 | 4 | 13 | 7 |
| 11:00 | * | * | * | * | 7 | 3 | 9 | 6 | 8 | 7 | 10 | 14 | 8 | 3 | 8 | 7 |
| 12:00 PM | * | * | 6 | 8 | 8 | 6 | 14 | 6 | 7 | 10 | 11 | 11 | 5 | 7 | 8 | 8 |
| 01:00 | * | * | 7 | 6 | 14 | 11 | 9 | 9 | 18 | 14 | 5 | 5 | 14 | 12 | 11 | 10 |
| 02:00 | * | * | 9 | 8 | 9 | 5 | 11 | 2 | 12 | 12 | 19 | 17 | 10 | 7 | 12 | 8 |
| 03:00 | * | * | 6 | 3 | 9 | 12 | 7 | 9 | 13 | 7 | 15 | 9 | 11 | 8 | 10 | 8 |
| 04:00 | * | * | 6 | 9 | 16 | 13 | 7 | 8 | 7 | 9 | 9 | 16 | 12 | 7 | 10 | 10 |
| 05:00 | * | * | 2 | 10 | 5 | 10 | 13 | 11 | 12 | 10 | 17 | 8 | 6 | 6 | 9 | 9 |
| 06:00 | * | * | 6 | 10 | 7 | 7 | 5 | 9 | 5 | 13 | 9 | 5 | 5 | 4 | 6 | 8 |
| 07:00 | * | * | 2 | 1 | 8 | 3 | 6 | 4 | 4 | 5 | 4 | 6 | 6 | 5 | 5 | 4 |
| 08:00 | * | * | 4 | 2 | 4 | 7 | 2 | 7 | 5 | 9 | 5 | 4 | 2 | 4 | 4 | 6 |
| 09:00 | * | * | 2 | 4 | 4 | 6 | 5 | 5 | 7 | 4 | 9 | 4 | 0 | 3 | 4 | 4 |
| 10:00 | * | * | 2 | 3 | 2 | 1 | 4 | 4 | 7 | 7 | 3 | 8 | 1 | 1 | 3 | 4 |
| 11:00 | * | * | 2 | 1 | 0 | 0 | 0 | 0 | 3 | 6 | 5 | 0 | 0 | 1 | 2 | 1 |
| Lane Day | 0 | 0 | 54 | 65 | 138 | 105 | 158 | 119 | 152 | 138 | 169 | 129 | 112 | 80 | 138 | 111 |
| AM Peak | - | - | - | - | 07:00 | 10:00 | 10:00 | 09:00 | 08:00 | 11:00 | 10:00 | 11:00 | 10:00 | 10:00 | 10:00 | 10:00 |
| Vol. | - | - | - | - | 13 | 9 | 17 | 15 | 11 | 7 | 16 | 14 | 16 | 4 | 13 | 7 |
| PM Peak | - | - | 14:00 | 17:00 | 16:00 | 16:00 | 12:00 | 17:00 | 13:00 | 13:00 | 14:00 | 14:00 | 13:00 | 13:00 | 14:00 | 13:00 |
| Vol. | - | - | 9 | 10 | 16 | 13 | 14 | 11 | 18 | 14 | 19 | 17 | 14 | 12 | 12 | 10 |

City of San Clemente Engineering Division

Project: Calle Andalucia Traffic Calming
Survey Location: 3910 Andalucia

Andalucia P
Site Code: 3910ANDA
Date Start: 01-Nov-16
Date End: 08-Nov-16

Andalucia P

| Start Time | 07-Nov-16 | | Tue | | Wed | | Thu | | Fri | | Sat | | Sun | | Week Average | |
|------------|-----------|-------|-------|-------|-----|----|-----|----|-----|----|-----|----|-----|----|--------------|-------|
| | WB | EB | WB | EB | WB | EB | WB | EB | WB | EB | WB | EB | WB | EB | WB | EB |
| 12:00 AM | 1 | 2 | 0 | 1 | * | * | * | * | * | * | * | * | * | * | 0 | 2 |
| 01:00 | 0 | 0 | 1 | 0 | * | * | * | * | * | * | * | * | * | * | 0 | 0 |
| 02:00 | 0 | 0 | 0 | 0 | * | * | * | * | * | * | * | * | * | * | 0 | 0 |
| 03:00 | 0 | 0 | 0 | 0 | * | * | * | * | * | * | * | * | * | * | 0 | 0 |
| 04:00 | 0 | 0 | 0 | 0 | * | * | * | * | * | * | * | * | * | * | 0 | 0 |
| 05:00 | 1 | 1 | 1 | 1 | * | * | * | * | * | * | * | * | * | * | 1 | 1 |
| 06:00 | 0 | 0 | 2 | 0 | * | * | * | * | * | * | * | * | * | * | 1 | 0 |
| 07:00 | 9 | 1 | 5 | 0 | * | * | * | * | * | * | * | * | * | * | 7 | 0 |
| 08:00 | 17 | 3 | 9 | 4 | * | * | * | * | * | * | * | * | * | * | 13 | 4 |
| 09:00 | 9 | 6 | * | * | * | * | * | * | * | * | * | * | * | * | 9 | 6 |
| 10:00 | 4 | 9 | * | * | * | * | * | * | * | * | * | * | * | * | 4 | 9 |
| 11:00 | 9 | 4 | * | * | * | * | * | * | * | * | * | * | * | * | 9 | 4 |
| 12:00 PM | 14 | 2 | * | * | * | * | * | * | * | * | * | * | * | * | 14 | 2 |
| 01:00 | 2 | 14 | * | * | * | * | * | * | * | * | * | * | * | * | 2 | 14 |
| 02:00 | 7 | 4 | * | * | * | * | * | * | * | * | * | * | * | * | 7 | 4 |
| 03:00 | 10 | 2 | * | * | * | * | * | * | * | * | * | * | * | * | 10 | 2 |
| 04:00 | 8 | 10 | * | * | * | * | * | * | * | * | * | * | * | * | 8 | 10 |
| 05:00 | 13 | 20 | * | * | * | * | * | * | * | * | * | * | * | * | 13 | 20 |
| 06:00 | 6 | 5 | * | * | * | * | * | * | * | * | * | * | * | * | 6 | 5 |
| 07:00 | 10 | 7 | * | * | * | * | * | * | * | * | * | * | * | * | 10 | 7 |
| 08:00 | 1 | 4 | * | * | * | * | * | * | * | * | * | * | * | * | 1 | 4 |
| 09:00 | 1 | 7 | * | * | * | * | * | * | * | * | * | * | * | * | 1 | 7 |
| 10:00 | 3 | 2 | * | * | * | * | * | * | * | * | * | * | * | * | 3 | 2 |
| 11:00 | 1 | 1 | * | * | * | * | * | * | * | * | * | * | * | * | 1 | 1 |
| Lane Day | 126 | 104 | 18 | 6 | 0 | 0 | 0 | 0 | 0 | 0 | 0 | 0 | 0 | 0 | 120 | 104 |
| AM Peak | 08:00 | 10:00 | 08:00 | 08:00 | - | - | - | - | - | - | - | - | - | - | 08:00 | 10:00 |
| Vol. | 17 | 9 | 9 | 4 | - | - | - | - | - | - | - | - | - | - | 13 | 9 |
| PM Peak | 12:00 | 17:00 | - | - | - | - | - | - | - | - | - | - | - | - | 12:00 | 17:00 |
| Vol. | 14 | 20 | - | - | - | - | - | - | - | - | - | - | - | - | 14 | 20 |

| | | | | | | | | |
|-------------|---------|----------|-----|-----|-----|-----|-----|-----|
| Comb. Total | 230 | 143 | 243 | 277 | 290 | 298 | 192 | 473 |
| ADT | ADT 246 | AADT 246 | | | | | | |

City of San Clemente Engineering Division

Project: Barcelona Traffic Calming
Location of Survey: 133 Ave Barcelona

barcelona 133 N Ola Vista P
Date Start: 11-May-18
Date End: 17-May-18

EI Camino Real
Ola Vista

| Start Time | 07-May-18 | | Tue | | Wed | | Thu | | Fri | | Weekday Average | | Sat | | Sun | | |
|------------|-----------|----|-----|----|-----|----|-----|----|-----|-------|-----------------|-------|-------|-------|-------|-------|-------|
| | EB | WB | EB | WB | EB | WB | EB | WB | EB | WB | EB | WB | EB | WB | EB | WB | |
| 12:00 AM | * | * | * | * | * | * | * | * | * | * | * | * | 0 | 2 | 10 | 7 | |
| 01:00 | * | * | * | * | * | * | * | * | * | * | * | * | 1 | 1 | 5 | 1 | |
| 02:00 | * | * | * | * | * | * | * | * | * | * | * | * | 2 | 4 | 1 | 3 | |
| 03:00 | * | * | * | * | * | * | * | * | * | * | * | * | 0 | 0 | 0 | 1 | |
| 04:00 | * | * | * | * | * | * | * | * | * | * | * | * | 3 | 0 | 0 | 0 | |
| 05:00 | * | * | * | * | * | * | * | * | * | * | * | * | 7 | 0 | 5 | 0 | |
| 06:00 | * | * | * | * | * | * | * | * | * | * | * | * | 19 | 11 | 18 | 9 | |
| 07:00 | * | * | * | * | * | * | * | * | * | * | * | * | 30 | 14 | 42 | 16 | |
| 08:00 | * | * | * | * | * | * | * | * | * | * | * | * | 65 | 25 | 66 | 31 | |
| 09:00 | * | * | * | * | * | * | * | * | * | * | * | * | 58 | 45 | 56 | 44 | |
| 10:00 | * | * | * | * | * | * | * | * | * | 68 | 39 | 68 | 39 | 80 | 57 | 79 | 59 |
| 11:00 | * | * | * | * | * | * | * | * | * | 80 | 40 | 80 | 40 | 73 | 49 | 81 | 55 |
| 12:00 PM | * | * | * | * | * | * | * | * | * | 63 | 64 | 63 | 64 | 77 | 55 | 71 | 60 |
| 01:00 | * | * | * | * | * | * | * | * | * | 67 | 49 | 67 | 49 | 64 | 59 | 48 | 54 |
| 02:00 | * | * | * | * | * | * | * | * | * | 70 | 47 | 70 | 47 | 73 | 60 | 57 | 55 |
| 03:00 | * | * | * | * | * | * | * | * | * | 72 | 70 | 72 | 70 | 52 | 43 | 79 | 11 |
| 04:00 | * | * | * | * | * | * | * | * | * | 63 | 42 | 63 | 42 | 67 | 59 | 128 | 0 |
| 05:00 | * | * | * | * | * | * | * | * | * | 69 | 61 | 69 | 61 | 66 | 55 | 104 | 0 |
| 06:00 | * | * | * | * | * | * | * | * | * | 61 | 42 | 61 | 42 | 72 | 39 | 99 | 0 |
| 07:00 | * | * | * | * | * | * | * | * | * | 36 | 28 | 36 | 28 | 64 | 47 | 67 | 0 |
| 08:00 | * | * | * | * | * | * | * | * | * | 22 | 25 | 22 | 25 | 44 | 43 | 63 | 0 |
| 09:00 | * | * | * | * | * | * | * | * | * | 18 | 18 | 18 | 18 | 17 | 17 | 30 | 0 |
| 10:00 | * | * | * | * | * | * | * | * | * | 14 | 12 | 14 | 12 | 15 | 20 | 16 | 0 |
| 11:00 | * | * | * | * | * | * | * | * | * | 4 | 9 | 4 | 9 | 4 | 6 | 10 | 0 |
| Total Day | 0 | 0 | 0 | 0 | 0 | 0 | 0 | 0 | 0 | 707 | 546 | 707 | 546 | 953 | 711 | 1135 | 406 |
| AM Peak | - | - | - | - | - | - | - | - | - | 11:00 | 11:00 | 11:00 | 11:00 | 10:00 | 10:00 | 11:00 | 10:00 |
| Vol. | - | - | - | - | - | - | - | - | - | 80 | 40 | 80 | 40 | 80 | 57 | 81 | 59 |
| PM Peak | - | - | - | - | - | - | - | - | - | 15:00 | 15:00 | 15:00 | 15:00 | 12:00 | 14:00 | 16:00 | 12:00 |
| Vol. | - | - | - | - | - | - | - | - | - | 72 | 70 | 72 | 70 | 77 | 60 | 128 | 60 |

missing data due to car parked on tube.

City of San Clemente Engineering Division

Project: Barcelona Traffic Calming
Location of Survey: 133 Ave Barcelona

barcelona 133 N Ola Vista P
Date Start: 11-May-18
Date End: 17-May-18

EI Camino Real
Ola Vista

| Start Time | 14-May-18 | | Tue | | Wed | | Thu | | Fri | | Weekday Average | | Sat | | Sun | |
|------------|-----------|-------|-------|-------|-------|-------|-------|-------|-----|----|-----------------|-------|-----|----|-----|----|
| | EB | WB | EB | WB | EB | WB | EB | WB | EB | WB | EB | WB | EB | WB | EB | WB |
| 12:00 AM | 1 | 0 | 0 | 1 | 3 | 0 | 0 | 1 | * | * | 1 | 0 | * | * | * | * |
| 01:00 | 1 | 0 | 0 | 0 | 0 | 1 | 0 | 0 | * | * | 0 | 0 | * | * | * | * |
| 02:00 | 2 | 0 | 0 | 0 | 0 | 0 | 1 | 0 | * | * | 1 | 0 | * | * | * | * |
| 03:00 | 1 | 0 | 1 | 0 | 0 | 0 | 0 | 0 | * | * | 0 | 0 | * | * | * | * |
| 04:00 | 7 | 0 | 2 | 2 | 4 | 2 | 3 | 2 | * | * | 4 | 2 | * | * | * | * |
| 05:00 | 22 | 0 | 15 | 7 | 16 | 7 | 21 | 6 | * | * | 18 | 5 | * | * | * | * |
| 06:00 | 42 | 0 | 36 | 11 | 43 | 16 | 36 | 11 | * | * | 39 | 10 | * | * | * | * |
| 07:00 | 98 | 0 | 83 | 24 | 80 | 22 | 81 | 23 | * | * | 86 | 17 | * | * | * | * |
| 08:00 | 153 | 0 | 111 | 30 | 109 | 37 | 109 | 32 | * | * | 120 | 25 | * | * | * | * |
| 09:00 | 93 | 36 | 90 | 50 | 83 | 49 | 80 | 34 | * | * | 86 | 42 | * | * | * | * |
| 10:00 | 86 | 37 | 60 | 36 | 82 | 30 | 65 | 32 | * | * | 73 | 34 | * | * | * | * |
| 11:00 | 73 | 65 | 66 | 43 | 79 | 39 | 75 | 49 | * | * | 73 | 49 | * | * | * | * |
| 12:00 PM | 84 | 43 | 62 | 45 | 83 | 54 | 88 | 54 | * | * | 79 | 49 | * | * | * | * |
| 01:00 | 78 | 49 | 84 | 48 | 69 | 56 | 71 | 38 | * | * | 76 | 48 | * | * | * | * |
| 02:00 | 93 | 61 | 68 | 53 | 71 | 47 | * | * | * | * | 77 | 54 | * | * | * | * |
| 03:00 | 69 | 51 | 80 | 59 | 77 | 39 | * | * | * | * | 75 | 50 | * | * | * | * |
| 04:00 | 81 | 50 | 67 | 59 | 54 | 44 | * | * | * | * | 67 | 51 | * | * | * | * |
| 05:00 | 71 | 68 | 87 | 53 | 68 | 60 | * | * | * | * | 75 | 60 | * | * | * | * |
| 06:00 | 61 | 54 | 56 | 50 | 57 | 57 | * | * | * | * | 58 | 54 | * | * | * | * |
| 07:00 | 49 | 47 | 45 | 46 | 47 | 40 | * | * | * | * | 47 | 44 | * | * | * | * |
| 08:00 | 19 | 27 | 32 | 25 | 48 | 30 | * | * | * | * | 33 | 27 | * | * | * | * |
| 09:00 | 13 | 13 | 22 | 18 | 14 | 10 | * | * | * | * | 16 | 14 | * | * | * | * |
| 10:00 | 5 | 8 | 5 | 5 | 8 | 11 | * | * | * | * | 6 | 8 | * | * | * | * |
| 11:00 | 2 | 0 | 4 | 8 | 5 | 5 | * | * | * | * | 4 | 4 | * | * | * | * |
| Total Day | 1204 | 609 | 1076 | 673 | 1100 | 656 | 630 | 282 | 0 | 0 | 1114 | 647 | 0 | 0 | 0 | 0 |
| AM Peak | 08:00 | 11:00 | 08:00 | 09:00 | 08:00 | 09:00 | 08:00 | 11:00 | - | - | 08:00 | 11:00 | - | - | - | - |
| Vol. | 153 | 65 | 111 | 50 | 109 | 49 | 109 | 49 | - | - | 120 | 49 | - | - | - | - |
| PM Peak | 14:00 | 17:00 | 17:00 | 15:00 | 12:00 | 17:00 | 12:00 | 12:00 | - | - | 12:00 | 17:00 | - | - | - | - |
| Vol. | 93 | 68 | 87 | 59 | 83 | 60 | 88 | 54 | - | - | 79 | 60 | - | - | - | - |

| | | | | | | | | |
|-------------|-----------|------------|------|-----|------|------|------|------|
| Comb. Total | 1813 | 1749 | 1756 | 912 | 1253 | 3014 | 1664 | 1541 |
| ADT | ADT 1,700 | AADT 1,700 | | | | | | |

weekday ADT = 1772



City of San Clemente Engineering Division

Project: Harbor Estates Traffic Calming
Post-Construction Speed Survey

Site Code: 4123 BIENVO
V. Sacramento
Cl. Monterey
Date Start: 15-Oct-08
Date End: 28-Oct-08
Date Printed: 06-Nov-08

| Start Time | 13-Oct-08 | | Tue | | Wed | | Thu | | Fri | | Sat | | Sun | | Week Average | |
|------------|-----------|----|-----|----|-----------|-----------|-----------|-----------|-----------|-----------|-----------|-----------|-----------|-----------|--------------|-----------|
| | SB | NB | SB | NB | SB | NB | SB | NB | SB | NB | SB | NB | SB | NB | SB | NB |
| 12:00 AM | * | * | * | * | * | * | 1 | 1 | 6 | 1 | 9 | 4 | 10 | 3 | 6 | 2 |
| 01:00 | * | * | * | * | * | * | 2 | 1 | 3 | 2 | 6 | 4 | 3 | 1 | 4 | 2 |
| 02:00 | * | * | * | * | * | * | 0 | 0 | 1 | 1 | 3 | 4 | 4 | 2 | 2 | 2 |
| 03:00 | * | * | * | * | * | * | 1 | 0 | 0 | 0 | 2 | 0 | 2 | 0 | 1 | 0 |
| 04:00 | * | * | * | * | * | * | 1 | 2 | 1 | 1 | 2 | 3 | 4 | 1 | 2 | 2 |
| 05:00 | * | * | * | * | * | * | 0 | 3 | 0 | 4 | 1 | 2 | 0 | 0 | 0 | 2 |
| 06:00 | * | * | * | * | * | * | 4 | 14 | 2 | 11 | 4 | 3 | 2 | 2 | 3 | 8 |
| 07:00 | * | * | * | * | * | * | 10 | 24 | 14 | 24 | 0 | 5 | 1 | 5 | 6 | 14 |
| 08:00 | * | * | * | * | * | * | 19 | 38 | 18 | 35 | 10 | 22 | 5 | 14 | 13 | 27 |
| 09:00 | * | * | * | * | * | * | 19 | 46 | 22 | 41 | 13 | 29 | 7 | 18 | 15 | 34 |
| 10:00 | * | * | * | * | * | * | 35 | 35 | 28 | 26 | 19 | 26 | 14 | 31 | 24 | 30 |
| 11:00 | * | * | * | * | * | * | 21 | 28 | 18 | 28 | 30 | 29 | 29 | 33 | 24 | 30 |
| 12:00 PM | * | * | * | * | 31 | 37 | 22 | 33 | 30 | 36 | 30 | 32 | 28 | 27 | 28 | 33 |
| 01:00 | * | * | * | * | 25 | 29 | 35 | 24 | 23 | 31 | 32 | 27 | 24 | 18 | 28 | 26 |
| 02:00 | * | * | * | * | 37 | 27 | 24 | 33 | 34 | 36 | 33 | 31 | 25 | 23 | 31 | 30 |
| 03:00 | * | * | * | * | 22 | 30 | 36 | 28 | 38 | 25 | 34 | 24 | 29 | 23 | 32 | 26 |
| 04:00 | * | * | * | * | 26 | 27 | 39 | 30 | 39 | 29 | 31 | 28 | 31 | 23 | 33 | 27 |
| 05:00 | * | * | * | * | 32 | 17 | 34 | 33 | 42 | 27 | 27 | 22 | 26 | 28 | 32 | 25 |
| 06:00 | * | * | * | * | 49 | 24 | 36 | 23 | 42 | 26 | 31 | 25 | 23 | 31 | 36 | 26 |
| 07:00 | * | * | * | * | 41 | 16 | 44 | 30 | 28 | 24 | 39 | 34 | 28 | 14 | 36 | 24 |
| 08:00 | * | * | * | * | 22 | 16 | 26 | 12 | 25 | 10 | 15 | 28 | 12 | 9 | 20 | 15 |
| 09:00 | * | * | * | * | 16 | 6 | 20 | 10 | 25 | 11 | 8 | 4 | 11 | 5 | 16 | 7 |
| 10:00 | * | * | * | * | 20 | 7 | 22 | 12 | 22 | 9 | 20 | 4 | 11 | 6 | 19 | 8 |
| 11:00 | * | * | * | * | 6 | 3 | 11 | 5 | 19 | 6 | 18 | 11 | 5 | 4 | 12 | 6 |
| Lane Day | 0 | 0 | 0 | 0 | 327 | 239 | 462 | 465 | 480 | 444 | 417 | 401 | 334 | 321 | 423 | 406 |
| AM Peak | | | | | 566 | | 927 | | 924 | | 818 | | 655 | | 829 | |
| Vol. | | | | | | | 35 | 46 | 28 | 41 | 30 | 29 | 29 | 33 | 24 | 34 |
| PM Peak | | | | | 18:00 | 12:00 | 19:00 | 12:00 | 17:00 | 12:00 | 19:00 | 19:00 | 16:00 | 18:00 | 18:00 | 12:00 |
| Vol. | | | | | 49 | 37 | 44 | 33 | 42 | 36 | 39 | 34 | 31 | 31 | 36 | 33 |



City of San Clemente Engineering Division

Project: Harbor Estates Traffic Calming
Post-Construction Speed Survey

Site Code: 4123 BIENVO
V. Sacramento
Cl. Monterey
Date Start: 15-Oct-08
Date End: 28-Oct-08
Date Printed: 06-Nov-08

| Start Time | 20-Oct-08 | | Tue | | Wed | | Thu | | Fri | | Sat | | Sun | | Week Average | |
|------------|-----------|-----------|-----------|-----------|-----------|-----------|-----------|-----------|-----------|-----------|-----------|-----------|-----------|-----------|--------------|-----------|
| | SB | NB | SB | NB | SB | NB | SB | NB | SB | NB | SB | NB | SB | NB | SB | NB |
| 12:00 AM | 5 | 2 | 2 | 1 | 5 | 5 | 2 | 1 | 1 | 1 | 3 | 7 | 11 | 8 | 4 | 4 |
| 01:00 | 2 | 0 | 3 | 1 | 2 | 1 | 2 | 0 | 3 | 0 | 6 | 2 | 7 | 5 | 4 | 1 |
| 02:00 | 0 | 0 | 0 | 0 | 2 | 1 | 1 | 0 | 3 | 0 | 2 | 1 | 2 | 3 | 1 | 1 |
| 03:00 | 0 | 0 | 0 | 0 | 0 | 0 | 1 | 1 | 1 | 1 | 3 | 1 | 1 | 0 | 1 | 0 |
| 04:00 | 0 | 0 | 0 | 1 | 0 | 0 | 1 | 2 | 1 | 2 | 3 | 1 | 4 | 1 | 1 | 1 |
| 05:00 | 0 | 3 | 2 | 2 | 1 | 2 | 0 | 2 | 0 | 5 | 0 | 1 | 2 | 0 | 1 | 2 |
| 06:00 | 3 | 16 | 4 | 13 | 5 | 12 | 1 | 15 | 3 | 10 | 1 | 2 | 1 | 1 | 3 | 10 |
| 07:00 | 7 | 31 | 9 | 21 | 5 | 29 | 6 | 28 | 7 | 23 | 3 | 14 | 2 | 3 | 6 | 21 |
| 08:00 | 25 | 37 | 17 | 40 | 24 | 39 | 21 | 34 | 23 | 33 | 14 | 13 | 5 | 17 | 18 | 30 |
| 09:00 | 16 | 41 | 18 | 39 | 17 | 43 | 25 | 39 | 13 | 31 | 36 | 41 | 14 | 17 | 20 | 36 |
| 10:00 | 20 | 22 | 30 | 36 | 26 | 36 | 31 | 36 | 26 | 27 | 34 | 52 | 15 | 26 | 26 | 34 |
| 11:00 | 31 | 41 | 27 | 36 | 23 | 28 | 27 | 39 | 21 | 29 | 32 | 40 | 21 | 37 | 26 | 36 |
| 12:00 PM | 23 | 23 | 36 | 32 | 20 | 24 | 34 | 22 | 29 | 29 | 36 | 41 | 25 | 24 | 29 | 28 |
| 01:00 | 24 | 22 | 32 | 39 | 32 | 29 | 28 | 29 | 28 | 22 | 37 | 32 | 35 | 30 | 31 | 29 |
| 02:00 | 33 | 32 | 23 | 35 | 31 | 31 | 33 | 30 | 28 | 32 | 34 | 33 | 23 | 31 | 29 | 32 |
| 03:00 | 27 | 30 | 26 | 20 | 32 | 21 | 23 | 32 | 24 | 24 | 44 | 27 | 32 | 23 | 30 | 25 |
| 04:00 | 42 | 25 | 45 | 27 | 29 | 28 | 38 | 27 | 39 | 26 | 41 | 34 | 29 | 26 | 38 | 28 |
| 05:00 | 39 | 27 | 48 | 28 | 35 | 30 | 30 | 27 | 43 | 32 | 47 | 40 | 31 | 26 | 39 | 30 |
| 06:00 | 47 | 28 | 46 | 41 | 55 | 28 | 49 | 24 | 56 | 32 | 36 | 27 | 34 | 19 | 46 | 28 |
| 07:00 | 33 | 18 | 35 | 30 | 31 | 21 | 36 | 16 | 31 | 18 | 32 | 22 | 29 | 18 | 32 | 20 |
| 08:00 | 22 | 9 | 18 | 5 | 31 | 12 | 17 | 14 | 25 | 14 | 17 | 15 | 21 | 8 | 22 | 11 |
| 09:00 | 17 | 5 | 33 | 9 | 24 | 7 | 16 | 6 | 14 | 11 | 20 | 16 | 21 | 5 | 21 | 8 |
| 10:00 | 10 | 4 | 13 | 5 | 18 | 10 | 17 | 8 | 14 | 5 | 15 | 10 | 9 | 14 | 14 | 8 |
| 11:00 | 6 | 3 | 8 | 5 | 9 | 5 | 13 | 4 | 15 | 4 | 8 | 4 | 5 | 10 | 9 | 5 |
| Lane Day | 432 | 419 | 475 | 466 | 457 | 442 | 452 | 436 | 448 | 411 | 504 | 476 | 379 | 352 | 451 | 428 |
| | 851 | | 941 | | 899 | | 888 | | 859 | | 980 | | 731 | | 879 | |
| AM Peak | 11:00 | 09:00 | 10:00 | 08:00 | 10:00 | 09:00 | 10:00 | 09:00 | 10:00 | 08:00 | 09:00 | 10:00 | 11:00 | 11:00 | 10:00 | 09:00 |
| Vol. | 31 | 41 | 30 | 40 | 26 | 43 | 31 | 39 | 26 | 33 | 36 | 52 | 21 | 37 | 26 | 36 |
| PM Peak | 18:00 | 14:00 | 17:00 | 18:00 | 18:00 | 14:00 | 18:00 | 15:00 | 18:00 | 14:00 | 17:00 | 12:00 | 13:00 | 14:00 | 18:00 | 14:00 |
| Vol. | 47 | 32 | 48 | 41 | 55 | 31 | 49 | 32 | 56 | 32 | 47 | 41 | 35 | 31 | 46 | 32 |



City of San Clemente Engineering Division

Project: Harbor Estates Traffic Calming
Post-Construction Speed Survey

Site Code: 4123 BIENVO
V. Sacramento
Cl. Monterey
Date Start: 15-Oct-08
Date End: 28-Oct-08
Date Printed: 06-Nov-08

| Start Time | 27-Oct-08 | | Tue | | Wed | | Thu | | Fri | | Sat | | Sun | | Week Average | |
|------------|-----------|-----------|-----------|-----------|-----|----|-----|----|-----|----|-----|----|-----|----|--------------|-----------|
| | SB | NB | SB | NB | SB | NB | SB | NB | SB | NB | SB | NB | SB | NB | SB | NB |
| 12:00 AM | 1 | 4 | 2 | 3 | * | * | * | * | * | * | * | * | * | * | 2 | 4 |
| 01:00 | 1 | 1 | 2 | 0 | * | * | * | * | * | * | * | * | * | * | 2 | 0 |
| 02:00 | 0 | 0 | 1 | 0 | * | * | * | * | * | * | * | * | * | * | 0 | 0 |
| 03:00 | 1 | 0 | 1 | 0 | * | * | * | * | * | * | * | * | * | * | 1 | 0 |
| 04:00 | 0 | 0 | 0 | 0 | * | * | * | * | * | * | * | * | * | * | 0 | 0 |
| 05:00 | 0 | 6 | 2 | 4 | * | * | * | * | * | * | * | * | * | * | 1 | 5 |
| 06:00 | 1 | 15 | 1 | 11 | * | * | * | * | * | * | * | * | * | * | 1 | 13 |
| 07:00 | 6 | 24 | 6 | 23 | * | * | * | * | * | * | * | * | * | * | 6 | 24 |
| 08:00 | 14 | 32 | 20 | 50 | * | * | * | * | * | * | * | * | * | * | 17 | 41 |
| 09:00 | 22 | 28 | 19 | 41 | * | * | * | * | * | * | * | * | * | * | 20 | 34 |
| 10:00 | 18 | 34 | 29 | 34 | * | * | * | * | * | * | * | * | * | * | 24 | 34 |
| 11:00 | 25 | 29 | 18 | 28 | * | * | * | * | * | * | * | * | * | * | 22 | 28 |
| 12:00 PM | 24 | 33 | 26 | 30 | * | * | * | * | * | * | * | * | * | * | 25 | 32 |
| 01:00 | 23 | 25 | 35 | 34 | * | * | * | * | * | * | * | * | * | * | 29 | 30 |
| 02:00 | 27 | 26 | 22 | 29 | * | * | * | * | * | * | * | * | * | * | 24 | 28 |
| 03:00 | 29 | 28 | * | * | * | * | * | * | * | * | * | * | * | * | 29 | 28 |
| 04:00 | 31 | 30 | * | * | * | * | * | * | * | * | * | * | * | * | 31 | 30 |
| 05:00 | 33 | 32 | * | * | * | * | * | * | * | * | * | * | * | * | 33 | 32 |
| 06:00 | 64 | 23 | * | * | * | * | * | * | * | * | * | * | * | * | 64 | 23 |
| 07:00 | 34 | 21 | * | * | * | * | * | * | * | * | * | * | * | * | 34 | 21 |
| 08:00 | 22 | 8 | * | * | * | * | * | * | * | * | * | * | * | * | 22 | 8 |
| 09:00 | 18 | 5 | * | * | * | * | * | * | * | * | * | * | * | * | 18 | 5 |
| 10:00 | 11 | 4 | * | * | * | * | * | * | * | * | * | * | * | * | 11 | 4 |
| 11:00 | 7 | 2 | * | * | * | * | * | * | * | * | * | * | * | * | 7 | 2 |
| Lane Day | 412 | 410 | 184 | 287 | 0 | 0 | 0 | 0 | 0 | 0 | 0 | 0 | 0 | 0 | 423 | 426 |
| | 822 | | 471 | | 0 | | 0 | | 0 | | 0 | | 0 | | 849 | |
| AM Peak | 11:00 | 10:00 | 10:00 | 08:00 | | | | | | | | | | | 10:00 | 08:00 |
| Vol. | 25 | 34 | 29 | 50 | | | | | | | | | | | 24 | 41 |
| PM Peak | 18:00 | 12:00 | 13:00 | 13:00 | | | | | | | | | | | 18:00 | 12:00 |
| Vol. | 64 | 33 | 35 | 34 | | | | | | | | | | | 64 | 32 |

| | | | | | | | | |
|-------------|---------|----------|------|------|------|------|------|------|
| Comb. Total | 1673 | 1412 | 1465 | 1815 | 1783 | 1798 | 1386 | 2557 |
| ADT | ADT 858 | AADT 858 | | | | | | |



City of San Clemente Engineering Division

Site Code: 611 BIENV
Calle Mayo
Calle Juno
Date Start: 15-Oct-08
Date End: 23-Oct-08
Date Printed: 28-Oct-08

Default Comments
Change These in The Preferences Window
Select File/Preference in the Main Scree
Then Click the Comments Tab

| Start Time | 13-Oct-08 | | Tue | | Wed | | Thu | | Fri | | Sat | | Sun | | Week Average | |
|------------|-----------|----|-----|----|-------|-------|-------|-------|-------|-------|-------|-------|-------|-------|--------------|-------|
| | NB | SB | NB | SB | NB | SB | NB | SB | NB | SB | NB | SB | NB | SB | NB | SB |
| 12:00 AM | * | * | * | * | * | * | 3 | 2 | 6 | 1 | 3 | 2 | 5 | 2 | 4 | 2 |
| 01:00 | * | * | * | * | * | * | 1 | 0 | 2 | 1 | 8 | 6 | 5 | 1 | 4 | 2 |
| 02:00 | * | * | * | * | * | * | 1 | 1 | 0 | 2 | 1 | 2 | 2 | 2 | 1 | 2 |
| 03:00 | * | * | * | * | * | * | 0 | 0 | 0 | 0 | 2 | 2 | 4 | 0 | 2 | 0 |
| 04:00 | * | * | * | * | * | * | 1 | 2 | 1 | 2 | 1 | 2 | 1 | 0 | 1 | 2 |
| 05:00 | * | * | * | * | * | * | 1 | 8 | 2 | 8 | 0 | 2 | 1 | 2 | 1 | 5 |
| 06:00 | * | * | * | * | * | * | 6 | 22 | 4 | 20 | 5 | 4 | 4 | 3 | 5 | 12 |
| 07:00 | * | * | * | * | * | * | 18 | 40 | 25 | 40 | 7 | 21 | 2 | 11 | 13 | 28 |
| 08:00 | * | * | * | * | * | * | 24 | 43 | 31 | 37 | 18 | 27 | 9 | 15 | 20 | 30 |
| 09:00 | * | * | * | * | * | * | 32 | 45 | 25 | 44 | 25 | 32 | 11 | 33 | 23 | 38 |
| 10:00 | * | * | * | * | * | * | 30 | 39 | 26 | 22 | 33 | 33 | 25 | 28 | 28 | 30 |
| 11:00 | * | * | * | * | 34 | 40 | 28 | 34 | 27 | 41 | 34 | 36 | 30 | 40 | 31 | 38 |
| 12:00 PM | * | * | * | * | 34 | 43 | 29 | 25 | 37 | 29 | 37 | 29 | 31 | 22 | 34 | 30 |
| 01:00 | * | * | * | * | 41 | 23 | 37 | 34 | 37 | 39 | 45 | 38 | 27 | 28 | 37 | 32 |
| 02:00 | * | * | * | * | 32 | 37 | 38 | 37 | 41 | 40 | 33 | 23 | 35 | 27 | 36 | 33 |
| 03:00 | * | * | * | * | 28 | 32 | 37 | 39 | 51 | 30 | 35 | 35 | 37 | 19 | 38 | 31 |
| 04:00 | * | * | * | * | 39 | 24 | 51 | 33 | 42 | 37 | 35 | 29 | 30 | 33 | 39 | 31 |
| 05:00 | * | * | * | * | 59 | 23 | 42 | 34 | 50 | 27 | 31 | 25 | 38 | 38 | 44 | 29 |
| 06:00 | * | * | * | * | 59 | 23 | 50 | 30 | 47 | 31 | 46 | 38 | 19 | 23 | 44 | 29 |
| 07:00 | * | * | * | * | 36 | 18 | 44 | 21 | 28 | 20 | 27 | 41 | 30 | 7 | 33 | 21 |
| 08:00 | * | * | * | * | 17 | 10 | 24 | 9 | 31 | 12 | 16 | 7 | 14 | 12 | 20 | 10 |
| 09:00 | * | * | * | * | 20 | 8 | 27 | 15 | 25 | 12 | 17 | 5 | 13 | 7 | 20 | 9 |
| 10:00 | * | * | * | * | 16 | 4 | 20 | 12 | 24 | 5 | 17 | 8 | 10 | 6 | 17 | 7 |
| 11:00 | * | * | * | * | 4 | 4 | 11 | 5 | 21 | 8 | 17 | 7 | 6 | 3 | 12 | 5 |
| Lane Day | 0 | 0 | 0 | 0 | 419 | 289 | 555 | 530 | 583 | 508 | 493 | 454 | 389 | 362 | 507 | 456 |
| | 0 | | 0 | | 708 | | 1085 | | 1091 | | 947 | | 751 | | 963 | |
| AM Peak | | | | | 11:00 | 11:00 | 09:00 | 09:00 | 08:00 | 09:00 | 11:00 | 11:00 | 11:00 | 11:00 | 11:00 | 09:00 |
| Vol. | | | | | 34 | 40 | 32 | 45 | 31 | 44 | 34 | 36 | 30 | 40 | 31 | 38 |
| PM Peak | | | | | 17:00 | 12:00 | 16:00 | 15:00 | 15:00 | 14:00 | 18:00 | 19:00 | 17:00 | 17:00 | 17:00 | 14:00 |
| Vol. | | | | | 59 | 43 | 51 | 39 | 51 | 40 | 46 | 41 | 38 | 38 | 44 | 33 |



City of San Clemente Engineering Division

Site Code: 611 BIENV
Calle Mayo
Calle Juno
Date Start: 15-Oct-08
Date End: 23-Oct-08
Date Printed: 28-Oct-08

Default Comments
Change These in The Preferences Window
Select File/Preference in the Main Screenshot
Then Click the Comments Tab

| Start Time | 20-Oct-08 | | Tue | | Wed | | Thu | | Fri | | Sat | | Sun | | Week Average | |
|------------|-----------|-------|-------|-------|-------|-------|-------|-------|-----|----|-----|----|-----|----|--------------|-------|
| | NB | SB | NB | SB | NB | SB | NB | SB | NB | SB | NB | SB | NB | SB | NB | SB |
| 12:00 AM | 2 | 0 | 2 | 2 | 3 | 2 | 2 | 1 | * | * | * | * | * | * | 2 | 1 |
| 01:00 | 1 | 0 | 1 | 0 | 0 | 0 | 2 | 0 | * | * | * | * | * | * | 1 | 0 |
| 02:00 | 0 | 0 | 0 | 0 | 2 | 2 | 1 | 0 | * | * | * | * | * | * | 1 | 0 |
| 04:00 | 0 | 2 | 2 | 2 | 0 | 1 | 1 | 3 | * | * | * | * | * | * | 1 | 2 |
| 06:00 | 5 | 29 | 7 | 14 | 1 | 20 | 2 | 24 | * | * | * | * | * | * | 4 | 22 |
| 08:00 | 35 | 47 | 29 | 44 | 30 | 44 | 13 | 33 | * | * | * | * | * | * | 16 | 39 |
| 09:00 | 24 | 39 | 26 | 44 | 25 | 48 | * | * | * | * | * | * | * | * | 31 | 45 |
| 10:00 | 37 | 41 | 33 | 40 | 30 | 36 | * | * | * | * | * | * | * | * | 25 | 44 |
| 11:00 | 27 | 39 | 37 | 35 | 29 | 36 | * | * | * | * | * | * | * | * | 33 | 39 |
| 12:00 PM | 33 | 20 | 39 | 39 | 28 | 20 | * | * | * | * | * | * | * | * | 31 | 37 |
| 01:00 | 36 | 26 | 31 | 36 | 42 | 31 | * | * | * | * | * | * | * | * | 33 | 26 |
| 02:00 | 34 | 28 | 34 | 31 | 35 | 34 | * | * | * | * | * | * | * | * | 33 | 26 |
| 03:00 | 39 | 31 | 43 | 29 | 39 | 35 | * | * | * | * | * | * | * | * | 36 | 26 |
| 04:00 | 47 | 31 | 58 | 34 | 41 | 33 | * | * | * | * | * | * | * | * | 33 | 26 |
| 05:00 | 56 | 32 | 52 | 37 | 49 | 35 | * | * | * | * | * | * | * | * | 49 | 33 |
| 06:00 | 38 | 33 | 47 | 36 | 54 | 30 | * | * | * | * | * | * | * | * | 52 | 35 |
| 07:00 | 37 | 16 | 32 | 19 | 33 | 14 | * | * | * | * | * | * | * | * | 46 | 33 |
| 08:00 | 19 | 3 | 26 | 4 | 38 | 11 | * | * | * | * | * | * | * | * | 34 | 16 |
| 09:00 | 14 | 8 | 27 | 12 | 24 | 8 | * | * | * | * | * | * | * | * | 28 | 6 |
| 10:00 | 12 | 4 | 11 | 5 | 15 | 12 | * | * | * | * | * | * | * | * | 22 | 9 |
| 11:00 | 3 | 2 | 7 | 5 | 5 | 1 | * | * | * | * | * | * | * | * | 13 | 7 |
| Lane Day | 520 | 477 | 561 | 520 | 548 | 504 | 23 | 69 | 0 | 0 | 0 | 0 | 0 | 0 | 541 | 499 |
| AM Peak | 10:00 | 08:00 | 11:00 | 08:00 | 08:00 | 09:00 | 07:00 | 07:00 | 0 | 0 | 0 | 0 | 0 | 0 | 1040 | |
| Vol. | 37 | 47 | 37 | 44 | 30 | 48 | 13 | 33 | | | | | | | 33 | 45 |
| PM Peak | 17:00 | 18:00 | 16:00 | 12:00 | 18:00 | 15:00 | | | | | | | | | 17:00 | 17:00 |
| Vol. | 56 | 33 | 58 | 39 | 54 | 35 | | | | | | | | | 52 | 35 |

| | | | | | | | | |
|-------------|-----------|------------|------|------|------|-----|-----|------|
| Comb. Total | 997 | 1081 | 1760 | 1177 | 1091 | 947 | 751 | 2003 |
| ADT | ADT 1,001 | AADT 1,001 | | | | | | |



City of San Clemente
Engineering Division
 910 Calle Negocio, ste 100
 San Clemente, CA 92780

Project: Stop Warrant
 Project Location: W. Avenida Pico at Boca de la Playa
 Survey Location: Boca de la Playa EB at Ave Pico

Date Start: 18-Feb-15
 Date End: 26-Feb-15

Site Code: BOCAE

Boca De La Playa EB at Pico

| Start Time | 16-Feb-15 | | Tue | | Wed | | Thu | | Fri | | Sat | | Sun | | Week Average | |
|--------------|-----------|---------|-----|---------|-------|---------|-------|---------|-------|---------|-------|---------|-------|---------|--------------|---------|
| | EB | Channel | EB | Channel | EB | Channel | EB | Channel | EB | Channel | EB | Channel | EB | Channel | EB | Channel |
| 12:00 AM | * | * | * | * | * | * | 0 | 0 | 2 | 0 | 4 | 0 | 3 | 0 | 2 | 0 |
| 01:00 | * | * | * | * | * | * | 0 | 0 | 1 | 0 | 1 | 0 | 1 | 0 | 1 | 0 |
| 02:00 | * | * | * | * | * | * | 0 | 0 | 0 | 0 | 0 | 0 | 0 | 0 | 0 | 0 |
| 03:00 | * | * | * | * | * | * | 0 | 0 | 0 | 0 | 2 | 0 | 0 | 0 | 0 | 0 |
| 04:00 | * | * | * | * | * | * | 4 | 0 | 3 | 0 | 0 | 0 | 0 | 0 | 2 | 0 |
| 05:00 | * | * | * | * | * | * | 3 | 0 | 10 | 0 | 0 | 0 | 1 | 0 | 4 | 0 |
| 06:00 | * | * | * | * | * | * | 13 | 0 | 13 | 0 | 18 | 0 | 11 | 0 | 14 | 0 |
| 07:00 | * | * | * | * | * | * | 32 | 0 | 40 | 0 | 35 | 0 | 23 | 0 | 32 | 0 |
| 08:00 | * | * | * | * | * | * | 41 | 0 | 54 | 0 | 60 | 0 | 28 | 0 | 46 | 0 |
| 09:00 | * | * | * | * | * | * | 27 | 0 | 28 | 0 | 50 | 0 | 38 | 0 | 36 | 0 |
| 10:00 | * | * | * | * | * | * | 48 | 0 | 32 | 0 | 50 | 0 | 58 | 0 | 47 | 0 |
| 11:00 | * | * | * | * | * | * | 45 | 0 | 42 | 0 | 52 | 0 | 47 | 0 | 46 | 0 |
| 12:00 PM | * | * | * | * | 50 | 0 | 47 | 0 | 62 | 0 | 52 | 0 | 39 | 0 | 50 | 0 |
| 01:00 | * | * | * | * | 37 | 0 | 59 | 0 | 58 | 0 | 70 | 0 | 44 | 0 | 54 | 0 |
| 02:00 | * | * | * | * | 63 | 0 | 61 | 0 | 48 | 0 | 63 | 0 | 47 | 0 | 56 | 0 |
| 03:00 | * | * | * | * | 38 | 0 | 51 | 0 | 0 | 0 | 60 | 0 | 45 | 0 | 39 | 0 |
| 04:00 | * | * | * | * | 52 | 0 | 59 | 0 | 44 | 0 | 49 | 0 | 37 | 0 | 48 | 0 |
| 05:00 | * | * | * | * | 38 | 0 | 63 | 0 | 56 | 0 | 36 | 0 | 25 | 0 | 44 | 0 |
| 06:00 | * | * | * | * | 23 | 0 | 9 | 0 | 22 | 0 | 16 | 0 | 12 | 1 | 16 | 0 |
| 07:00 | * | * | * | * | 10 | 0 | 4 | 0 | 24 | 0 | 7 | 0 | 3 | 0 | 10 | 0 |
| 08:00 | * | * | * | * | 5 | 0 | 5 | 0 | 13 | 0 | 2 | 0 | 3 | 0 | 6 | 0 |
| 09:00 | * | * | * | * | 8 | 0 | 2 | 0 | 15 | 0 | 12 | 0 | 5 | 0 | 8 | 0 |
| 10:00 | * | * | * | * | 0 | 0 | 6 | 0 | 4 | 0 | 13 | 0 | 7 | 0 | 6 | 0 |
| 11:00 | * | * | * | * | 0 | 0 | 2 | 0 | 2 | 0 | 5 | 0 | 2 | 0 | 2 | 0 |
| Lane Day | 0 | 0 | 0 | 0 | 324 | 0 | 581 | 0 | 573 | 0 | 657 | 0 | 479 | 1 | 569 | 0 |
| AM Peak Vol. | - | - | - | - | - | - | 10:00 | - | 08:00 | - | 08:00 | - | 10:00 | - | 10:00 | - |
| PM Peak Vol. | - | - | - | - | 14:00 | - | 17:00 | - | 12:00 | - | 13:00 | - | 14:00 | 18:00 | 14:00 | - |
| | - | - | - | - | 63 | - | 63 | - | 62 | - | 70 | - | 47 | 1 | 56 | - |



City of San Clemente
Engineering Division
 910 Calle Negocio, ste 100
 San Clemente, CA 92780

Project: Stop Warrant
 Project Location: W. Avenida Pico at Boca de la Playa
 Survey Location: Boca de la Playa EB at Ave Pico

Date Start: 18-Feb-15
 Date End: 26-Feb-15

Site Code: BOCAE

Boca De La Playa EB at Pico

| Start Time | 23-Feb-15 | | Tue | | Wed | | Thu | | Fri | | Sat | | Sun | | Week Average | |
|------------|-----------|---------|-------|---------|-------|---------|-------|---------|-----|---------|-----|---------|-----|---------|--------------|---------|
| | EB | Channel | EB | Channel | EB | Channel | EB | Channel | EB | Channel | EB | Channel | EB | Channel | EB | Channel |
| 12:00 AM | 0 | 0 | 0 | 0 | 1 | 0 | 0 | 0 | * | * | * | * | * | * | 0 | 0 |
| 01:00 | 0 | 0 | 0 | 0 | 0 | 0 | 0 | 0 | * | * | * | * | * | * | 0 | 0 |
| 02:00 | 0 | 0 | 1 | 0 | 0 | 0 | 1 | 0 | * | * | * | * | * | * | 0 | 0 |
| 03:00 | 2 | 0 | 0 | 0 | 0 | 0 | 2 | 0 | * | * | * | * | * | * | 1 | 0 |
| 04:00 | 2 | 0 | 1 | 0 | 2 | 0 | 0 | 0 | * | * | * | * | * | * | 1 | 0 |
| 05:00 | 4 | 0 | 4 | 0 | 10 | 0 | 10 | 0 | * | * | * | * | * | * | 7 | 0 |
| 06:00 | 16 | 0 | 9 | 0 | 13 | 0 | 17 | 0 | * | * | * | * | * | * | 14 | 0 |
| 07:00 | 25 | 0 | 29 | 0 | 34 | 0 | 19 | 0 | * | * | * | * | * | * | 27 | 0 |
| 08:00 | 32 | 0 | 34 | 0 | 50 | 0 | 41 | 0 | * | * | * | * | * | * | 39 | 0 |
| 09:00 | 38 | 0 | 42 | 0 | 27 | 0 | 36 | 0 | * | * | * | * | * | * | 36 | 0 |
| 10:00 | 42 | 0 | 23 | 0 | 44 | 0 | 51 | 0 | * | * | * | * | * | * | 40 | 0 |
| 11:00 | 45 | 0 | 37 | 0 | 51 | 0 | 62 | 0 | * | * | * | * | * | * | 49 | 0 |
| 12:00 PM | 58 | 0 | 52 | 0 | 39 | 0 | 53 | 0 | * | * | * | * | * | * | 50 | 0 |
| 01:00 | 40 | 0 | 39 | 0 | 64 | 0 | 50 | 0 | * | * | * | * | * | * | 48 | 0 |
| 02:00 | 47 | 0 | 48 | 0 | 55 | 0 | * | * | * | * | * | * | * | * | 50 | 0 |
| 03:00 | 58 | 0 | 53 | 0 | 68 | 0 | * | * | * | * | * | * | * | * | 60 | 0 |
| 04:00 | 54 | 0 | 37 | 0 | 53 | 0 | * | * | * | * | * | * | * | * | 48 | 0 |
| 05:00 | 64 | 0 | 54 | 0 | 56 | 0 | * | * | * | * | * | * | * | * | 58 | 0 |
| 06:00 | 15 | 0 | 23 | 0 | 31 | 0 | * | * | * | * | * | * | * | * | 23 | 0 |
| 07:00 | 10 | 0 | 7 | 0 | 18 | 0 | * | * | * | * | * | * | * | * | 12 | 0 |
| 08:00 | 4 | 0 | 7 | 0 | 3 | 0 | * | * | * | * | * | * | * | * | 5 | 0 |
| 09:00 | 2 | 0 | 5 | 0 | 14 | 0 | * | * | * | * | * | * | * | * | 7 | 0 |
| 10:00 | 4 | 0 | 2 | 0 | 3 | 0 | * | * | * | * | * | * | * | * | 3 | 0 |
| 11:00 | 2 | 0 | 0 | 0 | 0 | 0 | * | * | * | * | * | * | * | * | 1 | 0 |
| Lane | 564 | 0 | 507 | 0 | 636 | 0 | 342 | 0 | 0 | 0 | 0 | 0 | 0 | 579 | 0 | |
| Day | 564 | | 507 | | 636 | | 342 | | 0 | | 0 | | 0 | 579 | | |
| AM Peak | 11:00 | - | 09:00 | - | 11:00 | - | 11:00 | - | - | - | - | - | - | 11:00 | - | |
| Vol. | 45 | - | 42 | - | 51 | - | 62 | - | - | - | - | - | - | 49 | - | |
| PM Peak | 17:00 | - | 17:00 | - | 15:00 | - | 12:00 | - | - | - | - | - | - | 15:00 | - | |
| Vol. | 64 | - | 54 | - | 68 | - | 53 | - | - | - | - | - | - | 60 | - | |

| | | | | | | | | |
|-------------|---------|----------|-----|-----|-----|-----|-----|------|
| Comb. Total | 564 | 507 | 960 | 923 | 573 | 657 | 480 | 1148 |
| ADT | ADT 568 | AADT 568 | | | | | | |



City of San Clemente
Engineering Division
 910 Calle Negocio, ste 100
 San Clemente, CA 92780

Project: Stop Warrant
 Project Location: W. Avenida Pico at Boca de la Playa
 Survey Location: Boca de la Playa WB at Ave Pico

Date Start: 18-Feb-15
 Date End: 26-Feb-15

Site Code: BOCAW

Boca De La Playa WB at Pico

| Start Time | 16-Feb-15 | | Tue | | Wed | | Thu | | Fri | | Sat | | Sun | | Week Average | |
|--------------|-----------|---------|-----|---------|-------|---------|-------|---------|-------|---------|-------|---------|-------|---------|--------------|---------|
| | WB | Channel | WB | Channel | WB | Channel | WB | Channel | WB | Channel | WB | Channel | WB | Channel | WB | Channel |
| 12:00 AM | * | * | * | * | * | * | 0 | 0 | 3 | 0 | 4 | 0 | 2 | 0 | 2 | 0 |
| 01:00 | * | * | * | * | * | * | 0 | 0 | 1 | 0 | 3 | 0 | 2 | 0 | 2 | 0 |
| 02:00 | * | * | * | * | * | * | 0 | 0 | 0 | 0 | 4 | 0 | 0 | 0 | 1 | 0 |
| 03:00 | * | * | * | * | * | * | 1 | 0 | 3 | 0 | 0 | 0 | 0 | 0 | 1 | 0 |
| 04:00 | * | * | * | * | * | * | 5 | 0 | 1 | 0 | 5 | 0 | 0 | 0 | 3 | 0 |
| 05:00 | * | * | * | * | * | * | 8 | 0 | 8 | 0 | 4 | 0 | 4 | 0 | 6 | 0 |
| 06:00 | * | * | * | * | * | * | 37 | 0 | 39 | 0 | 25 | 0 | 16 | 0 | 29 | 0 |
| 07:00 | * | * | * | * | * | * | 100 | 0 | 85 | 0 | 32 | 0 | 18 | 0 | 59 | 0 |
| 08:00 | * | * | * | * | * | * | 108 | 0 | 114 | 0 | 63 | 0 | 44 | 0 | 82 | 0 |
| 09:00 | * | * | * | * | * | * | 51 | 0 | 70 | 0 | 85 | 0 | 61 | 0 | 67 | 0 |
| 10:00 | * | * | * | * | * | * | 56 | 0 | 51 | 0 | 76 | 0 | 61 | 0 | 61 | 0 |
| 11:00 | * | * | * | * | * | * | 64 | 0 | 68 | 1 | 81 | 0 | 62 | 0 | 69 | 0 |
| 12:00 PM | * | * | * | * | * | * | 59 | 0 | 54 | 0 | 68 | 0 | 43 | 0 | 56 | 0 |
| 01:00 | * | * | * | * | * | * | 52 | 0 | 48 | 0 | 73 | 0 | 45 | 0 | 54 | 0 |
| 02:00 | * | * | * | * | 74 | 0 | 101 | 0 | 85 | 0 | 60 | 0 | 50 | 0 | 74 | 0 |
| 03:00 | * | * | * | * | 45 | 0 | 74 | 0 | 60 | 0 | 53 | 0 | 54 | 0 | 57 | 0 |
| 04:00 | * | * | * | * | 47 | 0 | 46 | 0 | 64 | 0 | 46 | 0 | 58 | 0 | 52 | 0 |
| 05:00 | * | * | * | * | 36 | 0 | 51 | 0 | 40 | 0 | 31 | 0 | 33 | 0 | 38 | 0 |
| 06:00 | * | * | * | * | 34 | 0 | 30 | 0 | 29 | 0 | 22 | 0 | 15 | 0 | 26 | 0 |
| 07:00 | * | * | * | * | 8 | 0 | 19 | 0 | 26 | 0 | 23 | 0 | 10 | 0 | 17 | 0 |
| 08:00 | * | * | * | * | 13 | 0 | 8 | 0 | 20 | 0 | 15 | 0 | 7 | 0 | 13 | 0 |
| 09:00 | * | * | * | * | 7 | 0 | 12 | 0 | 17 | 0 | 12 | 0 | 10 | 0 | 12 | 0 |
| 10:00 | * | * | * | * | 5 | 0 | 5 | 0 | 4 | 0 | 16 | 0 | 4 | 0 | 7 | 0 |
| 11:00 | * | * | * | * | 0 | 0 | 6 | 0 | 9 | 0 | 13 | 0 | 4 | 0 | 6 | 0 |
| Lane Day | 0 | 0 | 0 | 0 | 269 | 0 | 893 | 0 | 899 | 1 | 814 | 0 | 603 | 0 | 794 | 0 |
| AM Peak Vol. | - | - | - | - | - | - | 08:00 | - | 08:00 | 11:00 | 09:00 | - | 11:00 | - | 08:00 | - |
| PM Peak Vol. | - | - | - | - | 14:00 | - | 14:00 | - | 14:00 | - | 13:00 | - | 16:00 | - | 14:00 | - |



City of San Clemente
Engineering Division
 910 Calle Negocio, ste 100
 San Clemente, CA 92780

Project: Stop Warrant
 Project Location: W. Avenida Pico at Boca de la Playa
 Survey Location: Boca de la Playa WB at Ave Pico

Date Start: 18-Feb-15
 Date End: 26-Feb-15

Site Code: BOCAW

Boca De La Playa WB at Pico

| Start Time | 23-Feb-15 | | Tue | | Wed | | Thu | | Fri | | Sat | | Sun | | Week Average | |
|------------|------------|---------|------------|---------|------------|---------|------------|---------|-----|---------|-----|---------|-----|---------|--------------|---------|
| | WB | Channel | WB | Channel | WB | Channel | WB | Channel | WB | Channel | WB | Channel | WB | Channel | WB | Channel |
| 12:00 AM | 1 | 0 | 0 | 0 | 1 | 0 | 1 | 0 | * | * | * | * | * | * | 1 | 0 |
| 01:00 | 1 | 0 | 1 | 0 | 0 | 0 | 0 | 0 | * | * | * | * | * | * | 0 | 0 |
| 02:00 | 0 | 0 | 2 | 0 | 0 | 0 | 0 | 0 | * | * | * | * | * | * | 0 | 0 |
| 03:00 | 2 | 0 | 1 | 0 | 1 | 0 | 0 | 0 | * | * | * | * | * | * | 1 | 0 |
| 04:00 | 4 | 0 | 3 | 0 | 5 | 0 | 8 | 0 | * | * | * | * | * | * | 5 | 0 |
| 05:00 | 5 | 0 | 12 | 0 | 8 | 0 | 6 | 0 | * | * | * | * | * | * | 8 | 0 |
| 06:00 | 36 | 0 | 43 | 0 | 41 | 0 | 36 | 0 | * | * | * | * | * | * | 39 | 0 |
| 07:00 | 104 | 0 | 133 | 0 | 101 | 0 | 120 | 0 | * | * | * | * | * | * | 114 | 0 |
| 08:00 | 96 | 0 | 109 | 0 | 100 | 0 | 97 | 0 | * | * | * | * | * | * | 100 | 0 |
| 09:00 | 62 | 0 | 74 | 0 | 54 | 0 | 67 | 0 | * | * | * | * | * | * | 64 | 0 |
| 10:00 | 58 | 0 | 51 | 0 | 55 | 0 | 69 | 0 | * | * | * | * | * | * | 58 | 0 |
| 11:00 | 51 | 0 | 47 | 0 | 24 | 0 | 69 | 0 | * | * | * | * | * | * | 48 | 0 |
| 12:00 PM | 57 | 0 | 46 | 0 | 14 | 0 | 59 | 0 | * | * | * | * | * | * | 44 | 0 |
| 01:00 | 39 | 0 | 77 | 0 | 45 | 0 | 50 | 0 | * | * | * | * | * | * | 53 | 0 |
| 02:00 | 81 | 0 | 49 | 0 | 82 | 0 | 56 | 0 | * | * | * | * | * | * | 67 | 0 |
| 03:00 | 62 | 0 | 42 | 0 | 60 | 0 | * | * | * | * | * | * | * | * | 55 | 0 |
| 04:00 | 51 | 0 | 45 | 0 | 48 | 0 | * | * | * | * | * | * | * | * | 48 | 0 |
| 05:00 | 38 | 0 | 49 | 0 | 47 | 0 | * | * | * | * | * | * | * | * | 45 | 0 |
| 06:00 | 17 | 0 | 32 | 0 | 32 | 0 | * | * | * | * | * | * | * | * | 27 | 0 |
| 07:00 | 13 | 0 | 21 | 0 | 16 | 0 | * | * | * | * | * | * | * | * | 17 | 0 |
| 08:00 | 8 | 0 | 6 | 0 | 11 | 0 | * | * | * | * | * | * | * | * | 8 | 0 |
| 09:00 | 13 | 0 | 4 | 0 | 9 | 0 | * | * | * | * | * | * | * | * | 9 | 0 |
| 10:00 | 1 | 0 | 6 | 0 | 7 | 0 | * | * | * | * | * | * | * | * | 5 | 0 |
| 11:00 | 4 | 0 | 3 | 0 | 4 | 0 | * | * | * | * | * | * | * | * | 4 | 0 |
| Lane | 804 | 0 | 856 | 0 | 765 | 0 | 638 | 0 | 0 | 0 | 0 | 0 | 0 | 0 | 820 | 0 |
| Day | 804 | | 856 | | 765 | | 638 | | 0 | | 0 | | 0 | | 820 | |
| AM Peak | 07:00 | - | 07:00 | - | 07:00 | - | 07:00 | - | - | - | - | - | - | - | 07:00 | - |
| Vol. | 104 | - | 133 | - | 101 | - | 120 | - | - | - | - | - | - | - | 114 | - |
| PM Peak | 14:00 | - | 13:00 | - | 14:00 | - | 12:00 | - | - | - | - | - | - | - | 14:00 | - |
| Vol. | 81 | - | 77 | - | 82 | - | 59 | - | - | - | - | - | - | - | 67 | - |

| | | | | | | | | |
|-------------|---------|----------|------|------|-----|-----|-----|------|
| Comb. Total | 804 | 856 | 1034 | 1531 | 900 | 814 | 603 | 1614 |
| ADT | ADT 809 | AADT 809 | | | | | | |

City of San Clemente
Engineering Division

Site Code: 1203BVISTA
Station ID:

Latitude: 0' 0.0000 Undefined

| Start Time | 20-Jul-15 | | Tue | | Wed | | Thu | | Fri | | Sat | | Sun | | Week Average | | |
|------------|-----------|----|-----|----|-----|----|-----|-------|-------|-------|-------|-------|-------|-------|--------------|-------|-------|
| | SB | NB | SB | NB | SB | NB | SB | NB | SB | NB | SB | NB | SB | NB | SB | NB | |
| 12:00 AM | * | * | * | * | * | * | * | * | 8 | 7 | 16 | 4 | 17 | 6 | 14 | 6 | |
| 01:00 | * | * | * | * | * | * | * | * | 2 | 1 | 6 | 5 | 11 | 5 | 6 | 4 | |
| 02:00 | * | * | * | * | * | * | * | * | 1 | 0 | 2 | 2 | 2 | 1 | 2 | 1 | |
| 03:00 | * | * | * | * | * | * | * | * | 1 | 3 | 1 | 2 | 0 | 2 | 1 | 2 | |
| 04:00 | * | * | * | * | * | * | * | * | 1 | 4 | 0 | 0 | 5 | 3 | 2 | 2 | |
| 05:00 | * | * | * | * | * | * | * | * | 3 | 13 | 3 | 9 | 0 | 5 | 2 | 9 | |
| 06:00 | * | * | * | * | * | * | * | * | 7 | 25 | 6 | 11 | 8 | 12 | 7 | 16 | |
| 07:00 | * | * | * | * | * | * | * | * | 18 | 51 | 12 | 31 | 12 | 15 | 14 | 32 | |
| 08:00 | * | * | * | * | * | * | * | * | 31 | 70 | 35 | 50 | 30 | 43 | 32 | 54 | |
| 09:00 | * | * | * | * | * | * | * | * | 31 | 21 | 47 | 43 | 26 | 50 | 35 | 38 | |
| 10:00 | * | * | * | * | * | * | * | * | 41 | 25 | 9 | 1 | 45 | 49 | 32 | 25 | |
| 11:00 | * | * | * | * | * | * | * | * | 16 | 0 | 25 | 28 | 59 | 22 | 33 | 17 | |
| 12:00 PM | * | * | * | * | * | * | * | * | 31 | 5 | 74 | 52 | 12 | 8 | 39 | 22 | |
| 01:00 | * | * | * | * | * | * | * | * | 34 | 21 | 57 | 25 | 0 | 0 | 30 | 15 | |
| 02:00 | * | * | * | * | * | * | * | * | 25 | 2 | 1 | 1 | 21 | 5 | 16 | 3 | |
| 03:00 | * | * | * | * | * | * | * | 18 | 25 | 21 | 0 | 0 | 46 | 2 | 21 | 7 | |
| 04:00 | * | * | * | * | * | * | * | 68 | 37 | 55 | 48 | 10 | 0 | 57 | 1 | 48 | 22 |
| 05:00 | * | * | * | * | * | * | * | 70 | 45 | 91 | 35 | 48 | 22 | 13 | 2 | 56 | 26 |
| 06:00 | * | * | * | * | * | * | * | 73 | 44 | 77 | 43 | 43 | 31 | 24 | 3 | 54 | 30 |
| 07:00 | * | * | * | * | * | * | * | 51 | 43 | 44 | 31 | 42 | 31 | 34 | 3 | 43 | 27 |
| 08:00 | * | * | * | * | * | * | * | 46 | 27 | 45 | 28 | 35 | 27 | 25 | 7 | 38 | 22 |
| 09:00 | * | * | * | * | * | * | * | 32 | 23 | 24 | 12 | 26 | 23 | 16 | 7 | 24 | 16 |
| 10:00 | * | * | * | * | * | * | * | 24 | 16 | 26 | 11 | 41 | 14 | 11 | 2 | 26 | 11 |
| 11:00 | * | * | * | * | * | * | * | 14 | 15 | 21 | 11 | 14 | 3 | 9 | 4 | 14 | 8 |
| Lane | 0 | 0 | 0 | 0 | 0 | 0 | 0 | 396 | 275 | 654 | 467 | 553 | 415 | 483 | 257 | 589 | 415 |
| Day | 0 | | 0 | | 0 | | | 671 | | 1121 | | 968 | | 740 | | 1004 | |
| AM Peak | - | - | - | - | - | - | - | - | - | 10:00 | 08:00 | 09:00 | 08:00 | 11:00 | 09:00 | 09:00 | 08:00 |
| Vol. | - | - | - | - | - | - | - | - | - | 41 | 70 | 47 | 50 | 59 | 50 | 35 | 54 |
| PM Peak | - | - | - | - | - | - | - | 18:00 | 17:00 | 17:00 | 16:00 | 12:00 | 12:00 | 16:00 | 12:00 | 17:00 | 18:00 |
| Vol. | - | - | - | - | - | - | - | 73 | 45 | 91 | 48 | 74 | 52 | 57 | 8 | 56 | 30 |

City of San Clemente
Engineering Division

Site Code: 1203BVISTA
Station ID:

Latitude: 0' 0.0000 Undefined

| Start Time | 27-Jul-15 | | Tue | | Wed | | Thu | | Fri | | Sat | | Sun | | Week Average | |
|------------|-----------|-------|-------|-------|-------|-------|-------|-------|-----|----|-----|----|-----|----|--------------|-------|
| | SB | NB | SB | NB | SB | NB | SB | NB | SB | NB | SB | NB | SB | NB | SB | NB |
| 12:00 AM | 9 | 4 | 2 | 0 | 9 | 8 | 5 | 1 | * | * | * | * | * | * | 6 | 3 |
| 01:00 | 2 | 2 | 1 | 0 | 2 | 3 | 5 | 3 | * | * | * | * | * | * | 2 | 2 |
| 02:00 | 5 | 5 | 1 | 0 | 3 | 1 | 2 | 2 | * | * | * | * | * | * | 3 | 2 |
| 03:00 | 0 | 2 | 2 | 1 | 0 | 4 | 2 | 1 | * | * | * | * | * | * | 1 | 2 |
| 04:00 | 0 | 5 | 0 | 1 | 0 | 4 | 1 | 8 | * | * | * | * | * | * | 0 | 4 |
| 05:00 | 4 | 18 | 5 | 9 | 6 | 14 | 5 | 18 | * | * | * | * | * | * | 5 | 15 |
| 06:00 | 17 | 22 | 13 | 16 | 11 | 29 | 14 | 33 | * | * | * | * | * | * | 14 | 25 |
| 07:00 | 14 | 54 | 20 | 41 | 15 | 58 | 26 | 63 | * | * | * | * | * | * | 19 | 54 |
| 08:00 | 32 | 61 | 41 | 44 | 26 | 44 | 31 | 61 | * | * | * | * | * | * | 32 | 52 |
| 09:00 | 36 | 38 | 35 | 21 | 41 | 51 | 35 | 44 | * | * | * | * | * | * | 37 | 38 |
| 10:00 | 34 | 39 | 48 | 46 | 36 | 41 | 43 | 37 | * | * | * | * | * | * | 40 | 41 |
| 11:00 | 40 | 34 | 37 | 48 | 40 | 31 | 40 | 49 | * | * | * | * | * | * | 39 | 40 |
| 12:00 PM | 49 | 48 | 62 | 37 | 46 | 6 | 46 | 27 | * | * | * | * | * | * | 51 | 30 |
| 01:00 | 41 | 4 | 51 | 40 | 1 | 0 | 23 | 0 | * | * | * | * | * | * | 29 | 11 |
| 02:00 | 0 | 0 | 42 | 17 | 0 | 0 | * | * | * | * | * | * | * | * | 14 | 6 |
| 03:00 | 4 | 0 | 56 | 22 | 0 | 0 | * | * | * | * | * | * | * | * | 20 | 7 |
| 04:00 | 31 | 0 | 15 | 1 | 3 | 1 | * | * | * | * | * | * | * | * | 16 | 1 |
| 05:00 | 28 | 0 | 11 | 0 | 42 | 0 | * | * | * | * | * | * | * | * | 27 | 0 |
| 06:00 | 39 | 0 | 53 | 8 | 66 | 0 | * | * | * | * | * | * | * | * | 53 | 3 |
| 07:00 | 47 | 8 | 46 | 3 | 53 | 8 | * | * | * | * | * | * | * | * | 49 | 6 |
| 08:00 | 27 | 4 | 37 | 5 | 48 | 21 | * | * | * | * | * | * | * | * | 37 | 10 |
| 09:00 | 25 | 9 | 24 | 5 | 28 | 12 | * | * | * | * | * | * | * | * | 26 | 9 |
| 10:00 | 21 | 6 | 19 | 2 | 26 | 10 | * | * | * | * | * | * | * | * | 22 | 6 |
| 11:00 | 4 | 1 | 11 | 5 | 16 | 9 | * | * | * | * | * | * | * | * | 10 | 5 |
| Lane Day | 509 | 364 | 632 | 372 | 518 | 355 | 278 | 347 | 0 | 0 | 0 | 0 | 0 | 0 | 552 | 372 |
| AM Peak | 11:00 | 08:00 | 10:00 | 11:00 | 09:00 | 07:00 | 10:00 | 07:00 | - | - | - | - | - | - | 10:00 | 07:00 |
| Vol. | 40 | 61 | 48 | 48 | 41 | 58 | 43 | 63 | - | - | - | - | - | - | 40 | 54 |
| PM Peak | 12:00 | 12:00 | 12:00 | 13:00 | 18:00 | 20:00 | 12:00 | 12:00 | - | - | - | - | - | - | 18:00 | 12:00 |
| Vol. | 49 | 48 | 62 | 40 | 66 | 21 | 46 | 27 | - | - | - | - | - | - | 53 | 30 |

| | | | | | | | | |
|-------------|---------|----------|-----|------|------|-----|-----|------|
| Comb. Total | 873 | 1004 | 873 | 1296 | 1121 | 968 | 740 | 1928 |
| ADT | ADT 985 | AADT 985 | | | | | | |

City of San Clemente
Engineering Division

Project: Caballeros Traffic Calming
Location: Caballeros south El Oriente

Caballeros_S Oriente_P
Date Start: 16-Oct-18
Date End: 23-Oct-18

| Start Time | 15-Oct-18 | | Tue | | Wed | | Thu | | Fri | | Weekday Average | | Sat | | Sun | |
|------------|-----------|----|------------|-----------|------------|------------|------------|------------|------------|------------|-----------------|------------|-----------|-----------|-----------|-----------|
| | SB | NB | SB | NB | SB | NB | SB | NB | SB | NB | SB | NB | SB | NB | SB | NB |
| 12:00 AM | * | * | * | * | 4 | 5 | 0 | 0 | 1 | 5 | 2 | 3 | 12 | 7 | 3 | 4 |
| 01:00 | * | * | * | * | 1 | 3 | 1 | 2 | 1 | 3 | 1 | 3 | 2 | 4 | 6 | 4 |
| 02:00 | * | * | * | * | 2 | 1 | 1 | 0 | 1 | 2 | 1 | 1 | 1 | 0 | 3 | 9 |
| 03:00 | * | * | * | * | 0 | 1 | 0 | 1 | 1 | 1 | 0 | 1 | 0 | 1 | 0 | 1 |
| 04:00 | * | * | * | * | 2 | 0 | 3 | 1 | 2 | 0 | 2 | 0 | 4 | 1 | 0 | 0 |
| 05:00 | * | * | * | * | 12 | 3 | 8 | 1 | 14 | 5 | 11 | 3 | 2 | 1 | 3 | 1 |
| 06:00 | * | * | * | * | 26 | 20 | 22 | 24 | 19 | 23 | 22 | 22 | 15 | 9 | 9 | 6 |
| 07:00 | * | * | * | * | 136 | 175 | 146 | 163 | 149 | 166 | 144 | 168 | 22 | 21 | 13 | 10 |
| 08:00 | * | * | * | * | 66 | 42 | 64 | 48 | 57 | 58 | 62 | 49 | 47 | 36 | 41 | 17 |
| 09:00 | * | * | * | * | 58 | 40 | 58 | 50 | 72 | 39 | 63 | 43 | 64 | 49 | 39 | 30 |
| 10:00 | * | * | * | * | 55 | 43 | 47 | 47 | 50 | 40 | 51 | 43 | 56 | 46 | 48 | 44 |
| 11:00 | * | * | 65 | 58 | 61 | 44 | 75 | 50 | 61 | 51 | 66 | 51 | 67 | 64 | 47 | 36 |
| 12:00 PM | * | * | 90 | 53 | 112 | 42 | 84 | 49 | 84 | 50 | 92 | 48 | 51 | 51 | 55 | 69 |
| 01:00 | * | * | 54 | 42 | 64 | 58 | 60 | 49 | 65 | 49 | 61 | 50 | 65 | 53 | 55 | 45 |
| 02:00 | * | * | 109 | 87 | 112 | 96 | 106 | 97 | 118 | 100 | 111 | 95 | 51 | 45 | 35 | 38 |
| 03:00 | * | * | 125 | 73 | 122 | 74 | 109 | 67 | 132 | 83 | 122 | 74 | 48 | 43 | 41 | 42 |
| 04:00 | * | * | 81 | 67 | 75 | 55 | 83 | 64 | 82 | 63 | 80 | 62 | 50 | 48 | 47 | 54 |
| 05:00 | * | * | 76 | 66 | 83 | 52 | 87 | 58 | 69 | 55 | 79 | 58 | 50 | 43 | 28 | 36 |
| 06:00 | * | * | 58 | 45 | 49 | 56 | 57 | 53 | 55 | 61 | 55 | 54 | 48 | 32 | 31 | 32 |
| 07:00 | * | * | 23 | 40 | 35 | 41 | 29 | 41 | 23 | 39 | 28 | 40 | 23 | 40 | 24 | 24 |
| 08:00 | * | * | 12 | 30 | 19 | 27 | 20 | 33 | 21 | 31 | 18 | 30 | 25 | 23 | 27 | 32 |
| 09:00 | * | * | 10 | 18 | 12 | 21 | 20 | 14 | 29 | 23 | 18 | 19 | 17 | 21 | 10 | 12 |
| 10:00 | * | * | 5 | 7 | 9 | 14 | 9 | 11 | 34 | 20 | 14 | 13 | 22 | 20 | 6 | 8 |
| 11:00 | * | * | 1 | 5 | 5 | 8 | 3 | 4 | 8 | 11 | 4 | 7 | 13 | 15 | 3 | 1 |
| Total | 0 | 0 | 709 | 591 | 1120 | 921 | 1092 | 927 | 1148 | 978 | 1107 | 937 | 755 | 673 | 574 | 555 |
| Day | 0 | 0 | 1300 | | 2041 | | 2019 | | 2126 | | 2044 | | 1428 | | 1129 | |
| AM Peak | - | - | 11:00 | 11:00 | 07:00 | 07:00 | 07:00 | 07:00 | 07:00 | 07:00 | 07:00 | 07:00 | 11:00 | 11:00 | 10:00 | 10:00 |
| Vol. | - | - | 65 | 58 | 136 | 175 | 146 | 163 | 149 | 166 | 144 | 168 | 67 | 64 | 48 | 44 |
| PM Peak | - | - | 15:00 | 14:00 | 15:00 | 14:00 | 15:00 | 14:00 | 15:00 | 14:00 | 15:00 | 14:00 | 13:00 | 13:00 | 12:00 | 12:00 |
| Vol. | - | - | 125 | 87 | 122 | 96 | 109 | 97 | 132 | 100 | 122 | 95 | 65 | 53 | 55 | 69 |

City of San Clemente
Engineering Division

Project: Caballeros Traffic Calming
Location: Caballeros south El Oriente

Caballeros_S Oriente_P
Date Start: 16-Oct-18
Date End: 23-Oct-18

| Start Time | 22-Oct-18 | | Tue | | Wed | | Thu | | Fri | | Weekday Average | | Sat | | Sun | |
|------------|-----------|-------|-------|-------|-----|----|-----|----|-----|----|-----------------|-------|-----|----|-----|----|
| | SB | NB | SB | NB | SB | NB | SB | NB | SB | NB | SB | NB | SB | NB | SB | NB |
| 12:00 AM | 1 | 1 | 2 | 3 | * | * | * | * | * | * | 2 | 2 | * | * | * | * |
| 01:00 | 0 | 2 | 0 | 3 | * | * | * | * | * | * | 0 | 2 | * | * | * | * |
| 02:00 | 2 | 1 | 0 | 1 | * | * | * | * | * | * | 1 | 1 | * | * | * | * |
| 03:00 | 0 | 2 | 2 | 0 | * | * | * | * | * | * | 1 | 1 | * | * | * | * |
| 04:00 | 0 | 0 | 1 | 0 | * | * | * | * | * | * | 0 | 0 | * | * | * | * |
| 05:00 | 13 | 4 | 13 | 2 | * | * | * | * | * | * | 13 | 3 | * | * | * | * |
| 06:00 | 25 | 14 | 25 | 20 | * | * | * | * | * | * | 25 | 17 | * | * | * | * |
| 07:00 | 68 | 80 | 124 | 170 | * | * | * | * | * | * | 96 | 125 | * | * | * | * |
| 08:00 | 145 | 151 | 56 | 49 | * | * | * | * | * | * | 100 | 100 | * | * | * | * |
| 09:00 | 55 | 56 | 62 | 40 | * | * | * | * | * | * | 58 | 48 | * | * | * | * |
| 10:00 | 49 | 46 | * | * | * | * | * | * | * | * | 49 | 46 | * | * | * | * |
| 11:00 | 61 | 50 | * | * | * | * | * | * | * | * | 61 | 50 | * | * | * | * |
| 12:00 PM | 55 | 63 | * | * | * | * | * | * | * | * | 55 | 63 | * | * | * | * |
| 01:00 | 69 | 44 | * | * | * | * | * | * | * | * | 69 | 44 | * | * | * | * |
| 02:00 | 124 | 107 | * | * | * | * | * | * | * | * | 124 | 107 | * | * | * | * |
| 03:00 | 134 | 67 | * | * | * | * | * | * | * | * | 134 | 67 | * | * | * | * |
| 04:00 | 80 | 72 | * | * | * | * | * | * | * | * | 80 | 72 | * | * | * | * |
| 05:00 | 63 | 53 | * | * | * | * | * | * | * | * | 63 | 53 | * | * | * | * |
| 06:00 | 53 | 42 | * | * | * | * | * | * | * | * | 53 | 42 | * | * | * | * |
| 07:00 | 29 | 34 | * | * | * | * | * | * | * | * | 29 | 34 | * | * | * | * |
| 08:00 | 14 | 30 | * | * | * | * | * | * | * | * | 14 | 30 | * | * | * | * |
| 09:00 | 13 | 16 | * | * | * | * | * | * | * | * | 13 | 16 | * | * | * | * |
| 10:00 | 7 | 12 | * | * | * | * | * | * | * | * | 7 | 12 | * | * | * | * |
| 11:00 | 6 | 6 | * | * | * | * | * | * | * | * | 6 | 6 | * | * | * | * |
| Total | 1066 | 953 | 285 | 288 | 0 | 0 | 0 | 0 | 0 | 0 | 1053 | 941 | 0 | 0 | 0 | 0 |
| Day | 2019 | | 573 | | 0 | | 0 | | 0 | | 1994 | | 0 | | 0 | |
| AM Peak | 08:00 | 08:00 | 07:00 | 07:00 | - | - | - | - | - | - | 08:00 | 07:00 | - | - | - | - |
| Vol. | 145 | 151 | 124 | 170 | - | - | - | - | - | - | 100 | 125 | - | - | - | - |
| PM Peak | 15:00 | 14:00 | - | - | - | - | - | - | - | - | 15:00 | 14:00 | - | - | - | - |
| Vol. | 134 | 107 | - | - | - | - | - | - | - | - | 134 | 107 | - | - | - | - |

| | | | | | | | | |
|-------------|-----------|------------|------|------|------|------|------|------|
| Comb. Total | 2019 | 1873 | 2041 | 2019 | 2126 | 4038 | 1428 | 1129 |
| ADT | ADT 1,819 | AADT 1,819 | | | | | | |



City of San Clemente

Engineering Division

Project: Ola Vista & Ave Cabrillo
 Stop Sign Warrant Analysis
 Traffic Survey - ADT

Site Code: 180CABR
 ECR
 Ola Vista
 Date Start: 05-Jul-11
 Date End: 11-Jul-11
 Date Printed: 12-Jul-11

| Start Time | 04-Jul-11 | | Tue | | Wed | | Thu | | Fri | | Sat | | Sun | | Week Average | |
|------------|-----------|----|-------|-------|-------|-------|-------|-------|-------|-------|-------|-------|-------|-------|--------------|-------|
| | WB | EB | WB | EB | WB | EB | WB | EB | WB | EB | WB | EB | WB | EB | WB | EB |
| 12:00 AM | * | * | * | * | 4 | 1 | 7 | 5 | 9 | 3 | 11 | 10 | 9 | 11 | 8 | 6 |
| 01:00 | * | * | * | * | 1 | 0 | 1 | 2 | 2 | 4 | 10 | 3 | 7 | 7 | 4 | 3 |
| 02:00 | * | * | * | * | 1 | 0 | 3 | 0 | 2 | 3 | 6 | 4 | 7 | 3 | 4 | 2 |
| 03:00 | * | * | * | * | 0 | 2 | 0 | 1 | 0 | 1 | 1 | 2 | 0 | 0 | 0 | 1 |
| 04:00 | * | * | * | * | 0 | 1 | 1 | 0 | 0 | 2 | 1 | 3 | 1 | 0 | 1 | 1 |
| 05:00 | * | * | * | * | 4 | 4 | 3 | 4 | 2 | 3 | 1 | 1 | 1 | 2 | 2 | 3 |
| 06:00 | * | * | * | * | 6 | 10 | 11 | 15 | 10 | 11 | 6 | 4 | 3 | 6 | 7 | 9 |
| 07:00 | * | * | * | * | 25 | 19 | 19 | 14 | 24 | 17 | 12 | 10 | 17 | 7 | 19 | 13 |
| 08:00 | * | * | * | * | 29 | 22 | 38 | 30 | 39 | 31 | 28 | 29 | 19 | 12 | 31 | 25 |
| 09:00 | * | * | * | * | 60 | 32 | 54 | 24 | 44 | 28 | 53 | 26 | 35 | 30 | 49 | 28 |
| 10:00 | * | * | * | * | 54 | 42 | 66 | 51 | 68 | 50 | 66 | 40 | 74 | 46 | 66 | 46 |
| 11:00 | * | * | * | * | 65 | 59 | 74 | 50 | 82 | 61 | 88 | 48 | 87 | 82 | 79 | 60 |
| 12:00 PM | * | * | * | * | 100 | 59 | 106 | 72 | 113 | 98 | 101 | 80 | 152 | 31 | 114 | 68 |
| 01:00 | * | * | * | * | 90 | 71 | 85 | 74 | 95 | 71 | 116 | 107 | 93 | 62 | 96 | 77 |
| 02:00 | * | * | * | * | 70 | 74 | 65 | 72 | 102 | 79 | 97 | 87 | 72 | 59 | 81 | 74 |
| 03:00 | * | * | * | * | 75 | 51 | 58 | 50 | 74 | 58 | 71 | 54 | 63 | 51 | 68 | 53 |
| 04:00 | * | * | 83 | 52 | 80 | 51 | 79 | 49 | 84 | 55 | 90 | 49 | 74 | 70 | 82 | 54 |
| 05:00 | * | * | 67 | 45 | 65 | 29 | 97 | 49 | 97 | 63 | 54 | 47 | 48 | 39 | 71 | 45 |
| 06:00 | * | * | 71 | 46 | 74 | 52 | 81 | 53 | 92 | 79 | 65 | 65 | 33 | 31 | 69 | 54 |
| 07:00 | * | * | 42 | 28 | 54 | 41 | 44 | 51 | 71 | 77 | 53 | 58 | 40 | 45 | 51 | 50 |
| 08:00 | * | * | 29 | 37 | 35 | 28 | 29 | 35 | 59 | 70 | 33 | 53 | 26 | 38 | 35 | 44 |
| 09:00 | * | * | 23 | 29 | 12 | 32 | 21 | 18 | 39 | 43 | 35 | 40 | 16 | 26 | 24 | 31 |
| 10:00 | * | * | 16 | 15 | 11 | 16 | 10 | 17 | 38 | 52 | 17 | 29 | 12 | 11 | 17 | 23 |
| 11:00 | * | * | 4 | 2 | 9 | 9 | 13 | 5 | 9 | 12 | 25 | 26 | 7 | 6 | 11 | 10 |
| Lane | 0 | 0 | 335 | 254 | 924 | 705 | 965 | 741 | 1155 | 971 | 1040 | 875 | 896 | 675 | 989 | 780 |
| Day | 0 | | 589 | | 1629 | | 1706 | | 2126 | | 1915 | | 1571 | | 1769 | |
| AM Peak | | | | | 11:00 | 11:00 | 11:00 | 10:00 | 11:00 | 11:00 | 11:00 | 11:00 | 11:00 | 11:00 | 11:00 | 11:00 |
| Vol. | | | | | 65 | 59 | 74 | 51 | 82 | 61 | 88 | 48 | 87 | 82 | 79 | 60 |
| PM Peak | | | 16:00 | 16:00 | 12:00 | 14:00 | 12:00 | 13:00 | 12:00 | 12:00 | 13:00 | 13:00 | 12:00 | 16:00 | 12:00 | 13:00 |
| Vol. | | | 83 | 52 | 100 | 74 | 106 | 74 | 113 | 98 | 116 | 107 | 152 | 70 | 114 | 77 |



City of San Clemente

Engineering Division

Project: Ola Vista & Ave Cabrillo
 Stop Sign Warrant Analysis
 Traffic Survey - ADT

Site Code: 180CABR
 ECR
 Ola Vista
 Date Start: 05-Jul-11
 Date End: 11-Jul-11
 Date Printed: 12-Jul-11

| Start Time | 11-Jul-11 | | Tue | | Wed | | Thu | | Fri | | Sat | | Sun | | Week Average | |
|------------|-----------|-----------|-----|----|-----|----|-----|----|-----|----|-----|----|-----|----|--------------|-----------|
| | WB | EB | WB | EB | WB | EB | WB | EB | WB | EB | WB | EB | WB | EB | WB | EB |
| 12:00 AM | 3 | 4 | * | * | * | * | * | * | * | * | * | * | * | * | 3 | 4 |
| 01:00 | 0 | 3 | * | * | * | * | * | * | * | * | * | * | * | * | 0 | 3 |
| 02:00 | 1 | 0 | * | * | * | * | * | * | * | * | * | * | * | * | 1 | 0 |
| 03:00 | 0 | 0 | * | * | * | * | * | * | * | * | * | * | * | * | 0 | 0 |
| 04:00 | 0 | 1 | * | * | * | * | * | * | * | * | * | * | * | * | 0 | 1 |
| 05:00 | 4 | 5 | * | * | * | * | * | * | * | * | * | * | * | * | 4 | 5 |
| 06:00 | 7 | 7 | * | * | * | * | * | * | * | * | * | * | * | * | 7 | 7 |
| 07:00 | 25 | 22 | * | * | * | * | * | * | * | * | * | * | * | * | 25 | 22 |
| 08:00 | 27 | 23 | * | * | * | * | * | * | * | * | * | * | * | * | 27 | 23 |
| 09:00 | 59 | 27 | * | * | * | * | * | * | * | * | * | * | * | * | 59 | 27 |
| 10:00 | 12 | 4 | * | * | * | * | * | * | * | * | * | * | * | * | 12 | 4 |
| 11:00 | * | * | * | * | * | * | * | * | * | * | * | * | * | * | * | * |
| 12:00 PM | * | * | * | * | * | * | * | * | * | * | * | * | * | * | * | * |
| 01:00 | * | * | * | * | * | * | * | * | * | * | * | * | * | * | * | * |
| 02:00 | * | * | * | * | * | * | * | * | * | * | * | * | * | * | * | * |
| 03:00 | * | * | * | * | * | * | * | * | * | * | * | * | * | * | * | * |
| 04:00 | * | * | * | * | * | * | * | * | * | * | * | * | * | * | * | * |
| 05:00 | * | * | * | * | * | * | * | * | * | * | * | * | * | * | * | * |
| 06:00 | * | * | * | * | * | * | * | * | * | * | * | * | * | * | * | * |
| 07:00 | * | * | * | * | * | * | * | * | * | * | * | * | * | * | * | * |
| 08:00 | * | * | * | * | * | * | * | * | * | * | * | * | * | * | * | * |
| 09:00 | * | * | * | * | * | * | * | * | * | * | * | * | * | * | * | * |
| 10:00 | * | * | * | * | * | * | * | * | * | * | * | * | * | * | * | * |
| 11:00 | * | * | * | * | * | * | * | * | * | * | * | * | * | * | * | * |
| Lane | 138 | 96 | 0 | 0 | 0 | 0 | 0 | 0 | 0 | 0 | 0 | 0 | 0 | 0 | 138 | 96 |
| Day | 234 | | 0 | | 0 | | 0 | | 0 | | 0 | | 0 | | 234 | |
| AM Peak | 09:00 | 09:00 | | | | | | | | | | | | | 09:00 | 09:00 |
| Vol. | 59 | 27 | | | | | | | | | | | | | 59 | 27 |
| PM Peak | | | | | | | | | | | | | | | | |
| Vol. | | | | | | | | | | | | | | | | |

| | | | | | | | | |
|-------------|-----------|-----|------------|------|------|------|------|------|
| Comb. Total | 234 | 589 | 1629 | 1706 | 2126 | 1915 | 1571 | 2003 |
| ADT | ADT 1,757 | | AADT 1,757 | | | | | |



City of San Clemente

Engineering Division

Project: Ola Vista & Ave Cabrillo
 Stop Sign Warrant Analysis
 Traffic Survey - ADT

Site Code: 204CABR
 Avenida Cabrillo
 W. of Ola Vista
 Date Start: 05-Jul-11
 Date End: 11-Jul-11
 Date Printed: 20-Jul-11

| Start Time | 04-Jul-11 Mon | 05-Jul-11 Tue | 06-Jul-11 Wed | 07-Jul-11 Thu | 08-Jul-11 Fri | 09-Jul-11 Sat | 10-Jul-11 Sun | Week Average |
|-----------------|------------------|------------------|------------------|------------------|------------------|------------------|------------------|-----------------|
| 12:00 AM | * | * | 4 | 14 | 17 | 39 | 25 | 20 |
| 01:00 | * | * | 4 | 8 | 22 | 6 | 21 | 12 |
| 02:00 | * | * | 6 | 6 | 0 | 7 | 10 | 6 |
| 03:00 | * | * | 3 | 3 | 2 | 3 | 5 | 3 |
| 04:00 | * | * | 5 | 5 | 7 | 3 | 0 | 4 |
| 05:00 | * | * | 20 | 14 | 13 | 6 | 9 | 12 |
| 06:00 | * | * | 42 | 49 | 53 | 14 | 22 | 36 |
| 07:00 | * | * | 76 | 62 | 82 | 36 | 34 | 58 |
| 08:00 | * | * | 94 | 107 | 121 | 68 | 53 | 89 |
| 09:00 | * | * | 143 | 136 | 128 | 103 | 156 | 133 |
| 10:00 | * | * | 185 | 164 | 223 | 131 | 203 | 181 |
| 11:00 | * | * | 190 | 209 | 241 | 154 | 259 | 211 |
| 12:00 PM | * | * | 246 | 254 | 262 | 172 | 276 | 242 |
| 01:00 | * | * | 201 | 245 | 224 | 227 | 226 | 225 |
| 02:00 | * | * | 140 | 199 | 260 | 238 | 152 | 198 |
| 03:00 | * | * | 186 | 187 | 182 | 176 | 163 | 179 |
| 04:00 | * | 204 | 185 | 216 | 223 | 184 | 179 | 198 |
| 05:00 | * | 224 | 198 | 207 | 246 | 188 | 129 | 199 |
| 06:00 | * | 174 | 243 | 173 | 248 | 231 | 120 | 198 |
| 07:00 | * | 169 | 151 | 173 | 187 | 222 | 110 | 169 |
| 08:00 | * | 144 | 108 | 123 | 142 | 148 | 98 | 127 |
| 09:00 | * | 90 | 99 | 117 | 98 | 116 | 62 | 97 |
| 10:00 | * | 46 | 50 | 69 | 116 | 125 | 37 | 74 |
| 11:00 | * | 23 | 30 | 34 | 42 | 62 | 16 | 34 |
| Total | 0 | 1074 | 2609 | 2774 | 3139 | 2659 | 2365 | |
| Percentage | 0.0% | 39.7% | 96.5% | 102.6% | 116.0% | 98.3% | 87.4% | |
| AM Peak Vol. | | | 11:00 190 | 11:00 209 | 11:00 241 | 11:00 154 | 11:00 259 | |
| PM Peak Vol. | | 17:00 224 | 12:00 246 | 12:00 254 | 12:00 262 | 14:00 238 | 12:00 276 | |



City of San Clemente

Engineering Division

Project: Ola Vista & Ave Cabrillo
 Stop Sign Warrant Analysis
 Traffic Survey - ADT

Site Code: 180CABR
 ECR
 Ola Vista
 Date Start: 05-Jul-11
 Date End: 11-Jul-11
 Date Printed: 12-Jul-11

| Start Time | 04-Jul-11 | | Tue | | Wed | | Thu | | Fri | | Sat | | Sun | | Week Average | |
|------------|-----------|----|-------|-------|-------|-------|-------|-------|-------|-------|-------|-------|-------|-------|--------------|-------|
| | WB | EB | WB | EB | WB | EB | WB | EB | WB | EB | WB | EB | WB | EB | WB | EB |
| 12:00 AM | * | * | * | * | 4 | 1 | 7 | 5 | 9 | 3 | 11 | 10 | 9 | 11 | 8 | 6 |
| 01:00 | * | * | * | * | 1 | 0 | 1 | 2 | 2 | 4 | 10 | 3 | 7 | 7 | 4 | 3 |
| 02:00 | * | * | * | * | 1 | 0 | 3 | 0 | 2 | 3 | 6 | 4 | 7 | 3 | 4 | 2 |
| 03:00 | * | * | * | * | 0 | 2 | 0 | 1 | 0 | 1 | 1 | 2 | 0 | 0 | 0 | 1 |
| 04:00 | * | * | * | * | 0 | 1 | 1 | 0 | 0 | 2 | 1 | 3 | 1 | 0 | 1 | 1 |
| 05:00 | * | * | * | * | 4 | 4 | 3 | 4 | 2 | 3 | 1 | 1 | 1 | 2 | 2 | 3 |
| 06:00 | * | * | * | * | 6 | 10 | 11 | 15 | 10 | 11 | 6 | 4 | 3 | 6 | 7 | 9 |
| 07:00 | * | * | * | * | 25 | 19 | 19 | 14 | 24 | 17 | 12 | 10 | 17 | 7 | 19 | 13 |
| 08:00 | * | * | * | * | 29 | 22 | 38 | 30 | 39 | 31 | 28 | 29 | 19 | 12 | 31 | 25 |
| 09:00 | * | * | * | * | 60 | 32 | 54 | 24 | 44 | 28 | 53 | 26 | 35 | 30 | 49 | 28 |
| 10:00 | * | * | * | * | 54 | 42 | 66 | 51 | 68 | 50 | 66 | 40 | 74 | 46 | 66 | 46 |
| 11:00 | * | * | * | * | 65 | 59 | 74 | 50 | 82 | 61 | 88 | 48 | 87 | 82 | 79 | 60 |
| 12:00 PM | * | * | * | * | 100 | 59 | 106 | 72 | 113 | 98 | 101 | 80 | 152 | 31 | 114 | 68 |
| 01:00 | * | * | * | * | 90 | 71 | 85 | 74 | 95 | 71 | 116 | 107 | 93 | 62 | 96 | 77 |
| 02:00 | * | * | * | * | 70 | 74 | 65 | 72 | 102 | 79 | 97 | 87 | 72 | 59 | 81 | 74 |
| 03:00 | * | * | * | * | 75 | 51 | 58 | 50 | 74 | 58 | 71 | 54 | 63 | 51 | 68 | 53 |
| 04:00 | * | * | 83 | 52 | 80 | 51 | 79 | 49 | 84 | 55 | 90 | 49 | 74 | 70 | 82 | 54 |
| 05:00 | * | * | 67 | 45 | 65 | 29 | 97 | 49 | 97 | 63 | 54 | 47 | 48 | 39 | 71 | 45 |
| 06:00 | * | * | 71 | 46 | 74 | 52 | 81 | 53 | 92 | 79 | 65 | 65 | 33 | 31 | 69 | 54 |
| 07:00 | * | * | 42 | 28 | 54 | 41 | 44 | 51 | 71 | 77 | 53 | 58 | 40 | 45 | 51 | 50 |
| 08:00 | * | * | 29 | 37 | 35 | 28 | 29 | 35 | 59 | 70 | 33 | 53 | 26 | 38 | 35 | 44 |
| 09:00 | * | * | 23 | 29 | 12 | 32 | 21 | 18 | 39 | 43 | 35 | 40 | 16 | 26 | 24 | 31 |
| 10:00 | * | * | 16 | 15 | 11 | 16 | 10 | 17 | 38 | 52 | 17 | 29 | 12 | 11 | 17 | 23 |
| 11:00 | * | * | 4 | 2 | 9 | 9 | 13 | 5 | 9 | 12 | 25 | 26 | 7 | 6 | 11 | 10 |
| Lane | 0 | 0 | 335 | 254 | 924 | 705 | 965 | 741 | 1155 | 971 | 1040 | 875 | 896 | 675 | 989 | 780 |
| Day | 0 | | 589 | | 1629 | | 1706 | | 2126 | | 1915 | | 1571 | | 1769 | |
| AM Peak | | | | | 11:00 | 11:00 | 11:00 | 10:00 | 11:00 | 11:00 | 11:00 | 11:00 | 11:00 | 11:00 | 11:00 | 11:00 |
| Vol. | | | | | 65 | 59 | 74 | 51 | 82 | 61 | 88 | 48 | 87 | 82 | 79 | 60 |
| PM Peak | | | 16:00 | 16:00 | 12:00 | 14:00 | 12:00 | 13:00 | 12:00 | 12:00 | 13:00 | 13:00 | 12:00 | 16:00 | 12:00 | 13:00 |
| Vol. | | | 83 | 52 | 100 | 74 | 106 | 74 | 113 | 98 | 116 | 107 | 152 | 70 | 114 | 77 |



City of San Clemente

Engineering Division

Project: Ola Vista & Ave Cabrillo
 Stop Sign Warrant Analysis
 Traffic Survey - ADT

Site Code: 180CABR
 ECR
 Ola Vista
 Date Start: 05-Jul-11
 Date End: 11-Jul-11
 Date Printed: 12-Jul-11

| Start Time | 11-Jul-11 | | Tue | | Wed | | Thu | | Fri | | Sat | | Sun | | Week Average | |
|------------|-----------|-----------|-----|----|-----|----|-----|----|-----|----|-----|----|-----|----|--------------|-----------|
| | WB | EB | WB | EB | WB | EB | WB | EB | WB | EB | WB | EB | WB | EB | WB | EB |
| 12:00 AM | 3 | 4 | * | * | * | * | * | * | * | * | * | * | * | * | 3 | 4 |
| 01:00 | 0 | 3 | * | * | * | * | * | * | * | * | * | * | * | * | 0 | 3 |
| 02:00 | 1 | 0 | * | * | * | * | * | * | * | * | * | * | * | * | 1 | 0 |
| 03:00 | 0 | 0 | * | * | * | * | * | * | * | * | * | * | * | * | 0 | 0 |
| 04:00 | 0 | 1 | * | * | * | * | * | * | * | * | * | * | * | * | 0 | 1 |
| 05:00 | 4 | 5 | * | * | * | * | * | * | * | * | * | * | * | * | 4 | 5 |
| 06:00 | 7 | 7 | * | * | * | * | * | * | * | * | * | * | * | * | 7 | 7 |
| 07:00 | 25 | 22 | * | * | * | * | * | * | * | * | * | * | * | * | 25 | 22 |
| 08:00 | 27 | 23 | * | * | * | * | * | * | * | * | * | * | * | * | 27 | 23 |
| 09:00 | 59 | 27 | * | * | * | * | * | * | * | * | * | * | * | * | 59 | 27 |
| 10:00 | 12 | 4 | * | * | * | * | * | * | * | * | * | * | * | * | 12 | 4 |
| 11:00 | * | * | * | * | * | * | * | * | * | * | * | * | * | * | * | * |
| 12:00 PM | * | * | * | * | * | * | * | * | * | * | * | * | * | * | * | * |
| 01:00 | * | * | * | * | * | * | * | * | * | * | * | * | * | * | * | * |
| 02:00 | * | * | * | * | * | * | * | * | * | * | * | * | * | * | * | * |
| 03:00 | * | * | * | * | * | * | * | * | * | * | * | * | * | * | * | * |
| 04:00 | * | * | * | * | * | * | * | * | * | * | * | * | * | * | * | * |
| 05:00 | * | * | * | * | * | * | * | * | * | * | * | * | * | * | * | * |
| 06:00 | * | * | * | * | * | * | * | * | * | * | * | * | * | * | * | * |
| 07:00 | * | * | * | * | * | * | * | * | * | * | * | * | * | * | * | * |
| 08:00 | * | * | * | * | * | * | * | * | * | * | * | * | * | * | * | * |
| 09:00 | * | * | * | * | * | * | * | * | * | * | * | * | * | * | * | * |
| 10:00 | * | * | * | * | * | * | * | * | * | * | * | * | * | * | * | * |
| 11:00 | * | * | * | * | * | * | * | * | * | * | * | * | * | * | * | * |
| Lane | 138 | 96 | 0 | 0 | 0 | 0 | 0 | 0 | 0 | 0 | 0 | 0 | 0 | 0 | 138 | 96 |
| Day | 234 | | 0 | | 0 | | 0 | | 0 | | 0 | | 0 | | 234 | |
| AM Peak | 09:00 | 09:00 | | | | | | | | | | | | | 09:00 | 09:00 |
| Vol. | 59 | 27 | | | | | | | | | | | | | 59 | 27 |
| PM Peak | | | | | | | | | | | | | | | | |
| Vol. | | | | | | | | | | | | | | | | |

| | | | | | | | | |
|-------------|-----------|-----|------------|------|------|------|------|------|
| Comb. Total | 234 | 589 | 1629 | 1706 | 2126 | 1915 | 1571 | 2003 |
| ADT | ADT 1,757 | | AADT 1,757 | | | | | |



City of San Clemente

Engineering Division

Project: Ola Vista & Ave Cabrillo
 Stop Sign Warrant Analysis
 Traffic Survey - ADT

Site Code: 204CABR
 Avenida Cabrillo
 W. of Ola Vista
 Date Start: 05-Jul-11
 Date End: 11-Jul-11
 Date Printed: 11-Jul-11

| Start Time | 04-Jul-11 | | Tue | | Wed | | Thu | | Fri | | Sat | | Sun | | Week Average | |
|------------|-----------|----|-------|-------|-------|-------|-------|-------|-------|-------|-------|-------|-------|-------|--------------|-------|
| | WB | EB | WB | EB | WB | EB | WB | EB | WB | EB | WB | EB | WB | EB | WB | EB |
| 12:00 AM | * | * | * | * | 2 | 2 | 6 | 8 | 9 | 8 | 12 | 27 | 13 | 12 | 8 | 11 |
| 01:00 | * | * | * | * | 4 | 0 | 3 | 5 | 6 | 16 | 0 | 6 | 8 | 13 | 4 | 8 |
| 02:00 | * | * | * | * | 2 | 4 | 3 | 3 | 0 | 0 | 0 | 7 | 4 | 6 | 2 | 4 |
| 03:00 | * | * | * | * | 0 | 3 | 0 | 3 | 0 | 2 | 0 | 3 | 3 | 2 | 1 | 3 |
| 04:00 | * | * | * | * | 1 | 4 | 2 | 3 | 2 | 5 | 0 | 3 | 0 | 0 | 1 | 3 |
| 05:00 | * | * | * | * | 3 | 17 | 1 | 13 | 3 | 10 | 0 | 6 | 3 | 6 | 2 | 10 |
| 06:00 | * | * | * | * | 9 | 33 | 12 | 37 | 13 | 40 | 0 | 14 | 11 | 11 | 9 | 27 |
| 07:00 | * | * | * | * | 42 | 34 | 33 | 29 | 42 | 40 | 0 | 36 | 18 | 16 | 27 | 31 |
| 08:00 | * | * | * | * | 59 | 35 | 60 | 47 | 73 | 48 | 0 | 68 | 26 | 27 | 44 | 45 |
| 09:00 | * | * | * | * | 78 | 65 | 77 | 59 | 66 | 62 | 0 | 103 | 65 | 91 | 57 | 76 |
| 10:00 | * | * | * | * | 77 | 108 | 93 | 71 | 99 | 124 | 0 | 131 | 104 | 99 | 75 | 107 |
| 11:00 | * | * | * | * | 94 | 96 | 83 | 126 | 113 | 128 | 0 | 154 | 122 | 137 | 82 | 128 |
| 12:00 PM | * | * | * | * | 120 | 126 | 100 | 154 | 115 | 147 | 0 | 172 | 117 | 159 | 90 | 152 |
| 01:00 | * | * | * | * | 52 | 149 | 94 | 151 | 94 | 130 | 45 | 182 | 86 | 140 | 74 | 150 |
| 02:00 | * | * | * | * | 17 | 123 | 77 | 122 | 111 | 149 | 106 | 132 | 61 | 91 | 74 | 123 |
| 03:00 | * | * | * | * | 102 | 84 | 86 | 101 | 97 | 85 | 77 | 99 | 70 | 93 | 86 | 92 |
| 04:00 | * | * | 97 | 107 | 87 | 98 | 99 | 117 | 106 | 117 | 91 | 93 | 80 | 99 | 93 | 105 |
| 05:00 | * | * | 113 | 111 | 94 | 104 | 158 | 49 | 120 | 126 | 85 | 103 | 54 | 75 | 104 | 95 |
| 06:00 | * | * | 89 | 85 | 91 | 152 | 173 | 0 | 114 | 134 | 82 | 149 | 50 | 70 | 100 | 98 |
| 07:00 | * | * | 58 | 111 | 67 | 84 | 89 | 84 | 29 | 158 | 73 | 149 | 43 | 67 | 60 | 109 |
| 08:00 | * | * | 38 | 106 | 43 | 65 | 37 | 86 | 0 | 142 | 53 | 95 | 43 | 55 | 36 | 92 |
| 09:00 | * | * | 33 | 57 | 31 | 68 | 36 | 81 | 2 | 96 | 45 | 71 | 23 | 39 | 28 | 69 |
| 10:00 | * | * | 21 | 25 | 17 | 33 | 27 | 42 | 40 | 76 | 29 | 96 | 19 | 18 | 26 | 48 |
| 11:00 | * | * | 10 | 13 | 14 | 16 | 14 | 20 | 13 | 29 | 19 | 43 | 9 | 7 | 13 | 21 |
| Lane | 0 | 0 | 459 | 615 | 1106 | 1503 | 1363 | 1411 | 1267 | 1872 | 717 | 1942 | 1032 | 1333 | 1096 | 1607 |
| Day | 0 | 0 | 1074 | | 2609 | | 2774 | | 3139 | | 2659 | | 2365 | | 2703 | |
| AM Peak | | | | | 11:00 | 10:00 | 10:00 | 11:00 | 11:00 | 11:00 | 00:00 | 11:00 | 11:00 | 11:00 | 11:00 | 11:00 |
| Vol. | | | | | 94 | 108 | 93 | 126 | 113 | 128 | 12 | 154 | 122 | 137 | 82 | 128 |
| PM Peak | | | 17:00 | 17:00 | 12:00 | 18:00 | 18:00 | 12:00 | 17:00 | 19:00 | 14:00 | 13:00 | 12:00 | 12:00 | 17:00 | 12:00 |
| Vol. | | | 113 | 111 | 120 | 152 | 173 | 154 | 120 | 158 | 106 | 182 | 117 | 159 | 104 | 152 |



City of San Clemente

Engineering Division

Project: Ola Vista & Ave Cabrillo
 Stop Sign Warrant Analysis
 Traffic Survey - ADT

Site Code: 204CABR
 Avenida Cabrillo
 W. of Ola Vista
 Date Start: 05-Jul-11
 Date End: 11-Jul-11
 Date Printed: 11-Jul-11

| Start Time | 11-Jul-11 | | Tue | | Wed | | Thu | | Fri | | Sat | | Sun | | Week Average | | | |
|-------------|-----------|-------|------------|----|------|----|------|----|------|----|------|----|------|----|--------------|-----|-------|-------|
| | WB | EB | WB | EB | WB | EB | WB | EB | WB | EB | WB | EB | WB | EB | WB | EB | | |
| 12:00 AM | 6 | 3 | * | * | * | * | * | * | * | * | * | * | * | * | 6 | 3 | | |
| 01:00 | 2 | 2 | * | * | * | * | * | * | * | * | * | * | * | * | 2 | 2 | | |
| 02:00 | 3 | 1 | * | * | * | * | * | * | * | * | * | * | * | * | 3 | 1 | | |
| 03:00 | 0 | 2 | * | * | * | * | * | * | * | * | * | * | * | * | 0 | 2 | | |
| 04:00 | 1 | 4 | * | * | * | * | * | * | * | * | * | * | * | * | 1 | 4 | | |
| 05:00 | 5 | 15 | * | * | * | * | * | * | * | * | * | * | * | * | 5 | 15 | | |
| 06:00 | 10 | 30 | * | * | * | * | * | * | * | * | * | * | * | * | 10 | 30 | | |
| 07:00 | 41 | 41 | * | * | * | * | * | * | * | * | * | * | * | * | 41 | 41 | | |
| 08:00 | 84 | 67 | * | * | * | * | * | * | * | * | * | * | * | * | 84 | 67 | | |
| 09:00 | 57 | 66 | * | * | * | * | * | * | * | * | * | * | * | * | 57 | 66 | | |
| 10:00 | * | * | * | * | * | * | * | * | * | * | * | * | * | * | * | * | | |
| 11:00 | * | * | * | * | * | * | * | * | * | * | * | * | * | * | * | * | | |
| 12:00 PM | * | * | * | * | * | * | * | * | * | * | * | * | * | * | * | * | | |
| 01:00 | * | * | * | * | * | * | * | * | * | * | * | * | * | * | * | * | | |
| 02:00 | * | * | * | * | * | * | * | * | * | * | * | * | * | * | * | * | | |
| 03:00 | * | * | * | * | * | * | * | * | * | * | * | * | * | * | * | * | | |
| 04:00 | * | * | * | * | * | * | * | * | * | * | * | * | * | * | * | * | | |
| 05:00 | * | * | * | * | * | * | * | * | * | * | * | * | * | * | * | * | | |
| 06:00 | * | * | * | * | * | * | * | * | * | * | * | * | * | * | * | * | | |
| 07:00 | * | * | * | * | * | * | * | * | * | * | * | * | * | * | * | * | | |
| 08:00 | * | * | * | * | * | * | * | * | * | * | * | * | * | * | * | * | | |
| 09:00 | * | * | * | * | * | * | * | * | * | * | * | * | * | * | * | * | | |
| 10:00 | * | * | * | * | * | * | * | * | * | * | * | * | * | * | * | * | | |
| 11:00 | * | * | * | * | * | * | * | * | * | * | * | * | * | * | * | * | | |
| Lane | 209 | 231 | 0 | 0 | 0 | 0 | 0 | 0 | 0 | 0 | 0 | 0 | 0 | 0 | 209 | 231 | | |
| Day | 440 | | 0 | | 0 | | 0 | | 0 | | 0 | | 0 | | 440 | | | |
| AM Peak | 08:00 | 08:00 | | | | | | | | | | | | | | | 08:00 | 08:00 |
| Vol. | 84 | 67 | | | | | | | | | | | | | | | 84 | 67 |
| PM Peak | | | | | | | | | | | | | | | | | | |
| Vol. | | | | | | | | | | | | | | | | | | |
| Comb. Total | 440 | | 1074 | | 2609 | | 2774 | | 3139 | | 2659 | | 2365 | | 3143 | | | |
| ADT | ADT 2,716 | | AADT 2,716 | | | | | | | | | | | | | | | |

City of San Clemente Engineering Division

Project: Avenida Cadiz Traffic Calming
Survey Location: 125 Ave Cadiz

cadiz_P
Date Start: 06-Jul-18
Date End: 12-Jul-18

| Start Time | 02-Jul-18 | | Tue | | Wed | | Thu | | Fri | | Weekday Average | | Sat | | Sun | |
|--------------|-----------|----------|----------|----------|----------|----------|----------|----------|------------|------------|-----------------|------------|------------|------------|------------|------------|
| | EB | WB | EB | WB | EB | WB | EB | WB | EB | WB | EB | WB | EB | WB | EB | WB |
| 12:00 AM | * | * | * | * | * | * | * | * | * | * | * | * | 4 | 1 | 4 | 2 |
| 01:00 | * | * | * | * | * | * | * | * | * | * | * | * | 1 | 2 | 5 | 2 |
| 02:00 | * | * | * | * | * | * | * | * | * | * | * | * | 1 | 3 | 1 | 2 |
| 03:00 | * | * | * | * | * | * | * | * | * | * | * | * | 0 | 0 | 0 | 0 |
| 04:00 | * | * | * | * | * | * | * | * | * | * | * | * | 2 | 0 | 1 | 0 |
| 05:00 | * | * | * | * | * | * | * | * | * | * | * | * | 2 | 2 | 2 | 2 |
| 06:00 | * | * | * | * | * | * | * | * | * | * | * | * | 8 | 5 | 1 | 1 |
| 07:00 | * | * | * | * | * | * | * | * | * | * | * | * | 6 | 5 | 7 | 4 |
| 08:00 | * | * | * | * | * | * | * | * | * | * | * | * | 13 | 14 | 9 | 4 |
| 09:00 | * | * | * | * | * | * | * | * | * | * | * | * | 13 | 17 | 12 | 12 |
| 10:00 | * | * | * | * | * | * | * | * | * | * | * | * | 25 | 38 | 15 | 25 |
| 11:00 | * | * | * | * | * | * | * | * | 11 | 24 | 11 | 24 | 15 | 30 | 9 | 17 |
| 12:00 PM | * | * | * | * | * | * | * | * | 18 | 31 | 18 | 31 | 16 | 25 | 16 | 26 |
| 01:00 | * | * | * | * | * | * | * | * | 16 | 26 | 16 | 26 | 9 | 18 | 14 | 24 |
| 02:00 | * | * | * | * | * | * | * | * | 13 | 30 | 13 | 30 | 15 | 21 | 10 | 28 |
| 03:00 | * | * | * | * | * | * | * | * | 17 | 24 | 17 | 24 | 17 | 16 | 11 | 14 |
| 04:00 | * | * | * | * | * | * | * | * | 15 | 21 | 15 | 21 | 10 | 14 | 18 | 11 |
| 05:00 | * | * | * | * | * | * | * | * | 17 | 31 | 17 | 31 | 9 | 17 | 15 | 16 |
| 06:00 | * | * | * | * | * | * | * | * | 17 | 20 | 17 | 20 | 10 | 9 | 10 | 20 |
| 07:00 | * | * | * | * | * | * | * | * | 10 | 28 | 10 | 28 | 13 | 15 | 13 | 18 |
| 08:00 | * | * | * | * | * | * | * | * | 11 | 15 | 11 | 15 | 12 | 17 | 10 | 15 |
| 09:00 | * | * | * | * | * | * | * | * | 3 | 10 | 3 | 10 | 4 | 6 | 3 | 10 |
| 10:00 | * | * | * | * | * | * | * | * | 7 | 10 | 7 | 10 | 5 | 8 | 4 | 7 |
| 11:00 | * | * | * | * | * | * | * | * | 5 | 5 | 5 | 5 | 4 | 1 | 1 | 5 |
| Total | 0 | 0 | 0 | 0 | 0 | 0 | 0 | 0 | 160 | 275 | 160 | 275 | 214 | 284 | 191 | 265 |
| Day | 0 | | 0 | | 0 | | 0 | | 435 | | 435 | | 498 | | 456 | |
| AM Peak | - | - | - | - | - | - | - | - | 11:00 | 11:00 | 11:00 | 11:00 | 10:00 | 10:00 | 10:00 | 10:00 |
| Vol. | - | - | - | - | - | - | - | - | 11 | 24 | 11 | 24 | 25 | 38 | 15 | 25 |
| PM Peak | - | - | - | - | - | - | - | - | 12:00 | 12:00 | 12:00 | 12:00 | 15:00 | 12:00 | 16:00 | 14:00 |
| Vol. | - | - | - | - | - | - | - | - | 18 | 31 | 18 | 31 | 17 | 25 | 18 | 28 |

City of San Clemente Engineering Division

Project: Avenida Cadiz Traffic Calming
Survey Location: 125 Ave Cadiz

cadiz_P
Date Start: 06-Jul-18
Date End: 12-Jul-18

| Start Time | 09-Jul-18 | | Tue | | Wed | | Thu | | Fri | | Weekday Average | | Sat | | Sun | |
|--------------|------------|------------|------------|------------|------------|------------|------------|-----------|----------|----------|-----------------|------------|----------|----------|----------|----------|
| | EB | WB | EB | WB | EB | WB | EB | WB | EB | WB | EB | WB | EB | WB | EB | WB |
| 12:00 AM | 0 | 1 | 1 | 1 | 2 | 0 | 1 | 0 | * | * | 1 | 0 | * | * | * | * |
| 01:00 | 0 | 2 | 0 | 0 | 0 | 0 | 0 | 0 | * | * | 0 | 0 | * | * | * | * |
| 02:00 | 0 | 2 | 0 | 0 | 0 | 1 | 0 | 0 | * | * | 0 | 1 | * | * | * | * |
| 03:00 | 1 | 0 | 0 | 0 | 0 | 1 | 0 | 0 | * | * | 0 | 0 | * | * | * | * |
| 04:00 | 1 | 0 | 1 | 0 | 1 | 0 | 2 | 0 | * | * | 1 | 0 | * | * | * | * |
| 05:00 | 3 | 3 | 5 | 2 | 7 | 2 | 3 | 1 | * | * | 4 | 2 | * | * | * | * |
| 06:00 | 9 | 4 | 5 | 4 | 7 | 6 | 10 | 3 | * | * | 8 | 4 | * | * | * | * |
| 07:00 | 15 | 10 | 10 | 12 | 16 | 12 | 15 | 15 | * | * | 14 | 12 | * | * | * | * |
| 08:00 | 18 | 20 | 19 | 17 | 27 | 16 | 21 | 16 | * | * | 21 | 17 | * | * | * | * |
| 09:00 | 15 | 22 | 14 | 22 | 9 | 16 | 13 | 25 | * | * | 13 | 21 | * | * | * | * |
| 10:00 | 11 | 25 | 22 | 22 | 13 | 16 | * | * | * | * | 15 | 21 | * | * | * | * |
| 11:00 | 24 | 19 | 14 | 27 | 10 | 25 | * | * | * | * | 16 | 24 | * | * | * | * |
| 12:00 PM | 16 | 23 | 16 | 22 | 12 | 28 | * | * | * | * | 15 | 24 | * | * | * | * |
| 01:00 | 12 | 21 | 10 | 20 | 15 | 22 | * | * | * | * | 12 | 21 | * | * | * | * |
| 02:00 | 18 | 18 | 11 | 20 | 11 | 21 | * | * | * | * | 13 | 20 | * | * | * | * |
| 03:00 | 15 | 23 | 17 | 13 | 14 | 25 | * | * | * | * | 15 | 20 | * | * | * | * |
| 04:00 | 20 | 20 | 9 | 18 | 11 | 17 | * | * | * | * | 13 | 18 | * | * | * | * |
| 05:00 | 15 | 26 | 12 | 24 | 16 | 18 | * | * | * | * | 14 | 23 | * | * | * | * |
| 06:00 | 13 | 23 | 14 | 29 | 7 | 34 | * | * | * | * | 11 | 29 | * | * | * | * |
| 07:00 | 10 | 28 | 14 | 18 | 9 | 20 | * | * | * | * | 11 | 22 | * | * | * | * |
| 08:00 | 4 | 10 | 13 | 14 | 13 | 23 | * | * | * | * | 10 | 16 | * | * | * | * |
| 09:00 | 6 | 6 | 4 | 17 | 5 | 9 | * | * | * | * | 5 | 11 | * | * | * | * |
| 10:00 | 3 | 6 | 5 | 6 | 7 | 0 | * | * | * | * | 5 | 4 | * | * | * | * |
| 11:00 | 1 | 4 | 0 | 1 | 4 | 3 | * | * | * | * | 2 | 3 | * | * | * | * |
| Total | 230 | 316 | 216 | 309 | 216 | 315 | 65 | 60 | 0 | 0 | 219 | 313 | 0 | 0 | 0 | 0 |
| Day | 546 | | 525 | | 531 | | 125 | | 0 | | 532 | | 0 | | 0 | |
| AM Peak | 11:00 | 10:00 | 10:00 | 11:00 | 08:00 | 11:00 | 08:00 | 09:00 | - | - | 08:00 | 11:00 | - | - | - | - |
| Vol. | 24 | 25 | 22 | 27 | 27 | 25 | 21 | 25 | - | - | 21 | 24 | - | - | - | - |
| PM Peak | 16:00 | 19:00 | 15:00 | 18:00 | 17:00 | 18:00 | - | - | - | - | 12:00 | 18:00 | - | - | - | - |
| Vol. | 20 | 28 | 17 | 29 | 16 | 34 | - | - | - | - | 15 | 29 | - | - | - | - |

| | | | | | | | | |
|-------------|---------|----------|-----|-----|-----|-----|-----|-----|
| Comb. Total | 546 | 525 | 531 | 125 | 435 | 967 | 498 | 456 |
| ADT | ADT 526 | AADT 526 | | | | | | |

Transportation Studies, Inc.

2640 Walnut Avenue, Ste H

Tustin, CA. 92780

Location : AVENIDA CALAFIA
 Segment : AVE DEL PRESIDENTE TO TERMINUS
 Client : CITY SAN CLEMENT

Site: SAN CLEMENTE
 Date: 01/29/14

| Interval | SB | | | | NB | | | | Combined | | Day: | Wednesday |
|------------|-------|------|-------|----|-------|------|-------|----|----------|-------|-------|-----------|
| | AM | | PM | | AM | | PM | | AM | PM | | |
| 12:00 | 0 | 1 | 14 | 54 | 0 | 2 | 13 | 51 | 0 | 3 | 27 | 105 |
| 12:15 | 1 | | 18 | | 1 | | 16 | | 2 | | 34 | |
| 12:30 | 0 | | 11 | | 1 | | 14 | | 1 | | 25 | |
| 12:45 | 0 | | 11 | | 0 | | 8 | | 0 | | 19 | |
| 01:00 | 0 | 1 | 6 | 46 | 2 | 2 | 12 | 45 | 2 | 3 | 18 | 91 |
| 01:15 | 0 | | 13 | | 0 | | 6 | | 0 | | 19 | |
| 01:30 | 0 | | 9 | | 0 | | 18 | | 0 | | 27 | |
| 01:45 | 1 | | 18 | | 0 | | 9 | | 1 | | 27 | |
| 02:00 | 0 | 1 | 20 | 76 | 1 | 1 | 14 | 60 | 1 | 2 | 34 | 136 |
| 02:15 | 1 | | 22 | | 0 | | 19 | | 1 | | 41 | |
| 02:30 | 0 | | 14 | | 0 | | 14 | | 0 | | 28 | |
| 02:45 | 0 | | 20 | | 0 | | 13 | | 0 | | 33 | |
| 03:00 | 0 | 0 | 13 | 62 | 0 | 0 | 16 | 53 | 0 | 0 | 29 | 115 |
| 03:15 | 0 | | 12 | | 0 | | 12 | | 0 | | 24 | |
| 03:30 | 0 | | 16 | | 0 | | 8 | | 0 | | 24 | |
| 03:45 | 0 | | 21 | | 0 | | 17 | | 0 | | 38 | |
| 04:00 | 0 | 0 | 19 | 60 | 0 | 0 | 14 | 65 | 0 | 0 | 33 | 125 |
| 04:15 | 0 | | 13 | | 0 | | 13 | | 0 | | 26 | |
| 04:30 | 0 | | 14 | | 0 | | 18 | | 0 | | 32 | |
| 04:45 | 0 | | 14 | | 0 | | 20 | | 0 | | 34 | |
| 05:00 | 1 | 7 | 13 | 31 | 0 | 3 | 16 | 56 | 1 | 10 | 29 | 87 |
| 05:15 | 3 | | 5 | | 0 | | 15 | | 3 | | 20 | |
| 05:30 | 1 | | 11 | | 1 | | 8 | | 2 | | 19 | |
| 05:45 | 2 | | 2 | | 2 | | 17 | | 4 | | 19 | |
| 06:00 | 6 | 19 | 3 | 17 | 2 | 21 | 5 | 15 | 8 | 40 | 8 | 32 |
| 06:15 | 1 | | 4 | | 6 | | 4 | | 7 | | 8 | |
| 06:30 | 7 | | 8 | | 3 | | 2 | | 10 | | 10 | |
| 06:45 | 5 | | 2 | | 10 | | 4 | | 15 | | 6 | |
| 07:00 | 4 | 35 | 6 | 21 | 4 | 28 | 6 | 13 | 8 | 63 | 12 | 34 |
| 07:15 | 6 | | 3 | | 8 | | 4 | | 14 | | 7 | |
| 07:30 | 11 | | 4 | | 2 | | 1 | | 13 | | 5 | |
| 07:45 | 14 | | 8 | | 14 | | 2 | | 28 | | 10 | |
| 08:00 | 11 | 54 | 4 | 19 | 9 | 39 | 4 | 19 | 20 | 93 | 8 | 38 |
| 08:15 | 12 | | 4 | | 5 | | 8 | | 17 | | 12 | |
| 08:30 | 16 | | 4 | | 9 | | 5 | | 25 | | 9 | |
| 08:45 | 15 | | 7 | | 16 | | 2 | | 31 | | 9 | |
| 09:00 | 11 | 41 | 2 | 11 | 14 | 55 | 2 | 10 | 25 | 96 | 4 | 21 |
| 09:15 | 8 | | 4 | | 16 | | 2 | | 24 | | 6 | |
| 09:30 | 7 | | 4 | | 16 | | 3 | | 23 | | 7 | |
| 09:45 | 15 | | 1 | | 9 | | 3 | | 24 | | 4 | |
| 10:00 | 9 | 49 | 3 | 10 | 18 | 54 | 6 | 11 | 27 | 103 | 9 | 21 |
| 10:15 | 10 | | 0 | | 11 | | 1 | | 21 | | 1 | |
| 10:30 | 14 | | 2 | | 12 | | 2 | | 26 | | 4 | |
| 10:45 | 16 | | 5 | | 13 | | 2 | | 29 | | 7 | |
| 11:00 | 12 | 50 | 0 | 5 | 6 | 51 | 1 | 3 | 18 | 101 | 1 | 8 |
| 11:15 | 17 | | 1 | | 14 | | 2 | | 31 | | 3 | |
| 11:30 | 10 | | 1 | | 18 | | 0 | | 28 | | 1 | |
| 11:45 | 11 | | 3 | | 13 | | 0 | | 24 | | 3 | |
| Totals | 258 | | 412 | | 256 | | 401 | | 514 | | 813 | |
| Split% | 50.2 | | 50.7 | | 49.8 | | 49.3 | | | | | |
| Day Totals | | 670 | | | | 657 | | | | 1,327 | | |
| Day Splits | | 50.5 | | | | 49.5 | | | | | | |
| Peak Hour | 10:30 | | 02:00 | | 08:45 | | 04:30 | | 10:45 | | 02:00 | |
| Volume | 59 | | 76 | | 62 | | 69 | | 106 | | 136 | |
| Factor | 0.87 | | 0.86 | | 0.97 | | 0.86 | | 0.85 | | 0.83 | |

Transportation Studies, Inc.

2640 Walnut Avenue, Suite L
Tustin, CA. 92780

Location : AVENIDA CALAFIA
Segment : W/O AVENIDA PRESIDENTE
Client : CITY SAN CLEMENT

Site: AN CLEMENTE
Date: 01/09/19

| Interval | EB | | | | WB | | | | Combined | | | | Day: | Wednesday |
|------------|-------|-------|-------|-----|-------|-------|-------|-----|----------|-------|-------|-----|------|-----------|
| | AM | | PM | | AM | | PM | | AM | | PM | | | |
| 12:00 | 2 | 10 | 40 | 147 | 2 | 10 | 46 | 141 | 4 | 20 | 86 | 288 | | |
| 12:15 | 4 | | 46 | | 4 | | 29 | | 8 | | 75 | | | |
| 12:30 | 1 | | 37 | | 4 | | 37 | | 5 | | 74 | | | |
| 12:45 | 3 | | 24 | | 0 | | 29 | | 3 | | 53 | | | |
| 01:00 | 2 | 10 | 31 | 145 | 2 | 12 | 42 | 170 | 4 | 22 | 73 | 315 | | |
| 01:15 | 2 | | 35 | | 3 | | 34 | | 5 | | 69 | | | |
| 01:30 | 4 | | 29 | | 3 | | 42 | | 7 | | 71 | | | |
| 01:45 | 2 | | 50 | | 4 | | 52 | | 6 | | 102 | | | |
| 02:00 | 2 | 9 | 27 | 107 | 2 | 8 | 38 | 173 | 4 | 17 | 65 | 280 | | |
| 02:15 | 6 | | 34 | | 2 | | 35 | | 8 | | 69 | | | |
| 02:30 | 0 | | 24 | | 2 | | 46 | | 2 | | 70 | | | |
| 02:45 | 1 | | 22 | | 2 | | 54 | | 3 | | 76 | | | |
| 03:00 | 0 | 6 | 42 | 127 | 0 | 5 | 40 | 163 | 0 | 11 | 82 | 290 | | |
| 03:15 | 1 | | 30 | | 0 | | 34 | | 1 | | 64 | | | |
| 03:30 | 3 | | 19 | | 1 | | 39 | | 4 | | 58 | | | |
| 03:45 | 2 | | 36 | | 4 | | 50 | | 6 | | 86 | | | |
| 04:00 | 2 | 16 | 29 | 114 | 3 | 13 | 34 | 170 | 5 | 29 | 63 | 284 | | |
| 04:15 | 4 | | 30 | | 2 | | 49 | | 6 | | 79 | | | |
| 04:30 | 4 | | 33 | | 4 | | 51 | | 8 | | 84 | | | |
| 04:45 | 6 | | 22 | | 4 | | 36 | | 10 | | 58 | | | |
| 05:00 | 4 | 30 | 45 | 132 | 4 | 26 | 38 | 176 | 8 | 56 | 83 | 308 | | |
| 05:15 | 12 | | 36 | | 4 | | 52 | | 16 | | 88 | | | |
| 05:30 | 9 | | 27 | | 7 | | 42 | | 16 | | 69 | | | |
| 05:45 | 5 | | 24 | | 11 | | 44 | | 16 | | 68 | | | |
| 06:00 | 13 | 80 | 17 | 66 | 7 | 38 | 38 | 144 | 20 | 118 | 55 | 210 | | |
| 06:15 | 20 | | 15 | | 11 | | 38 | | 31 | | 53 | | | |
| 06:30 | 21 | | 19 | | 6 | | 34 | | 27 | | 53 | | | |
| 06:45 | 26 | | 15 | | 14 | | 34 | | 40 | | 49 | | | |
| 07:00 | 34 | 154 | 23 | 55 | 24 | 114 | 23 | 90 | 58 | 268 | 46 | 145 | | |
| 07:15 | 31 | | 19 | | 11 | | 24 | | 42 | | 43 | | | |
| 07:30 | 44 | | 6 | | 27 | | 24 | | 71 | | 30 | | | |
| 07:45 | 45 | | 7 | | 52 | | 19 | | 97 | | 26 | | | |
| 08:00 | 38 | 135 | 15 | 49 | 50 | 124 | 28 | 90 | 88 | 259 | 43 | 139 | | |
| 08:15 | 25 | | 14 | | 20 | | 20 | | 45 | | 34 | | | |
| 08:30 | 29 | | 12 | | 24 | | 16 | | 53 | | 28 | | | |
| 08:45 | 43 | | 8 | | 30 | | 26 | | 73 | | 34 | | | |
| 09:00 | 35 | 154 | 8 | 36 | 28 | 113 | 18 | 56 | 63 | 267 | 26 | 92 | | |
| 09:15 | 61 | | 12 | | 20 | | 12 | | 81 | | 24 | | | |
| 09:30 | 38 | | 8 | | 36 | | 18 | | 74 | | 26 | | | |
| 09:45 | 20 | | 8 | | 29 | | 8 | | 49 | | 16 | | | |
| 10:00 | 36 | 135 | 12 | 26 | 32 | 120 | 11 | 41 | 68 | 255 | 23 | 67 | | |
| 10:15 | 38 | | 8 | | 30 | | 10 | | 68 | | 18 | | | |
| 10:30 | 27 | | 4 | | 28 | | 14 | | 55 | | 18 | | | |
| 10:45 | 34 | | 2 | | 30 | | 6 | | 64 | | 8 | | | |
| 11:00 | 44 | 145 | 4 | 15 | 31 | 147 | 6 | 28 | 75 | 292 | 10 | 43 | | |
| 11:15 | 42 | | 4 | | 48 | | 10 | | 90 | | 14 | | | |
| 11:30 | 24 | | 3 | | 36 | | 4 | | 60 | | 7 | | | |
| 11:45 | 35 | | 4 | | 32 | | 8 | | 67 | | 12 | | | |
| Totals | 884 | | 1,019 | | 730 | | 1,442 | | 1,614 | | 2,461 | | | |
| Split% | 54.8 | | 41.4 | | 45.2 | | 58.6 | | | | | | | |
| Day Totals | | 1,903 | | | | 2,172 | | | | 4,075 | | | | |
| Day Splits | | 46.7 | | | | 53.3 | | | | | | | | |
| Peak Hour | 08:45 | | 12:00 | | 07:30 | | 03:45 | | 07:30 | | 01:00 | | | |
| Volume | 177 | | 147 | | 149 | | 184 | | 301 | | 315 | | | |
| Factor | 0.73 | | 0.80 | | 0.72 | | 0.90 | | 0.78 | | 0.77 | | | |



Calle Campana Alley
Traffic Calming Project

City of San Clemente

Engineering Division

Site Code: 610 CAMP
610 Cl. Campana

Date Start: 05-Jan-12
Date End: 17-Jan-12
Date Printed: 23-Jan-12

| Start Time | 02-Jan-12 | | Tue | | Wed | | Thu | | Fri | | Sat | | Sun | | Week Average | |
|------------|-----------|----|-----|----|-----|----|-------|-------|-------|-------|-------|-------|-------|-------|--------------|-------|
| | SB | NB | SB | NB | SB | NB | SB | NB | SB | NB | SB | NB | SB | NB | SB | NB |
| 12:00 AM | * | * | * | * | * | * | * | * | 2 | 0 | 4 | 0 | 2 | 0 | 3 | 0 |
| 01:00 | * | * | * | * | * | * | * | * | 1 | 0 | 0 | 1 | 1 | 0 | 1 | 0 |
| 02:00 | * | * | * | * | * | * | * | * | 0 | 1 | 0 | 0 | 0 | 0 | 0 | 0 |
| 03:00 | * | * | * | * | * | * | * | * | 0 | 0 | 0 | 0 | 0 | 0 | 0 | 0 |
| 04:00 | * | * | * | * | * | * | * | * | 1 | 0 | 0 | 0 | 0 | 1 | 0 | 0 |
| 05:00 | * | * | * | * | * | * | * | * | 2 | 0 | 3 | 0 | 4 | 1 | 3 | 0 |
| 06:00 | * | * | * | * | * | * | * | * | 2 | 0 | 0 | 1 | 2 | 1 | 1 | 1 |
| 07:00 | * | * | * | * | * | * | * | * | 9 | 1 | 2 | 0 | 0 | 0 | 4 | 0 |
| 08:00 | * | * | * | * | * | * | * | * | 5 | 0 | 2 | 1 | 3 | 0 | 3 | 0 |
| 09:00 | * | * | * | * | * | * | * | * | 3 | 1 | 3 | 2 | 4 | 2 | 3 | 2 |
| 10:00 | * | * | * | * | * | * | * | * | 2 | 1 | 6 | 2 | 3 | 1 | 4 | 1 |
| 11:00 | * | * | * | * | * | * | * | * | 4 | 1 | 4 | 2 | 1 | 0 | 3 | 1 |
| 12:00 PM | * | * | * | * | * | * | * | * | 5 | 1 | 4 | 5 | 6 | 1 | 5 | 2 |
| 01:00 | * | * | * | * | * | * | * | * | 7 | 4 | 3 | 1 | 10 | 1 | 7 | 2 |
| 02:00 | * | * | * | * | * | * | 8 | 4 | 1 | 5 | 10 | 1 | 6 | 0 | 6 | 2 |
| 03:00 | * | * | * | * | * | * | 7 | 2 | 13 | 4 | 7 | 0 | 9 | 0 | 9 | 2 |
| 04:00 | * | * | * | * | * | * | 9 | 3 | 10 | 1 | 11 | 2 | 2 | 1 | 8 | 2 |
| 05:00 | * | * | * | * | * | * | 9 | 0 | 9 | 1 | 5 | 0 | 6 | 1 | 7 | 0 |
| 06:00 | * | * | * | * | * | * | 3 | 1 | 6 | 1 | 10 | 2 | 5 | 2 | 6 | 2 |
| 07:00 | * | * | * | * | * | * | 4 | 0 | 8 | 2 | 4 | 1 | 4 | 2 | 5 | 1 |
| 08:00 | * | * | * | * | * | * | 3 | 0 | 5 | 1 | 3 | 0 | 6 | 0 | 4 | 0 |
| 09:00 | * | * | * | * | * | * | 1 | 1 | 8 | 4 | 1 | 1 | 4 | 0 | 4 | 2 |
| 10:00 | * | * | * | * | * | * | 6 | 1 | 8 | 1 | 6 | 2 | 5 | 3 | 6 | 2 |
| 11:00 | * | * | * | * | * | * | 1 | 2 | 1 | 0 | 6 | 0 | 2 | 1 | 2 | 1 |
| Lane | 0 | 0 | 0 | 0 | 0 | 0 | 51 | 14 | 112 | 30 | 94 | 24 | 85 | 18 | 94 | 23 |
| Day | 0 | 0 | 0 | 0 | 0 | 0 | 65 | 14 | 142 | 30 | 118 | 24 | 103 | 18 | 117 | 23 |
| AM Peak | | | | | | | | | 07:00 | 02:00 | 10:00 | 09:00 | 05:00 | 09:00 | 07:00 | 09:00 |
| Vol. | | | | | | | | | 9 | 1 | 6 | 2 | 4 | 2 | 4 | 2 |
| PM Peak | | | | | | | 16:00 | 14:00 | 15:00 | 14:00 | 16:00 | 12:00 | 13:00 | 22:00 | 15:00 | 12:00 |
| Vol. | | | | | | | 9 | 4 | 13 | 5 | 11 | 5 | 10 | 3 | 9 | 2 |



Calle Campana Alley
Traffic Calming Project

City of San Clemente

Engineering Division

Site Code: 610 CAMP
610 Cl. Campana

Date Start: 05-Jan-12
Date End: 17-Jan-12
Date Printed: 23-Jan-12

| Start Time | 09-Jan-12 | | Tue | | Wed | | Thu | | Fri | | Sat | | Sun | | Week Average | |
|------------|-----------|-------|-------|-------|-------|-------|-------|-------|-------|-------|-------|-------|-------|-------|--------------|-------|
| | SB | NB | SB | NB | SB | NB | SB | NB | SB | NB | SB | NB | SB | NB | SB | NB |
| 12:00 AM | 0 | 0 | 1 | 0 | 1 | 0 | 0 | 1 | 0 | 0 | 2 | 0 | 1 | 2 | 1 | 0 |
| 01:00 | 0 | 0 | 1 | 0 | 1 | 0 | 0 | 1 | 2 | 0 | 1 | 1 | 2 | 1 | 1 | 0 |
| 02:00 | 0 | 0 | 0 | 0 | 0 | 0 | 0 | 0 | 0 | 0 | 1 | 0 | 0 | 1 | 0 | 0 |
| 03:00 | 0 | 0 | 0 | 0 | 0 | 0 | 0 | 0 | 0 | 0 | 0 | 0 | 0 | 0 | 0 | 0 |
| 04:00 | 0 | 0 | 0 | 0 | 1 | 0 | 1 | 0 | 1 | 0 | 0 | 0 | 1 | 0 | 1 | 0 |
| 05:00 | 3 | 1 | 0 | 0 | 2 | 0 | 2 | 0 | 0 | 0 | 2 | 0 | 1 | 0 | 1 | 0 |
| 06:00 | 3 | 1 | 2 | 1 | 4 | 1 | 3 | 0 | 1 | 1 | 0 | 0 | 0 | 0 | 2 | 1 |
| 07:00 | 14 | 1 | 8 | 2 | 11 | 1 | 10 | 1 | 5 | 2 | 3 | 0 | 3 | 1 | 8 | 1 |
| 08:00 | 5 | 0 | 7 | 1 | 6 | 0 | 4 | 1 | 6 | 2 | 4 | 2 | 4 | 1 | 5 | 1 |
| 09:00 | 3 | 0 | 5 | 0 | 2 | 0 | 5 | 0 | 3 | 3 | 4 | 2 | 8 | 0 | 4 | 1 |
| 10:00 | 7 | 0 | 3 | 0 | 4 | 1 | 3 | 1 | 8 | 1 | 9 | 1 | 5 | 2 | 6 | 1 |
| 11:00 | 4 | 2 | 3 | 0 | 6 | 0 | 3 | 1 | 2 | 1 | 6 | 0 | 6 | 1 | 4 | 1 |
| 12:00 PM | 5 | 0 | 5 | 2 | 5 | 2 | 4 | 4 | 4 | 1 | 2 | 3 | 6 | 0 | 4 | 2 |
| 01:00 | 4 | 2 | 4 | 1 | 6 | 1 | 7 | 2 | 4 | 2 | 7 | 2 | 3 | 1 | 5 | 2 |
| 02:00 | 5 | 0 | 6 | 2 | 6 | 3 | 9 | 0 | 8 | 0 | 2 | 1 | 4 | 3 | 6 | 1 |
| 03:00 | 5 | 2 | 11 | 3 | 4 | 3 | 8 | 2 | 7 | 0 | 9 | 3 | 2 | 1 | 7 | 2 |
| 04:00 | 7 | 0 | 6 | 1 | 8 | 1 | 9 | 2 | 5 | 1 | 4 | 2 | 7 | 3 | 7 | 1 |
| 05:00 | 10 | 2 | 5 | 2 | 5 | 0 | 8 | 1 | 2 | 1 | 2 | 3 | 9 | 2 | 6 | 2 |
| 06:00 | 2 | 3 | 3 | 4 | 4 | 3 | 5 | 0 | 8 | 0 | 7 | 1 | 10 | 1 | 6 | 2 |
| 07:00 | 8 | 1 | 4 | 0 | 3 | 1 | 4 | 1 | 4 | 0 | 4 | 1 | 1 | 1 | 4 | 1 |
| 08:00 | 1 | 1 | 4 | 0 | 9 | 2 | 3 | 0 | 1 | 1 | 1 | 0 | 1 | 0 | 3 | 1 |
| 09:00 | 5 | 4 | 6 | 0 | 6 | 0 | 4 | 1 | 5 | 0 | 5 | 1 | 1 | 2 | 5 | 1 |
| 10:00 | 1 | 0 | 3 | 5 | 4 | 1 | 3 | 1 | 5 | 1 | 5 | 4 | 3 | 0 | 3 | 2 |
| 11:00 | 2 | 0 | 3 | 0 | 3 | 0 | 1 | 2 | 2 | 2 | 3 | 1 | 0 | 0 | 2 | 1 |
| Lane | 94 | 20 | 90 | 24 | 101 | 20 | 96 | 22 | 83 | 19 | 83 | 28 | 78 | 23 | 91 | 24 |
| Day | 114 | | 114 | | 121 | | 118 | | 102 | | 111 | | 101 | | 115 | |
| AM Peak | 07:00 | 11:00 | 07:00 | 07:00 | 07:00 | 06:00 | 07:00 | 00:00 | 10:00 | 09:00 | 10:00 | 08:00 | 09:00 | 00:00 | 07:00 | 06:00 |
| Vol. | 14 | 2 | 8 | 2 | 11 | 1 | 10 | 1 | 8 | 3 | 9 | 2 | 8 | 2 | 8 | 1 |
| PM Peak | 17:00 | 21:00 | 15:00 | 22:00 | 20:00 | 14:00 | 14:00 | 12:00 | 14:00 | 13:00 | 15:00 | 22:00 | 18:00 | 14:00 | 15:00 | 12:00 |
| Vol. | 10 | 4 | 11 | 5 | 9 | 3 | 9 | 4 | 8 | 2 | 9 | 4 | 10 | 3 | 7 | 2 |



Calle Campana Alley
Traffic Calming Project

City of San Clemente

Engineering Division

Site Code: 610 CAMP
610 Cl. Campana

Date Start: 05-Jan-12
Date End: 17-Jan-12
Date Printed: 23-Jan-12

| Start Time | 16-Jan-12 | | Tue | | Wed | | Thu | | Fri | | Sat | | Sun | | Week Average | |
|------------|-----------|-------|-------|-------|-----|----|-----|----|-----|----|-----|----|-----|----|--------------|-------|
| | SB | NB | SB | NB | SB | NB | SB | NB | SB | NB | SB | NB | SB | NB | SB | NB |
| 12:00 AM | 1 | 1 | 0 | 0 | * | * | * | * | * | * | * | * | * | * | 0 | 0 |
| 01:00 | 0 | 1 | 0 | 0 | * | * | * | * | * | * | * | * | * | * | 0 | 0 |
| 02:00 | 1 | 0 | 0 | 0 | * | * | * | * | * | * | * | * | * | * | 0 | 0 |
| 03:00 | 0 | 0 | 0 | 0 | * | * | * | * | * | * | * | * | * | * | 0 | 0 |
| 04:00 | 3 | 0 | 0 | 0 | * | * | * | * | * | * | * | * | * | * | 2 | 0 |
| 05:00 | 1 | 0 | 0 | 0 | * | * | * | * | * | * | * | * | * | * | 0 | 0 |
| 06:00 | 2 | 0 | 0 | 0 | * | * | * | * | * | * | * | * | * | * | 1 | 0 |
| 07:00 | 6 | 0 | 8 | 0 | * | * | * | * | * | * | * | * | * | * | 7 | 0 |
| 08:00 | 2 | 2 | 7 | 3 | * | * | * | * | * | * | * | * | * | * | 4 | 2 |
| 09:00 | 0 | 1 | 3 | 0 | * | * | 1 | 3 | * | * | * | * | * | * | 2 | 0 |
| 10:00 | 2 | 0 | 2 | 0 | * | * | * | * | * | * | * | * | * | * | 2 | 0 |
| 11:00 | 2 | 0 | 5 | 0 | * | * | * | * | * | * | * | * | * | * | 4 | 0 |
| 12:00 PM | 5 | 0 | 9 | 2 | * | * | * | * | * | * | * | * | * | * | 7 | 1 |
| 01:00 | 3 | 0 | * | * | * | * | * | * | * | * | * | * | * | * | 3 | 0 |
| 02:00 | 5 | 1 | * | * | * | * | * | * | * | * | * | * | * | * | 5 | 1 |
| 03:00 | 3 | 2 | * | * | * | * | * | * | * | * | * | * | * | * | 3 | 2 |
| 04:00 | 2 | 1 | * | * | * | * | * | * | * | * | * | * | * | * | 2 | 1 |
| 05:00 | 0 | 0 | * | * | * | * | * | * | * | * | * | * | * | * | 0 | 0 |
| 06:00 | 0 | 0 | * | * | * | * | * | * | * | * | * | * | * | * | 0 | 0 |
| 07:00 | 0 | 0 | * | * | * | * | * | * | * | * | * | * | * | * | 0 | 0 |
| 08:00 | 0 | 0 | * | * | * | * | * | * | * | * | * | * | * | * | 0 | 0 |
| 09:00 | 0 | 0 | * | * | * | * | * | * | * | * | * | * | * | * | 0 | 0 |
| 10:00 | 0 | 0 | * | * | * | * | * | * | * | * | * | * | * | * | 0 | 0 |
| 11:00 | 0 | 0 | * | * | * | * | * | * | * | * | * | * | * | * | 0 | 0 |
| Lane | 38 | 9 | 34 | 5 | 0 | 0 | 0 | 0 | 0 | 0 | 0 | 0 | 0 | 42 | 7 | |
| Day | 47 | | 39 | | 0 | 0 | 0 | 0 | 0 | 0 | 0 | 0 | 0 | 49 | | |
| AM Peak | 07:00 | 08:00 | 07:00 | 08:00 | | | | | | | | | | | 07:00 | 08:00 |
| Vol. | 6 | 2 | 8 | 3 | | | | | | | | | | 7 | 2 | |
| PM Peak | 12:00 | 15:00 | 12:00 | 12:00 | | | | | | | | | | | 12:00 | 15:00 |
| Vol. | 5 | 2 | 9 | 2 | | | | | | | | | | 7 | 2 | |

| | | | | | | | | |
|-------------|---------|----------|-----|-----|-----|-----|-----|-----|
| Comb. Total | 161 | 153 | 121 | 183 | 244 | 229 | 204 | 281 |
| ADT | ADT 109 | AADT 109 | | | | | | |



City of San Clemente

Engineering Division

Site Code: NB CAP

Project: Camino Capistrano Traffic Calming
Speed Survey Data

Date Start: 17-Apr-13
Date End: 23-Apr-13
Capistrano NB at V Breve processed

| Start Time | Mon 15-Apr-13 | Tue 16-Apr-13 | Wed 17-Apr-13 | Thu 18-Apr-13 | Fri 19-Apr-13 | Average Day | Sat 20-Apr-13 | Sun 21-Apr-13 | Week Average |
|--------------|------------------|------------------|------------------|------------------|------------------|----------------|------------------|------------------|-----------------|
| 12:00 AM | * | * | * | 12 | 6 | 9 | 10 | 13 | 10 |
| 01:00 | * | * | * | 3 | 1 | 2 | 6 | 10 | 5 |
| 02:00 | * | * | * | 2 | 2 | 2 | 2 | 6 | 3 |
| 03:00 | * | * | * | 2 | 3 | 2 | 5 | 3 | 3 |
| 04:00 | * | * | * | 13 | 10 | 12 | 6 | 5 | 8 |
| 05:00 | * | * | * | 18 | 18 | 18 | 8 | 7 | 13 |
| 06:00 | * | * | * | 46 | 52 | 49 | 18 | 11 | 32 |
| 07:00 | * | * | * | 115 | 97 | 106 | 65 | 46 | 81 |
| 08:00 | * | * | * | 202 | 210 | 206 | 91 | 60 | 141 |
| 09:00 | * | * | * | 140 | 167 | 154 | 146 | 83 | 134 |
| 10:00 | * | * | * | 167 | 142 | 154 | 174 | 137 | 155 |
| 11:00 | * | * | 179 | 169 | 182 | 177 | 251 | 176 | 191 |
| 12:00 PM | * | * | 162 | 169 | 188 | 173 | 265 | 232 | 203 |
| 01:00 | * | * | 148 | 157 | 194 | 166 | 288 | 216 | 201 |
| 02:00 | * | * | 186 | 175 | 202 | 188 | 179 | 148 | 178 |
| 03:00 | * | * | 206 | 232 | 302 | 247 | 198 | 148 | 217 |
| 04:00 | * | * | 177 | 206 | 247 | 210 | 164 | 176 | 194 |
| 05:00 | * | * | 152 | 182 | 238 | 191 | 155 | 128 | 171 |
| 06:00 | * | * | 157 | 141 | 142 | 147 | 112 | 104 | 131 |
| 07:00 | * | * | 99 | 99 | 121 | 106 | 86 | 95 | 100 |
| 08:00 | * | * | 71 | 74 | 84 | 76 | 74 | 66 | 74 |
| 09:00 | * | * | 52 | 31 | 43 | 42 | 70 | 29 | 45 |
| 10:00 | * | * | 27 | 19 | 39 | 28 | 44 | 24 | 31 |
| 11:00 | * | * | 7 | 19 | 20 | 15 | 20 | 6 | 14 |
| Day Total | 0 | 0 | 1623 | 2393 | 2710 | 2480 | 2437 | 1929 | 2335 |
| % Avg. WkDay | 0.0% | 0.0% | 65.4% | 96.5% | 109.3% | | | | |
| % Avg. Week | 0.0% | 0.0% | 69.5% | 102.5% | 116.1% | 106.2% | 104.4% | 82.6% | |
| AM Peak | | | 11:00 | 08:00 | 08:00 | 08:00 | 11:00 | 11:00 | 11:00 |
| Vol. | | | 179 | 202 | 210 | 206 | 251 | 176 | 191 |
| PM Peak | | | 15:00 | 15:00 | 15:00 | 15:00 | 13:00 | 12:00 | 15:00 |
| Vol. | | | 206 | 232 | 302 | 247 | 288 | 232 | 217 |



City of San Clemente

Engineering Division

Site Code: NB CAP

Project: Camino Capistrano Traffic Calming
Speed Survey Data

Date Start: 17-Apr-13
Date End: 23-Apr-13
Capistrano NB at V Breve processed

| Start Time | Mon 22-Apr-13 | Tue 23-Apr-13 | Wed 24-Apr-13 | Thu 25-Apr-13 | Fri 26-Apr-13 | Average Day | Sat 27-Apr-13 | Sun 28-Apr-13 | Week Average |
|--------------|------------------|------------------|------------------|------------------|------------------|----------------|------------------|------------------|-----------------|
| 12:00 AM | 4 | 3 | * | * | * | 4 | * | * | 4 |
| 01:00 | 3 | 0 | * | * | * | 2 | * | * | 2 |
| 02:00 | 1 | 1 | * | * | * | 1 | * | * | 1 |
| 03:00 | 5 | 3 | * | * | * | 4 | * | * | 4 |
| 04:00 | 10 | 14 | * | * | * | 12 | * | * | 12 |
| 05:00 | 22 | 19 | * | * | * | 20 | * | * | 20 |
| 06:00 | 36 | 58 | * | * | * | 47 | * | * | 47 |
| 07:00 | 108 | 107 | * | * | * | 108 | * | * | 108 |
| 08:00 | 196 | 149 | * | * | * | 172 | * | * | 172 |
| 09:00 | 142 | 178 | * | * | * | 160 | * | * | 160 |
| 10:00 | 136 | 146 | * | * | * | 141 | * | * | 141 |
| 11:00 | 147 | 156 | * | * | * | 152 | * | * | 152 |
| 12:00 PM | 186 | 160 | * | * | * | 173 | * | * | 173 |
| 01:00 | 173 | * | * | * | * | 173 | * | * | 173 |
| 02:00 | 172 | * | * | * | * | 172 | * | * | 172 |
| 03:00 | 224 | * | * | * | * | 224 | * | * | 224 |
| 04:00 | 187 | * | * | * | * | 187 | * | * | 187 |
| 05:00 | 186 | * | * | * | * | 186 | * | * | 186 |
| 06:00 | 134 | * | * | * | * | 134 | * | * | 134 |
| 07:00 | 87 | * | * | * | * | 87 | * | * | 87 |
| 08:00 | 53 | * | * | * | * | 53 | * | * | 53 |
| 09:00 | 32 | * | * | * | * | 32 | * | * | 32 |
| 10:00 | 20 | * | * | * | * | 20 | * | * | 20 |
| 11:00 | 9 | * | * | * | * | 9 | * | * | 9 |
| Day Total | 2273 | 994 | 0 | 0 | 0 | 2273 | 0 | 0 | 2273 |
| % Avg. WkDay | 100.0% | 43.7% | 0.0% | 0.0% | 0.0% | | | | |
| % Avg. Week | 100.0% | 43.7% | 0.0% | 0.0% | 0.0% | 100.0% | 0.0% | 0.0% | |
| AM Peak | 08:00 | 09:00 | | | | 08:00 | | | 08:00 |
| Vol. | 196 | 178 | | | | 172 | | | 172 |
| PM Peak | 15:00 | 12:00 | | | | 15:00 | | | 15:00 |
| Vol. | 224 | 160 | | | | 224 | | | 224 |
| Grand Total | 2273 | 994 | 1623 | 2393 | 2710 | 4753 | 2437 | 1929 | 4608 |
| ADT | | ADT 2,331 | | | AADT 2,331 | | | | |

Transportation Studies, Inc.

2640 Walnut Avenue, Suite L
Tustin, CA. 92780

Location : CAMINO CAPISTRANO
Segment : E/O EL CAMINO REAL
Client : CITY SAN CLEMENT

Site: AN CLEMENTE
Date: 02/12/19

| Interval | EB | | | | WB | | | | Combined | | | | Day: | Tuesday |
|------------|-------|-------|-------|-----|-------|-------|-------|-----|----------|-------|-------|-----|------|---------|
| | AM | | PM | | AM | | PM | | AM | | PM | | | |
| 12:00 | 4 | 12 | 80 | 336 | 1 | 9 | 74 | 284 | 5 | 21 | 154 | 620 | | |
| 12:15 | 2 | | 98 | | 1 | | 59 | | 3 | | 157 | | | |
| 12:30 | 2 | | 76 | | 3 | | 78 | | 5 | | 154 | | | |
| 12:45 | 4 | | 82 | | 4 | | 73 | | 8 | | 155 | | | |
| 01:00 | 0 | 4 | 82 | 359 | 1 | 3 | 62 | 274 | 1 | 7 | 144 | 633 | | |
| 01:15 | 2 | | 99 | | 1 | | 72 | | 3 | | 171 | | | |
| 01:30 | 1 | | 84 | | 1 | | 66 | | 2 | | 150 | | | |
| 01:45 | 1 | | 94 | | 0 | | 74 | | 1 | | 168 | | | |
| 02:00 | 0 | 0 | 96 | 352 | 1 | 3 | 66 | 250 | 1 | 3 | 162 | 602 | | |
| 02:15 | 0 | | 78 | | 0 | | 56 | | 0 | | 134 | | | |
| 02:30 | 0 | | 86 | | 1 | | 64 | | 1 | | 150 | | | |
| 02:45 | 0 | | 92 | | 1 | | 64 | | 1 | | 156 | | | |
| 03:00 | 0 | 5 | 100 | 395 | 1 | 5 | 69 | 291 | 1 | 10 | 169 | 686 | | |
| 03:15 | 0 | | 86 | | 1 | | 65 | | 1 | | 151 | | | |
| 03:30 | 1 | | 103 | | 1 | | 88 | | 2 | | 191 | | | |
| 03:45 | 4 | | 106 | | 2 | | 69 | | 6 | | 175 | | | |
| 04:00 | 6 | 15 | 110 | 412 | 0 | 6 | 73 | 301 | 6 | 21 | 183 | 713 | | |
| 04:15 | 1 | | 129 | | 1 | | 82 | | 2 | | 211 | | | |
| 04:30 | 1 | | 88 | | 3 | | 70 | | 4 | | 158 | | | |
| 04:45 | 7 | | 85 | | 2 | | 76 | | 9 | | 161 | | | |
| 05:00 | 0 | 14 | 96 | 351 | 1 | 25 | 66 | 237 | 1 | 39 | 162 | 588 | | |
| 05:15 | 5 | | 95 | | 4 | | 62 | | 9 | | 157 | | | |
| 05:30 | 2 | | 93 | | 6 | | 57 | | 8 | | 150 | | | |
| 05:45 | 7 | | 67 | | 14 | | 52 | | 21 | | 119 | | | |
| 06:00 | 7 | 51 | 74 | 220 | 12 | 92 | 55 | 160 | 19 | 143 | 129 | 380 | | |
| 06:15 | 10 | | 42 | | 23 | | 34 | | 33 | | 76 | | | |
| 06:30 | 12 | | 52 | | 25 | | 39 | | 37 | | 91 | | | |
| 06:45 | 22 | | 52 | | 32 | | 32 | | 54 | | 84 | | | |
| 07:00 | 24 | 186 | 41 | 166 | 32 | 220 | 23 | 110 | 56 | 406 | 64 | 276 | | |
| 07:15 | 35 | | 35 | | 40 | | 29 | | 75 | | 64 | | | |
| 07:30 | 54 | | 49 | | 62 | | 31 | | 116 | | 80 | | | |
| 07:45 | 73 | | 41 | | 86 | | 27 | | 159 | | 68 | | | |
| 08:00 | 59 | 267 | 34 | 109 | 51 | 218 | 20 | 58 | 110 | 485 | 54 | 167 | | |
| 08:15 | 73 | | 26 | | 48 | | 11 | | 121 | | 37 | | | |
| 08:30 | 66 | | 21 | | 63 | | 14 | | 129 | | 35 | | | |
| 08:45 | 69 | | 28 | | 56 | | 13 | | 125 | | 41 | | | |
| 09:00 | 60 | 264 | 20 | 62 | 54 | 250 | 21 | 49 | 114 | 514 | 41 | 111 | | |
| 09:15 | 76 | | 21 | | 60 | | 10 | | 136 | | 31 | | | |
| 09:30 | 56 | | 13 | | 64 | | 6 | | 120 | | 19 | | | |
| 09:45 | 72 | | 8 | | 72 | | 12 | | 144 | | 20 | | | |
| 10:00 | 57 | 310 | 14 | 38 | 69 | 255 | 10 | 28 | 126 | 565 | 24 | 66 | | |
| 10:15 | 91 | | 11 | | 60 | | 8 | | 151 | | 19 | | | |
| 10:30 | 64 | | 5 | | 70 | | 4 | | 134 | | 9 | | | |
| 10:45 | 98 | | 8 | | 56 | | 6 | | 154 | | 14 | | | |
| 11:00 | 88 | 330 | 7 | 16 | 67 | 275 | 4 | 8 | 155 | 605 | 11 | 24 | | |
| 11:15 | 78 | | 2 | | 73 | | 2 | | 151 | | 4 | | | |
| 11:30 | 76 | | 5 | | 64 | | 1 | | 140 | | 6 | | | |
| 11:45 | 88 | | 2 | | 71 | | 1 | | 159 | | 3 | | | |
| Totals | 1,458 | | 2,816 | | 1,361 | | 2,050 | | 2,819 | | 4,866 | | | |
| Split% | 51.7 | | 57.9 | | 48.3 | | 42.1 | | | | | | | |
| Day Totals | | 4,274 | | | | 3,411 | | | | 7,685 | | | | |
| Day Splits | | 55.6 | | | | 44.4 | | | | | | | | |
| Peak Hour | 10:15 | | 03:30 | | 11:00 | | 03:30 | | 11:00 | | 03:30 | | | |
| Volume | 341 | | 448 | | 275 | | 312 | | 605 | | 760 | | | |
| Factor | 0.87 | | 0.87 | | 0.94 | | 0.89 | | 0.95 | | 0.90 | | | |

City of San Clemente

Engineering Division

Project: All-way Stop Warrant
 Location: Camino Capistrano @ Del Gado
 Survey Loc: Cm Capistrano S. Del Gado

Capistrano S. Gado P
 Date Start: 13-Nov-17
 Date End: 20-Nov-17

| Start Time | 13-Nov-17 | | Tue | | Wed | | Thu | | Fri | | Sat | | Sun | | Week Average | |
|------------|-----------|-------|-------|-------|-------|-------|-------|-------|-------|-------|-------|-------|-------|-------|--------------|-------|
| | SB | NB | SB | NB | SB | NB | SB | NB | SB | NB | SB | NB | SB | NB | SB | NB |
| 12:00 AM | * | * | 9 | 6 | 4 | 5 | 9 | 6 | 5 | 8 | 11 | 11 | 7 | 10 | 8 | 8 |
| 01:00 | * | * | 0 | 2 | 2 | 7 | 6 | 3 | 5 | 4 | 4 | 8 | 6 | 11 | 4 | 6 |
| 02:00 | * | * | 0 | 2 | 1 | 3 | 2 | 3 | 2 | 4 | 4 | 5 | 4 | 3 | 2 | 3 |
| 03:00 | * | * | 1 | 3 | 3 | 1 | 1 | 1 | 3 | 5 | 4 | 3 | 3 | 6 | 2 | 3 |
| 04:00 | * | * | 5 | 12 | 5 | 11 | 4 | 10 | 4 | 12 | 5 | 7 | 5 | 10 | 5 | 10 |
| 05:00 | * | * | 15 | 22 | 15 | 19 | 14 | 21 | 13 | 16 | 12 | 11 | 7 | 8 | 13 | 16 |
| 06:00 | * | * | 42 | 55 | 36 | 54 | 39 | 49 | 36 | 49 | 32 | 29 | 19 | 11 | 34 | 41 |
| 07:00 | * | * | 140 | 128 | 141 | 138 | 120 | 121 | 132 | 122 | 62 | 62 | 49 | 45 | 107 | 103 |
| 08:00 | * | * | 145 | 176 | 160 | 197 | 178 | 207 | 192 | 224 | 104 | 110 | 80 | 60 | 143 | 162 |
| 09:00 | * | * | 216 | 178 | 147 | 165 | 137 | 166 | 154 | 148 | 130 | 132 | 91 | 123 | 146 | 152 |
| 10:00 | 157 | 160 | 134 | 176 | 150 | 187 | 128 | 153 | 157 | 163 | 175 | 168 | 120 | 158 | 146 | 166 |
| 11:00 | 161 | 208 | 143 | 200 | 163 | 186 | 171 | 174 | 167 | 189 | 180 | 232 | 141 | 168 | 161 | 194 |
| 12:00 PM | 182 | 155 | 170 | 159 | 174 | 179 | 162 | 197 | 203 | 193 | 194 | 205 | 127 | 206 | 173 | 185 |
| 01:00 | 160 | 175 | 141 | 180 | 177 | 190 | 169 | 180 | 169 | 186 | 167 | 222 | 146 | 195 | 161 | 190 |
| 02:00 | 161 | 195 | 180 | 175 | 196 | 180 | 190 | 194 | 190 | 187 | 165 | 173 | 128 | 159 | 173 | 180 |
| 03:00 | 229 | 241 | 227 | 248 | 210 | 227 | 215 | 239 | 241 | 244 | 156 | 204 | 135 | 118 | 202 | 217 |
| 04:00 | 174 | 203 | 211 | 220 | 211 | 216 | 185 | 196 | 229 | 212 | 165 | 171 | 126 | 122 | 186 | 191 |
| 05:00 | 140 | 158 | 187 | 162 | 148 | 169 | 163 | 167 | 159 | 185 | 120 | 146 | 94 | 112 | 144 | 157 |
| 06:00 | 107 | 81 | 96 | 98 | 130 | 116 | 111 | 122 | 105 | 108 | 77 | 73 | 65 | 83 | 99 | 97 |
| 07:00 | 72 | 70 | 75 | 64 | 85 | 65 | 66 | 58 | 74 | 73 | 62 | 64 | 43 | 52 | 68 | 64 |
| 08:00 | 57 | 67 | 49 | 69 | 65 | 57 | 67 | 67 | 67 | 55 | 44 | 50 | 35 | 52 | 55 | 60 |
| 09:00 | 19 | 26 | 33 | 38 | 21 | 31 | 44 | 37 | 54 | 37 | 40 | 46 | 21 | 25 | 33 | 34 |
| 10:00 | 16 | 18 | 15 | 20 | 19 | 12 | 39 | 21 | 27 | 23 | 39 | 20 | 24 | 19 | 26 | 19 |
| 11:00 | 11 | 15 | 10 | 14 | 8 | 9 | 22 | 10 | 15 | 19 | 24 | 11 | 13 | 14 | 15 | 13 |
| Lane Day | 1646 | 1772 | 2244 | 2407 | 2271 | 2424 | 2242 | 2402 | 2403 | 2466 | 1976 | 2163 | 1489 | 1770 | 2106 | 2271 |
| AM Peak | 11:00 | 11:00 | 09:00 | 11:00 | 11:00 | 08:00 | 08:00 | 08:00 | 08:00 | 08:00 | 11:00 | 11:00 | 11:00 | 11:00 | 11:00 | 11:00 |
| Vol. | 161 | 208 | 216 | 200 | 163 | 197 | 178 | 207 | 192 | 224 | 180 | 232 | 141 | 168 | 161 | 194 |
| PM Peak | 15:00 | 15:00 | 15:00 | 15:00 | 16:00 | 15:00 | 15:00 | 15:00 | 15:00 | 15:00 | 12:00 | 13:00 | 13:00 | 12:00 | 15:00 | 15:00 |
| Vol. | 229 | 241 | 227 | 248 | 211 | 227 | 215 | 239 | 241 | 244 | 194 | 222 | 146 | 206 | 202 | 217 |

City of San Clemente Engineering Division

Project: All-way Stop Warrant
Location: Camino Capistrano @ Del Gado
Survey Loc: Cm Capistrano S. Del Gado

Capistrano S. Gado P
Date Start: 13-Nov-17
Date End: 20-Nov-17

| Start Time | 20-Nov-17 | | Tue | | Wed | | Thu | | Fri | | Sat | | Sun | | Week Average | |
|------------|-----------|-------|-----|----|-----|----|-----|----|-----|----|-----|----|-----|----|--------------|-----|
| | SB | NB | SB | NB | SB | NB | SB | NB | SB | NB | SB | NB | SB | NB | SB | NB |
| 12:00 AM | 3 | 5 | * | * | * | * | * | * | * | * | * | * | * | * | 3 | 5 |
| 01:00 | 1 | 3 | * | * | * | * | * | * | * | * | * | * | * | * | 1 | 3 |
| 02:00 | 0 | 1 | * | * | * | * | * | * | * | * | * | * | * | * | 0 | 1 |
| 03:00 | 2 | 2 | * | * | * | * | * | * | * | * | * | * | * | * | 2 | 2 |
| 04:00 | 4 | 15 | * | * | * | * | * | * | * | * | * | * | * | * | 4 | 15 |
| 05:00 | 17 | 20 | * | * | * | * | * | * | * | * | * | * | * | * | 17 | 20 |
| 06:00 | 35 | 45 | * | * | * | * | * | * | * | * | * | * | * | * | 35 | 45 |
| 07:00 | 89 | 100 | * | * | * | * | * | * | * | * | * | * | * | * | 89 | 100 |
| 08:00 | 117 | 143 | * | * | * | * | * | * | * | * | * | * | * | * | 117 | 143 |
| 09:00 | * | * | * | * | * | * | * | * | * | * | * | * | * | * | * | * |
| 10:00 | * | * | * | * | * | * | * | * | * | * | * | * | * | * | * | * |
| 11:00 | * | * | * | * | * | * | * | * | * | * | * | * | * | * | * | * |
| 12:00 PM | * | * | * | * | * | * | * | * | * | * | * | * | * | * | * | * |
| 01:00 | * | * | * | * | * | * | * | * | * | * | * | * | * | * | * | * |
| 02:00 | * | * | * | * | * | * | * | * | * | * | * | * | * | * | * | * |
| 03:00 | * | * | * | * | * | * | * | * | * | * | * | * | * | * | * | * |
| 04:00 | * | * | * | * | * | * | * | * | * | * | * | * | * | * | * | * |
| 05:00 | * | * | * | * | * | * | * | * | * | * | * | * | * | * | * | * |
| 06:00 | * | * | * | * | * | * | * | * | * | * | * | * | * | * | * | * |
| 07:00 | * | * | * | * | * | * | * | * | * | * | * | * | * | * | * | * |
| 08:00 | * | * | * | * | * | * | * | * | * | * | * | * | * | * | * | * |
| 09:00 | * | * | * | * | * | * | * | * | * | * | * | * | * | * | * | * |
| 10:00 | * | * | * | * | * | * | * | * | * | * | * | * | * | * | * | * |
| 11:00 | * | * | * | * | * | * | * | * | * | * | * | * | * | * | * | * |
| Lane Day | 268 | 334 | 0 | 0 | 0 | 0 | 0 | 0 | 0 | 0 | 0 | 0 | 0 | 0 | 0 | 0 |
| AM Peak | 08:00 | 08:00 | - | - | - | - | - | - | - | - | - | - | - | - | - | - |
| Vol. | 117 | 143 | - | - | - | - | - | - | - | - | - | - | - | - | - | - |
| PM Peak | - | - | - | - | - | - | - | - | - | - | - | - | - | - | - | - |
| Vol. | - | - | - | - | - | - | - | - | - | - | - | - | - | - | - | - |

| | | | | | | | | |
|-------------|-----------|------------|------|------|------|------|------|------|
| Comb. Total | 4020 | 4651 | 4695 | 4644 | 4869 | 4139 | 3259 | 4979 |
| ADT | ADT 4,368 | AADT 4,368 | | | | | | |

Transportation Studies, Inc.

2640 Walnut Avenue, Ste H

Tustin, CA. 92780

Location : CAMINO CAPISTRANO
 Segment : CAM DE ESTRELLA TO MIRA COSTA
 Client : CITY SAN CLEMENT

Site: SAN CLEMENTE
 Date: 01/29/14

| Interval | WB | | | | EB | | | | Combined | | Day: | Wednesday |
|------------|-------|------|-------|----|-------|-------|-------|-----|----------|-------|-------|-----------|
| | AM | | PM | | AM | | PM | | AM | PM | | |
| 12:00 | 0 | 0 | 9 | 68 | 1 | 2 | 21 | 102 | 1 | 2 | 30 | 170 |
| 12:15 | 0 | | 21 | | 0 | | 32 | | 0 | | 53 | |
| 12:30 | 0 | | 21 | | 1 | | 26 | | 1 | | 47 | |
| 12:45 | 0 | | 17 | | 0 | | 23 | | 0 | | 40 | |
| 01:00 | 0 | 0 | 21 | 74 | 1 | 3 | 18 | 73 | 1 | 3 | 39 | 147 |
| 01:15 | 0 | | 17 | | 0 | | 22 | | 0 | | 39 | |
| 01:30 | 0 | | 18 | | 2 | | 17 | | 2 | | 35 | |
| 01:45 | 0 | | 18 | | 0 | | 16 | | 0 | | 34 | |
| 02:00 | 0 | 0 | 11 | 61 | 0 | 0 | 25 | 89 | 0 | 0 | 36 | 150 |
| 02:15 | 0 | | 16 | | 0 | | 30 | | 0 | | 46 | |
| 02:30 | 0 | | 14 | | 0 | | 26 | | 0 | | 40 | |
| 02:45 | 0 | | 20 | | 0 | | 8 | | 0 | | 28 | |
| 03:00 | 0 | 1 | 19 | 93 | 0 | 0 | 21 | 95 | 0 | 1 | 40 | 188 |
| 03:15 | 0 | | 18 | | 0 | | 26 | | 0 | | 44 | |
| 03:30 | 1 | | 32 | | 0 | | 24 | | 1 | | 56 | |
| 03:45 | 0 | | 24 | | 0 | | 24 | | 0 | | 48 | |
| 04:00 | 0 | 1 | 15 | 68 | 1 | 3 | 23 | 87 | 1 | 4 | 38 | 155 |
| 04:15 | 1 | | 23 | | 1 | | 30 | | 2 | | 53 | |
| 04:30 | 0 | | 12 | | 0 | | 16 | | 0 | | 28 | |
| 04:45 | 0 | | 18 | | 1 | | 18 | | 1 | | 36 | |
| 05:00 | 1 | 8 | 16 | 58 | 1 | 4 | 23 | 87 | 2 | 12 | 39 | 145 |
| 05:15 | 0 | | 13 | | 1 | | 22 | | 1 | | 35 | |
| 05:30 | 5 | | 11 | | 1 | | 20 | | 6 | | 31 | |
| 05:45 | 2 | | 18 | | 1 | | 22 | | 3 | | 40 | |
| 06:00 | 5 | 22 | 7 | 26 | 2 | 7 | 15 | 52 | 7 | 29 | 22 | 78 |
| 06:15 | 3 | | 6 | | 2 | | 18 | | 5 | | 24 | |
| 06:30 | 6 | | 8 | | 1 | | 12 | | 7 | | 20 | |
| 06:45 | 8 | | 5 | | 2 | | 7 | | 10 | | 12 | |
| 07:00 | 6 | 50 | 6 | 26 | 5 | 46 | 14 | 41 | 11 | 96 | 20 | 67 |
| 07:15 | 15 | | 13 | | 8 | | 12 | | 23 | | 25 | |
| 07:30 | 18 | | 6 | | 16 | | 4 | | 34 | | 10 | |
| 07:45 | 11 | | 1 | | 17 | | 11 | | 28 | | 12 | |
| 08:00 | 18 | 73 | 8 | 20 | 17 | 81 | 9 | 28 | 35 | 154 | 17 | 48 |
| 08:15 | 18 | | 7 | | 25 | | 6 | | 43 | | 13 | |
| 08:30 | 18 | | 3 | | 21 | | 4 | | 39 | | 7 | |
| 08:45 | 19 | | 2 | | 18 | | 9 | | 37 | | 11 | |
| 09:00 | 20 | 62 | 1 | 13 | 16 | 63 | 5 | 16 | 36 | 125 | 6 | 29 |
| 09:15 | 14 | | 6 | | 12 | | 4 | | 26 | | 10 | |
| 09:30 | 10 | | 4 | | 21 | | 3 | | 31 | | 7 | |
| 09:45 | 18 | | 2 | | 14 | | 4 | | 32 | | 6 | |
| 10:00 | 14 | 57 | 0 | 1 | 16 | 63 | 3 | 11 | 30 | 120 | 3 | 12 |
| 10:15 | 7 | | 1 | | 18 | | 3 | | 25 | | 4 | |
| 10:30 | 19 | | 0 | | 14 | | 3 | | 33 | | 3 | |
| 10:45 | 17 | | 0 | | 15 | | 2 | | 32 | | 2 | |
| 11:00 | 16 | 61 | 1 | 3 | 12 | 70 | 2 | 4 | 28 | 131 | 3 | 7 |
| 11:15 | 12 | | 0 | | 17 | | 0 | | 29 | | 0 | |
| 11:30 | 16 | | 0 | | 20 | | 1 | | 36 | | 1 | |
| 11:45 | 17 | | 2 | | 21 | | 1 | | 38 | | 3 | |
| Totals | 335 | | 511 | | 342 | | 685 | | 677 | | 1,196 | |
| Split% | 49.5 | | 42.7 | | 50.5 | | 57.3 | | | | | |
| Day Totals | | 846 | | | | 1,027 | | | | 1,873 | | |
| Day Splits | | 45.2 | | | | 54.8 | | | | | | |
| Peak Hour | 08:15 | | 03:30 | | 08:00 | | 12:00 | | 08:15 | | 03:30 | |
| Volume | 75 | | 94 | | 81 | | 102 | | 155 | | 195 | |
| Factor | 0.94 | | 0.73 | | 0.81 | | 0.80 | | 0.90 | | 0.87 | |

Transportation Studies, Inc.

2640 Walnut Avenue, Ste H
Tustin, CA. 92780

Location: : CAMINO CAPISTRANO
Segment: : EL CAMINO REAL TO VAQUERO
Client: : CITY SAN CLEMENT

Site: SAN CLEMENTE
Date: 02/04/14

| Interval | NB | | | | SB | | | | Combined | | Day: | Tuesday |
|------------|-------|-------|-------|-----|-------|-------|-------|-----|----------|-------|-------|---------|
| | AM | | PM | | AM | | PM | | AM | PM | | |
| 12:00 | 5 | 11 | 72 | 320 | 0 | 3 | 66 | 315 | 5 | 14 | 138 | 635 |
| 12:15 | 3 | | 79 | | 2 | | 78 | | 5 | | 157 | |
| 12:30 | 2 | | 75 | | 0 | | 89 | | 2 | | 164 | |
| 12:45 | 1 | | 94 | | 1 | | 82 | | 2 | | 176 | |
| 01:00 | 2 | 4 | 83 | 347 | 0 | 3 | 84 | 329 | 2 | 7 | 167 | 676 |
| 01:15 | 2 | | 82 | | 2 | | 100 | | 4 | | 182 | |
| 01:30 | 0 | | 68 | | 1 | | 61 | | 1 | | 129 | |
| 01:45 | 0 | | 114 | | 0 | | 84 | | 0 | | 198 | |
| 02:00 | 0 | 2 | 92 | 376 | 3 | 6 | 72 | 308 | 3 | 8 | 164 | 684 |
| 02:15 | 1 | | 88 | | 1 | | 76 | | 2 | | 164 | |
| 02:30 | 0 | | 108 | | 1 | | 86 | | 1 | | 194 | |
| 02:45 | 1 | | 88 | | 1 | | 74 | | 2 | | 162 | |
| 03:00 | 1 | 8 | 108 | 457 | 1 | 3 | 76 | 376 | 2 | 11 | 184 | 833 |
| 03:15 | 2 | | 116 | | 0 | | 100 | | 2 | | 216 | |
| 03:30 | 1 | | 124 | | 2 | | 115 | | 3 | | 239 | |
| 03:45 | 4 | | 109 | | 0 | | 85 | | 4 | | 194 | |
| 04:00 | 1 | 9 | 92 | 400 | 4 | 11 | 103 | 329 | 5 | 20 | 195 | 729 |
| 04:15 | 3 | | 106 | | 3 | | 76 | | 6 | | 182 | |
| 04:30 | 3 | | 112 | | 2 | | 74 | | 5 | | 186 | |
| 04:45 | 2 | | 90 | | 2 | | 76 | | 4 | | 166 | |
| 05:00 | 4 | 14 | 106 | 392 | 4 | 33 | 64 | 280 | 8 | 47 | 170 | 672 |
| 05:15 | 2 | | 92 | | 7 | | 86 | | 9 | | 178 | |
| 05:30 | 3 | | 94 | | 5 | | 64 | | 8 | | 158 | |
| 05:45 | 5 | | 100 | | 17 | | 66 | | 22 | | 166 | |
| 06:00 | 8 | 56 | 82 | 230 | 15 | 100 | 64 | 198 | 23 | 156 | 146 | 428 |
| 06:15 | 8 | | 53 | | 21 | | 54 | | 29 | | 107 | |
| 06:30 | 22 | | 53 | | 23 | | 44 | | 45 | | 97 | |
| 06:45 | 18 | | 42 | | 41 | | 36 | | 59 | | 78 | |
| 07:00 | 30 | 148 | 50 | 160 | 26 | 233 | 32 | 111 | 56 | 381 | 82 | 271 |
| 07:15 | 30 | | 48 | | 51 | | 32 | | 81 | | 80 | |
| 07:30 | 37 | | 27 | | 70 | | 26 | | 107 | | 53 | |
| 07:45 | 51 | | 35 | | 86 | | 21 | | 137 | | 56 | |
| 08:00 | 72 | 272 | 37 | 120 | 58 | 231 | 22 | 58 | 130 | 503 | 59 | 178 |
| 08:15 | 63 | | 34 | | 63 | | 13 | | 126 | | 47 | |
| 08:30 | 65 | | 25 | | 48 | | 8 | | 113 | | 33 | |
| 08:45 | 72 | | 24 | | 62 | | 15 | | 134 | | 39 | |
| 09:00 | 49 | 263 | 28 | 64 | 63 | 285 | 6 | 42 | 112 | 548 | 34 | 106 |
| 09:15 | 61 | | 15 | | 62 | | 15 | | 123 | | 30 | |
| 09:30 | 79 | | 13 | | 92 | | 10 | | 171 | | 23 | |
| 09:45 | 74 | | 8 | | 68 | | 11 | | 142 | | 19 | |
| 10:00 | 72 | 274 | 17 | 43 | 60 | 283 | 6 | 28 | 132 | 557 | 23 | 71 |
| 10:15 | 59 | | 13 | | 72 | | 8 | | 131 | | 21 | |
| 10:30 | 65 | | 10 | | 60 | | 7 | | 125 | | 17 | |
| 10:45 | 78 | | 3 | | 91 | | 7 | | 169 | | 10 | |
| 11:00 | 61 | 337 | 5 | 15 | 57 | 262 | 1 | 7 | 118 | 599 | 6 | 22 |
| 11:15 | 86 | | 1 | | 66 | | 3 | | 152 | | 4 | |
| 11:30 | 94 | | 6 | | 68 | | 0 | | 162 | | 6 | |
| 11:45 | 96 | | 3 | | 71 | | 3 | | 167 | | 6 | |
| Totals | 1,398 | | 2,924 | | 1,453 | | 2,381 | | 2,851 | | 5,305 | |
| Split% | 49.0 | | 55.1 | | 51.0 | | 44.9 | | | | | |
| Day Totals | | 4,322 | | | | 3,834 | | | | 8,156 | | |
| Day Splits | | 53.0 | | | | 47.0 | | | | | | |
| Peak Hour | 11:00 | | 03:00 | | 09:30 | | 03:15 | | 10:45 | | 03:15 | |
| Volume | 337 | | 457 | | 292 | | 403 | | 601 | | 844 | |
| Factor | 0.88 | | 0.92 | | 0.79 | | 0.88 | | 0.89 | | 0.88 | |

City of San Clemente
Engineering Division

Project: E. Avenida Cordoba Traffic Calming
Location: Cordoba btw Avila & La Jolla

Cordoba 198 N Avila_P
Date Start: 28-Sep-18
Date End: 08-Oct-18

| Start Time | 24-Sep-18 | | Tue | | Wed | | Thu | | Fri | | Weekday Average | | Sat | | Sun | |
|------------|-----------|----|-----|----|-----|----|-----|----|-------|-------|-----------------|-------|-------|-------|-------|-------|
| | NB | SB | NB | SB | NB | SB | NB | SB | NB | SB | NB | SB | NB | SB | NB | SB |
| 12:00 AM | * | * | * | * | * | * | * | * | * | * | * | * | 0 | 0 | 2 | 3 |
| 01:00 | * | * | * | * | * | * | * | * | * | * | * | * | 0 | 0 | 0 | 1 |
| 02:00 | * | * | * | * | * | * | * | * | * | * | * | * | 0 | 0 | 0 | 0 |
| 03:00 | * | * | * | * | * | * | * | * | * | * | * | * | 1 | 1 | 0 | 0 |
| 04:00 | * | * | * | * | * | * | * | * | * | * | * | * | 0 | 0 | 0 | 0 |
| 05:00 | * | * | * | * | * | * | * | * | * | * | * | * | 0 | 2 | 0 | 0 |
| 06:00 | * | * | * | * | * | * | * | * | * | * | * | * | 1 | 4 | 0 | 1 |
| 07:00 | * | * | * | * | * | * | * | * | * | * | * | * | 3 | 3 | 1 | 2 |
| 08:00 | * | * | * | * | * | * | * | * | * | * | * | * | 4 | 11 | 3 | 4 |
| 09:00 | * | * | * | * | * | * | * | * | * | * | * | * | 7 | 5 | 2 | 6 |
| 10:00 | * | * | * | * | * | * | * | * | * | * | * | * | 8 | 10 | 3 | 9 |
| 11:00 | * | * | * | * | * | * | * | * | * | * | * | * | 8 | 3 | 6 | 4 |
| 12:00 PM | * | * | * | * | * | * | * | * | * | * | * | * | 12 | 9 | 12 | 4 |
| 01:00 | * | * | * | * | * | * | * | * | * | * | * | * | 10 | 3 | 6 | 9 |
| 02:00 | * | * | * | * | * | * | * | * | * | * | * | * | 6 | 4 | 5 | 3 |
| 03:00 | * | * | * | * | * | * | * | * | 7 | 6 | 7 | 6 | 10 | 10 | 6 | 4 |
| 04:00 | * | * | * | * | * | * | * | * | 10 | 2 | 10 | 2 | 8 | 4 | 10 | 5 |
| 05:00 | * | * | * | * | * | * | * | * | 6 | 9 | 6 | 9 | 10 | 6 | 6 | 5 |
| 06:00 | * | * | * | * | * | * | * | * | 14 | 11 | 14 | 11 | 6 | 5 | 1 | 0 |
| 07:00 | * | * | * | * | * | * | * | * | 8 | 9 | 8 | 9 | 10 | 3 | 3 | 3 |
| 08:00 | * | * | * | * | * | * | * | * | 6 | 1 | 6 | 1 | 4 | 1 | 3 | 2 |
| 09:00 | * | * | * | * | * | * | * | * | 6 | 1 | 6 | 1 | 7 | 3 | 2 | 1 |
| 10:00 | * | * | * | * | * | * | * | * | 4 | 1 | 4 | 1 | 3 | 5 | 4 | 1 |
| 11:00 | * | * | * | * | * | * | * | * | 2 | 2 | 2 | 2 | 6 | 2 | 0 | 1 |
| Total | 0 | 0 | 0 | 0 | 0 | 0 | 0 | 0 | 63 | 42 | 63 | 42 | 124 | 94 | 75 | 68 |
| Day | 0 | 0 | 0 | 0 | 0 | 0 | 0 | 0 | 105 | 105 | 105 | 105 | 218 | 218 | 143 | 143 |
| AM Peak | - | - | - | - | - | - | - | - | - | - | - | - | 10:00 | 08:00 | 11:00 | 10:00 |
| Vol. | - | - | - | - | - | - | - | - | - | - | - | - | 8 | 11 | 6 | 9 |
| PM Peak | - | - | - | - | - | - | - | - | 18:00 | 18:00 | 18:00 | 18:00 | 12:00 | 15:00 | 12:00 | 13:00 |
| Vol. | - | - | - | - | - | - | - | - | 14 | 11 | 14 | 11 | 12 | 10 | 12 | 9 |

City of San Clemente Engineering Division

Project: E. Avenida Cordoba Traffic Calming
Location: Cordoba btw Avila & La Jolla

Cordoba 198 N Avila_P
Date Start: 28-Sep-18
Date End: 08-Oct-18

| Start Time | 01-Oct-18 | | Tue | | Wed | | Thu | | Fri | | Weekday Average | | Sat | | Sun | |
|------------|-----------|-------|-------|-------|-------|-------|-------|-------|-------|-------|-----------------|-------|-------|-------|-------|-------|
| | NB | SB | NB | SB | NB | SB | NB | SB | NB | SB | NB | SB | NB | SB | NB | SB |
| 12:00 AM | 0 | 1 | 0 | 0 | 0 | 0 | 0 | 0 | 3 | 0 | 1 | 0 | 0 | 1 | 1 | 0 |
| 01:00 | 1 | 0 | 0 | 0 | 0 | 0 | 2 | 0 | 0 | 0 | 1 | 0 | 0 | 0 | 0 | 0 |
| 02:00 | 0 | 0 | 0 | 0 | 0 | 0 | 2 | 1 | 0 | 0 | 0 | 0 | 0 | 0 | 0 | 0 |
| 03:00 | 0 | 0 | 0 | 0 | 0 | 0 | 0 | 1 | 0 | 0 | 0 | 0 | 0 | 0 | 0 | 0 |
| 04:00 | 0 | 1 | 1 | 0 | 0 | 0 | 0 | 0 | 0 | 0 | 0 | 0 | 0 | 1 | 0 | 1 |
| 05:00 | 0 | 0 | 0 | 3 | 1 | 1 | 0 | 1 | 0 | 2 | 0 | 1 | 0 | 1 | 0 | 1 |
| 06:00 | 0 | 2 | 2 | 5 | 1 | 4 | 1 | 3 | 2 | 4 | 1 | 4 | 1 | 4 | 0 | 1 |
| 07:00 | 3 | 6 | 3 | 10 | 7 | 9 | 1 | 11 | 5 | 6 | 4 | 8 | 3 | 6 | 1 | 6 |
| 08:00 | 7 | 7 | 4 | 5 | 7 | 8 | 11 | 10 | 16 | 6 | 9 | 7 | 9 | 9 | 4 | 6 |
| 09:00 | 9 | 13 | 7 | 11 | 9 | 13 | 5 | 11 | 9 | 12 | 8 | 12 | 15 | 10 | 5 | 7 |
| 10:00 | 6 | 10 | 11 | 9 | 7 | 8 | 10 | 9 | 7 | 11 | 8 | 9 | 14 | 11 | 6 | 5 |
| 11:00 | 4 | 7 | 2 | 4 | 10 | 5 | 5 | 10 | 8 | 7 | 6 | 7 | 8 | 10 | 7 | 10 |
| 12:00 PM | 8 | 7 | 13 | 5 | 3 | 6 | 11 | 6 | 7 | 11 | 8 | 7 | 11 | 7 | 7 | 4 |
| 01:00 | 8 | 13 | 11 | 5 | 10 | 5 | 10 | 10 | 13 | 9 | 10 | 8 | 14 | 11 | 15 | 9 |
| 02:00 | 7 | 6 | 11 | 11 | 11 | 5 | 14 | 10 | 11 | 10 | 11 | 8 | 8 | 7 | 9 | 2 |
| 03:00 | 12 | 7 | 14 | 9 | 7 | 12 | 8 | 8 | 11 | 6 | 10 | 8 | 12 | 9 | 12 | 5 |
| 04:00 | 12 | 6 | 15 | 10 | 10 | 2 | 16 | 9 | 17 | 9 | 14 | 7 | 14 | 7 | 6 | 5 |
| 05:00 | 12 | 2 | 13 | 5 | 10 | 7 | 14 | 7 | 12 | 5 | 12 | 5 | 9 | 3 | 7 | 5 |
| 06:00 | 10 | 6 | 10 | 5 | 13 | 9 | 13 | 4 | 11 | 11 | 11 | 7 | 10 | 7 | 8 | 4 |
| 07:00 | 8 | 4 | 3 | 2 | 9 | 5 | 10 | 5 | 5 | 2 | 7 | 4 | 9 | 5 | 11 | 4 |
| 08:00 | 8 | 5 | 3 | 2 | 3 | 4 | 4 | 3 | 4 | 1 | 4 | 3 | 3 | 3 | 6 | 4 |
| 09:00 | 3 | 1 | 0 | 0 | 5 | 1 | 3 | 4 | 8 | 7 | 4 | 3 | 1 | 2 | 2 | 4 |
| 10:00 | 1 | 2 | 2 | 0 | 3 | 1 | 4 | 3 | 7 | 4 | 3 | 2 | 4 | 5 | 4 | 2 |
| 11:00 | 2 | 0 | 1 | 0 | 1 | 0 | 1 | 0 | 2 | 3 | 1 | 1 | 5 | 2 | 0 | 1 |
| Total Day | 121 | 106 | 126 | 101 | 127 | 105 | 145 | 126 | 158 | 126 | 133 | 111 | 150 | 121 | 111 | 86 |
| AM Peak | 09:00 | 09:00 | 10:00 | 09:00 | 11:00 | 09:00 | 08:00 | 07:00 | 08:00 | 09:00 | 08:00 | 09:00 | 09:00 | 10:00 | 11:00 | 11:00 |
| Vol. | 9 | 13 | 11 | 11 | 10 | 13 | 11 | 11 | 16 | 12 | 9 | 12 | 15 | 11 | 7 | 10 |
| PM Peak | 15:00 | 13:00 | 16:00 | 14:00 | 18:00 | 15:00 | 16:00 | 13:00 | 16:00 | 12:00 | 16:00 | 13:00 | 13:00 | 13:00 | 13:00 | 13:00 |
| Vol. | 12 | 13 | 15 | 11 | 13 | 12 | 16 | 10 | 17 | 11 | 14 | 8 | 14 | 11 | 15 | 9 |

City of San Clemente
Engineering Division

Project: E. Avenida Cordoba Traffic Calming
Location: Cordoba btw Avila & La Jolla

Cordoba 198 N Avila_P
Date Start: 28-Sep-18
Date End: 08-Oct-18

| Start Time | 08-Oct-18 | | Tue | | Wed | | Thu | | Fri | | Weekday Average | | Sat | | Sun | |
|------------|-----------|-------|-----|----|-----|----|-----|----|-----|----|-----------------|-------|-----|----|-----|----|
| | NB | SB | NB | SB | NB | SB | NB | SB | NB | SB | NB | SB | NB | SB | NB | SB |
| 12:00 AM | 2 | 2 | * | * | * | * | * | * | * | * | 2 | 2 | * | * | * | * |
| 01:00 | 0 | 1 | * | * | * | * | * | * | * | * | 0 | 1 | * | * | * | * |
| 02:00 | 0 | 0 | * | * | * | * | * | * | * | * | 0 | 0 | * | * | * | * |
| 03:00 | 0 | 0 | * | * | * | * | * | * | * | * | 0 | 0 | * | * | * | * |
| 04:00 | 1 | 1 | * | * | * | * | * | * | * | * | 1 | 1 | * | * | * | * |
| 05:00 | 0 | 1 | * | * | * | * | * | * | * | * | 0 | 1 | * | * | * | * |
| 06:00 | 1 | 2 | * | * | * | * | * | * | * | * | 1 | 2 | * | * | * | * |
| 07:00 | 4 | 6 | * | * | * | * | * | * | * | * | 4 | 6 | * | * | * | * |
| 08:00 | 10 | 9 | * | * | * | * | * | * | * | * | 10 | 9 | * | * | * | * |
| 09:00 | 6 | 6 | * | * | * | * | * | * | * | * | 6 | 6 | * | * | * | * |
| 10:00 | * | * | * | * | * | * | * | * | * | * | * | * | * | * | * | * |
| 11:00 | * | * | * | * | * | * | * | * | * | * | * | * | * | * | * | * |
| 12:00 PM | * | * | * | * | * | * | * | * | * | * | * | * | * | * | * | * |
| 01:00 | * | * | * | * | * | * | * | * | * | * | * | * | * | * | * | * |
| 02:00 | * | * | * | * | * | * | * | * | * | * | * | * | * | * | * | * |
| 03:00 | * | * | * | * | * | * | * | * | * | * | * | * | * | * | * | * |
| 04:00 | * | * | * | * | * | * | * | * | * | * | * | * | * | * | * | * |
| 05:00 | * | * | * | * | * | * | * | * | * | * | * | * | * | * | * | * |
| 06:00 | * | * | * | * | * | * | * | * | * | * | * | * | * | * | * | * |
| 07:00 | * | * | * | * | * | * | * | * | * | * | * | * | * | * | * | * |
| 08:00 | * | * | * | * | * | * | * | * | * | * | * | * | * | * | * | * |
| 09:00 | * | * | * | * | * | * | * | * | * | * | * | * | * | * | * | * |
| 10:00 | * | * | * | * | * | * | * | * | * | * | * | * | * | * | * | * |
| 11:00 | * | * | * | * | * | * | * | * | * | * | * | * | * | * | * | * |
| Total | 24 | 28 | 0 | 0 | 0 | 0 | 0 | 0 | 0 | 0 | 24 | 28 | 0 | 0 | 0 | 0 |
| Day | 52 | | 0 | | 0 | | 0 | | 0 | | 52 | | 0 | | 0 | |
| AM Peak | 08:00 | 08:00 | - | - | - | - | - | - | - | - | 08:00 | 08:00 | - | - | - | - |
| Vol. | 10 | 9 | - | - | - | - | - | - | - | - | 10 | 9 | - | - | - | - |
| PM Peak | - | - | - | - | - | - | - | - | - | - | - | - | - | - | - | - |
| Vol. | - | - | - | - | - | - | - | - | - | - | - | - | - | - | - | - |

| | | | | | | | | |
|-------------|---------|----------|-----|-----|-----|-----|-----|-----|
| Comb. Total | 279 | 227 | 232 | 271 | 389 | 401 | 489 | 340 |
| ADT | ADT 231 | AADT 231 | | | | | | |

City of San Clemente

Engineering Division

Project: Traffic Signal Warrant
 Location: Camino Vera Cruz & Costa/Forster Ranch Park
 Survey Location: Costa EB at Vera Cruz

Costa EB at Vera Cruz
 Site Code: COSTA

Date Start: 10-May-16
 Date End: 16-May-16
 Date Printed: 16-May-16

| Start Time | Mon 09-May-16 | Tue 10-May-16 | Wed 11-May-16 | Thu 12-May-16 | Fri 13-May-16 | Average Day | Sat 14-May-16 | Sun 15-May-16 | Week Average | | | | | |
|--------------|------------------|------------------|------------------|------------------|------------------|----------------|------------------|------------------|-----------------|-------|---|-------|---|---|
| 12:00 AM | * | * | 1 | 2 | 0 | 1 | 4 | 2 | 2 | | | | | |
| 01:00 | * | * | 0 | 0 | 0 | 0 | 1 | 0 | 0 | | | | | |
| 02:00 | * | * | 0 | 0 | 0 | 0 | 0 | 1 | 0 | | | | | |
| 03:00 | * | * | 1 | 4 | 0 | 2 | 2 | 0 | 1 | | | | | |
| 04:00 | * | * | 2 | 2 | 2 | 2 | 1 | 1 | 2 | | | | | |
| 05:00 | * | * | 5 | 5 | 5 | 5 | 4 | 4 | 5 | | | | | |
| 06:00 | * | * | 17 | 12 | 17 | 15 | 5 | 3 | 11 | | | | | |
| 07:00 | * | * | 31 | 37 | 27 | 32 | 15 | 10 | 24 | | | | | |
| 08:00 | * | * | 33 | 17 | 19 | 23 | 7 | 8 | 17 | | | | | |
| 09:00 | * | * | 32 | 14 | 20 | 22 | 19 | 19 | 21 | | | | | |
| 10:00 | * | 25 | 12 | 24 | 28 | 22 | 19 | 18 | 21 | | | | | |
| 11:00 | * | 13 | 15 | 22 | 29 | 20 | 36 | 11 | 21 | | | | | |
| 12:00 PM | * | 18 | 19 | 15 | 24 | 19 | 16 | 14 | 18 | | | | | |
| 01:00 | * | 19 | 20 | 22 | 14 | 19 | 17 | 19 | 18 | | | | | |
| 02:00 | * | 19 | 20 | 22 | 36 | 24 | 21 | 23 | 24 | | | | | |
| 03:00 | * | 49 | 40 | 54 | 43 | 46 | 20 | 13 | 36 | | | | | |
| 04:00 | * | 23 | 24 | 20 | 29 | 24 | 21 | 19 | 23 | | | | | |
| 05:00 | * | 16 | 20 | 21 | 26 | 21 | 18 | 15 | 19 | | | | | |
| 06:00 | * | 15 | 23 | 18 | 6 | 16 | 11 | 16 | 15 | | | | | |
| 07:00 | * | 4 | 11 | 11 | 6 | 8 | 10 | 12 | 9 | | | | | |
| 08:00 | * | 3 | 6 | 8 | 15 | 8 | 14 | 8 | 9 | | | | | |
| 09:00 | * | 3 | 7 | 6 | 7 | 6 | 0 | 0 | 4 | | | | | |
| 10:00 | * | 4 | 6 | 2 | 9 | 5 | 9 | 1 | 5 | | | | | |
| 11:00 | * | 1 | 1 | 2 | 3 | 2 | 7 | 0 | 2 | | | | | |
| Day Total | 0 | 212 | 346 | 340 | 365 | 342 | 277 | 217 | 307 | | | | | |
| % Avg. WkDay | 0.0% | 62.0% | 101.2% | 99.4% | 106.7% | | | | | | | | | |
| % Avg. Week | 0.0% | 69.1% | 112.7% | 110.7% | 118.9% | 111.4% | 90.2% | 70.7% | | | | | | |
| AM Peak | - | 10:00 | 08:00 | 07:00 | 11:00 | - | 07:00 | - | 11:00 | 09:00 | - | 07:00 | - | - |
| Vol. | - | 25 | 33 | 37 | 29 | - | 32 | - | 36 | 19 | - | 24 | - | - |
| PM Peak | - | 15:00 | 15:00 | 15:00 | 15:00 | - | 15:00 | - | 14:00 | 14:00 | - | 15:00 | - | - |
| Vol. | - | 49 | 40 | 54 | 43 | - | 46 | - | 21 | 23 | - | 36 | - | - |

City of San Clemente
Engineering Division

Project: Traffic Signal Warrant
Location: Camino Vera Cruz & Costa/Forster Ranch Park
Survey Location: Costa EB at Vera Cruz

Costa EB at Vera Cruz
Site Code: COSTA

Date Start: 10-May-16
Date End: 16-May-16
Date Printed: 16-May-16

| Start Time | Mon 16-May-16 | Tue 17-May-16 | Wed 18-May-16 | Thu 19-May-16 | Fri 20-May-16 | Average Day | Sat 21-May-16 | Sun 22-May-16 | Week Average |
|--------------|------------------|------------------|------------------|------------------|------------------|----------------|------------------|------------------|-----------------|
| 12:00 AM | 0 | * | * | * | * | 0 | * | * | 0 |
| 01:00 | 0 | * | * | * | * | 0 | * | * | 0 |
| 02:00 | 2 | * | * | * | * | 2 | * | * | 2 |
| 03:00 | 0 | * | * | * | * | 0 | * | * | 0 |
| 04:00 | 1 | * | * | * | * | 1 | * | * | 1 |
| 05:00 | 6 | * | * | * | * | 6 | * | * | 6 |
| 06:00 | 17 | * | * | * | * | 17 | * | * | 17 |
| 07:00 | 34 | * | * | * | * | 34 | * | * | 34 |
| 08:00 | 23 | * | * | * | * | 23 | * | * | 23 |
| 09:00 | * | * | * | * | * | * | * | * | * |
| 10:00 | * | * | * | * | * | * | * | * | * |
| 11:00 | * | * | * | * | * | * | * | * | * |
| 12:00 PM | * | * | * | * | * | * | * | * | * |
| 01:00 | * | * | * | * | * | * | * | * | * |
| 02:00 | * | * | * | * | * | * | * | * | * |
| 03:00 | * | * | * | * | * | * | * | * | * |
| 04:00 | * | * | * | * | * | * | * | * | * |
| 05:00 | * | * | * | * | * | * | * | * | * |
| 06:00 | * | * | * | * | * | * | * | * | * |
| 07:00 | * | * | * | * | * | * | * | * | * |
| 08:00 | * | * | * | * | * | * | * | * | * |
| 09:00 | * | * | * | * | * | * | * | * | * |
| 10:00 | * | * | * | * | * | * | * | * | * |
| 11:00 | * | * | * | * | * | * | * | * | * |
| Day Total | 83 | 0 | 0 | 0 | 0 | 83 | 0 | 0 | 83 |
| % Avg. WkDay | 100.0% | 0.0% | 0.0% | 0.0% | 0.0% | | | | |
| % Avg. Week | 100.0% | 0.0% | 0.0% | 0.0% | 0.0% | 100.0% | 0.0% | 0.0% | |
| AM Peak | 07:00 | - | - | - | - | 07:00 | - | - | 07:00 |
| Vol. | 34 | - | - | - | - | 34 | - | - | 34 |
| PM Peak | - | - | - | - | - | - | - | - | - |
| Vol. | - | - | - | - | - | - | - | - | - |
| Grand Total | 83 | 212 | 346 | 340 | 365 | 425 | 277 | 217 | 390 |

ADT

ADT 308

AADT 308

City of San Clemente
Engineering Division

Paseo De Cristobal Traffic Calming
Survey Location: 119 Paseo De Cristobal

Cristobal 119 7.5.18_P
Date Start: 06-Jul-18
Date End: 10-Jul-18

| Start Time | 02-Jul-18 | | Tue | | Wed | | Thu | | Fri | | Weekday Average | | Sat | | Sun | | |
|------------|-----------|----|-----|----|-----|----|-----|----|-----|-------|-----------------|-------|-------|-------|-------|-------|-------|
| | EB | WB | EB | WB | EB | WB | EB | WB | EB | WB | EB | WB | EB | WB | EB | WB | |
| 12:00 AM | * | * | * | * | * | * | * | * | * | * | * | * | * | 3 | 9 | 1 | 6 |
| 01:00 | * | * | * | * | * | * | * | * | * | * | * | * | * | 2 | 5 | 1 | 6 |
| 02:00 | * | * | * | * | * | * | * | * | * | * | * | * | * | 0 | 4 | 1 | 3 |
| 03:00 | * | * | * | * | * | * | * | * | * | * | * | * | * | 2 | 1 | 2 | 1 |
| 04:00 | * | * | * | * | * | * | * | * | * | * | * | * | * | 2 | 0 | 1 | 1 |
| 05:00 | * | * | * | * | * | * | * | * | * | * | * | * | * | 5 | 7 | 5 | 7 |
| 06:00 | * | * | * | * | * | * | * | * | * | * | * | * | * | 13 | 15 | 14 | 14 |
| 07:00 | * | * | * | * | * | * | * | * | * | * | * | * | * | 22 | 25 | 18 | 19 |
| 08:00 | * | * | * | * | * | * | * | * | * | * | * | * | * | 16 | 33 | 28 | 28 |
| 09:00 | * | * | * | * | * | * | * | * | * | * | * | * | * | 38 | 61 | 25 | 42 |
| 10:00 | * | * | * | * | * | * | * | * | * | 23 | 45 | 23 | 45 | 31 | 59 | 25 | 51 |
| 11:00 | * | * | * | * | * | * | * | * | * | 37 | 75 | 37 | 75 | 38 | 75 | 16 | 63 |
| 12:00 PM | * | * | * | * | * | * | * | * | * | 35 | 63 | 35 | 63 | 34 | 76 | 39 | 55 |
| 01:00 | * | * | * | * | * | * | * | * | * | 34 | 70 | 34 | 70 | 25 | 80 | 32 | 66 |
| 02:00 | * | * | * | * | * | * | * | * | * | 35 | 78 | 35 | 78 | 46 | 78 | 32 | 67 |
| 03:00 | * | * | * | * | * | * | * | * | * | 48 | 59 | 48 | 59 | 61 | 53 | 35 | 23 |
| 04:00 | * | * | * | * | * | * | * | * | * | 40 | 80 | 40 | 80 | 36 | 40 | 37 | 42 |
| 05:00 | * | * | * | * | * | * | * | * | * | 58 | 66 | 58 | 66 | 43 | 55 | 42 | 44 |
| 06:00 | * | * | * | * | * | * | * | * | * | 35 | 67 | 35 | 67 | 29 | 53 | 36 | 35 |
| 07:00 | * | * | * | * | * | * | * | * | * | 35 | 38 | 35 | 38 | 27 | 37 | 17 | 36 |
| 08:00 | * | * | * | * | * | * | * | * | * | 28 | 34 | 28 | 34 | 37 | 34 | 27 | 30 |
| 09:00 | * | * | * | * | * | * | * | * | * | 23 | 39 | 23 | 39 | 14 | 27 | 20 | 19 |
| 10:00 | * | * | * | * | * | * | * | * | * | 15 | 18 | 15 | 18 | 10 | 14 | 8 | 16 |
| 11:00 | * | * | * | * | * | * | * | * | * | 17 | 16 | 17 | 16 | 9 | 10 | 10 | 15 |
| Total Day | 0 | 0 | 0 | 0 | 0 | 0 | 0 | 0 | 0 | 463 | 748 | 463 | 748 | 543 | 851 | 472 | 689 |
| AM Peak | - | - | - | - | - | - | - | - | - | 11:00 | 11:00 | 11:00 | 11:00 | 09:00 | 11:00 | 08:00 | 11:00 |
| Vol. | - | - | - | - | - | - | - | - | - | 37 | 75 | 37 | 75 | 38 | 75 | 28 | 63 |
| PM Peak | - | - | - | - | - | - | - | - | - | 17:00 | 16:00 | 17:00 | 16:00 | 15:00 | 13:00 | 17:00 | 14:00 |
| Vol. | - | - | - | - | - | - | - | - | - | 58 | 80 | 58 | 80 | 61 | 80 | 42 | 67 |

City of San Clemente Engineering Division

Paseo De Cristobal Traffic Calming
Survey Location: 119 Paseo De Cristobal

Cristobal 119 7.5.18_P
Date Start: 06-Jul-18
Date End: 10-Jul-18

| Start Time | 09-Jul-18 | | Tue | | Wed | | Thu | | Fri | | Weekday Average | | Sat | | Sun | |
|------------|-----------|-------|-------|-------|-----|----|-----|----|-----|----|-----------------|-------|-----|----|-----|----|
| | EB | WB | EB | WB | EB | WB | EB | WB | EB | WB | EB | WB | EB | WB | EB | WB |
| 12:00 AM | 5 | 6 | 6 | 7 | * | * | * | * | * | * | 6 | 6 | * | * | * | * |
| 01:00 | 2 | 3 | 2 | 1 | * | * | * | * | * | * | 2 | 2 | * | * | * | * |
| 02:00 | 0 | 1 | 3 | 2 | * | * | * | * | * | * | 2 | 2 | * | * | * | * |
| 03:00 | 1 | 1 | 1 | 0 | * | * | * | * | * | * | 1 | 0 | * | * | * | * |
| 04:00 | 5 | 2 | 1 | 1 | * | * | * | * | * | * | 3 | 2 | * | * | * | * |
| 05:00 | 7 | 2 | 12 | 5 | * | * | * | * | * | * | 10 | 4 | * | * | * | * |
| 06:00 | 20 | 18 | 11 | 24 | * | * | * | * | * | * | 16 | 21 | * | * | * | * |
| 07:00 | 29 | 35 | 3 | 59 | * | * | * | * | * | * | 16 | 47 | * | * | * | * |
| 08:00 | 31 | 45 | 0 | 75 | * | * | * | * | * | * | 16 | 60 | * | * | * | * |
| 09:00 | 36 | 44 | 0 | 84 | * | * | * | * | * | * | 18 | 64 | * | * | * | * |
| 10:00 | 25 | 33 | 0 | 55 | * | * | * | * | * | * | 12 | 44 | * | * | * | * |
| 11:00 | 48 | 66 | 0 | 78 | * | * | * | * | * | * | 24 | 72 | * | * | * | * |
| 12:00 PM | 34 | 64 | 23 | 75 | * | * | * | * | * | * | 28 | 70 | * | * | * | * |
| 01:00 | 33 | 55 | 27 | 58 | * | * | * | * | * | * | 30 | 56 | * | * | * | * |
| 02:00 | 26 | 39 | 32 | 37 | * | * | * | * | * | * | 29 | 38 | * | * | * | * |
| 03:00 | 35 | 58 | 44 | 50 | * | * | * | * | * | * | 40 | 54 | * | * | * | * |
| 04:00 | 36 | 55 | 22 | 59 | * | * | * | * | * | * | 29 | 57 | * | * | * | * |
| 05:00 | 28 | 52 | 28 | 57 | * | * | * | * | * | * | 28 | 54 | * | * | * | * |
| 06:00 | 23 | 58 | 36 | 60 | * | * | * | * | * | * | 30 | 59 | * | * | * | * |
| 07:00 | 30 | 56 | 29 | 38 | * | * | * | * | * | * | 30 | 47 | * | * | * | * |
| 08:00 | 20 | 34 | 25 | 22 | * | * | * | * | * | * | 22 | 28 | * | * | * | * |
| 09:00 | 13 | 15 | 16 | 22 | * | * | * | * | * | * | 14 | 18 | * | * | * | * |
| 10:00 | 8 | 17 | 6 | 5 | * | * | * | * | * | * | 7 | 11 | * | * | * | * |
| 11:00 | 6 | 9 | 7 | 13 | * | * | * | * | * | * | 6 | 11 | * | * | * | * |
| Total Day | 501 | 768 | 334 | 887 | 0 | 0 | 0 | 0 | 0 | 0 | 419 | 827 | 0 | 0 | 0 | 0 |
| AM Peak | 11:00 | 11:00 | 05:00 | 09:00 | - | - | - | - | - | - | 11:00 | 11:00 | - | - | - | - |
| Vol. | 48 | 66 | 12 | 84 | - | - | - | - | - | - | 24 | 72 | - | - | - | - |
| PM Peak | 16:00 | 12:00 | 15:00 | 12:00 | - | - | - | - | - | - | 15:00 | 12:00 | - | - | - | - |
| Vol. | 36 | 64 | 44 | 75 | - | - | - | - | - | - | 40 | 70 | - | - | - | - |

| | | | | | | | | |
|-------------|-----------|------------|---|---|------|------|------|------|
| Comb. Total | 1269 | 1221 | 0 | 0 | 1211 | 2457 | 1394 | 1161 |
| ADT | ADT 1,099 | AADT 1,099 | | | | | | |

City of San Clemente Engineering Division

Project: Paseo De Cristobal Traffic Calming
Post Improvement Survey

cristobal 120 w. ecr 2.3.17 P
Site Code: 120CRIS
Date Start: 26-Jan-17
Date End: 02-Feb-17
El Camino Real
Ola Vista

| Start Time | 23-Jan-17 | | Tue | | Wed | | Thu | | Fri | | Sat | | Sun | | Week Average | | |
|------------|-----------|----|-----|----|-----|----|-------|-------|-------|-------|-------|-------|-------|-------|--------------|-------|----|
| | WB | EB | WB | EB | WB | EB | WB | EB | WB | EB | WB | EB | WB | EB | WB | EB | |
| 12:00 AM | * | * | * | * | * | * | * | * | 1 | 0 | 8 | 7 | 3 | 7 | 4 | 5 | |
| 01:00 | * | * | * | * | * | * | * | * | 0 | 2 | 2 | 5 | 4 | 6 | 2 | 4 | |
| 02:00 | * | * | * | * | * | * | * | * | 0 | 1 | 1 | 6 | 0 | 3 | 0 | 3 | |
| 03:00 | * | * | * | * | * | * | * | * | 3 | 3 | 2 | 2 | 1 | 1 | 2 | 2 | |
| 04:00 | * | * | * | * | * | * | * | * | 1 | 0 | 4 | 0 | 1 | 1 | 2 | 0 | |
| 05:00 | * | * | * | * | * | * | * | * | 14 | 2 | 4 | 0 | 4 | 3 | 7 | 2 | |
| 06:00 | * | * | * | * | * | * | * | * | 12 | 25 | 12 | 11 | 9 | 11 | 11 | 16 | |
| 07:00 | * | * | * | * | * | * | * | * | 47 | 29 | 16 | 13 | 17 | 13 | 27 | 18 | |
| 08:00 | * | * | * | * | * | * | * | * | 37 | 30 | 33 | 30 | 17 | 18 | 29 | 26 | |
| 09:00 | * | * | * | * | * | * | * | * | 34 | 35 | 29 | 43 | 32 | 31 | 32 | 36 | |
| 10:00 | * | * | * | * | * | * | * | * | 28 | 41 | 38 | 43 | 32 | 35 | 33 | 40 | |
| 11:00 | * | * | * | * | * | * | * | 29 | 48 | 26 | 45 | 35 | 47 | 46 | 49 | 34 | 47 |
| 12:00 PM | * | * | * | * | * | * | * | 29 | 42 | 38 | 60 | 31 | 50 | 30 | 62 | 32 | 54 |
| 01:00 | * | * | * | * | * | * | * | 36 | 44 | 35 | 47 | 32 | 50 | 25 | 51 | 32 | 48 |
| 02:00 | * | * | * | * | * | * | * | 27 | 48 | 30 | 45 | 27 | 37 | 26 | 51 | 28 | 45 |
| 03:00 | * | * | * | * | * | * | * | 34 | 44 | 66 | 139 | 30 | 56 | 32 | 59 | 40 | 74 |
| 04:00 | * | * | * | * | * | * | * | 31 | 48 | 34 | 58 | 38 | 66 | 47 | 47 | 38 | 55 |
| 05:00 | * | * | * | * | * | * | * | 40 | 51 | 34 | 60 | 46 | 44 | 37 | 38 | 39 | 48 |
| 06:00 | * | * | * | * | * | * | * | 18 | 25 | 34 | 46 | 30 | 30 | 30 | 29 | 28 | 32 |
| 07:00 | * | * | * | * | * | * | * | 12 | 43 | 22 | 35 | 17 | 29 | 17 | 27 | 17 | 34 |
| 08:00 | * | * | * | * | * | * | * | 18 | 29 | 8 | 30 | 16 | 28 | 14 | 21 | 14 | 27 |
| 09:00 | * | * | * | * | * | * | * | 10 | 16 | 9 | 20 | 14 | 11 | 13 | 21 | 12 | 17 |
| 10:00 | * | * | * | * | * | * | * | 6 | 10 | 5 | 14 | 4 | 18 | 5 | 10 | 5 | 13 |
| 11:00 | * | * | * | * | * | * | * | 4 | 3 | 10 | 15 | 5 | 15 | 9 | 7 | 7 | 10 |
| Lane Day | 0 | 0 | 0 | 0 | 0 | 0 | 294 | 451 | 528 | 782 | 474 | 641 | 451 | 601 | 475 | 656 | |
| | 0 | | 0 | | 0 | | 745 | | 1310 | | 1115 | | 1052 | | 1131 | | |
| AM Peak | - | - | - | - | - | - | 11:00 | 11:00 | 07:00 | 11:00 | 10:00 | 11:00 | 11:00 | 11:00 | 11:00 | 11:00 | |
| Vol. | - | - | - | - | - | - | 29 | 48 | 47 | 45 | 38 | 47 | 46 | 49 | 34 | 47 | |
| PM Peak | - | - | - | - | - | - | 17:00 | 17:00 | 15:00 | 15:00 | 17:00 | 16:00 | 16:00 | 12:00 | 15:00 | 15:00 | |
| Vol. | - | - | - | - | - | - | 40 | 51 | 66 | 139 | 46 | 66 | 47 | 62 | 40 | 74 | |

City of San Clemente Engineering Division

Project: Paseo De Cristobal Traffic Calming
Post Improvement Survey

cristobal 120 w. ecr 2.3.17 P
Site Code: 120CRIS
Date Start: 26-Jan-17
Date End: 02-Feb-17
El Camino Real
Ola Vista

| Start Time | 30-Jan-17 | | Tue | | Wed | | Thu | | Fri | | Sat | | Sun | | Week Average | |
|------------|-----------|-------|-------|-------|-------|-------|-------|-------|-----|----|-----|----|-----|----|--------------|-------|
| | WB | EB | WB | EB | WB | EB | WB | EB | WB | EB | WB | EB | WB | EB | WB | EB |
| 12:00 AM | 0 | 3 | 0 | 1 | 0 | 2 | 1 | 3 | * | * | * | * | * | * | 0 | 2 |
| 01:00 | 1 | 4 | 0 | 3 | 0 | 2 | 0 | 3 | * | * | * | * | * | * | 0 | 3 |
| 02:00 | 2 | 2 | 0 | 2 | 1 | 2 | 1 | 1 | * | * | * | * | * | * | 1 | 2 |
| 03:00 | 3 | 1 | 1 | 0 | 2 | 1 | 1 | 0 | * | * | * | * | * | * | 2 | 0 |
| 04:00 | 1 | 1 | 1 | 1 | 1 | 1 | 3 | 1 | * | * | * | * | * | * | 2 | 1 |
| 05:00 | 6 | 5 | 14 | 7 | 12 | 3 | 13 | 5 | * | * | * | * | * | * | 11 | 5 |
| 06:00 | 16 | 21 | 22 | 23 | 11 | 17 | 20 | 22 | * | * | * | * | * | * | 17 | 21 |
| 07:00 | 36 | 29 | 39 | 34 | 45 | 32 | 36 | 33 | * | * | * | * | * | * | 39 | 32 |
| 08:00 | 35 | 53 | 41 | 34 | 35 | 53 | 47 | 46 | * | * | * | * | * | * | 40 | 46 |
| 09:00 | 33 | 29 | 31 | 21 | 42 | 24 | 38 | 43 | * | * | * | * | * | * | 36 | 29 |
| 10:00 | 30 | 39 | 31 | 34 | 33 | 31 | 33 | 41 | * | * | * | * | * | * | 32 | 36 |
| 11:00 | 27 | 45 | 32 | 43 | 21 | 26 | 31 | 41 | * | * | * | * | * | * | 28 | 39 |
| 12:00 PM | 38 | 55 | 32 | 57 | 24 | 60 | 38 | 57 | * | * | * | * | * | * | 33 | 57 |
| 01:00 | 29 | 50 | 26 | 36 | 21 | 25 | 31 | 44 | * | * | * | * | * | * | 27 | 39 |
| 02:00 | 36 | 46 | 26 | 45 | 30 | 47 | * | * | * | * | * | * | * | * | 31 | 46 |
| 03:00 | 27 | 59 | 42 | 67 | 53 | 56 | * | * | * | * | * | * | * | * | 41 | 61 |
| 04:00 | 41 | 53 | 39 | 59 | 39 | 74 | * | * | * | * | * | * | * | * | 40 | 62 |
| 05:00 | 42 | 63 | 35 | 59 | 36 | 72 | * | * | * | * | * | * | * | * | 38 | 65 |
| 06:00 | 31 | 63 | 23 | 35 | 23 | 51 | * | * | * | * | * | * | * | * | 26 | 50 |
| 07:00 | 16 | 37 | 17 | 31 | 30 | 37 | * | * | * | * | * | * | * | * | 21 | 35 |
| 08:00 | 9 | 12 | 5 | 21 | 6 | 28 | * | * | * | * | * | * | * | * | 7 | 20 |
| 09:00 | 13 | 14 | 8 | 14 | 7 | 13 | * | * | * | * | * | * | * | * | 9 | 14 |
| 10:00 | 6 | 12 | 5 | 13 | 7 | 12 | * | * | * | * | * | * | * | * | 6 | 12 |
| 11:00 | 1 | 4 | 2 | 1 | 2 | 13 | * | * | * | * | * | * | * | * | 2 | 6 |
| Lane Day | 479 | 700 | 472 | 641 | 481 | 682 | 293 | 340 | 0 | 0 | 0 | 0 | 0 | 0 | 489 | 683 |
| AM Peak | 07:00 | 08:00 | 08:00 | 11:00 | 07:00 | 08:00 | 08:00 | 08:00 | - | - | - | - | - | - | 08:00 | 08:00 |
| Vol. | 36 | 53 | 41 | 43 | 45 | 53 | 47 | 46 | - | - | - | - | - | - | 40 | 46 |
| PM Peak | 17:00 | 17:00 | 15:00 | 15:00 | 15:00 | 16:00 | 12:00 | 12:00 | - | - | - | - | - | - | 15:00 | 17:00 |
| Vol. | 42 | 63 | 42 | 67 | 53 | 74 | 38 | 57 | - | - | - | - | - | - | 41 | 65 |

| | | | | | | | | |
|-------------|-----------|------------|------|------|------|------|------|------|
| Comb. Total | 1179 | 1113 | 1163 | 1378 | 1310 | 1115 | 1052 | 2303 |
| ADT | ADT 1,154 | AADT 1,154 | | | | | | |

City of San Clemente Engineering Division

Paseo De Cristobal Traffic Calming
Survey Location: 213 Paseo De Cristobal

Cristobal 213 W Ola Vista 7.5.18_P
Date Start: 06-Jul-18
Date End: 12-Jul-18

| Start Time | 02-Jul-18 | | Tue | | Wed | | Thu | | Fri | | Weekday Average | | Sat | | Sun | | |
|------------|-----------|----|-----|----|-----|----|-----|----|-----|-------|-----------------|-------|-------|-------|-------|-------|-------|
| | EB | WB | EB | WB | EB | WB | EB | WB | EB | WB | EB | WB | EB | WB | EB | WB | |
| 12:00 AM | * | * | * | * | * | * | * | * | * | * | * | * | * | 2 | 3 | 0 | 3 |
| 01:00 | * | * | * | * | * | * | * | * | * | * | * | * | * | 2 | 3 | 0 | 1 |
| 02:00 | * | * | * | * | * | * | * | * | * | * | * | * | * | 1 | 2 | 0 | 2 |
| 03:00 | * | * | * | * | * | * | * | * | * | * | * | * | * | 0 | 0 | 0 | 2 |
| 04:00 | * | * | * | * | * | * | * | * | * | * | * | * | * | 1 | 0 | 0 | 1 |
| 05:00 | * | * | * | * | * | * | * | * | * | * | * | * | * | 4 | 2 | 0 | 2 |
| 06:00 | * | * | * | * | * | * | * | * | * | * | * | * | * | 11 | 8 | 0 | 15 |
| 07:00 | * | * | * | * | * | * | * | * | * | * | * | * | * | 18 | 18 | 0 | 32 |
| 08:00 | * | * | * | * | * | * | * | * | * | * | * | * | * | 9 | 16 | 0 | 32 |
| 09:00 | * | * | * | * | * | * | * | * | * | * | * | * | * | 28 | 28 | 0 | 39 |
| 10:00 | * | * | * | * | * | * | * | * | * | 16 | 29 | 16 | 29 | 29 | 29 | 16 | 24 |
| 11:00 | * | * | * | * | * | * | * | * | * | 19 | 45 | 19 | 45 | 27 | 50 | 18 | 44 |
| 12:00 PM | * | * | * | * | * | * | * | * | * | 32 | 42 | 32 | 42 | 20 | 31 | 21 | 40 |
| 01:00 | * | * | * | * | * | * | * | * | * | 24 | 32 | 24 | 32 | 24 | 46 | 29 | 46 |
| 02:00 | * | * | * | * | * | * | * | * | * | 28 | 34 | 28 | 34 | 37 | 45 | 29 | 34 |
| 03:00 | * | * | * | * | * | * | * | * | * | 40 | 34 | 40 | 34 | 46 | 21 | 33 | 28 |
| 04:00 | * | * | * | * | * | * | * | * | * | 32 | 44 | 32 | 44 | 34 | 25 | 34 | 27 |
| 05:00 | * | * | * | * | * | * | * | * | * | 36 | 35 | 36 | 35 | 35 | 23 | 31 | 24 |
| 06:00 | * | * | * | * | * | * | * | * | * | 35 | 32 | 35 | 32 | 17 | 24 | 27 | 21 |
| 07:00 | * | * | * | * | * | * | * | * | * | 22 | 25 | 22 | 25 | 20 | 23 | 14 | 25 |
| 08:00 | * | * | * | * | * | * | * | * | * | 28 | 13 | 28 | 13 | 12 | 26 | 29 | 18 |
| 09:00 | * | * | * | * | * | * | * | * | * | 19 | 18 | 19 | 18 | 0 | 20 | 11 | 7 |
| 10:00 | * | * | * | * | * | * | * | * | * | 11 | 9 | 11 | 9 | 0 | 11 | 6 | 10 |
| 11:00 | * | * | * | * | * | * | * | * | * | 9 | 5 | 9 | 5 | 0 | 15 | 10 | 11 |
| Total | 0 | 0 | 0 | 0 | 0 | 0 | 0 | 0 | 0 | 351 | 397 | 351 | 397 | 377 | 469 | 308 | 488 |
| Day | 0 | 0 | 0 | 0 | 0 | 0 | 0 | 0 | 0 | 748 | 748 | 748 | 748 | 846 | 846 | 796 | 796 |
| AM Peak | - | - | - | - | - | - | - | - | - | 11:00 | 11:00 | 11:00 | 11:00 | 10:00 | 11:00 | 11:00 | 11:00 |
| Vol. | - | - | - | - | - | - | - | - | - | 19 | 45 | 19 | 45 | 29 | 50 | 18 | 44 |
| PM Peak | - | - | - | - | - | - | - | - | - | 15:00 | 16:00 | 15:00 | 16:00 | 15:00 | 13:00 | 16:00 | 13:00 |
| Vol. | - | - | - | - | - | - | - | - | - | 40 | 44 | 40 | 44 | 46 | 46 | 34 | 46 |

City of San Clemente Engineering Division

Paseo De Cristobal Traffic Calming
Survey Location: 213 Paseo De Cristobal

Cristobal 213 W Ola Vista 7.5.18_P
Date Start: 06-Jul-18
Date End: 12-Jul-18

| Start Time | 09-Jul-18 | | Tue | | Wed | | Thu | | Fri | | Weekday Average | | Sat | | Sun | |
|------------|-----------|-----------|-----------|-----------|-----------|-----------|-----------|-----------|-----|----|-----------------|-----------|-----|----|-----|----|
| | EB | WB | EB | WB | EB | WB | EB | WB | EB | WB | EB | WB | EB | WB | EB | WB |
| 12:00 AM | 4 | 1 | 4 | 8 | 0 | 1 | 3 | 2 | * | * | 3 | 3 | * | * | * | * |
| 01:00 | 0 | 3 | 4 | 0 | 2 | 1 | 0 | 0 | * | * | 2 | 1 | * | * | * | * |
| 02:00 | 0 | 1 | 1 | 2 | 0 | 1 | 2 | 0 | * | * | 1 | 1 | * | * | * | * |
| 03:00 | 1 | 1 | 1 | 0 | 0 | 0 | 0 | 0 | * | * | 0 | 0 | * | * | * | * |
| 04:00 | 2 | 1 | 2 | 3 | 1 | 0 | 3 | 1 | * | * | 2 | 1 | * | * | * | * |
| 05:00 | 2 | 1 | 10 | 4 | 4 | 6 | 8 | 4 | * | * | 6 | 4 | * | * | * | * |
| 06:00 | 8 | 8 | 12 | 10 | 13 | 6 | 7 | 13 | * | * | 10 | 9 | * | * | * | * |
| 07:00 | 7 | 14 | 12 | 13 | 19 | 20 | 23 | 20 | * | * | 15 | 17 | * | * | * | * |
| 08:00 | 22 | 31 | 22 | 24 | 25 | 31 | 20 | 23 | * | * | 22 | 27 | * | * | * | * |
| 09:00 | 23 | 31 | 23 | 24 | 19 | 22 | 18 | 17 | * | * | 21 | 24 | * | * | * | * |
| 10:00 | 14 | 19 | 17 | 15 | 19 | 21 | 20 | 27 | * | * | 18 | 20 | * | * | * | * |
| 11:00 | 29 | 31 | 23 | 32 | 22 | 39 | 24 | 42 | * | * | 24 | 36 | * | * | * | * |
| 12:00 PM | 27 | 38 | 25 | 33 | 21 | 25 | 22 | 33 | * | * | 24 | 32 | * | * | * | * |
| 01:00 | 20 | 23 | 13 | 26 | 25 | 29 | * | * | * | * | 19 | 26 | * | * | * | * |
| 02:00 | 21 | 30 | 29 | 24 | 24 | 37 | * | * | * | * | 25 | 30 | * | * | * | * |
| 03:00 | 34 | 35 | 30 | 41 | 30 | 36 | * | * | * | * | 31 | 37 | * | * | * | * |
| 04:00 | 25 | 24 | 13 | 33 | 32 | 27 | * | * | * | * | 23 | 28 | * | * | * | * |
| 05:00 | 13 | 35 | 31 | 25 | 43 | 10 | * | * | * | * | 29 | 23 | * | * | * | * |
| 06:00 | 18 | 23 | 24 | 29 | 29 | 27 | * | * | * | * | 24 | 26 | * | * | * | * |
| 07:00 | 23 | 26 | 27 | 26 | 23 | 19 | * | * | * | * | 24 | 24 | * | * | * | * |
| 08:00 | 22 | 22 | 24 | 11 | 23 | 22 | * | * | * | * | 23 | 18 | * | * | * | * |
| 09:00 | 5 | 5 | 11 | 13 | 10 | 14 | * | * | * | * | 9 | 11 | * | * | * | * |
| 10:00 | 9 | 12 | 3 | 5 | 4 | 8 | * | * | * | * | 5 | 8 | * | * | * | * |
| 11:00 | 8 | 6 | 7 | 5 | 9 | 3 | * | * | * | * | 8 | 5 | * | * | * | * |
| Total Day | 337 | 421 | 368 | 406 | 397 | 405 | 150 | 182 | 0 | 0 | 368 | 411 | 0 | 0 | 0 | 0 |
| AM Peak | 11:00 | 08:00 | 09:00 | 11:00 | 08:00 | 11:00 | 11:00 | 11:00 | - | - | 11:00 | 11:00 | - | - | - | - |
| Vol. | 29 | 31 | 23 | 32 | 25 | 39 | 24 | 42 | - | - | 24 | 36 | - | - | - | - |
| PM Peak | 15:00 | 12:00 | 17:00 | 15:00 | 17:00 | 14:00 | 12:00 | 12:00 | - | - | 15:00 | 15:00 | - | - | - | - |
| Vol. | 34 | 38 | 31 | 41 | 43 | 37 | 22 | 33 | - | - | 31 | 37 | - | - | - | - |

| | | | | | | | | |
|-------------|---------|----------|-----|-----|-----|------|-----|-----|
| Comb. Total | 758 | 774 | 802 | 332 | 748 | 1527 | 846 | 796 |
| ADT | ADT 815 | AADT 815 | | | | | | |

City of San Clemente Engineering Division

Project: Traffic Calming
Location: Ave De La Estrella

Untitled S
Date Start: 5/15/2019
Date End: 5/31/2019
Site Code: 609ESTR

| Start Time | 5/13/2019 | | Tue | | Wed | | Thu | | Fri | | Sat | | Sun | | Week Average | |
|------------|-----------|----|-----|----|-------|-------|-------|-------|-------|-------|-------|-------|-------|-------|--------------|-------|
| | SB | NB | SB | NB | SB | NB | SB | NB | SB | NB | SB | NB | SB | NB | SB | NB |
| 12:00 AM | * | * | * | * | * | * | 7 | 11 | 12 | 14 | 12 | 24 | 2 | 0 | 8 | 12 |
| 01:00 | * | * | * | * | * | * | 3 | 8 | 10 | 20 | 13 | 15 | 0 | 0 | 6 | 11 |
| 02:00 | * | * | * | * | * | * | 6 | 6 | 4 | 7 | 9 | 13 | 0 | 0 | 5 | 6 |
| 03:00 | * | * | * | * | * | * | 6 | 0 | 11 | 9 | 7 | 9 | 0 | 0 | 6 | 4 |
| 04:00 | * | * | * | * | * | * | 18 | 10 | 16 | 9 | 12 | 8 | 0 | 0 | 12 | 7 |
| 05:00 | * | * | * | * | * | * | 59 | 9 | 58 | 14 | 28 | 6 | 0 | 0 | 36 | 7 |
| 06:00 | * | * | * | * | * | * | 140 | 68 | 138 | 62 | 66 | 25 | 1 | 0 | 86 | 39 |
| 07:00 | * | * | * | * | * | * | 239 | 189 | 261 | 207 | 112 | 70 | 5 | 0 | 154 | 116 |
| 08:00 | * | * | * | * | * | * | 244 | 158 | 248 | 171 | 152 | 102 | 0 | 0 | 161 | 108 |
| 09:00 | * | * | * | * | * | * | 170 | 167 | 206 | 158 | 203 | 132 | 0 | 0 | 145 | 114 |
| 10:00 | * | * | * | * | 146 | 141 | 148 | 132 | 170 | 158 | 193 | 168 | 0 | 0 | 131 | 120 |
| 11:00 | * | * | * | * | 178 | 148 | 191 | 144 | 188 | 178 | 252 | 201 | 0 | 0 | 162 | 134 |
| 12:00 PM | * | * | * | * | 211 | 163 | 201 | 174 | 169 | 180 | 209 | 183 | 0 | 0 | 158 | 140 |
| 01:00 | * | * | * | * | 191 | 213 | 206 | 192 | 196 | 204 | 213 | 203 | 0 | 0 | 161 | 162 |
| 02:00 | * | * | * | * | 193 | 181 | 247 | 246 | 263 | 257 | 187 | 182 | 0 | 2 | 178 | 174 |
| 03:00 | * | * | * | * | 79 | 1 | 215 | 247 | 272 | 280 | 190 | 212 | 2 | 20 | 152 | 152 |
| 04:00 | * | * | * | * | 266 | 262 | 244 | 243 | 228 | 311 | 148 | 157 | 0 | 15 | 177 | 198 |
| 05:00 | * | * | * | * | 254 | 253 | 215 | 270 | 256 | 237 | 18 | 0 | 0 | 23 | 149 | 157 |
| 06:00 | * | * | * | * | 141 | 165 | 205 | 205 | 195 | 205 | 17 | 0 | 0 | 13 | 112 | 118 |
| 07:00 | * | * | * | * | 149 | 163 | 158 | 136 | 158 | 155 | 11 | 0 | 0 | 15 | 95 | 94 |
| 08:00 | * | * | * | * | 116 | 108 | 114 | 112 | 129 | 190 | 12 | 0 | 0 | 6 | 74 | 83 |
| 09:00 | * | * | * | * | 76 | 109 | 67 | 106 | 110 | 112 | 7 | 0 | 0 | 4 | 52 | 66 |
| 10:00 | * | * | * | * | 46 | 71 | 33 | 64 | 44 | 94 | 9 | 0 | 0 | 1 | 26 | 46 |
| 11:00 | * | * | * | * | 20 | 36 | 23 | 37 | 45 | 64 | 2 | 0 | 0 | 0 | 18 | 27 |
| Lane Day | 0 | 0 | 0 | 0 | 2066 | 2014 | 3159 | 2934 | 3387 | 3296 | 2082 | 1710 | 10 | 99 | 2264 | 2095 |
| AM Peak | - | - | - | - | 11:00 | 11:00 | 08:00 | 07:00 | 07:00 | 07:00 | 11:00 | 11:00 | 07:00 | - | 11:00 | 11:00 |
| Vol. | - | - | - | - | 178 | 148 | 244 | 189 | 261 | 207 | 252 | 201 | 5 | - | 162 | 134 |
| PM Peak | - | - | - | - | 16:00 | 16:00 | 14:00 | 17:00 | 15:00 | 16:00 | 13:00 | 15:00 | 15:00 | 17:00 | 14:00 | 16:00 |
| Vol. | - | - | - | - | 266 | 262 | 247 | 270 | 272 | 311 | 213 | 212 | 2 | 23 | 178 | 198 |

ADT 6388

City of San Clemente Engineering Division

Project: Traffic Calming
Location: Ave De La Estrella

Untitled S
Date Start: 5/15/2019
Date End: 5/31/2019
Site Code: 609ESTR

| Start Time | 5/20/2019 | | Tue | | Wed | | Thu | | Fri | | Sat | | Sun | | Week Average | |
|------------|-----------|-------|-------|-------|-----|-------|-------|-------|-----|-------|-------|-------|-----|-------|--------------|-------|
| | SB | NB | SB | NB | SB | NB | SB | NB | SB | NB | SB | NB | SB | NB | SB | NB |
| 12:00 AM | 0 | 0 | 0 | 0 | 0 | 0 | 0 | 0 | 0 | 0 | 0 | 0 | 0 | 0 | 0 | 0 |
| 01:00 | 0 | 0 | 0 | 0 | 0 | 0 | 0 | 0 | 0 | 0 | 0 | 0 | 0 | 0 | 0 | 0 |
| 02:00 | 0 | 0 | 0 | 0 | 0 | 0 | 0 | 0 | 0 | 0 | 0 | 0 | 0 | 0 | 0 | 0 |
| 03:00 | 0 | 0 | 0 | 1 | 0 | 0 | 0 | 0 | 0 | 0 | 0 | 0 | 0 | 0 | 0 | 0 |
| 04:00 | 0 | 0 | 0 | 0 | 0 | 0 | 0 | 0 | 0 | 0 | 0 | 0 | 0 | 0 | 0 | 0 |
| 05:00 | 0 | 1 | 0 | 2 | 0 | 2 | 0 | 0 | 0 | 0 | 0 | 0 | 0 | 0 | 0 | 1 |
| 06:00 | 0 | 7 | 0 | 12 | 0 | 13 | 0 | 0 | 0 | 1 | 0 | 0 | 0 | 0 | 0 | 5 |
| 07:00 | 0 | 45 | 0 | 48 | 0 | 52 | 0 | 4 | 0 | 1 | 0 | 1 | 0 | 0 | 0 | 22 |
| 08:00 | 1 | 51 | 0 | 37 | 0 | 32 | 0 | 5 | 0 | 3 | 0 | 2 | 0 | 1 | 0 | 19 |
| 09:00 | 0 | 26 | 0 | 30 | 0 | 25 | 0 | 1 | 0 | 1 | 0 | 1 | 0 | 1 | 0 | 12 |
| 10:00 | 0 | 26 | 0 | 22 | 0 | 23 | 0 | 5 | 0 | 4 | 0 | 2 | 0 | 0 | 0 | 12 |
| 11:00 | 1 | 31 | 1 | 26 | 0 | 21 | 0 | 3 | 0 | 2 | 1 | 6 | 0 | 0 | 0 | 13 |
| 12:00 PM | 0 | 24 | 0 | 34 | 0 | 25 | 0 | 0 | 0 | 4 | 0 | 12 | 0 | 1 | 0 | 14 |
| 01:00 | 0 | 33 | 0 | 35 | 0 | 1 | 1 | 1 | 0 | 3 | 0 | 8 | 0 | 0 | 0 | 12 |
| 02:00 | 0 | 68 | 0 | 36 | 0 | 3 | 0 | 2 | 0 | 3 | 0 | 2 | 0 | 0 | 0 | 16 |
| 03:00 | 0 | 53 | 3 | 54 | 0 | 3 | 1 | 5 | 0 | 4 | 0 | 1 | 0 | 0 | 1 | 17 |
| 04:00 | 0 | 59 | 3 | 57 | 0 | 3 | 2 | 4 | 0 | 2 | 1 | 2 | 0 | 0 | 1 | 18 |
| 05:00 | 1 | 45 | 0 | 61 | 0 | 1 | 0 | 1 | 0 | 0 | 0 | 1 | 0 | 2 | 0 | 16 |
| 06:00 | 0 | 27 | 0 | 40 | 0 | 0 | 0 | 0 | 0 | 0 | 0 | 0 | 0 | 0 | 0 | 10 |
| 07:00 | 0 | 18 | 0 | 23 | 0 | 1 | 0 | 1 | 0 | 0 | 0 | 0 | 0 | 1 | 0 | 6 |
| 08:00 | 0 | 12 | 0 | 11 | 0 | 0 | 0 | 1 | 0 | 0 | 0 | 0 | 0 | 0 | 0 | 3 |
| 09:00 | 0 | 9 | 0 | 3 | 0 | 0 | 0 | 1 | 0 | 0 | 0 | 1 | 0 | 0 | 0 | 2 |
| 10:00 | 0 | 4 | 0 | 4 | 0 | 0 | 0 | 0 | 0 | 0 | 0 | 0 | 0 | 0 | 0 | 1 |
| 11:00 | 0 | 0 | 0 | 1 | 0 | 0 | 0 | 0 | 0 | 1 | 0 | 0 | 0 | 0 | 0 | 0 |
| Lane Day | 3 | 539 | 7 | 537 | 0 | 205 | 4 | 34 | 0 | 29 | 2 | 39 | 0 | 6 | 2 | 199 |
| AM Peak | 08:00 | 08:00 | 11:00 | 07:00 | - | 07:00 | - | 08:00 | - | 10:00 | 11:00 | 11:00 | - | 08:00 | - | 07:00 |
| Vol. | 1 | 51 | 1 | 48 | - | 52 | - | 5 | - | 4 | 1 | 6 | - | 1 | - | 22 |
| PM Peak | 17:00 | 14:00 | 15:00 | 17:00 | - | 12:00 | 16:00 | 15:00 | - | 12:00 | 16:00 | 12:00 | - | 17:00 | 15:00 | 16:00 |
| Vol. | 1 | 68 | 3 | 61 | - | 25 | 2 | 5 | - | 4 | 1 | 12 | - | 2 | 1 | 18 |

Transportation Studies, Inc.

2640 Walnut Avenue, Suite L
Tustin, CA. 92780

Location : AVENIDA DE LA ESTRELLA
Segment : N/O AVENIDA PALIZADA
Client : CITY SAN CLEMENT

Site: AN CLEMENTE
Date: 01/29/19

| Interval | SB | | | | NB | | | | Combined | | Day: | Tuesday |
|------------|-------|-------|-------|-----|-------|-------|-------|-----|----------|-------|-------|---------|
| | AM | | PM | | AM | | PM | | AM | PM | | |
| 12:00 | 1 | 9 | 58 | 219 | 4 | 21 | 52 | 215 | 5 | 30 | 110 | 434 |
| 12:15 | 0 | | 56 | | 7 | | 55 | | 7 | | 111 | |
| 12:30 | 5 | | 45 | | 4 | | 48 | | 9 | | 93 | |
| 12:45 | 3 | | 60 | | 6 | | 60 | | 9 | | 120 | |
| 01:00 | 0 | 3 | 82 | 282 | 2 | 3 | 61 | 198 | 2 | 6 | 143 | 480 |
| 01:15 | 2 | | 68 | | 0 | | 46 | | 2 | | 114 | |
| 01:30 | 1 | | 65 | | 0 | | 43 | | 1 | | 108 | |
| 01:45 | 0 | | 67 | | 1 | | 48 | | 1 | | 115 | |
| 02:00 | 0 | 2 | 58 | 264 | 0 | 3 | 50 | 221 | 0 | 5 | 108 | 485 |
| 02:15 | 1 | | 62 | | 1 | | 60 | | 2 | | 122 | |
| 02:30 | 1 | | 88 | | 0 | | 46 | | 1 | | 134 | |
| 02:45 | 0 | | 56 | | 2 | | 65 | | 2 | | 121 | |
| 03:00 | 1 | 6 | 82 | 336 | 1 | 2 | 85 | 302 | 2 | 8 | 167 | 638 |
| 03:15 | 1 | | 80 | | 0 | | 62 | | 1 | | 142 | |
| 03:30 | 1 | | 80 | | 0 | | 80 | | 1 | | 160 | |
| 03:45 | 3 | | 94 | | 1 | | 75 | | 4 | | 169 | |
| 04:00 | 1 | 16 | 82 | 343 | 1 | 7 | 96 | 349 | 2 | 23 | 178 | 692 |
| 04:15 | 4 | | 96 | | 2 | | 94 | | 6 | | 190 | |
| 04:30 | 3 | | 74 | | 2 | | 72 | | 5 | | 146 | |
| 04:45 | 8 | | 91 | | 2 | | 87 | | 10 | | 178 | |
| 05:00 | 9 | 70 | 92 | 342 | 1 | 12 | 76 | 306 | 10 | 82 | 168 | 648 |
| 05:15 | 11 | | 88 | | 1 | | 82 | | 12 | | 170 | |
| 05:30 | 22 | | 92 | | 2 | | 74 | | 24 | | 166 | |
| 05:45 | 28 | | 70 | | 8 | | 74 | | 36 | | 144 | |
| 06:00 | 27 | 164 | 64 | 231 | 6 | 69 | 56 | 206 | 33 | 233 | 120 | 437 |
| 06:15 | 26 | | 68 | | 13 | | 52 | | 39 | | 120 | |
| 06:30 | 63 | | 50 | | 18 | | 54 | | 81 | | 104 | |
| 06:45 | 48 | | 49 | | 32 | | 44 | | 80 | | 93 | |
| 07:00 | 70 | 367 | 42 | 136 | 27 | 224 | 48 | 182 | 97 | 591 | 90 | 318 |
| 07:15 | 84 | | 40 | | 30 | | 48 | | 114 | | 88 | |
| 07:30 | 90 | | 26 | | 65 | | 43 | | 155 | | 69 | |
| 07:45 | 123 | | 28 | | 102 | | 43 | | 225 | | 71 | |
| 08:00 | 92 | 300 | 18 | 97 | 60 | 179 | 35 | 119 | 152 | 479 | 53 | 216 |
| 08:15 | 73 | | 25 | | 32 | | 28 | | 105 | | 53 | |
| 08:30 | 66 | | 29 | | 38 | | 34 | | 104 | | 63 | |
| 08:45 | 69 | | 25 | | 49 | | 22 | | 118 | | 47 | |
| 09:00 | 62 | 257 | 25 | 71 | 42 | 173 | 31 | 104 | 104 | 430 | 56 | 175 |
| 09:15 | 67 | | 14 | | 58 | | 28 | | 125 | | 42 | |
| 09:30 | 78 | | 11 | | 43 | | 26 | | 121 | | 37 | |
| 09:45 | 50 | | 21 | | 30 | | 19 | | 80 | | 40 | |
| 10:00 | 52 | 209 | 12 | 39 | 38 | 170 | 23 | 60 | 90 | 379 | 35 | 99 |
| 10:15 | 45 | | 14 | | 32 | | 12 | | 77 | | 26 | |
| 10:30 | 60 | | 3 | | 42 | | 15 | | 102 | | 18 | |
| 10:45 | 52 | | 10 | | 58 | | 10 | | 110 | | 20 | |
| 11:00 | 48 | 225 | 9 | 15 | 49 | 212 | 10 | 31 | 97 | 437 | 19 | 46 |
| 11:15 | 44 | | 3 | | 57 | | 10 | | 101 | | 13 | |
| 11:30 | 75 | | 3 | | 50 | | 8 | | 125 | | 11 | |
| 11:45 | 58 | | 0 | | 56 | | 3 | | 114 | | 3 | |
| Totals | 1.628 | | 2.375 | | 1.075 | | 2.293 | | 2.703 | | 4.668 | |
| Split% | 60.2 | | 50.9 | | 39.8 | | 49.1 | | | | | |
| Day Totals | | 4.003 | | | | 3.368 | | | | 7.371 | | |
| Day Splits | | 54.3 | | | | 45.7 | | | | | | |
| Peak Hour | 07:15 | | 04:45 | | 07:30 | | 04:00 | | 07:15 | | 03:30 | |
| Volume | 389 | | 363 | | 259 | | 349 | | 646 | | 697 | |
| Factor | 0.79 | | 0.99 | | 0.63 | | 0.91 | | 0.72 | | 0.92 | |

Transportation Studies, Inc.

2640 Walnut Avenue, Suite L
Tustin, CA. 92780

Location : AVENIDA DE LA ESTRELLA
Segment : N/O AVENIDA PRESIDIO
Client : CITY SAN CLEMENT

Site: AN CLEMENTE
Date: 01/29/19

| Interval | NB | | | | SB | | | | Combined | | Day: | Tuesday |
|------------|-------|-------|-------|-----|-------|-------|-------|-----|----------|-------|-------|---------|
| | AM | | PM | | AM | | PM | | AM | PM | | |
| 12:00 | 4 | 14 | 23 | 120 | 4 | 25 | 76 | 350 | 8 | 39 | 99 | 470 |
| 12:15 | 0 | | 32 | | 6 | | 90 | | 6 | | 122 | |
| 12:30 | 4 | | 30 | | 7 | | 96 | | 11 | | 126 | |
| 12:45 | 6 | | 35 | | 8 | | 88 | | 14 | | 123 | |
| 01:00 | 1 | 6 | 31 | 106 | 4 | 14 | 85 | 310 | 5 | 20 | 116 | 416 |
| 01:15 | 3 | | 25 | | 3 | | 74 | | 6 | | 99 | |
| 01:30 | 0 | | 25 | | 5 | | 80 | | 5 | | 105 | |
| 01:45 | 2 | | 25 | | 2 | | 71 | | 4 | | 96 | |
| 02:00 | 0 | 2 | 18 | 96 | 2 | 7 | 76 | 334 | 2 | 9 | 94 | 430 |
| 02:15 | 0 | | 26 | | 0 | | 90 | | 0 | | 116 | |
| 02:30 | 0 | | 26 | | 2 | | 88 | | 2 | | 114 | |
| 02:45 | 2 | | 26 | | 3 | | 80 | | 5 | | 106 | |
| 03:00 | 0 | 1 | 22 | 107 | 0 | 3 | 90 | 386 | 0 | 4 | 112 | 493 |
| 03:15 | 0 | | 24 | | 1 | | 86 | | 1 | | 110 | |
| 03:30 | 0 | | 30 | | 1 | | 96 | | 1 | | 126 | |
| 03:45 | 1 | | 31 | | 1 | | 114 | | 2 | | 145 | |
| 04:00 | 1 | 9 | 38 | 147 | 2 | 20 | 116 | 449 | 3 | 29 | 154 | 596 |
| 04:15 | 2 | | 32 | | 3 | | 121 | | 5 | | 153 | |
| 04:30 | 3 | | 35 | | 8 | | 104 | | 11 | | 139 | |
| 04:45 | 3 | | 42 | | 7 | | 108 | | 10 | | 150 | |
| 05:00 | 2 | 6 | 35 | 143 | 6 | 30 | 110 | 448 | 8 | 36 | 145 | 591 |
| 05:15 | 2 | | 34 | | 3 | | 119 | | 5 | | 153 | |
| 05:30 | 1 | | 31 | | 10 | | 109 | | 11 | | 140 | |
| 05:45 | 1 | | 43 | | 11 | | 110 | | 12 | | 153 | |
| 06:00 | 5 | 38 | 26 | 79 | 18 | 87 | 77 | 272 | 23 | 125 | 103 | 351 |
| 06:15 | 9 | | 22 | | 20 | | 79 | | 29 | | 101 | |
| 06:30 | 12 | | 17 | | 28 | | 62 | | 40 | | 79 | |
| 06:45 | 12 | | 14 | | 21 | | 54 | | 33 | | 68 | |
| 07:00 | 14 | 107 | 22 | 71 | 30 | 226 | 60 | 199 | 44 | 333 | 82 | 270 |
| 07:15 | 16 | | 14 | | 50 | | 52 | | 66 | | 66 | |
| 07:30 | 32 | | 13 | | 70 | | 36 | | 102 | | 49 | |
| 07:45 | 45 | | 22 | | 76 | | 51 | | 121 | | 73 | |
| 08:00 | 33 | 121 | 12 | 42 | 72 | 270 | 44 | 140 | 105 | 391 | 56 | 182 |
| 08:15 | 23 | | 12 | | 58 | | 38 | | 81 | | 50 | |
| 08:30 | 34 | | 12 | | 68 | | 30 | | 102 | | 42 | |
| 08:45 | 31 | | 6 | | 72 | | 28 | | 103 | | 34 | |
| 09:00 | 26 | 92 | 5 | 24 | 60 | 244 | 33 | 112 | 86 | 336 | 38 | 136 |
| 09:15 | 26 | | 6 | | 58 | | 31 | | 84 | | 37 | |
| 09:30 | 25 | | 10 | | 70 | | 30 | | 95 | | 40 | |
| 09:45 | 15 | | 3 | | 56 | | 18 | | 71 | | 21 | |
| 10:00 | 19 | 95 | 4 | 13 | 58 | 254 | 16 | 48 | 77 | 349 | 20 | 61 |
| 10:15 | 16 | | 4 | | 42 | | 12 | | 58 | | 16 | |
| 10:30 | 18 | | 3 | | 70 | | 11 | | 88 | | 14 | |
| 10:45 | 42 | | 2 | | 84 | | 9 | | 126 | | 11 | |
| 11:00 | 22 | 109 | 2 | 8 | 61 | 311 | 6 | 24 | 83 | 420 | 8 | 32 |
| 11:15 | 29 | | 1 | | 78 | | 6 | | 107 | | 7 | |
| 11:30 | 31 | | 2 | | 90 | | 7 | | 121 | | 9 | |
| 11:45 | 27 | | 3 | | 82 | | 5 | | 109 | | 8 | |
| Totals | 600 | | 956 | | 1,491 | | 3,072 | | 2,091 | | 4,028 | |
| Split% | 28.7 | | 23.7 | | 71.3 | | 76.3 | | | | | |
| Day Totals | | 1,556 | | | | 4,563 | | | | 6,119 | | |
| Day Splits | | 25.4 | | | | 74.6 | | | | | | |
| Peak Hour | 07:45 | | 04:00 | | 10:45 | | 03:45 | | 10:45 | | 04:00 | |
| Volume | 135 | | 147 | | 313 | | 455 | | 437 | | 596 | |
| Factor | 0.75 | | 0.88 | | 0.87 | | 0.94 | | 0.87 | | 0.97 | |

Transportation Studies, Inc.

2640 Walnut Avenue, Suite L
Tustin, CA. 92780

Location : AVENIDA DE LA ESTRELLA
Segment : S/O AVENIDA PALIZADA
Client : CITY SAN CLEMENT

Site: AN CLEMENTE
Date: 01/29/19

| Interval | NB | | | | SB | | | | Combined | | | | Day: | Tuesday | |
|------------|-------|-------|-------|-----|-------|-------|-------|-----|----------|-------|-------|-----|------|---------|--|
| | AM | | PM | | AM | | PM | | AM | | PM | | | | |
| 12:00 | 2 | 11 | 30 | 138 | 3 | 23 | 83 | 380 | 5 | 34 | 113 | 518 | | | |
| 12:15 | 1 | | 29 | | 6 | | 90 | | 7 | | 119 | | | | |
| 12:30 | 4 | | 31 | | 8 | | 101 | | 12 | | 132 | | | | |
| 12:45 | 4 | | 48 | | 6 | | 106 | | 10 | | 154 | | | | |
| 01:00 | 1 | 5 | 54 | 161 | 4 | 11 | 112 | 375 | 5 | 16 | 166 | 536 | | | |
| 01:15 | 0 | | 35 | | 0 | | 85 | | 0 | | 120 | | | | |
| 01:30 | 2 | | 30 | | 5 | | 88 | | 7 | | 118 | | | | |
| 01:45 | 2 | | 42 | | 2 | | 90 | | 4 | | 132 | | | | |
| 02:00 | 0 | 0 | 25 | 123 | 3 | 5 | 84 | 354 | 3 | 5 | 109 | 477 | | | |
| 02:15 | 0 | | 37 | | 0 | | 100 | | 0 | | 137 | | | | |
| 02:30 | 0 | | 30 | | 2 | | 82 | | 2 | | 112 | | | | |
| 02:45 | 0 | | 31 | | 0 | | 88 | | 0 | | 119 | | | | |
| 03:00 | 0 | 1 | 29 | 137 | 0 | 1 | 103 | 438 | 0 | 2 | 132 | 575 | | | |
| 03:15 | 1 | | 37 | | 1 | | 101 | | 2 | | 138 | | | | |
| 03:30 | 0 | | 35 | | 0 | | 112 | | 0 | | 147 | | | | |
| 03:45 | 0 | | 36 | | 0 | | 122 | | 0 | | 158 | | | | |
| 04:00 | 1 | 7 | 52 | 189 | 2 | 18 | 135 | 502 | 3 | 25 | 187 | 691 | | | |
| 04:15 | 1 | | 47 | | 2 | | 138 | | 3 | | 185 | | | | |
| 04:30 | 3 | | 36 | | 8 | | 107 | | 11 | | 143 | | | | |
| 04:45 | 2 | | 54 | | 6 | | 122 | | 8 | | 176 | | | | |
| 05:00 | 1 | 6 | 50 | 183 | 4 | 27 | 124 | 498 | 5 | 33 | 174 | 681 | | | |
| 05:15 | 1 | | 54 | | 4 | | 150 | | 5 | | 204 | | | | |
| 05:30 | 1 | | 37 | | 7 | | 115 | | 8 | | 152 | | | | |
| 05:45 | 3 | | 42 | | 12 | | 109 | | 15 | | 151 | | | | |
| 06:00 | 2 | 35 | 28 | 87 | 14 | 90 | 76 | 300 | 16 | 125 | 104 | 387 | | | |
| 06:15 | 12 | | 23 | | 20 | | 86 | | 32 | | 109 | | | | |
| 06:30 | 10 | | 18 | | 27 | | 72 | | 37 | | 90 | | | | |
| 06:45 | 11 | | 18 | | 29 | | 66 | | 40 | | 84 | | | | |
| 07:00 | 15 | 99 | 23 | 98 | 37 | 227 | 58 | 215 | 52 | 326 | 81 | 313 | | | |
| 07:15 | 20 | | 19 | | 50 | | 55 | | 70 | | 74 | | | | |
| 07:30 | 27 | | 26 | | 60 | | 44 | | 87 | | 70 | | | | |
| 07:45 | 37 | | 30 | | 80 | | 58 | | 117 | | 88 | | | | |
| 08:00 | 30 | 114 | 22 | 72 | 87 | 338 | 54 | 162 | 117 | 452 | 76 | 234 | | | |
| 08:15 | 18 | | 14 | | 64 | | 36 | | 82 | | 50 | | | | |
| 08:30 | 16 | | 19 | | 70 | | 37 | | 86 | | 56 | | | | |
| 08:45 | 50 | | 17 | | 117 | | 35 | | 167 | | 52 | | | | |
| 09:00 | 35 | 98 | 8 | 37 | 75 | 293 | 35 | 125 | 110 | 391 | 43 | 162 | | | |
| 09:15 | 27 | | 9 | | 71 | | 38 | | 98 | | 47 | | | | |
| 09:30 | 22 | | 10 | | 76 | | 29 | | 98 | | 39 | | | | |
| 09:45 | 14 | | 10 | | 71 | | 23 | | 85 | | 33 | | | | |
| 10:00 | 22 | 107 | 15 | 36 | 70 | 276 | 26 | 67 | 92 | 383 | 41 | 103 | | | |
| 10:15 | 22 | | 7 | | 54 | | 13 | | 76 | | 20 | | | | |
| 10:30 | 19 | | 7 | | 70 | | 16 | | 89 | | 23 | | | | |
| 10:45 | 44 | | 7 | | 82 | | 12 | | 126 | | 19 | | | | |
| 11:00 | 24 | 137 | 3 | 10 | 68 | 354 | 9 | 25 | 92 | 491 | 12 | 35 | | | |
| 11:15 | 36 | | 2 | | 92 | | 6 | | 128 | | 8 | | | | |
| 11:30 | 29 | | 2 | | 98 | | 7 | | 127 | | 9 | | | | |
| 11:45 | 48 | | 3 | | 96 | | 3 | | 144 | | 6 | | | | |
| Totals | 620 | | 1,271 | | 1,663 | | 3,441 | | 2,283 | | 4,712 | | | | |
| Split% | 27.2 | | 27.0 | | 72.8 | | 73.0 | | | | | | | | |
| Day Totals | | 1,891 | | | | 5,104 | | | | 6,995 | | | | | |
| Day Splits | | 27.0 | | | | 73.0 | | | | | | | | | |
| Peak Hour | 11:00 | | 04:45 | | 11:00 | | 04:45 | | 11:00 | | 04:45 | | | | |
| Volume | 137 | | 195 | | 354 | | 511 | | 491 | | 706 | | | | |
| Factor | 0.71 | | 0.90 | | 0.90 | | 0.85 | | 0.85 | | 0.87 | | | | |

Transportation Studies, Inc.

2640 Walnut Avenue, Ste H
Tustin, CA. 92780

Location : AVENIDA DEL LA ESTRELLA
Segment : AVE PRESIDIO TO EAST EL PORTAL
Client : CITY SAN CLEMENT

Site: SAN CLEMENTE
Date: 01/29/14

| Interval | EB | | | | WB | | | | Combined | | Day: | Wednesday |
|------------|-------|-------|-------|-----|-------|-------|-------|-----|----------|-------|-------|-----------|
| | AM | | PM | | AM | | PM | | AM | PM | | |
| 12:00 | 2 | 8 | 68 | 145 | 4 | 5 | 29 | 53 | 6 | 13 | 97 | 198 |
| 12:15 | 1 | | 60 | | 0 | | 18 | | 1 | | 78 | |
| 12:30 | 1 | | 17 | | 0 | | 6 | | 1 | | 23 | |
| 12:45 | 4 | | 0 | | 1 | | 0 | | 5 | | 0 | |
| 01:00 | 1 | 7 | 0 | 150 | 1 | 6 | 0 | 66 | 2 | 13 | 0 | 216 |
| 01:15 | 2 | | 0 | | 2 | | 0 | | 4 | | 0 | |
| 01:30 | 3 | | 78 | | 0 | | 30 | | 3 | | 108 | |
| 01:45 | 1 | | 72 | | 3 | | 36 | | 4 | | 108 | |
| 02:00 | 2 | 7 | 57 | 246 | 1 | 2 | 30 | 128 | 3 | 9 | 87 | 374 |
| 02:15 | 1 | | 66 | | 0 | | 34 | | 1 | | 100 | |
| 02:30 | 0 | | 56 | | 1 | | 28 | | 1 | | 84 | |
| 02:45 | 4 | | 67 | | 0 | | 36 | | 4 | | 103 | |
| 03:00 | 2 | 6 | 77 | 314 | 0 | 0 | 38 | 163 | 2 | 6 | 115 | 477 |
| 03:15 | 2 | | 77 | | 0 | | 45 | | 2 | | 122 | |
| 03:30 | 0 | | 78 | | 0 | | 48 | | 0 | | 126 | |
| 03:45 | 2 | | 82 | | 0 | | 32 | | 2 | | 114 | |
| 04:00 | 2 | 13 | 73 | 297 | 0 | 3 | 32 | 141 | 2 | 16 | 105 | 438 |
| 04:15 | 2 | | 72 | | 0 | | 32 | | 2 | | 104 | |
| 04:30 | 4 | | 69 | | 0 | | 34 | | 4 | | 103 | |
| 04:45 | 5 | | 83 | | 3 | | 43 | | 8 | | 126 | |
| 05:00 | 6 | 36 | 70 | 295 | 2 | 11 | 38 | 169 | 8 | 47 | 108 | 464 |
| 05:15 | 6 | | 83 | | 0 | | 44 | | 6 | | 127 | |
| 05:30 | 7 | | 64 | | 2 | | 42 | | 9 | | 106 | |
| 05:45 | 17 | | 78 | | 7 | | 45 | | 24 | | 123 | |
| 06:00 | 8 | 70 | 70 | 249 | 3 | 44 | 43 | 140 | 11 | 114 | 113 | 389 |
| 06:15 | 17 | | 70 | | 8 | | 28 | | 25 | | 98 | |
| 06:30 | 20 | | 64 | | 12 | | 33 | | 32 | | 97 | |
| 06:45 | 25 | | 45 | | 21 | | 36 | | 46 | | 81 | |
| 07:00 | 25 | 147 | 49 | 182 | 17 | 125 | 30 | 88 | 42 | 272 | 79 | 270 |
| 07:15 | 33 | | 54 | | 17 | | 18 | | 50 | | 72 | |
| 07:30 | 41 | | 43 | | 36 | | 17 | | 77 | | 60 | |
| 07:45 | 48 | | 36 | | 55 | | 23 | | 103 | | 59 | |
| 08:00 | 49 | 204 | 38 | 132 | 27 | 140 | 10 | 62 | 76 | 344 | 48 | 194 |
| 08:15 | 43 | | 40 | | 22 | | 12 | | 65 | | 52 | |
| 08:30 | 54 | | 30 | | 28 | | 16 | | 82 | | 46 | |
| 08:45 | 58 | | 24 | | 63 | | 24 | | 121 | | 48 | |
| 09:00 | 56 | 204 | 20 | 104 | 35 | 118 | 22 | 58 | 91 | 322 | 42 | 162 |
| 09:15 | 41 | | 36 | | 28 | | 14 | | 69 | | 50 | |
| 09:30 | 60 | | 23 | | 24 | | 13 | | 84 | | 36 | |
| 09:45 | 47 | | 25 | | 31 | | 9 | | 78 | | 34 | |
| 10:00 | 52 | 206 | 18 | 58 | 39 | 117 | 8 | 37 | 91 | 323 | 26 | 95 |
| 10:15 | 46 | | 19 | | 22 | | 13 | | 68 | | 32 | |
| 10:30 | 54 | | 8 | | 27 | | 8 | | 81 | | 16 | |
| 10:45 | 54 | | 13 | | 29 | | 8 | | 83 | | 21 | |
| 11:00 | 50 | 247 | 7 | 26 | 28 | 136 | 5 | 12 | 78 | 383 | 12 | 38 |
| 11:15 | 66 | | 6 | | 32 | | 2 | | 98 | | 8 | |
| 11:30 | 63 | | 8 | | 32 | | 2 | | 95 | | 10 | |
| 11:45 | 68 | | 5 | | 44 | | 3 | | 112 | | 8 | |
| Totals | 1,155 | | 2,198 | | 707 | | 1,117 | | 1,862 | | 3,315 | |
| Split% | 62.0 | | 66.3 | | 38.0 | | 33.7 | | | | | |
| Day Totals | | 3,353 | | | | 1,824 | | | | 5,177 | | |
| Day Splits | | 64.8 | | | | 35.2 | | | | | | |
| Peak Hour | 11:00 | | 03:00 | | 08:30 | | 05:15 | | 11:00 | | 03:00 | |
| Volume | 247 | | 314 | | 154 | | 174 | | 383 | | 477 | |
| Factor | 0.91 | | 0.96 | | 0.61 | | 0.97 | | 0.85 | | 0.95 | |

Transportation Studies, Inc.

2640 Walnut Avenue, Suite L
Tustin, CA. 92780

Location : CALLE LOS MOLINOS
Segment : E/O EL CAMINO REAL
Client : CITY SAN CLEMENT

Site: AN CLEMENTE
Date: 01/29/19

| Interval | EB | | | | WB | | | | Combined | | | | Day: | Tuesday |
|------------|-------|-------|-------|-----|-------|-------|-------|-----|----------|-------|-------|-----|------|---------|
| | AM | | PM | | AM | | PM | | AM | | PM | | | |
| 12:00 | 0 | 2 | 34 | 99 | 2 | 3 | 30 | 122 | 2 | 5 | 64 | 221 | | |
| 12:15 | 0 | | 21 | | 0 | | 24 | | 0 | | 45 | | | |
| 12:30 | 0 | | 22 | | 1 | | 32 | | 1 | | 54 | | | |
| 12:45 | 2 | | 22 | | 0 | | 36 | | 2 | | 58 | | | |
| 01:00 | 0 | 4 | 26 | 106 | 2 | 4 | 25 | 98 | 2 | 8 | 51 | 204 | | |
| 01:15 | 4 | | 31 | | 2 | | 23 | | 6 | | 54 | | | |
| 01:30 | 0 | | 20 | | 0 | | 28 | | 0 | | 48 | | | |
| 01:45 | 0 | | 29 | | 0 | | 22 | | 0 | | 51 | | | |
| 02:00 | 0 | 0 | 16 | 85 | 0 | 1 | 20 | 100 | 0 | 1 | 36 | 185 | | |
| 02:15 | 0 | | 22 | | 1 | | 26 | | 1 | | 48 | | | |
| 02:30 | 0 | | 25 | | 0 | | 18 | | 0 | | 43 | | | |
| 02:45 | 0 | | 22 | | 0 | | 36 | | 0 | | 58 | | | |
| 03:00 | 1 | 1 | 24 | 31 | 0 | 0 | 27 | 37 | 1 | 1 | 51 | 68 | | |
| 03:15 | 0 | | 7 | | 0 | | 10 | | 0 | | 17 | | | |
| 03:30 | 0 | | 0 | | 0 | | 0 | | 0 | | 0 | | | |
| 03:45 | 0 | | 0 | | 0 | | 0 | | 0 | | 0 | | | |
| 04:00 | 0 | 0 | 0 | 35 | 0 | 4 | 0 | 69 | 0 | 4 | 0 | 104 | | |
| 04:15 | 0 | | 0 | | 1 | | 0 | | 1 | | 0 | | | |
| 04:30 | 0 | | 11 | | 0 | | 27 | | 0 | | 38 | | | |
| 04:45 | 0 | | 24 | | 3 | | 42 | | 3 | | 66 | | | |
| 05:00 | 1 | 7 | 26 | 93 | 0 | 4 | 43 | 153 | 1 | 11 | 69 | 246 | | |
| 05:15 | 0 | | 14 | | 0 | | 47 | | 0 | | 61 | | | |
| 05:30 | 2 | | 31 | | 2 | | 42 | | 4 | | 73 | | | |
| 05:45 | 4 | | 22 | | 2 | | 21 | | 6 | | 43 | | | |
| 06:00 | 5 | 30 | 11 | 53 | 4 | 33 | 32 | 83 | 9 | 63 | 43 | 136 | | |
| 06:15 | 7 | | 18 | | 4 | | 23 | | 11 | | 41 | | | |
| 06:30 | 6 | | 12 | | 4 | | 13 | | 10 | | 25 | | | |
| 06:45 | 12 | | 12 | | 21 | | 15 | | 33 | | 27 | | | |
| 07:00 | 9 | 71 | 19 | 39 | 18 | 65 | 15 | 56 | 27 | 136 | 34 | 95 | | |
| 07:15 | 22 | | 6 | | 13 | | 12 | | 35 | | 18 | | | |
| 07:30 | 24 | | 10 | | 16 | | 16 | | 40 | | 26 | | | |
| 07:45 | 16 | | 4 | | 18 | | 13 | | 34 | | 17 | | | |
| 08:00 | 14 | 57 | 7 | 18 | 17 | 42 | 10 | 31 | 31 | 99 | 17 | 49 | | |
| 08:15 | 12 | | 5 | | 14 | | 6 | | 26 | | 11 | | | |
| 08:30 | 21 | | 2 | | 9 | | 9 | | 30 | | 11 | | | |
| 08:45 | 10 | | 4 | | 2 | | 6 | | 12 | | 10 | | | |
| 09:00 | 26 | 91 | 2 | 12 | 15 | 77 | 6 | 24 | 41 | 168 | 8 | 36 | | |
| 09:15 | 28 | | 2 | | 24 | | 10 | | 52 | | 12 | | | |
| 09:30 | 26 | | 6 | | 20 | | 2 | | 46 | | 8 | | | |
| 09:45 | 11 | | 2 | | 18 | | 6 | | 29 | | 8 | | | |
| 10:00 | 22 | 91 | 4 | 10 | 16 | 83 | 2 | 12 | 38 | 174 | 6 | 22 | | |
| 10:15 | 18 | | 0 | | 22 | | 2 | | 40 | | 2 | | | |
| 10:30 | 23 | | 3 | | 19 | | 6 | | 42 | | 9 | | | |
| 10:45 | 28 | | 3 | | 26 | | 2 | | 54 | | 5 | | | |
| 11:00 | 30 | 88 | 2 | 5 | 24 | 100 | 2 | 3 | 54 | 188 | 4 | 8 | | |
| 11:15 | 19 | | 2 | | 32 | | 0 | | 51 | | 2 | | | |
| 11:30 | 11 | | 0 | | 18 | | 0 | | 29 | | 0 | | | |
| 11:45 | 28 | | 1 | | 26 | | 1 | | 54 | | 2 | | | |
| Totals | 442 | | 586 | | 416 | | 788 | | 858 | | 1,374 | | | |
| Split% | 51.5 | | 42.6 | | 48.5 | | 57.4 | | | | | | | |
| Day Totals | | 1,028 | | | | 1,204 | | | | 2,232 | | | | |
| Day Splits | | 46.1 | | | | 53.9 | | | | | | | | |
| Peak Hour | 10:30 | | 01:00 | | 10:30 | | 04:45 | | 10:30 | | 04:45 | | | |
| Volume | 100 | | 106 | | 101 | | 174 | | 201 | | 269 | | | |
| Factor | 0.83 | | 0.85 | | 0.79 | | 0.93 | | 0.93 | | 0.92 | | | |

Transportation Studies, Inc.

2640 Walnut Avenue, Suite L
Tustin, CA. 92780

Location : CALLE DE LOS MOLINOS
Segment : S/O AVENIDA PICO
Client : CITY SAN CLEMENT

Site: AN CLEMENTE
Date: 01/29/19

| Interval | NB | | | | SB | | | | Combined | | Day: | Tuesday |
|------------|-------|-------|-------|-----|-------|-------|-------|-----|----------|-------|-------|---------|
| | AM | | PM | | AM | | PM | | AM | PM | | |
| 12:00 | 1 | 5 | 96 | 286 | 0 | 8 | 88 | 416 | 1 | 13 | 184 | 702 |
| 12:15 | 0 | | 76 | | 4 | | 104 | | 4 | | 180 | |
| 12:30 | 2 | | 57 | | 4 | | 108 | | 6 | | 165 | |
| 12:45 | 2 | | 57 | | 0 | | 116 | | 2 | | 173 | |
| 01:00 | 2 | 6 | 84 | 296 | 0 | 6 | 91 | 351 | 2 | 12 | 175 | 647 |
| 01:15 | 3 | | 86 | | 2 | | 96 | | 5 | | 182 | |
| 01:30 | 1 | | 62 | | 1 | | 78 | | 2 | | 140 | |
| 01:45 | 0 | | 64 | | 3 | | 86 | | 3 | | 150 | |
| 02:00 | 1 | 2 | 66 | 270 | 2 | 2 | 110 | 386 | 3 | 4 | 176 | 656 |
| 02:15 | 0 | | 66 | | 0 | | 106 | | 0 | | 172 | |
| 02:30 | 0 | | 73 | | 0 | | 78 | | 0 | | 151 | |
| 02:45 | 1 | | 65 | | 0 | | 92 | | 1 | | 157 | |
| 03:00 | 1 | 1 | 74 | 310 | 0 | 2 | 102 | 490 | 1 | 3 | 176 | 800 |
| 03:15 | 0 | | 76 | | 0 | | 105 | | 0 | | 181 | |
| 03:30 | 0 | | 66 | | 0 | | 156 | | 0 | | 222 | |
| 03:45 | 0 | | 94 | | 2 | | 127 | | 2 | | 221 | |
| 04:00 | 2 | 13 | 87 | 340 | 0 | 19 | 120 | 479 | 2 | 32 | 207 | 819 |
| 04:15 | 0 | | 73 | | 4 | | 130 | | 4 | | 203 | |
| 04:30 | 5 | | 82 | | 3 | | 123 | | 8 | | 205 | |
| 04:45 | 6 | | 98 | | 12 | | 106 | | 18 | | 204 | |
| 05:00 | 1 | 34 | 112 | 317 | 0 | 46 | 102 | 422 | 1 | 80 | 214 | 739 |
| 05:15 | 7 | | 68 | | 6 | | 118 | | 13 | | 186 | |
| 05:30 | 11 | | 83 | | 16 | | 88 | | 27 | | 171 | |
| 05:45 | 15 | | 54 | | 24 | | 114 | | 39 | | 168 | |
| 06:00 | 20 | 105 | 75 | 202 | 28 | 153 | 78 | 283 | 48 | 258 | 153 | 485 |
| 06:15 | 18 | | 42 | | 32 | | 56 | | 50 | | 98 | |
| 06:30 | 32 | | 40 | | 39 | | 76 | | 71 | | 116 | |
| 06:45 | 35 | | 45 | | 54 | | 73 | | 89 | | 118 | |
| 07:00 | 40 | 267 | 36 | 130 | 56 | 357 | 32 | 157 | 96 | 624 | 68 | 287 |
| 07:15 | 68 | | 25 | | 76 | | 48 | | 144 | | 73 | |
| 07:30 | 85 | | 25 | | 115 | | 31 | | 200 | | 56 | |
| 07:45 | 74 | | 44 | | 110 | | 46 | | 184 | | 90 | |
| 08:00 | 62 | 236 | 37 | 92 | 82 | 289 | 26 | 102 | 144 | 525 | 63 | 194 |
| 08:15 | 62 | | 22 | | 67 | | 20 | | 129 | | 42 | |
| 08:30 | 50 | | 14 | | 68 | | 32 | | 118 | | 46 | |
| 08:45 | 62 | | 19 | | 72 | | 24 | | 134 | | 43 | |
| 09:00 | 52 | 244 | 19 | 50 | 97 | 332 | 32 | 71 | 149 | 576 | 51 | 121 |
| 09:15 | 66 | | 11 | | 81 | | 17 | | 147 | | 28 | |
| 09:30 | 66 | | 12 | | 77 | | 8 | | 143 | | 20 | |
| 09:45 | 60 | | 8 | | 77 | | 14 | | 137 | | 22 | |
| 10:00 | 74 | 298 | 10 | 29 | 70 | 340 | 14 | 36 | 144 | 638 | 24 | 65 |
| 10:15 | 66 | | 8 | | 76 | | 16 | | 142 | | 24 | |
| 10:30 | 68 | | 5 | | 78 | | 4 | | 146 | | 9 | |
| 10:45 | 90 | | 6 | | 116 | | 2 | | 206 | | 8 | |
| 11:00 | 74 | 293 | 6 | 23 | 88 | 328 | 6 | 18 | 162 | 621 | 12 | 41 |
| 11:15 | 70 | | 8 | | 78 | | 5 | | 148 | | 13 | |
| 11:30 | 70 | | 6 | | 66 | | 3 | | 136 | | 9 | |
| 11:45 | 79 | | 3 | | 96 | | 4 | | 175 | | 7 | |
| Totals | 1,504 | | 2,345 | | 1,882 | | 3,211 | | 3,386 | | 5,556 | |
| Split% | 44.4 | | 42.2 | | 55.6 | | 57.8 | | | | | |
| Day Totals | | 3,849 | | | | 5,093 | | | | 8,942 | | |
| Day Splits | | 43.0 | | | | 57.0 | | | | | | |
| Peak Hour | 10:45 | | 04:15 | | 07:15 | | 03:30 | | 07:15 | | 03:30 | |
| Volume | 304 | | 365 | | 383 | | 533 | | 672 | | 853 | |
| Factor | 0.84 | | 0.81 | | 0.83 | | 0.85 | | 0.84 | | 0.96 | |

City of San Clemente Engineering Division

Calle Del Cerro ADTs
Survey Location: Del Cerro, btw trail dwy & CI Iglesia

cerro s. county trail ent
Site Code: CEROIG

Date Start: 25-May-16
Date End: 31-May-16
Date Printed: 31-May-16

| Start Time | 23-May-16 | | Tue | | Wed | | Thu | | Fri | | Sat | | Sun | | Week Average | |
|------------|-----------|----|-----|----|-------|-------|-------|-------|-------|-------|-------|-------|-------|-------|--------------|-------|
| | EB | WB | EB | WB | EB | WB | EB | WB | EB | WB | EB | WB | EB | WB | EB | WB |
| 12:00 AM | * | * | * | * | * | * | 8 | 2 | 14 | 10 | 19 | 10 | 18 | 6 | 15 | 7 |
| 01:00 | * | * | * | * | * | * | 1 | 2 | 0 | 4 | 12 | 5 | 5 | 7 | 4 | 4 |
| 02:00 | * | * | * | * | * | * | 18 | 0 | 17 | 2 | 2 | 6 | 5 | 4 | 10 | 3 |
| 03:00 | * | * | * | * | * | * | 2 | 1 | 2 | 2 | 1 | 4 | 5 | 1 | 2 | 2 |
| 04:00 | * | * | * | * | * | * | 5 | 41 | 2 | 27 | 4 | 3 | 2 | 4 | 3 | 19 |
| 05:00 | * | * | * | * | * | * | 9 | 92 | 4 | 89 | 4 | 14 | 4 | 11 | 5 | 52 |
| 06:00 | * | * | * | * | * | * | 79 | 143 | 65 | 136 | 21 | 52 | 6 | 38 | 43 | 92 |
| 07:00 | * | * | * | * | * | * | 86 | 396 | 92 | 380 | 40 | 73 | 26 | 69 | 61 | 230 |
| 08:00 | * | * | * | * | * | * | 93 | 328 | 116 | 280 | 58 | 159 | 108 | 151 | 94 | 230 |
| 09:00 | * | * | * | * | * | * | 88 | 193 | 111 | 202 | 105 | 139 | 113 | 119 | 104 | 163 |
| 10:00 | * | * | * | * | * | * | 108 | 160 | 133 | 145 | 111 | 130 | 149 | 209 | 125 | 161 |
| 11:00 | * | * | * | * | * | * | 160 | 130 | 155 | 157 | 137 | 133 | 127 | 140 | 145 | 140 |
| 12:00 PM | * | * | * | * | * | * | 175 | 174 | 186 | 155 | 142 | 137 | 223 | 195 | 182 | 165 |
| 01:00 | * | * | * | * | * | * | 170 | 182 | 182 | 165 | 135 | 128 | 154 | 109 | 160 | 146 |
| 02:00 | * | * | * | * | * | * | 167 | 168 | 212 | 163 | 154 | 118 | 125 | 153 | 164 | 150 |
| 03:00 | * | * | * | * | * | * | 231 | 211 | 289 | 178 | 130 | 145 | 133 | 158 | 196 | 173 |
| 04:00 | * | * | * | * | 309 | 160 | 305 | 153 | 288 | 152 | 136 | 118 | 146 | 196 | 237 | 156 |
| 05:00 | * | * | * | * | 357 | 171 | 369 | 136 | 232 | 149 | 127 | 92 | 129 | 102 | 243 | 130 |
| 06:00 | * | * | * | * | 252 | 144 | 191 | 153 | 155 | 106 | 125 | 88 | 95 | 83 | 164 | 115 |
| 07:00 | * | * | * | * | 189 | 115 | 151 | 112 | 115 | 69 | 90 | 63 | 98 | 89 | 129 | 90 |
| 08:00 | * | * | * | * | 122 | 113 | 133 | 94 | 102 | 60 | 74 | 53 | 70 | 45 | 100 | 73 |
| 09:00 | * | * | * | * | 74 | 32 | 103 | 38 | 75 | 37 | 51 | 33 | 53 | 27 | 71 | 33 |
| 10:00 | * | * | * | * | 48 | 19 | 56 | 22 | 50 | 40 | 31 | 15 | 43 | 28 | 46 | 25 |
| 11:00 | * | * | * | * | 15 | 8 | 24 | 8 | 33 | 35 | 27 | 8 | 19 | 9 | 24 | 14 |
| Lane | 0 | 0 | 0 | 0 | 1366 | 762 | 2732 | 2939 | 2630 | 2743 | 1736 | 1726 | 1856 | 1953 | 2327 | 2373 |
| Day | 0 | 0 | 0 | 0 | 2128 | 762 | 5671 | 2939 | 5373 | 2743 | 3462 | 1726 | 3809 | 1953 | 4700 | 2373 |
| AM Peak | - | - | - | - | - | - | 11:00 | 07:00 | 11:00 | 07:00 | 11:00 | 08:00 | 10:00 | 10:00 | 11:00 | 07:00 |
| Vol. | - | - | - | - | - | - | 160 | 396 | 155 | 380 | 137 | 159 | 149 | 209 | 145 | 230 |
| PM Peak | - | - | - | - | 17:00 | 17:00 | 17:00 | 15:00 | 15:00 | 15:00 | 14:00 | 15:00 | 12:00 | 16:00 | 17:00 | 15:00 |
| Vol. | - | - | - | - | 357 | 171 | 369 | 211 | 289 | 178 | 154 | 145 | 223 | 196 | 243 | 173 |

City of San Clemente
Engineering Division

Calle Del Cerro ADTs
Survey Location: Del Cerro, btw trail dwy & CI Iglesia

cerro s. county trail ent
Site Code: CEROIG

Date Start: 25-May-16
Date End: 31-May-16
Date Printed: 31-May-16

| Start Time | 30-May-16 | | Tue | | Wed | | Thu | | Fri | | Sat | | Sun | | Week Average | |
|------------|-----------|-------|-------|-------|-----|----|-----|----|-----|----|-----|----|-----|----|--------------|-------|
| | EB | WB | EB | WB | EB | WB | EB | WB | EB | WB | EB | WB | EB | WB | EB | WB |
| 12:00 AM | 16 | 7 | 4 | 5 | * | * | * | * | * | * | * | * | * | * | 10 | 6 |
| 01:00 | 15 | 10 | 3 | 2 | * | * | * | * | * | * | * | * | * | * | 9 | 6 |
| 02:00 | 9 | 7 | 4 | 2 | * | * | * | * | * | * | * | * | * | * | 6 | 4 |
| 03:00 | 2 | 1 | 2 | 1 | * | * | * | * | * | * | * | * | * | * | 2 | 1 |
| 04:00 | 2 | 5 | 5 | 42 | * | * | * | * | * | * | * | * | * | * | 4 | 24 |
| 05:00 | 2 | 14 | 6 | 86 | * | * | * | * | * | * | * | * | * | * | 4 | 50 |
| 06:00 | 10 | 37 | 36 | 136 | * | * | * | * | * | * | * | * | * | * | 23 | 86 |
| 07:00 | 18 | 59 | 76 | 360 | * | * | * | * | * | * | * | * | * | * | 47 | 210 |
| 08:00 | 39 | 79 | 93 | 300 | * | * | * | * | * | * | * | * | * | * | 66 | 190 |
| 09:00 | 64 | 122 | 118 | 225 | * | * | * | * | * | * | * | * | * | * | 91 | 174 |
| 10:00 | 107 | 107 | * | * | * | * | * | * | * | * | * | * | * | * | 107 | 107 |
| 11:00 | 123 | 124 | * | * | * | * | * | * | * | * | * | * | * | * | 123 | 124 |
| 12:00 PM | 108 | 114 | * | * | * | * | * | * | * | * | * | * | * | * | 108 | 114 |
| 01:00 | 123 | 114 | * | * | * | * | * | * | * | * | * | * | * | * | 123 | 114 |
| 02:00 | 135 | 119 | * | * | * | * | * | * | * | * | * | * | * | * | 135 | 119 |
| 03:00 | 113 | 125 | * | * | * | * | * | * | * | * | * | * | * | * | 113 | 125 |
| 04:00 | 148 | 104 | * | * | * | * | * | * | * | * | * | * | * | * | 148 | 104 |
| 05:00 | 112 | 83 | * | * | * | * | * | * | * | * | * | * | * | * | 112 | 83 |
| 06:00 | 105 | 94 | * | * | * | * | * | * | * | * | * | * | * | * | 105 | 94 |
| 07:00 | 96 | 71 | * | * | * | * | * | * | * | * | * | * | * | * | 96 | 71 |
| 08:00 | 70 | 52 | * | * | * | * | * | * | * | * | * | * | * | * | 70 | 52 |
| 09:00 | 56 | 33 | * | * | * | * | * | * | * | * | * | * | * | * | 56 | 33 |
| 10:00 | 37 | 20 | * | * | * | * | * | * | * | * | * | * | * | * | 37 | 20 |
| 11:00 | 17 | 9 | * | * | * | * | * | * | * | * | * | * | * | * | 17 | 9 |
| Lane Day | 1527 | 1510 | 347 | 1159 | 0 | 0 | 0 | 0 | 0 | 0 | 0 | 0 | 0 | 0 | 1612 | 1920 |
| AM Peak | 11:00 | 11:00 | 09:00 | 07:00 | - | - | - | - | - | - | - | - | - | - | 11:00 | 07:00 |
| Vol. | 123 | 124 | 118 | 360 | - | - | - | - | - | - | - | - | - | - | 123 | 210 |
| PM Peak | 16:00 | 15:00 | - | - | - | - | - | - | - | - | - | - | - | - | 16:00 | 15:00 |
| Vol. | 148 | 125 | - | - | - | - | - | - | - | - | - | - | - | - | 148 | 125 |

| | | | | | | | | |
|-------------|-----------|------------|------|------|------|------|------|------|
| Comb. Total | 3037 | 1506 | 2128 | 5671 | 5373 | 3462 | 3809 | 8232 |
| ADT | ADT 4,704 | AADT 4,704 | | | | | | |

City of San Clemente Engineering Division

Project: Calle Del Cerro Speeding Enforcement
Survey Location: Calle Del Cerro
between CM Ibiza and CI Venezia

Cerro E Ibiza P
Site Code: CERRO IBIZA
Date Start: 28-Sep-16
Date End: 05-Oct-16

Cerro E Ibiza P

| Start Time | 26-Sep-16 | | Tue | | Wed | | Thu | | Fri | | Sat | | Sun | | Week Average | |
|------------|-----------|----|------|----|------------|------------|------------|------------|------------|------------|------------|------------|------------|------------|--------------|------------|
| | EB | WB | EB | WB | EB | WB | EB | WB | EB | WB | EB | WB | EB | WB | EB | WB |
| 12:00 AM | * | * | * | * | * | * | 21 | 8 | 25 | 8 | 28 | 19 | 51 | 17 | 31 | 13 |
| 01:00 | * | * | * | * | * | * | 10 | 3 | 10 | 4 | 23 | 14 | 21 | 12 | 16 | 8 |
| 02:00 | * | * | * | * | * | * | 4 | 10 | 6 | 13 | 10 | 6 | 13 | 6 | 8 | 9 |
| 03:00 | * | * | * | * | * | * | 9 | 6 | 6 | 7 | 9 | 7 | 5 | 5 | 7 | 6 |
| 04:00 | * | * | * | * | * | * | 25 | 26 | 18 | 23 | 10 | 8 | 4 | 10 | 14 | 17 |
| 05:00 | * | * | * | * | * | * | 53 | 69 | 52 | 67 | 21 | 28 | 6 | 12 | 33 | 44 |
| 06:00 | * | * | * | * | * | * | 137 | 179 | 126 | 175 | 33 | 62 | 18 | 50 | 78 | 116 |
| 07:00 | * | * | * | * | * | * | 318 | 333 | 320 | 312 | 68 | 113 | 71 | 77 | 194 | 209 |
| 08:00 | * | * | * | * | * | * | 284 | 262 | 225 | 248 | 120 | 158 | 138 | 148 | 192 | 204 |
| 09:00 | * | * | * | * | * | * | 153 | 186 | 151 | 174 | 113 | 177 | 105 | 169 | 130 | 176 |
| 10:00 | * | * | * | * | 147 | 163 | 128 | 167 | 148 | 180 | 127 | 202 | 155 | 166 | 141 | 176 |
| 11:00 | * | * | * | * | 147 | 182 | 150 | 211 | 170 | 165 | 158 | 202 | 135 | 173 | 152 | 187 |
| 12:00 PM | * | * | * | * | 222 | 211 | 180 | 181 | 203 | 188 | 173 | 179 | 161 | 151 | 188 | 182 |
| 01:00 | * | * | * | * | 208 | 219 | 213 | 163 | 198 | 187 | 140 | 151 | 161 | 166 | 184 | 177 |
| 02:00 | * | * | * | * | 217 | 209 | 232 | 203 | 207 | 205 | 159 | 128 | 137 | 144 | 190 | 178 |
| 03:00 | * | * | * | * | 232 | 238 | 245 | 261 | 216 | 245 | 161 | 174 | 152 | 148 | 201 | 213 |
| 04:00 | * | * | * | * | 244 | 282 | 246 | 259 | 226 | 246 | 235 | 160 | 169 | 152 | 224 | 220 |
| 05:00 | * | * | * | * | 273 | 316 | 330 | 305 | 227 | 269 | 192 | 164 | 191 | 137 | 243 | 238 |
| 06:00 | * | * | * | * | 294 | 191 | 254 | 205 | 226 | 183 | 158 | 206 | 160 | 96 | 218 | 176 |
| 07:00 | * | * | * | * | 219 | 128 | 217 | 112 | 159 | 126 | 137 | 110 | 138 | 94 | 174 | 114 |
| 08:00 | * | * | * | * | 165 | 93 | 140 | 95 | 130 | 70 | 120 | 74 | 118 | 61 | 135 | 79 |
| 09:00 | * | * | * | * | 136 | 52 | 116 | 77 | 110 | 60 | 110 | 67 | 69 | 50 | 108 | 61 |
| 10:00 | * | * | * | * | 57 | 27 | 69 | 39 | 95 | 42 | 96 | 56 | 49 | 30 | 73 | 39 |
| 11:00 | * | * | * | * | 38 | 22 | 42 | 21 | 71 | 31 | 60 | 33 | 27 | 13 | 48 | 24 |
| Lane | 0 | 0 | 0 | 0 | 2599 | 2333 | 3576 | 3381 | 3325 | 3228 | 2461 | 2498 | 2254 | 2087 | 2982 | 2866 |
| Day | 0 | 0 | 4932 | | 6957 | | 6553 | | 4959 | | 4341 | | 5848 | | | |
| AM Peak | - | - | - | - | 10:00 | 11:00 | 07:00 | 07:00 | 07:00 | 07:00 | 11:00 | 10:00 | 10:00 | 11:00 | 07:00 | 07:00 |
| Vol. | - | - | - | - | 147 | 182 | 318 | 333 | 320 | 312 | 158 | 202 | 155 | 173 | 194 | 209 |
| PM Peak | - | - | - | - | 18:00 | 17:00 | 17:00 | 17:00 | 17:00 | 17:00 | 16:00 | 18:00 | 17:00 | 13:00 | 17:00 | 17:00 |
| Vol. | - | - | - | - | 294 | 316 | 330 | 305 | 227 | 269 | 235 | 206 | 191 | 166 | 243 | 238 |

City of San Clemente
Engineering Division

Project: Calle Del Cerro Speeding Enforcement
Survey Location: Calle Del Cerro
between CM Ibiza and CI Venezia

Cerro E Ibiza P
Site Code: CERRO IBIZA
Date Start: 28-Sep-16
Date End: 05-Oct-16

Cerro E Ibiza P

| Start Time | 03-Oct-16 | | Tue | | Wed | | Thu | | Fri | | Sat | | Sun | | Week Average | |
|------------|------------|------------|------------|------------|------------|------------|-----|----|-----|----|-----|----|-----|----|--------------|------------|
| | EB | WB | EB | WB | EB | WB | EB | WB | EB | WB | EB | WB | EB | WB | EB | WB |
| 12:00 AM | 22 | 9 | 14 | 10 | 13 | 11 | * | * | * | * | * | * | * | * | 16 | 10 |
| 01:00 | 12 | 2 | 4 | 2 | 7 | 4 | * | * | * | * | * | * | * | * | 8 | 3 |
| 02:00 | 5 | 3 | 7 | 6 | 5 | 12 | * | * | * | * | * | * | * | * | 6 | 7 |
| 03:00 | 7 | 4 | 8 | 5 | 5 | 6 | * | * | * | * | * | * | * | * | 7 | 5 |
| 04:00 | 17 | 30 | 18 | 23 | 25 | 25 | * | * | * | * | * | * | * | * | 20 | 26 |
| 05:00 | 51 | 71 | 45 | 70 | 55 | 59 | * | * | * | * | * | * | * | * | 50 | 67 |
| 06:00 | 124 | 162 | 141 | 182 | 132 | 191 | * | * | * | * | * | * | * | * | 132 | 178 |
| 07:00 | 316 | 334 | 341 | 336 | 339 | 327 | * | * | * | * | * | * | * | * | 332 | 332 |
| 08:00 | 239 | 246 | 243 | 236 | 249 | 232 | * | * | * | * | * | * | * | * | 244 | 238 |
| 09:00 | 182 | 174 | 200 | 190 | 197 | 197 | * | * | * | * | * | * | * | * | 193 | 187 |
| 10:00 | 122 | 189 | 122 | 155 | * | * | * | * | * | * | * | * | * | * | 122 | 172 |
| 11:00 | 201 | 179 | 159 | 176 | * | * | * | * | * | * | * | * | * | * | 180 | 178 |
| 12:00 PM | 210 | 193 | 209 | 218 | * | * | * | * | * | * | * | * | * | * | 210 | 206 |
| 01:00 | 189 | 191 | 207 | 196 | * | * | * | * | * | * | * | * | * | * | 198 | 194 |
| 02:00 | 212 | 180 | 217 | 206 | * | * | * | * | * | * | * | * | * | * | 214 | 193 |
| 03:00 | 231 | 241 | 255 | 252 | * | * | * | * | * | * | * | * | * | * | 243 | 246 |
| 04:00 | 253 | 240 | 236 | 273 | * | * | * | * | * | * | * | * | * | * | 244 | 256 |
| 05:00 | 273 | 297 | 304 | 308 | * | * | * | * | * | * | * | * | * | * | 288 | 302 |
| 06:00 | 231 | 180 | 244 | 209 | * | * | * | * | * | * | * | * | * | * | 238 | 194 |
| 07:00 | 168 | 95 | 188 | 105 | * | * | * | * | * | * | * | * | * | * | 178 | 100 |
| 08:00 | 132 | 66 | 138 | 71 | * | * | * | * | * | * | * | * | * | * | 135 | 68 |
| 09:00 | 96 | 52 | 111 | 47 | * | * | * | * | * | * | * | * | * | * | 104 | 50 |
| 10:00 | 59 | 32 | 55 | 23 | * | * | * | * | * | * | * | * | * | * | 57 | 28 |
| 11:00 | 31 | 15 | 37 | 17 | * | * | * | * | * | * | * | * | * | * | 34 | 16 |
| Lane Day | 3383 | 3185 | 3503 | 3316 | 1027 | 1064 | 0 | 0 | 0 | 0 | 0 | 0 | 0 | 0 | 3453 | 3256 |
| AM Peak | 07:00 | 07:00 | 07:00 | 07:00 | 07:00 | 07:00 | - | - | - | - | - | - | - | - | 07:00 | 07:00 |
| Vol. | 316 | 334 | 341 | 336 | 339 | 327 | - | - | - | - | - | - | - | - | 332 | 332 |
| PM Peak | 17:00 | 17:00 | 17:00 | 17:00 | - | - | - | - | - | - | - | - | - | - | 17:00 | 17:00 |
| Vol. | 273 | 297 | 304 | 308 | - | - | - | - | - | - | - | - | - | - | 288 | 302 |

| | | | | | | | | |
|-------------|-----------|------------|------|------|------|------|------|-------|
| Comb. Total | 6568 | 6819 | 7023 | 6957 | 6553 | 4959 | 4341 | 12557 |
| ADT | ADT 6,174 | AADT 6,174 | | | | | | |



City of San Clemente

Engineering Division

10

Site Code: CERRO I-P

Project: Calle Del Cerro 2014 ADTs
 Survey Location: Calle Del Cerro EB, between Iglesia and La Pata
 Weather: Sunny

Date Start: 16-Jun-14
 Date End: 20-Jun-14
 Del Cerro EB, Iglesia - La Pata weekday

| Start Time | Mon 16-Jun-14 | Tue 17-Jun-14 | Wed 18-Jun-14 | Thu 19-Jun-14 | Fri 20-Jun-14 | Average Day | Sat 21-Jun-14 | Sun 22-Jun-14 | Week Average |
|--------------|------------------|------------------|------------------|------------------|------------------|----------------|------------------|------------------|-----------------|
| 12:00 AM | * | 7 | 4 | 6 | 9 | 6 | * | * | 6 |
| 01:00 | * | 4 | 4 | 6 | 2 | 4 | * | * | 4 |
| 02:00 | * | 4 | 1 | 1 | 1 | 2 | * | * | 2 |
| 03:00 | * | 2 | 1 | 1 | 1 | 1 | * | * | 1 |
| 04:00 | * | 12 | 16 | 15 | 14 | 14 | * | * | 14 |
| 05:00 | * | 56 | 65 | 48 | 57 | 56 | * | * | 56 |
| 06:00 | * | 146 | 140 | 121 | 136 | 136 | * | * | 136 |
| 07:00 | * | 381 | 379 | 376 | 362 | 374 | * | * | 374 |
| 08:00 | * | 254 | 259 | 316 | 270 | 275 | * | * | 275 |
| 09:00 | * | 201 | 177 | 177 | 174 | 182 | * | * | 182 |
| 10:00 | * | 140 | 155 | 145 | 159 | 150 | * | * | 150 |
| 11:00 | 155 | 149 | 134 | 151 | 145 | 147 | * | * | 147 |
| 12:00 PM | 185 | 173 | 141 | 155 | 163 | 163 | * | * | 163 |
| 01:00 | 173 | 154 | 166 | 176 | 168 | 167 | * | * | 167 |
| 02:00 | 149 | 130 | 147 | 149 | 140 | 143 | * | * | 143 |
| 03:00 | 167 | 161 | 171 | 153 | 130 | 156 | * | * | 156 |
| 04:00 | 131 | 137 | 154 | 174 | 143 | 148 | * | * | 148 |
| 05:00 | 160 | 155 | 132 | 159 | 144 | 150 | * | * | 150 |
| 06:00 | 126 | 133 | 103 | 145 | 116 | 125 | * | * | 125 |
| 07:00 | 79 | 106 | 96 | 105 | 88 | 95 | * | * | 95 |
| 08:00 | 54 | 93 | 74 | 106 | 72 | 80 | * | * | 80 |
| 09:00 | 26 | 33 | 35 | 30 | 38 | 32 | * | * | 32 |
| 10:00 | 18 | 17 | 24 | 18 | 25 | 20 | * | * | 20 |
| 11:00 | 8 | 11 | 9 | 14 | 22 | 13 | * | * | 13 |
| Day Total | 1431 | 2659 | 2587 | 2747 | 2579 | 2639 | 0 | 0 | 2639 |
| % Avg. WkDay | 54.2% | 100.8% | 98.0% | 104.1% | 97.7% | | | | |
| % Avg. Week | 54.2% | 100.8% | 98.0% | 104.1% | 97.7% | 100.0% | 0.0% | 0.0% | |
| AM Peak | 11:00 | 07:00 | 07:00 | 07:00 | 07:00 | 07:00 | | | 07:00 |
| Vol. | 155 | 381 | 379 | 376 | 362 | 374 | | | 374 |
| PM Peak | 12:00 | 12:00 | 15:00 | 13:00 | 13:00 | 13:00 | | | 13:00 |
| Vol. | 185 | 173 | 171 | 176 | 168 | 167 | | | 167 |
| Grand Total | 1431 | 2659 | 2587 | 2747 | 2579 | 2639 | 0 | 0 | 2639 |

ADT

ADT 2,641

AADT 2,641



City of San Clemente

Engineering Division

12

Site Code: CERRO I-P

Project: Calle Del Cerro 2014 ADTs
 Survey Location: Calle Del Cerro EB, between Iglesia and La Pata
 Weather: Sunny

Date Start: 21-Jun-14
 Date End: 22-Jun-14
 Del Cerro EB, Iglesia - La Pata weekend

| Start Time | Mon 16-Jun-14 | Tue 17-Jun-14 | Wed 18-Jun-14 | Thu 19-Jun-14 | Fri 20-Jun-14 | Average Day | Sat 21-Jun-14 | Sun 22-Jun-14 | Week Average |
|--------------|------------------|------------------|------------------|------------------|------------------|----------------|------------------|------------------|-----------------|
| 12:00 AM | * | * | * | * | * | * | 8 | 8 | 8 |
| 01:00 | * | * | * | * | * | * | 5 | 6 | 6 |
| 02:00 | * | * | * | * | * | * | 3 | 1 | 2 |
| 03:00 | * | * | * | * | * | * | 3 | 3 | 3 |
| 04:00 | * | * | * | * | * | * | 8 | 7 | 8 |
| 05:00 | * | * | * | * | * | * | 21 | 12 | 16 |
| 06:00 | * | * | * | * | * | * | 42 | 34 | 38 |
| 07:00 | * | * | * | * | * | * | 89 | 63 | 76 |
| 08:00 | * | * | * | * | * | * | 114 | 151 | 132 |
| 09:00 | * | * | * | * | * | * | 141 | 120 | 130 |
| 10:00 | * | * | * | * | * | * | 155 | 186 | 170 |
| 11:00 | * | * | * | * | * | * | 147 | 140 | 144 |
| 12:00 PM | * | * | * | * | * | * | 167 | 263 | 215 |
| 01:00 | * | * | * | * | * | * | 172 | 100 | 136 |
| 02:00 | * | * | * | * | * | * | 127 | 113 | 120 |
| 03:00 | * | * | * | * | * | * | 142 | 111 | 126 |
| 04:00 | * | * | * | * | * | * | 120 | 96 | 108 |
| 05:00 | * | * | * | * | * | * | 120 | 108 | 114 |
| 06:00 | * | * | * | * | * | * | 103 | 88 | 96 |
| 07:00 | * | * | * | * | * | * | 157 | 54 | 106 |
| 08:00 | * | * | * | * | * | * | 70 | 53 | 62 |
| 09:00 | * | * | * | * | * | * | 41 | 18 | 30 |
| 10:00 | * | * | * | * | * | * | 43 | 16 | 30 |
| 11:00 | * | * | * | * | * | * | 26 | 10 | 18 |
| Day Total | 0 | 0 | 0 | 0 | 0 | 0 | 2024 | 1761 | 1894 |
| % Avg. WkDay | 0.0% | 0.0% | 0.0% | 0.0% | 0.0% | | | | |
| % Avg. Week | 0.0% | 0.0% | 0.0% | 0.0% | 0.0% | 0.0% | 106.9% | 93.0% | |
| AM Peak | | | | | | | 10:00 | 10:00 | 10:00 |
| Vol. | | | | | | | 155 | 186 | 170 |
| PM Peak | | | | | | | 13:00 | 12:00 | 12:00 |
| Vol. | | | | | | | 172 | 263 | 215 |
| Grand Total | 0 | 0 | 0 | 0 | 0 | 0 | 2024 | 1761 | 1894 |
| ADT | ADT 1,892 | | AADT 1,892 | | | | | | |



City of San Clemente

Engineering Division

4

Project: Calle Del Cerro 2014 ADTs
 Survey Location: Calle Del Cerro EB, between Pico and Montana
 Weather: Clear, Sunny

Site Code: CERRO EB P-M
 Ave Pico
 Vista Montana
 Date Start: 16-Jun-14
 Date End: 20-Jun-14
 Del Cerro EB, Pico - Montana ADT Weekday

| Start Time | Mon 16-Jun-14 | Tue 17-Jun-14 | Wed 18-Jun-14 | Thu 19-Jun-14 | Fri 20-Jun-14 | Average Day | Sat 21-Jun-14 | Sun 22-Jun-14 | Week Average |
|--------------|------------------|------------------|------------------|------------------|------------------|----------------|------------------|------------------|-----------------|
| 12:00 AM | * | 46 | 41 | 38 | 43 | 42 | * | * | 42 |
| 01:00 | * | 17 | 22 | 24 | 18 | 20 | * | * | 20 |
| 02:00 | * | 7 | 11 | 13 | 12 | 11 | * | * | 11 |
| 03:00 | * | 8 | 6 | 1 | 4 | 5 | * | * | 5 |
| 04:00 | * | 12 | 8 | 15 | 19 | 14 | * | * | 14 |
| 05:00 | * | 46 | 61 | 47 | 48 | 50 | * | * | 50 |
| 06:00 | * | 148 | 140 | 126 | 124 | 134 | * | * | 134 |
| 07:00 | * | 485 | 492 | 469 | 446 | 473 | * | * | 473 |
| 08:00 | * | 339 | 338 | 376 | 335 | 347 | * | * | 347 |
| 09:00 | * | 243 | 278 | 273 | 233 | 257 | * | * | 257 |
| 10:00 | 12 | 260 | 261 | 229 | 259 | 204 | * | * | 204 |
| 11:00 | 15 | 324 | 295 | 254 | 251 | 228 | * | * | 228 |
| 12:00 PM | 13 | 374 | 289 | 317 | 279 | 254 | * | * | 254 |
| 01:00 | 345 | 310 | 343 | 304 | 346 | 330 | * | * | 330 |
| 02:00 | 447 | 383 | 343 | 296 | 307 | 355 | * | * | 355 |
| 03:00 | 419 | 382 | 363 | 334 | 316 | 363 | * | * | 363 |
| 04:00 | 400 | 520 | 383 | 365 | 338 | 401 | * | * | 401 |
| 05:00 | 494 | 526 | 490 | 464 | 402 | 475 | * | * | 475 |
| 06:00 | 448 | 556 | 447 | 449 | 422 | 464 | * | * | 464 |
| 07:00 | 316 | 316 | 327 | 327 | 325 | 322 | * | * | 322 |
| 08:00 | 302 | 285 | 291 | 283 | 287 | 290 | * | * | 290 |
| 09:00 | 189 | 218 | 228 | 216 | 244 | 219 | * | * | 219 |
| 10:00 | 107 | 132 | 124 | 165 | 183 | 142 | * | * | 142 |
| 11:00 | 67 | 66 | 65 | 79 | 128 | 81 | * | * | 81 |
| Day Total | 3574 | 6003 | 5646 | 5464 | 5369 | 5481 | 0 | 0 | 5481 |
| % Avg. WkDay | 65.2% | 109.5% | 103.0% | 99.7% | 98.0% | | | | |
| % Avg. Week | 65.2% | 109.5% | 103.0% | 99.7% | 98.0% | 100.0% | 0.0% | 0.0% | |
| AM Peak | 11:00 | 07:00 | 07:00 | 07:00 | 07:00 | 07:00 | | | 07:00 |
| Vol. | 15 | 485 | 492 | 469 | 446 | 473 | | | 473 |
| PM Peak | 17:00 | 18:00 | 17:00 | 17:00 | 18:00 | 17:00 | | | 17:00 |
| Vol. | 494 | 556 | 490 | 464 | 422 | 475 | | | 475 |
| Grand Total | 3574 | 6003 | 5646 | 5464 | 5369 | 5481 | 0 | 0 | 5481 |

ADT

ADT 5,482

AADT 5,482



City of San Clemente

Engineering Division

6

Project: Calle Del Cerro 2014 ADTs
 Survey Location: Calle Del Cerro EB, between Pico and Montana
 Weather: Clear, Sunny

Site Code: CERRO EB P-M
 Ave Pico
 Vista Montana
 Date Start: 21-Jun-14
 Date End: 22-Jun-14
 Del Cerro EB, Pico - Montana ADT Weekend

| Start Time | Mon 16-Jun-14 | Tue 17-Jun-14 | Wed 18-Jun-14 | Thu 19-Jun-14 | Fri 20-Jun-14 | Average Day | Sat 21-Jun-14 | Sun 22-Jun-14 | Week Average |
|--------------|------------------|------------------|------------------|------------------|------------------|----------------|------------------|------------------|-----------------|
| 12:00 AM | * | * | * | * | * | * | 58 | 93 | 76 |
| 01:00 | * | * | * | * | * | * | 46 | 42 | 44 |
| 02:00 | * | * | * | * | * | * | 32 | 27 | 30 |
| 03:00 | * | * | * | * | * | * | 11 | 7 | 9 |
| 04:00 | * | * | * | * | * | * | 14 | 10 | 12 |
| 05:00 | * | * | * | * | * | * | 16 | 13 | 14 |
| 06:00 | * | * | * | * | * | * | 50 | 28 | 39 |
| 07:00 | * | * | * | * | * | * | 116 | 66 | 91 |
| 08:00 | * | * | * | * | * | * | 185 | 166 | 176 |
| 09:00 | * | * | * | * | * | * | 182 | 227 | 204 |
| 10:00 | * | * | * | * | * | * | 244 | 288 | 266 |
| 11:00 | * | * | * | * | * | * | 256 | 239 | 248 |
| 12:00 PM | * | * | * | * | * | * | 303 | 266 | 284 |
| 01:00 | * | * | * | * | * | * | 323 | 260 | 292 |
| 02:00 | * | * | * | * | * | * | 222 | 247 | 234 |
| 03:00 | * | * | * | * | * | * | 311 | 252 | 282 |
| 04:00 | * | * | * | * | * | * | 296 | 223 | 260 |
| 05:00 | * | * | * | * | * | * | 387 | 307 | 347 |
| 06:00 | * | * | * | * | * | * | 303 | 279 | 291 |
| 07:00 | * | * | * | * | * | * | 291 | 245 | 268 |
| 08:00 | * | * | * | * | * | * | 231 | 234 | 232 |
| 09:00 | * | * | * | * | * | * | 280 | 187 | 234 |
| 10:00 | * | * | * | * | * | * | 242 | 124 | 183 |
| 11:00 | * | * | * | * | * | * | 146 | 76 | 111 |
| Day Total | 0 | 0 | 0 | 0 | 0 | 0 | 4545 | 3906 | 4227 |
| % Avg. WkDay | 0.0% | 0.0% | 0.0% | 0.0% | 0.0% | | | | |
| % Avg. Week | 0.0% | 0.0% | 0.0% | 0.0% | 0.0% | 0.0% | 107.5% | 92.4% | |
| AM Peak | | | | | | | 11:00 | 10:00 | 10:00 |
| Vol. | | | | | | | 256 | 288 | 266 |
| PM Peak | | | | | | | 17:00 | 17:00 | 17:00 |
| Vol. | | | | | | | 387 | 307 | 347 |
| Grand Total | 0 | 0 | 0 | 0 | 0 | 0 | 4545 | 3906 | 4227 |
| ADT | ADT 4,226 | | AADT 4,226 | | | | | | |



City of San Clemente
Engineering Division
 910 Calle Negocio, ste 100
 San Clemente, CA 92780

Project: All-way Stop Warrant
 Location: Calle Del Cerro at upper Montana
 Survey Location: EB Del Cerro S. of Montana

Date Start: 05-May-15
 Date End: 13-May-15

Site Code: CERMONEB

Del Cerro EB at upper Montana

| Start Time | 04-May-15 | | Tue | | Wed | | Thu | | Fri | | Sat | | Sun | | Week Average | |
|------------|-----------|---------|-------|---------|-------|---------|-------|---------|-------|---------|-------|---------|-------|---------|--------------|---------|
| | EB | Channel | EB | Channel | EB | Channel | EB | Channel | EB | Channel | EB | Channel | EB | Channel | EB | Channel |
| 12:00 AM | * | * | * | * | 11 | 0 | 16 | 0 | 12 | 0 | 21 | 0 | 32 | 0 | 18 | 0 |
| 01:00 | * | * | * | * | 10 | 0 | 5 | 0 | 12 | 0 | 16 | 0 | 13 | 0 | 11 | 0 |
| 02:00 | * | * | * | * | 2 | 0 | 3 | 0 | 8 | 0 | 10 | 0 | 30 | 0 | 11 | 0 |
| 03:00 | * | * | * | * | 3 | 0 | 7 | 0 | 0 | 0 | 7 | 0 | 8 | 0 | 5 | 0 |
| 04:00 | * | * | * | * | 13 | 0 | 15 | 0 | 30 | 0 | 7 | 0 | 2 | 0 | 13 | 0 |
| 05:00 | * | * | * | * | 72 | 0 | 67 | 0 | 58 | 0 | 28 | 0 | 11 | 0 | 47 | 0 |
| 06:00 | * | * | * | * | 161 | 0 | 167 | 0 | 138 | 0 | 48 | 0 | 38 | 0 | 110 | 0 |
| 07:00 | * | * | * | * | 344 | 0 | 334 | 0 | 310 | 0 | 60 | 0 | 68 | 0 | 223 | 0 |
| 08:00 | * | * | * | * | 277 | 0 | 286 | 0 | 251 | 0 | 125 | 0 | 232 | 0 | 234 | 0 |
| 09:00 | * | * | * | * | 167 | 0 | 184 | 0 | 174 | 0 | 144 | 0 | 159 | 0 | 166 | 0 |
| 10:00 | * | * | * | * | 141 | 0 | 150 | 0 | 157 | 0 | 143 | 0 | 178 | 0 | 154 | 0 |
| 11:00 | * | * | 166 | 0 | 190 | 0 | 141 | 0 | 157 | 0 | 180 | 0 | 171 | 0 | 168 | 0 |
| 12:00 PM | * | * | 197 | 0 | 209 | 0 | 205 | 0 | 203 | 0 | 158 | 0 | 143 | 0 | 186 | 0 |
| 01:00 | * | * | 215 | 0 | 216 | 0 | 208 | 0 | 208 | 0 | 192 | 0 | 142 | 0 | 197 | 0 |
| 02:00 | * | * | 198 | 0 | 222 | 0 | 229 | 0 | 253 | 0 | 195 | 0 | 133 | 0 | 205 | 0 |
| 03:00 | * | * | 247 | 0 | 260 | 0 | 234 | 0 | 229 | 0 | 198 | 0 | 145 | 0 | 219 | 0 |
| 04:00 | * | * | 265 | 0 | 220 | 0 | 238 | 0 | 225 | 0 | 182 | 0 | 129 | 0 | 210 | 0 |
| 05:00 | * | * | 251 | 0 | 258 | 0 | 264 | 0 | 250 | 0 | 171 | 0 | 149 | 0 | 224 | 0 |
| 06:00 | * | * | 264 | 0 | 218 | 0 | 308 | 0 | 212 | 0 | 144 | 0 | 138 | 0 | 214 | 0 |
| 07:00 | * | * | 181 | 0 | 194 | 0 | 201 | 0 | 162 | 0 | 141 | 0 | 103 | 0 | 164 | 0 |
| 08:00 | * | * | 155 | 0 | 141 | 0 | 142 | 0 | 132 | 0 | 105 | 0 | 128 | 0 | 134 | 0 |
| 09:00 | * | * | 110 | 0 | 110 | 0 | 110 | 0 | 99 | 0 | 92 | 0 | 83 | 0 | 101 | 0 |
| 10:00 | * | * | 58 | 0 | 49 | 0 | 68 | 0 | 108 | 0 | 94 | 0 | 51 | 0 | 71 | 0 |
| 11:00 | * | * | 27 | 0 | 28 | 0 | 24 | 0 | 56 | 0 | 55 | 0 | 39 | 0 | 38 | 0 |
| Lane | 0 | 0 | 2334 | 0 | 3516 | 0 | 3606 | 0 | 3444 | 0 | 2516 | 0 | 2325 | 0 | 3123 | 0 |
| Day | 0 | 0 | 2334 | | 3516 | | 3606 | | 3444 | | 2516 | | 2325 | | 3123 | |
| AM Peak | - | - | 11:00 | - | 07:00 | - | 07:00 | - | 07:00 | - | 11:00 | - | 08:00 | - | 08:00 | - |
| Vol. | - | - | 166 | - | 344 | - | 334 | - | 310 | - | 180 | - | 232 | - | 234 | - |
| PM Peak | - | - | 16:00 | - | 15:00 | - | 18:00 | - | 14:00 | - | 15:00 | - | 17:00 | - | 17:00 | - |
| Vol. | - | - | 265 | - | 260 | - | 308 | - | 253 | - | 198 | - | 149 | - | 224 | - |



City of San Clemente
Engineering Division
 910 Calle Negocio, ste 100
 San Clemente, CA 92780

Project: All-way Stop Warrant
 Location: Calle Del Cerro at upper Montana
 Survey Location: EB Del Cerro S. of Montana

Date Start: 05-May-15
 Date End: 13-May-15

Site Code: CERMONEB

Del Cerro EB at upper Montana

| Start Time | 11-May-15 | | Tue | | Wed | | Thu | | Fri | | Sat | | Sun | | Week Average | |
|------------|------------|---------|------------|---------|------------|---------|-----|---------|-----|---------|-----|---------|-----|---------|--------------|---------|
| | EB | Channel | EB | Channel | EB | Channel | EB | Channel | EB | Channel | EB | Channel | EB | Channel | EB | Channel |
| 12:00 AM | 9 | 0 | 13 | 0 | 15 | 0 | * | * | * | * | * | * | * | * | 12 | 0 |
| 01:00 | 6 | 0 | 7 | 0 | 7 | 0 | * | * | * | * | * | * | * | * | 7 | 0 |
| 02:00 | 6 | 0 | 5 | 0 | 2 | 0 | * | * | * | * | * | * | * | * | 4 | 0 |
| 03:00 | 3 | 0 | 2 | 0 | 3 | 0 | * | * | * | * | * | * | * | * | 3 | 0 |
| 04:00 | 11 | 0 | 15 | 0 | 16 | 0 | * | * | * | * | * | * | * | * | 14 | 0 |
| 05:00 | 78 | 0 | 71 | 0 | 74 | 0 | * | * | * | * | * | * | * | * | 74 | 0 |
| 06:00 | 159 | 0 | 182 | 0 | 149 | 0 | * | * | * | * | * | * | * | * | 163 | 0 |
| 07:00 | 323 | 0 | 360 | 0 | 372 | 0 | * | * | * | * | * | * | * | * | 352 | 0 |
| 08:00 | 273 | 0 | 259 | 0 | 292 | 0 | * | * | * | * | * | * | * | * | 275 | 0 |
| 09:00 | 170 | 0 | 212 | 0 | * | * | * | * | * | * | * | * | * | * | 191 | 0 |
| 10:00 | 180 | 0 | 157 | 0 | * | * | * | * | * | * | * | * | * | * | 168 | 0 |
| 11:00 | 153 | 0 | 154 | 0 | * | * | * | * | * | * | * | * | * | * | 154 | 0 |
| 12:00 PM | 187 | 0 | 215 | 0 | * | * | * | * | * | * | * | * | * | * | 201 | 0 |
| 01:00 | 190 | 0 | 194 | 0 | * | * | * | * | * | * | * | * | * | * | 192 | 0 |
| 02:00 | 223 | 0 | 225 | 0 | * | * | * | * | * | * | * | * | * | * | 224 | 0 |
| 03:00 | 225 | 0 | 214 | 0 | * | * | * | * | * | * | * | * | * | * | 220 | 0 |
| 04:00 | 216 | 0 | 238 | 0 | * | * | * | * | * | * | * | * | * | * | 227 | 0 |
| 05:00 | 226 | 0 | 237 | 0 | * | * | * | * | * | * | * | * | * | * | 232 | 0 |
| 06:00 | 225 | 0 | 251 | 0 | * | * | * | * | * | * | * | * | * | * | 238 | 0 |
| 07:00 | 160 | 0 | 202 | 0 | * | * | * | * | * | * | * | * | * | * | 181 | 0 |
| 08:00 | 120 | 0 | 152 | 0 | * | * | * | * | * | * | * | * | * | * | 136 | 0 |
| 09:00 | 91 | 0 | 95 | 0 | * | * | * | * | * | * | * | * | * | * | 93 | 0 |
| 10:00 | 35 | 0 | 42 | 0 | * | * | * | * | * | * | * | * | * | * | 38 | 0 |
| 11:00 | 18 | 0 | 27 | 0 | * | * | * | * | * | * | * | * | * | * | 22 | 0 |
| Lane Day | 3287 | 0 | 3529 | 0 | 930 | 0 | 0 | 0 | 0 | 0 | 0 | 0 | 0 | 0 | 3421 | 0 |
| AM Peak | 07:00 | - | 07:00 | - | 07:00 | - | - | - | - | - | - | - | - | - | 07:00 | - |
| Vol. | 323 | - | 360 | - | 372 | - | - | - | - | - | - | - | - | - | 352 | - |
| PM Peak | 17:00 | - | 18:00 | - | - | - | - | - | - | - | - | - | - | - | 18:00 | - |
| Vol. | 226 | - | 251 | - | - | - | - | - | - | - | - | - | - | - | 238 | - |

| | | | | | | | | |
|-------------|-----------|------------|------|------|------|------|------|------|
| Comb. Total | 3287 | 5863 | 4446 | 3606 | 3444 | 2516 | 2325 | 6544 |
| ADT | ADT 3,222 | AADT 3,222 | | | | | | |

City of San Clemente

Engineering Division

Calle Del Cerro ADTs
 Survey Location: Del Cerro, btw upper Montana & Rio Lindo

CERRO N. upper Montana Classif
 Site Code: CERROM

Date Start: 18-May-16
 Date End: 25-May-16
 Date Printed: 25-May-16

| Start Time | 16-May-16 | | Tue | | Wed | | Thu | | Fri | | Sat | | Sun | | Week Average | |
|------------|-----------|----|-----|----|------------|------------|------------|------------|------------|------------|------------|------------|------------|------------|--------------|------------|
| | EB | WB | EB | WB | EB | WB | EB | WB | EB | WB | EB | WB | EB | WB | EB | WB |
| 12:00 AM | * | * | * | * | * | * | 7 | 12 | 9 | 12 | 22 | 23 | 37 | 19 | 19 | 16 |
| 01:00 | * | * | * | * | * | * | 3 | 10 | 7 | 12 | 13 | 16 | 21 | 9 | 11 | 12 |
| 02:00 | * | * | * | * | * | * | 6 | 18 | 4 | 13 | 12 | 6 | 13 | 8 | 9 | 11 |
| 03:00 | * | * | * | * | * | * | 3 | 5 | 6 | 5 | 7 | 7 | 6 | 2 | 6 | 5 |
| 04:00 | * | * | * | * | * | * | 41 | 16 | 31 | 9 | 7 | 7 | 8 | 4 | 22 | 9 |
| 05:00 | * | * | * | * | * | * | 82 | 35 | 91 | 45 | 24 | 14 | 11 | 10 | 52 | 26 |
| 06:00 | * | * | * | * | * | * | 141 | 132 | 139 | 115 | 51 | 31 | 43 | 32 | 94 | 78 |
| 07:00 | * | * | * | * | * | * | 385 | 146 | 387 | 134 | 91 | 53 | 61 | 43 | 231 | 94 |
| 08:00 | * | * | * | * | * | * | 275 | 124 | 262 | 126 | 132 | 93 | 150 | 134 | 205 | 119 |
| 09:00 | * | * | * | * | * | * | 166 | 93 | 210 | 108 | 144 | 121 | 122 | 131 | 160 | 113 |
| 10:00 | * | * | * | * | * | * | 140 | 140 | 139 | 120 | 126 | 128 | 202 | 155 | 152 | 136 |
| 11:00 | * | * | * | * | 151 | 168 | 149 | 146 | 148 | 157 | 161 | 165 | 148 | 142 | 151 | 156 |
| 12:00 PM | * | * | * | * | 164 | 172 | 170 | 186 | 191 | 181 | 122 | 132 | 207 | 231 | 171 | 180 |
| 01:00 | * | * | * | * | 179 | 173 | 164 | 172 | 156 | 182 | 135 | 151 | 141 | 147 | 155 | 165 |
| 02:00 | * | * | * | * | 192 | 205 | 193 | 186 | 183 | 211 | 125 | 168 | 171 | 129 | 173 | 180 |
| 03:00 | * | * | * | * | 213 | 240 | 227 | 255 | 171 | 277 | 149 | 140 | 134 | 145 | 179 | 211 |
| 04:00 | * | * | * | * | 137 | 332 | 203 | 361 | 188 | 336 | 162 | 147 | 180 | 163 | 174 | 268 |
| 05:00 | * | * | * | * | 178 | 323 | 196 | 303 | 162 | 253 | 131 | 157 | 141 | 181 | 162 | 243 |
| 06:00 | * | * | * | * | 146 | 193 | 181 | 196 | 112 | 179 | 141 | 133 | 128 | 149 | 142 | 170 |
| 07:00 | * | * | * | * | 115 | 150 | 115 | 177 | 104 | 131 | 94 | 140 | 152 | 103 | 116 | 140 |
| 08:00 | * | * | * | * | 121 | 110 | 98 | 107 | 68 | 95 | 77 | 97 | 84 | 75 | 90 | 97 |
| 09:00 | * | * | * | * | 55 | 76 | 76 | 95 | 73 | 77 | 73 | 82 | 63 | 56 | 68 | 77 |
| 10:00 | * | * | * | * | 39 | 42 | 30 | 35 | 45 | 51 | 65 | 88 | 33 | 34 | 42 | 50 |
| 11:00 | * | * | * | * | 24 | 23 | 18 | 14 | 48 | 27 | 50 | 45 | 14 | 19 | 31 | 26 |
| Lane Day | 0 | 0 | 0 | 0 | 1714 | 2207 | 3069 | 2964 | 2934 | 2856 | 2114 | 2144 | 2270 | 2121 | 2615 | 2582 |
| | 0 | | 0 | | 3921 | | 6033 | | 5790 | | 4258 | | 4391 | | 5197 | |
| AM Peak | - | - | - | - | 11:00 | 11:00 | 07:00 | 07:00 | 07:00 | 11:00 | 11:00 | 11:00 | 10:00 | 10:00 | 07:00 | 11:00 |
| Vol. | - | - | - | - | 151 | 168 | 385 | 146 | 387 | 157 | 161 | 165 | 202 | 155 | 231 | 156 |
| PM Peak | - | - | - | - | 15:00 | 16:00 | 15:00 | 16:00 | 12:00 | 16:00 | 16:00 | 14:00 | 12:00 | 12:00 | 15:00 | 16:00 |
| Vol. | - | - | - | - | 213 | 332 | 227 | 361 | 191 | 336 | 162 | 168 | 207 | 231 | 179 | 268 |

City of San Clemente
Engineering Division

Calle Del Cerro ADTs
Survey Location: Del Cerro, btw upper Montana & Rio Lindo

CERRO N. upper Montana Classif
Site Code: CERROM

Date Start: 18-May-16
Date End: 25-May-16
Date Printed: 25-May-16

| Start Time | 23-May-16 | | Tue | | Wed | | Thu | | Fri | | Sat | | Sun | | Week Average | |
|------------|-----------|-------|-------|-------|-------|-------|-----|----|-----|----|-----|----|-----|----|--------------|-------|
| | EB | WB | EB | WB | EB | WB | EB | WB | EB | WB | EB | WB | EB | WB | EB | WB |
| 12:00 AM | 8 | 7 | 11 | 8 | 13 | 5 | * | * | * | * | * | * | * | * | 11 | 7 |
| 01:00 | 6 | 3 | 8 | 9 | 5 | 14 | * | * | * | * | * | * | * | * | 6 | 9 |
| 02:00 | 2 | 2 | 3 | 13 | 3 | 13 | * | * | * | * | * | * | * | * | 3 | 9 |
| 03:00 | 1 | 1 | 0 | 1 | 3 | 2 | * | * | * | * | * | * | * | * | 1 | 1 |
| 04:00 | 35 | 9 | 36 | 9 | 41 | 9 | * | * | * | * | * | * | * | * | 37 | 9 |
| 05:00 | 93 | 39 | 91 | 42 | 101 | 48 | * | * | * | * | * | * | * | * | 95 | 43 |
| 06:00 | 151 | 114 | 163 | 130 | 155 | 129 | * | * | * | * | * | * | * | * | 156 | 124 |
| 07:00 | 392 | 144 | 407 | 130 | 412 | 136 | * | * | * | * | * | * | * | * | 404 | 137 |
| 08:00 | 279 | 121 | 273 | 111 | 262 | 123 | * | * | * | * | * | * | * | * | 271 | 118 |
| 09:00 | 190 | 96 | 208 | 136 | 110 | 48 | * | * | * | * | * | * | * | * | 169 | 93 |
| 10:00 | 137 | 119 | 147 | 111 | * | * | * | * | * | * | * | * | * | * | 142 | 115 |
| 11:00 | 155 | 162 | 144 | 161 | * | * | * | * | * | * | * | * | * | * | 150 | 162 |
| 12:00 PM | 170 | 179 | 198 | 199 | * | * | * | * | * | * | * | * | * | * | 184 | 189 |
| 01:00 | 182 | 158 | 187 | 155 | * | * | * | * | * | * | * | * | * | * | 184 | 156 |
| 02:00 | 182 | 158 | 188 | 193 | * | * | * | * | * | * | * | * | * | * | 185 | 176 |
| 03:00 | 213 | 267 | 214 | 267 | * | * | * | * | * | * | * | * | * | * | 214 | 267 |
| 04:00 | 202 | 341 | 206 | 393 | * | * | * | * | * | * | * | * | * | * | 204 | 367 |
| 05:00 | 206 | 347 | 216 | 335 | * | * | * | * | * | * | * | * | * | * | 211 | 341 |
| 06:00 | 168 | 202 | 185 | 210 | * | * | * | * | * | * | * | * | * | * | 176 | 206 |
| 07:00 | 107 | 139 | 119 | 149 | * | * | * | * | * | * | * | * | * | * | 113 | 144 |
| 08:00 | 89 | 97 | 104 | 115 | * | * | * | * | * | * | * | * | * | * | 96 | 106 |
| 09:00 | 51 | 81 | 55 | 58 | * | * | * | * | * | * | * | * | * | * | 53 | 70 |
| 10:00 | 15 | 38 | 27 | 39 | * | * | * | * | * | * | * | * | * | * | 21 | 38 |
| 11:00 | 21 | 12 | 23 | 14 | * | * | * | * | * | * | * | * | * | * | 22 | 13 |
| Lane Day | 3055 | 2836 | 3213 | 2988 | 1105 | 527 | 0 | 0 | 0 | 0 | 0 | 0 | 0 | 0 | 3108 | 2900 |
| AM Peak | 07:00 | 11:00 | 07:00 | 11:00 | 07:00 | 07:00 | - | - | - | - | - | - | - | - | 07:00 | 11:00 |
| Vol. | 392 | 162 | 407 | 161 | 412 | 136 | - | - | - | - | - | - | - | - | 404 | 162 |
| PM Peak | 15:00 | 17:00 | 17:00 | 16:00 | - | - | - | - | - | - | - | - | - | - | 15:00 | 16:00 |
| Vol. | 213 | 347 | 216 | 393 | - | - | - | - | - | - | - | - | - | - | 214 | 367 |

| | | | | | | | | |
|-------------|-----------|------------|------|------|------|------|------|-------|
| Comb. Total | 5891 | 6201 | 5553 | 6033 | 5790 | 4258 | 4391 | 11205 |
| ADT | ADT 5,485 | AADT 5,485 | | | | | | |

City of San Clemente
Engineering Division

Calle Del Cerro ADTs
Survey Location: Del Cerro, btw Pico & Vista Montana

CERRO S. Pico Classif
Site Code: CERROPI

Date Start: 18-May-16
Date End: 25-May-16
Date Printed: 25-May-16

| Start Time | 16-May-16 | | Tue | | Wed | | Thu | | Fri | | Sat | | Sun | | Week Average | |
|------------|-----------|----|-----|----|------------|------------|------------|------------|------------|------------|------------|------------|------------|------------|--------------|------------|
| | EB | WB | EB | WB | EB | WB | EB | WB | EB | WB | EB | WB | EB | WB | EB | WB |
| 12:00 AM | * | * | * | * | * | * | 35 | 15 | 44 | 21 | 95 | 38 | 94 | 49 | 67 | 31 |
| 01:00 | * | * | * | * | * | * | 22 | 10 | 22 | 11 | 65 | 30 | 54 | 26 | 41 | 19 |
| 02:00 | * | * | * | * | * | * | 20 | 22 | 29 | 17 | 32 | 12 | 32 | 14 | 28 | 16 |
| 03:00 | * | * | * | * | * | * | 5 | 23 | 6 | 22 | 20 | 13 | 20 | 11 | 13 | 17 |
| 04:00 | * | * | * | * | * | * | 35 | 61 | 27 | 54 | 12 | 32 | 10 | 24 | 21 | 43 |
| 05:00 | * | * | * | * | * | * | 72 | 154 | 91 | 157 | 31 | 59 | 14 | 51 | 52 | 105 |
| 06:00 | * | * | * | * | * | * | 185 | 398 | 168 | 368 | 68 | 128 | 51 | 104 | 118 | 250 |
| 07:00 | * | * | * | * | * | * | 543 | 767 | 546 | 744 | 115 | 224 | 99 | 195 | 326 | 482 |
| 08:00 | * | * | * | * | * | * | 444 | 540 | 415 | 485 | 193 | 348 | 186 | 266 | 310 | 410 |
| 09:00 | * | * | * | * | * | * | 274 | 390 | 314 | 410 | 260 | 418 | 180 | 338 | 257 | 389 |
| 10:00 | * | * | * | * | * | * | 292 | 375 | 294 | 373 | 301 | 438 | 333 | 380 | 305 | 392 |
| 11:00 | * | * | * | * | 332 | 398 | 329 | 417 | 354 | 413 | 374 | 411 | 301 | 372 | 338 | 402 |
| 12:00 PM | * | * | * | * | 369 | 356 | 369 | 402 | 382 | 387 | 358 | 399 | 360 | 401 | 368 | 389 |
| 01:00 | * | * | * | * | 417 | 353 | 439 | 359 | 413 | 374 | 355 | 359 | 337 | 330 | 392 | 355 |
| 02:00 | * | * | * | * | 443 | 491 | 411 | 462 | 472 | 530 | 347 | 317 | 345 | 327 | 404 | 425 |
| 03:00 | * | * | * | * | 516 | 432 | 503 | 437 | 463 | 469 | 368 | 319 | 352 | 317 | 440 | 395 |
| 04:00 | * | * | * | * | 487 | 475 | 536 | 450 | 476 | 468 | 375 | 347 | 369 | 310 | 449 | 410 |
| 05:00 | * | * | * | * | 674 | 496 | 625 | 526 | 546 | 482 | 385 | 338 | 468 | 295 | 540 | 427 |
| 06:00 | * | * | * | * | 561 | 439 | 523 | 366 | 462 | 338 | 363 | 311 | 372 | 238 | 456 | 338 |
| 07:00 | * | * | * | * | 443 | 228 | 431 | 227 | 370 | 262 | 303 | 204 | 302 | 281 | 370 | 240 |
| 08:00 | * | * | * | * | 363 | 270 | 364 | 193 | 287 | 144 | 318 | 177 | 281 | 181 | 323 | 193 |
| 09:00 | * | * | * | * | 277 | 123 | 272 | 125 | 303 | 164 | 281 | 171 | 212 | 141 | 269 | 145 |
| 10:00 | * | * | * | * | 163 | 64 | 160 | 65 | 207 | 88 | 275 | 169 | 137 | 76 | 188 | 92 |
| 11:00 | * | * | * | * | 89 | 37 | 83 | 31 | 142 | 61 | 164 | 82 | 85 | 37 | 113 | 50 |
| Lane | 0 | 0 | 0 | 0 | 5134 | 4162 | 6972 | 6815 | 6833 | 6842 | 5458 | 5344 | 4994 | 4764 | 6188 | 6015 |
| Day | 0 | 0 | 0 | 0 | 9296 | 4162 | 13787 | 6815 | 13675 | 6842 | 10802 | 5344 | 9758 | 4764 | 12203 | 6015 |
| AM Peak | - | - | - | - | 11:00 | 11:00 | 07:00 | 07:00 | 07:00 | 07:00 | 11:00 | 10:00 | 10:00 | 10:00 | 11:00 | 07:00 |
| Vol. | - | - | - | - | 332 | 398 | 543 | 767 | 546 | 744 | 374 | 438 | 333 | 380 | 338 | 482 |
| PM Peak | - | - | - | - | 17:00 | 17:00 | 17:00 | 17:00 | 17:00 | 14:00 | 17:00 | 12:00 | 17:00 | 12:00 | 17:00 | 17:00 |
| Vol. | - | - | - | - | 674 | 496 | 625 | 526 | 546 | 530 | 385 | 399 | 468 | 401 | 540 | 427 |

City of San Clemente
Engineering Division

Calle Del Cerro ADTs
Survey Location: Del Cerro, btw Pico & Vista Montana

CERRO S. Pico Classif
Site Code: CERROPI

Date Start: 18-May-16
Date End: 25-May-16
Date Printed: 25-May-16

| Start Time | 23-May-16 | | Tue | | Wed | | Thu | | Fri | | Sat | | Sun | | Week Average | |
|------------|------------|------------|------------|------------|------------|------------|-----|----|-----|----|-----|----|-----|----|--------------|------------|
| | EB | WB | EB | WB | EB | WB | EB | WB | EB | WB | EB | WB | EB | WB | EB | WB |
| 12:00 AM | 50 | 19 | 53 | 22 | 51 | 15 | * | * | * | * | * | * | * | * | 51 | 19 |
| 01:00 | 26 | 9 | 25 | 9 | 25 | 14 | * | * | * | * | * | * | * | * | 25 | 11 |
| 02:00 | 10 | 10 | 12 | 28 | 15 | 29 | * | * | * | * | * | * | * | * | 12 | 22 |
| 03:00 | 7 | 17 | 10 | 18 | 12 | 18 | * | * | * | * | * | * | * | * | 10 | 18 |
| 04:00 | 31 | 56 | 29 | 51 | 37 | 44 | * | * | * | * | * | * | * | * | 32 | 50 |
| 05:00 | 83 | 153 | 81 | 163 | 83 | 186 | * | * | * | * | * | * | * | * | 82 | 167 |
| 06:00 | 174 | 385 | 204 | 399 | 179 | 404 | * | * | * | * | * | * | * | * | 186 | 396 |
| 07:00 | 522 | 753 | 515 | 757 | 564 | 757 | * | * | * | * | * | * | * | * | 534 | 756 |
| 08:00 | 506 | 519 | 419 | 499 | 418 | 513 | * | * | * | * | * | * | * | * | 448 | 510 |
| 09:00 | 292 | 464 | 309 | 456 | * | * | * | * | * | * | * | * | * | * | 300 | 460 |
| 10:00 | 289 | 306 | 279 | 332 | * | * | * | * | * | * | * | * | * | * | 284 | 319 |
| 11:00 | 338 | 422 | 332 | 428 | * | * | * | * | * | * | * | * | * | * | 335 | 425 |
| 12:00 PM | 389 | 368 | 483 | 403 | * | * | * | * | * | * | * | * | * | * | 436 | 386 |
| 01:00 | 461 | 357 | 435 | 399 | * | * | * | * | * | * | * | * | * | * | 448 | 378 |
| 02:00 | 450 | 520 | 384 | 424 | * | * | * | * | * | * | * | * | * | * | 417 | 472 |
| 03:00 | 480 | 430 | 506 | 426 | * | * | * | * | * | * | * | * | * | * | 493 | 428 |
| 04:00 | 552 | 431 | 538 | 475 | * | * | * | * | * | * | * | * | * | * | 545 | 453 |
| 05:00 | 624 | 442 | 594 | 483 | * | * | * | * | * | * | * | * | * | * | 609 | 462 |
| 06:00 | 490 | 382 | 527 | 306 | * | * | * | * | * | * | * | * | * | * | 508 | 344 |
| 07:00 | 361 | 172 | 375 | 187 | * | * | * | * | * | * | * | * | * | * | 368 | 180 |
| 08:00 | 309 | 164 | 311 | 163 | * | * | * | * | * | * | * | * | * | * | 310 | 164 |
| 09:00 | 221 | 126 | 232 | 114 | * | * | * | * | * | * | * | * | * | * | 226 | 120 |
| 10:00 | 108 | 60 | 150 | 56 | * | * | * | * | * | * | * | * | * | * | 129 | 58 |
| 11:00 | 83 | 39 | 62 | 32 | * | * | * | * | * | * | * | * | * | * | 72 | 36 |
| Lane Day | 6856 | 6604 | 6865 | 6630 | 1384 | 1980 | 0 | 0 | 0 | 0 | 0 | 0 | 0 | 0 | 6860 | 6634 |
| AM Peak | 07:00 | 07:00 | 07:00 | 07:00 | 07:00 | 07:00 | - | - | - | - | - | - | - | - | 07:00 | 07:00 |
| Vol. | 522 | 753 | 515 | 757 | 564 | 757 | - | - | - | - | - | - | - | - | 534 | 756 |
| PM Peak | 17:00 | 14:00 | 17:00 | 17:00 | - | - | - | - | - | - | - | - | - | - | 17:00 | 14:00 |
| Vol. | 624 | 520 | 594 | 483 | - | - | - | - | - | - | - | - | - | - | 609 | 472 |

| | | | | | | | | |
|-------------|------------|-------------|-------|-------|-------|-------|------|-------|
| Comb. Total | 13460 | 13495 | 12660 | 13787 | 13675 | 10802 | 9758 | 25697 |
| ADT | ADT 12,712 | AADT 12,712 | | | | | | |

Transportation Studies, Inc.

2640 Walnut Avenue, Suite L
Tustin, CA. 92780

Location : CALLE DEL CERRO
Segment : S/O AVENIDA PICO
Client : CITY SAN CLEMENT

Site: AN CLEMENTE
Date: 01/22/19

| Interval | NB | | | | SB | | | | Combined | | | | Day: | Tuesday | |
|------------|-------|-------|-------|-----|-------|-------|-------|-----|----------|-------|-------|-----|------|---------|--|
| | AM | | PM | | AM | | PM | | AM | | PM | | | | |
| 12:00 | 2 | 9 | 74 | 286 | 6 | 19 | 64 | 301 | 8 | 28 | 138 | 587 | | | |
| 12:15 | 2 | | 58 | | 6 | | 78 | | 8 | | 136 | | | | |
| 12:30 | 2 | | 60 | | 6 | | 73 | | 8 | | 133 | | | | |
| 12:45 | 3 | | 94 | | 1 | | 86 | | 4 | | 180 | | | | |
| 01:00 | 0 | 0 | 110 | 282 | 6 | 9 | 70 | 287 | 6 | 9 | 180 | 569 | | | |
| 01:15 | 0 | | 59 | | 0 | | 85 | | 0 | | 144 | | | | |
| 01:30 | 0 | | 64 | | 3 | | 70 | | 3 | | 134 | | | | |
| 01:45 | 0 | | 49 | | 0 | | 62 | | 0 | | 111 | | | | |
| 02:00 | 0 | 3 | 59 | 284 | 2 | 4 | 79 | 309 | 2 | 7 | 138 | 593 | | | |
| 02:15 | 1 | | 72 | | 2 | | 62 | | 3 | | 134 | | | | |
| 02:30 | 2 | | 74 | | 0 | | 68 | | 2 | | 142 | | | | |
| 02:45 | 0 | | 79 | | 0 | | 100 | | 0 | | 179 | | | | |
| 03:00 | 2 | 7 | 69 | 297 | 1 | 14 | 96 | 388 | 3 | 21 | 165 | 685 | | | |
| 03:15 | 0 | | 68 | | 3 | | 72 | | 3 | | 140 | | | | |
| 03:30 | 2 | | 94 | | 3 | | 116 | | 5 | | 210 | | | | |
| 03:45 | 3 | | 66 | | 7 | | 104 | | 10 | | 170 | | | | |
| 04:00 | 8 | 35 | 104 | 372 | 0 | 22 | 82 | 413 | 8 | 57 | 186 | 785 | | | |
| 04:15 | 5 | | 70 | | 3 | | 96 | | 8 | | 166 | | | | |
| 04:30 | 10 | | 96 | | 10 | | 97 | | 20 | | 193 | | | | |
| 04:45 | 12 | | 102 | | 9 | | 138 | | 21 | | 240 | | | | |
| 05:00 | 12 | 106 | 114 | 386 | 4 | 86 | 120 | 469 | 16 | 192 | 234 | 855 | | | |
| 05:15 | 26 | | 112 | | 7 | | 110 | | 33 | | 222 | | | | |
| 05:30 | 30 | | 79 | | 26 | | 109 | | 56 | | 188 | | | | |
| 05:45 | 38 | | 81 | | 49 | | 130 | | 87 | | 211 | | | | |
| 06:00 | 36 | 220 | 84 | 251 | 30 | 166 | 112 | 408 | 66 | 386 | 196 | 659 | | | |
| 06:15 | 50 | | 53 | | 28 | | 104 | | 78 | | 157 | | | | |
| 06:30 | 60 | | 56 | | 50 | | 98 | | 110 | | 154 | | | | |
| 06:45 | 74 | | 58 | | 58 | | 94 | | 132 | | 152 | | | | |
| 07:00 | 106 | 435 | 54 | 137 | 80 | 421 | 89 | 249 | 186 | 856 | 143 | 386 | | | |
| 07:15 | 128 | | 32 | | 108 | | 62 | | 236 | | 94 | | | | |
| 07:30 | 101 | | 25 | | 112 | | 50 | | 213 | | 75 | | | | |
| 07:45 | 100 | | 26 | | 121 | | 48 | | 221 | | 74 | | | | |
| 08:00 | 72 | 311 | 24 | 99 | 95 | 302 | 55 | 193 | 167 | 613 | 79 | 292 | | | |
| 08:15 | 82 | | 30 | | 78 | | 46 | | 160 | | 76 | | | | |
| 08:30 | 86 | | 24 | | 67 | | 52 | | 153 | | 76 | | | | |
| 08:45 | 71 | | 21 | | 62 | | 40 | | 133 | | 61 | | | | |
| 09:00 | 60 | 273 | 14 | 50 | 69 | 259 | 50 | 143 | 129 | 532 | 64 | 193 | | | |
| 09:15 | 59 | | 13 | | 60 | | 39 | | 119 | | 52 | | | | |
| 09:30 | 90 | | 9 | | 68 | | 26 | | 158 | | 35 | | | | |
| 09:45 | 64 | | 14 | | 62 | | 28 | | 126 | | 42 | | | | |
| 10:00 | 74 | 233 | 13 | 31 | 55 | 195 | 17 | 81 | 129 | 428 | 30 | 112 | | | |
| 10:15 | 52 | | 8 | | 44 | | 27 | | 96 | | 35 | | | | |
| 10:30 | 57 | | 6 | | 43 | | 18 | | 100 | | 24 | | | | |
| 10:45 | 50 | | 4 | | 53 | | 19 | | 103 | | 23 | | | | |
| 11:00 | 78 | 263 | 6 | 13 | 42 | 203 | 10 | 44 | 120 | 466 | 16 | 57 | | | |
| 11:15 | 56 | | 4 | | 43 | | 12 | | 99 | | 16 | | | | |
| 11:30 | 76 | | 2 | | 56 | | 14 | | 132 | | 16 | | | | |
| 11:45 | 53 | | 1 | | 62 | | 8 | | 115 | | 9 | | | | |
| Totals | 1,895 | | 2,488 | | 1,700 | | 3,285 | | 3,595 | | 5,773 | | | | |
| Split% | 52.7 | | 43.1 | | 47.3 | | 56.9 | | | | | | | | |
| Day Totals | | 4,383 | | | | 4,985 | | | | 9,368 | | | | | |
| Day Splits | | 46.8 | | | | 53.2 | | | | | | | | | |
| Peak Hour | 07:00 | | 04:30 | | 07:15 | | 04:45 | | 07:00 | | 04:30 | | | | |
| Volume | 435 | | 424 | | 436 | | 477 | | 856 | | 889 | | | | |
| Factor | 0.85 | | 0.93 | | 0.90 | | 0.86 | | 0.91 | | 0.93 | | | | |

Transportation Studies, Inc.

2640 Walnut Avenue, Suite L
Tustin, CA. 92780

Location : CALLE DEL CERRO
Segment : S/O AVENIDA VISTA MONTANA
Client : CITY SAN CLEMENT

Site: AN CLEMENTE
Date: 01/22/19

| Interval | NB | | | | SB | | | | Combined | | Day: | Tuesday |
|------------|-------|-------|-------|-----|-------|-------|-------|-----|----------|-------|-------|---------|
| | AM | | PM | | AM | | PM | | AM | PM | | |
| 12:00 | 1 | 9 | 46 | 218 | 3 | 9 | 56 | 191 | 4 | 18 | 102 | 409 |
| 12:15 | 6 | | 58 | | 1 | | 42 | | 7 | | 100 | |
| 12:30 | 2 | | 52 | | 2 | | 44 | | 4 | | 96 | |
| 12:45 | 0 | | 62 | | 3 | | 49 | | 3 | | 111 | |
| 01:00 | 1 | 4 | 60 | 231 | 0 | 2 | 41 | 144 | 1 | 6 | 101 | 375 |
| 01:15 | 0 | | 76 | | 1 | | 28 | | 1 | | 104 | |
| 01:30 | 1 | | 54 | | 0 | | 50 | | 1 | | 104 | |
| 01:45 | 2 | | 41 | | 1 | | 25 | | 3 | | 66 | |
| 02:00 | 0 | 2 | 49 | 208 | 0 | 4 | 30 | 175 | 0 | 6 | 79 | 383 |
| 02:15 | 1 | | 51 | | 1 | | 38 | | 2 | | 89 | |
| 02:30 | 1 | | 45 | | 3 | | 56 | | 4 | | 101 | |
| 02:45 | 0 | | 63 | | 0 | | 51 | | 0 | | 114 | |
| 03:00 | 1 | 15 | 70 | 277 | 1 | 3 | 57 | 244 | 2 | 18 | 127 | 521 |
| 03:15 | 2 | | 57 | | 1 | | 34 | | 3 | | 91 | |
| 03:30 | 3 | | 72 | | 1 | | 101 | | 4 | | 173 | |
| 03:45 | 9 | | 78 | | 0 | | 52 | | 9 | | 130 | |
| 04:00 | 1 | 25 | 57 | 242 | 3 | 20 | 82 | 294 | 4 | 45 | 139 | 536 |
| 04:15 | 3 | | 48 | | 3 | | 62 | | 6 | | 110 | |
| 04:30 | 14 | | 80 | | 8 | | 86 | | 22 | | 166 | |
| 04:45 | 7 | | 57 | | 6 | | 64 | | 13 | | 121 | |
| 05:00 | 10 | 91 | 66 | 268 | 7 | 52 | 104 | 322 | 17 | 143 | 170 | 590 |
| 05:15 | 8 | | 63 | | 11 | | 89 | | 19 | | 152 | |
| 05:30 | 27 | | 66 | | 12 | | 66 | | 39 | | 132 | |
| 05:45 | 46 | | 73 | | 22 | | 63 | | 68 | | 136 | |
| 06:00 | 32 | 179 | 60 | 217 | 22 | 121 | 60 | 178 | 54 | 300 | 120 | 395 |
| 06:15 | 41 | | 55 | | 28 | | 36 | | 69 | | 91 | |
| 06:30 | 48 | | 48 | | 32 | | 42 | | 80 | | 90 | |
| 06:45 | 58 | | 54 | | 39 | | 40 | | 97 | | 94 | |
| 07:00 | 68 | 374 | 52 | 128 | 50 | 240 | 52 | 120 | 118 | 614 | 104 | 248 |
| 07:15 | 96 | | 28 | | 89 | | 28 | | 185 | | 56 | |
| 07:30 | 102 | | 26 | | 61 | | 20 | | 163 | | 46 | |
| 07:45 | 108 | | 22 | | 40 | | 20 | | 148 | | 42 | |
| 08:00 | 82 | 253 | 27 | 107 | 50 | 174 | 18 | 78 | 132 | 427 | 45 | 185 |
| 08:15 | 72 | | 28 | | 36 | | 22 | | 108 | | 50 | |
| 08:30 | 52 | | 32 | | 48 | | 23 | | 100 | | 55 | |
| 08:45 | 47 | | 20 | | 40 | | 15 | | 87 | | 35 | |
| 09:00 | 58 | 214 | 27 | 67 | 38 | 146 | 10 | 47 | 96 | 360 | 37 | 114 |
| 09:15 | 52 | | 20 | | 42 | | 12 | | 94 | | 32 | |
| 09:30 | 48 | | 14 | | 34 | | 14 | | 82 | | 28 | |
| 09:45 | 56 | | 6 | | 32 | | 11 | | 88 | | 17 | |
| 10:00 | 44 | 151 | 10 | 43 | 32 | 118 | 14 | 36 | 76 | 269 | 24 | 79 |
| 10:15 | 30 | | 12 | | 22 | | 6 | | 52 | | 18 | |
| 10:30 | 42 | | 11 | | 42 | | 11 | | 84 | | 22 | |
| 10:45 | 35 | | 10 | | 22 | | 5 | | 57 | | 15 | |
| 11:00 | 31 | 157 | 8 | 20 | 42 | 160 | 7 | 15 | 73 | 317 | 15 | 35 |
| 11:15 | 30 | | 5 | | 38 | | 5 | | 68 | | 10 | |
| 11:30 | 48 | | 4 | | 42 | | 0 | | 90 | | 4 | |
| 11:45 | 48 | | 3 | | 38 | | 3 | | 86 | | 6 | |
| Totals | 1,474 | | 2,026 | | 1,049 | | 1,844 | | 2,523 | | 3,870 | |
| Split% | 58.4 | | 52.4 | | 41.6 | | 47.6 | | | | | |
| Day Totals | | 3,500 | | | | 2,893 | | | | 6,393 | | |
| Day Splits | | 54.7 | | | | 45.3 | | | | | | |
| Peak Hour | 07:15 | | 03:00 | | 07:00 | | 04:30 | | 07:15 | | 04:30 | |
| Volume | 388 | | 277 | | 240 | | 343 | | 628 | | 609 | |
| Factor | 0.90 | | 0.89 | | 0.67 | | 0.82 | | 0.85 | | 0.90 | |



City of San Clemente

Engineering Division

Site Code: CERREP

Project: Calle Del Cerro 2014 ADTs

Survey Location: Calle Del Cerro WB, btw Montana & Pico

Weather: Sunny

Date Start: 16-Jun-14

Date End: 20-Jun-14

Del Cerro WB, Montana - Pico, weekday

| Start Time | Mon 16-Jun-14 | Tue 17-Jun-14 | Wed 18-Jun-14 | Thu 19-Jun-14 | Fri 20-Jun-14 | Average Day | Sat 21-Jun-14 | Sun 22-Jun-14 | Week Average |
|--------------|------------------|------------------|------------------|------------------|------------------|----------------|------------------|------------------|-----------------|
| 12:00 AM | * | 15 | 17 | 25 | 45 | 26 | * | * | 26 |
| 01:00 | * | 14 | 5 | 18 | 10 | 12 | * | * | 12 |
| 02:00 | * | 12 | 13 | 15 | 9 | 12 | * | * | 12 |
| 03:00 | * | 13 | 8 | 7 | 13 | 10 | * | * | 10 |
| 04:00 | * | 31 | 42 | 43 | 36 | 38 | * | * | 38 |
| 05:00 | * | 142 | 159 | 157 | 142 | 150 | * | * | 150 |
| 06:00 | * | 367 | 366 | 348 | 329 | 352 | * | * | 352 |
| 07:00 | * | 743 | 707 | 703 | 688 | 710 | * | * | 710 |
| 08:00 | * | 496 | 542 | 521 | 491 | 512 | * | * | 512 |
| 09:00 | * | 429 | 460 | 447 | 433 | 442 | * | * | 442 |
| 10:00 | 373 | 354 | 395 | 349 | 403 | 375 | * | * | 375 |
| 11:00 | 406 | 439 | 418 | 482 | 458 | 441 | * | * | 441 |
| 12:00 PM | 352 | 409 | 361 | 375 | 372 | 374 | * | * | 374 |
| 01:00 | 393 | 390 | 345 | 377 | 441 | 389 | * | * | 389 |
| 02:00 | 473 | 412 | 490 | 509 | 497 | 476 | * | * | 476 |
| 03:00 | 423 | 407 | 407 | 407 | 432 | 415 | * | * | 415 |
| 04:00 | 387 | 441 | 423 | 417 | 423 | 418 | * | * | 418 |
| 05:00 | 436 | 579 | 473 | 478 | 463 | 486 | * | * | 486 |
| 06:00 | 337 | 346 | 369 | 352 | 371 | 355 | * | * | 355 |
| 07:00 | 212 | 318 | 239 | 239 | 299 | 261 | * | * | 261 |
| 08:00 | 162 | 183 | 189 | 194 | 181 | 182 | * | * | 182 |
| 09:00 | 101 | 109 | 118 | 168 | 172 | 134 | * | * | 134 |
| 10:00 | 84 | 84 | 60 | 96 | 116 | 88 | * | * | 88 |
| 11:00 | 20 | 35 | 36 | 56 | 45 | 38 | * | * | 38 |
| Day Total | 4159 | 6768 | 6642 | 6783 | 6869 | 6696 | 0 | 0 | 6696 |
| % Avg. WkDay | 62.1% | 101.1% | 99.2% | 101.3% | 102.6% | | | | |
| % Avg. Week | 62.1% | 101.1% | 99.2% | 101.3% | 102.6% | 100.0% | 0.0% | 0.0% | |
| AM Peak | 11:00 | 07:00 | 07:00 | 07:00 | 07:00 | 07:00 | | | 07:00 |
| Vol. | 406 | 743 | 707 | 703 | 688 | 710 | | | 710 |
| PM Peak | 14:00 | 17:00 | 14:00 | 14:00 | 14:00 | 17:00 | | | 17:00 |
| Vol. | 473 | 579 | 490 | 509 | 497 | 486 | | | 486 |
| Grand Total | 4159 | 6768 | 6642 | 6783 | 6869 | 6696 | 0 | 0 | 6696 |

ADT

ADT 6,697

AADT 6,697



City of San Clemente

Engineering Division

7

Site Code: CERRO P-

Project: Calle Del Cerro 2014 ADTs

Survey Location: Calle Del Cerro WB, between La Pata and Iglesia

Weather: Sunny

Date Start: 16-Jun-14

Date End: 20-Jun-14

Del Cerro WB, La Pata - Iglesia ADT Weekday

| Start Time | Mon 16-Jun-14 | Tue 17-Jun-14 | Wed 18-Jun-14 | Thu 19-Jun-14 | Fri 20-Jun-14 | Average Day | Sat 21-Jun-14 | Sun 22-Jun-14 | Week Average |
|--------------|------------------|------------------|------------------|------------------|------------------|----------------|------------------|------------------|-----------------|
| 12:00 AM | * | 9 | 12 | 11 | 10 | 10 | * | * | 10 |
| 01:00 | * | 4 | 3 | 10 | 2 | 5 | * | * | 5 |
| 02:00 | * | 11 | 6 | 8 | 5 | 8 | * | * | 8 |
| 03:00 | * | 2 | 2 | 0 | 5 | 2 | * | * | 2 |
| 04:00 | * | 2 | 2 | 1 | 2 | 2 | * | * | 2 |
| 05:00 | * | 7 | 12 | 6 | 6 | 8 | * | * | 8 |
| 06:00 | * | 28 | 23 | 22 | 28 | 25 | * | * | 25 |
| 07:00 | * | 86 | 88 | 88 | 86 | 87 | * | * | 87 |
| 08:00 | * | 83 | 108 | 102 | 100 | 98 | * | * | 98 |
| 09:00 | * | 103 | 75 | 86 | 80 | 86 | * | * | 86 |
| 10:00 | * | 111 | 97 | 113 | 96 | 104 | * | * | 104 |
| 11:00 | 149 | 149 | 134 | 127 | 149 | 142 | * | * | 142 |
| 12:00 PM | 209 | 177 | 174 | 194 | 189 | 189 | * | * | 189 |
| 01:00 | 171 | 156 | 160 | 181 | 170 | 168 | * | * | 168 |
| 02:00 | 156 | 141 | 152 | 167 | 183 | 160 | * | * | 160 |
| 03:00 | 247 | 215 | 227 | 241 | 241 | 234 | * | * | 234 |
| 04:00 | 251 | 278 | 288 | 273 | 259 | 270 | * | * | 270 |
| 05:00 | 321 | 335 | 341 | 355 | 292 | 329 | * | * | 329 |
| 06:00 | 194 | 218 | 206 | 229 | 163 | 202 | * | * | 202 |
| 07:00 | 133 | 191 | 148 | 178 | 142 | 158 | * | * | 158 |
| 08:00 | 88 | 139 | 122 | 96 | 105 | 110 | * | * | 110 |
| 09:00 | 75 | 65 | 62 | 78 | 89 | 74 | * | * | 74 |
| 10:00 | 47 | 45 | 45 | 65 | 62 | 53 | * | * | 53 |
| 11:00 | 16 | 16 | 18 | 16 | 31 | 19 | * | * | 19 |
| Day Total | 2057 | 2571 | 2505 | 2647 | 2495 | 2543 | 0 | 0 | 2543 |
| % Avg. WkDay | 80.9% | 101.1% | 98.5% | 104.1% | 98.1% | | | | |
| % Avg. Week | 80.9% | 101.1% | 98.5% | 104.1% | 98.1% | 100.0% | 0.0% | 0.0% | |
| AM Peak | 11:00 | 11:00 | 11:00 | 11:00 | 11:00 | 11:00 | | | 11:00 |
| Vol. | 149 | 149 | 134 | 127 | 149 | 142 | | | 142 |
| PM Peak | 17:00 | 17:00 | 17:00 | 17:00 | 17:00 | 17:00 | | | 17:00 |
| Vol. | 321 | 335 | 341 | 355 | 292 | 329 | | | 329 |
| Grand Total | 2057 | 2571 | 2505 | 2647 | 2495 | 2543 | 0 | 0 | 2543 |

ADT

ADT 2,542

AADT 2,542



City of San Clemente

Engineering Division

9

Project: Calle Del Cerro 2014 ADTs
 Survey Location: Del Cerro WB, between La Pata and Iglesia
 Weather: Sunny

Site Code: CERRO WB PI

Date Start: 21-Jun-14
 Date End: 22-Jun-14
 Del Cerro WB, La Pata - Iglesia ADT Weekend

| Start Time | Mon 16-Jun-14 | Tue 17-Jun-14 | Wed 18-Jun-14 | Thu 19-Jun-14 | Fri 20-Jun-14 | Average Day | Sat 21-Jun-14 | Sun 22-Jun-14 | Week Average |
|--------------|------------------|------------------|------------------|------------------|------------------|----------------|------------------|------------------|-----------------|
| 12:00 AM | * | * | * | * | * | * | 14 | 10 | 12 |
| 01:00 | * | * | * | * | * | * | 9 | 4 | 6 |
| 02:00 | * | * | * | * | * | * | 4 | 5 | 4 |
| 03:00 | * | * | * | * | * | * | 3 | 3 | 3 |
| 04:00 | * | * | * | * | * | * | 2 | 0 | 1 |
| 05:00 | * | * | * | * | * | * | 1 | 1 | 1 |
| 06:00 | * | * | * | * | * | * | 14 | 12 | 13 |
| 07:00 | * | * | * | * | * | * | 29 | 22 | 26 |
| 08:00 | * | * | * | * | * | * | 60 | 45 | 52 |
| 09:00 | * | * | * | * | * | * | 86 | 149 | 118 |
| 10:00 | * | * | * | * | * | * | 119 | 148 | 134 |
| 11:00 | * | * | * | * | * | * | 144 | 123 | 134 |
| 12:00 PM | * | * | * | * | * | * | 141 | 140 | 140 |
| 01:00 | * | * | * | * | * | * | 161 | 149 | 155 |
| 02:00 | * | * | * | * | * | * | 171 | 109 | 140 |
| 03:00 | * | * | * | * | * | * | 176 | 117 | 146 |
| 04:00 | * | * | * | * | * | * | 149 | 107 | 128 |
| 05:00 | * | * | * | * | * | * | 200 | 117 | 158 |
| 06:00 | * | * | * | * | * | * | 172 | 111 | 142 |
| 07:00 | * | * | * | * | * | * | 106 | 98 | 102 |
| 08:00 | * | * | * | * | * | * | 83 | 66 | 74 |
| 09:00 | * | * | * | * | * | * | 78 | 54 | 66 |
| 10:00 | * | * | * | * | * | * | 49 | 28 | 38 |
| 11:00 | * | * | * | * | * | * | 17 | 17 | 17 |
| Day Total | 0 | 0 | 0 | 0 | 0 | 0 | 1988 | 1635 | 1810 |
| % Avg. WkDay | 0.0% | 0.0% | 0.0% | 0.0% | 0.0% | | | | |
| % Avg. Week | 0.0% | 0.0% | 0.0% | 0.0% | 0.0% | 0.0% | 109.8% | 90.3% | |
| AM Peak Vol. | | | | | | | 11:00 144 | 09:00 149 | 10:00 134 |
| PM Peak Vol. | | | | | | | 17:00 200 | 13:00 149 | 17:00 158 |
| Grand Total | 0 | 0 | 0 | 0 | 0 | 0 | 1988 | 1635 | 1810 |
| ADT | ADT 1,812 | | AADT 1,812 | | | | | | |



City of San Clemente

Engineering Division

1

Site Code: CERREP

Project: Calle Del Cerro 2014 ADTs
 Survey Location: Calle Del Cerro WB, btw Montana & Pico
 Weather: Sunny

Date Start: 16-Jun-14
 Date End: 20-Jun-14
 Del Cerro WB, Montana - Pico, weekday

| Start Time | Mon 16-Jun-14 | Tue 17-Jun-14 | Wed 18-Jun-14 | Thu 19-Jun-14 | Fri 20-Jun-14 | Average Day | Sat 21-Jun-14 | Sun 22-Jun-14 | Week Average |
|--------------|------------------|------------------|------------------|------------------|------------------|----------------|------------------|------------------|-----------------|
| 12:00 AM | * | 15 | 17 | 25 | 45 | 26 | * | * | 26 |
| 01:00 | * | 14 | 5 | 18 | 10 | 12 | * | * | 12 |
| 02:00 | * | 12 | 13 | 15 | 9 | 12 | * | * | 12 |
| 03:00 | * | 13 | 8 | 7 | 13 | 10 | * | * | 10 |
| 04:00 | * | 31 | 42 | 43 | 36 | 38 | * | * | 38 |
| 05:00 | * | 142 | 159 | 157 | 142 | 150 | * | * | 150 |
| 06:00 | * | 367 | 366 | 348 | 329 | 352 | * | * | 352 |
| 07:00 | * | 743 | 707 | 703 | 688 | 710 | * | * | 710 |
| 08:00 | * | 496 | 542 | 521 | 491 | 512 | * | * | 512 |
| 09:00 | * | 429 | 460 | 447 | 433 | 442 | * | * | 442 |
| 10:00 | 373 | 354 | 395 | 349 | 403 | 375 | * | * | 375 |
| 11:00 | 406 | 439 | 418 | 482 | 458 | 441 | * | * | 441 |
| 12:00 PM | 352 | 409 | 361 | 375 | 372 | 374 | * | * | 374 |
| 01:00 | 393 | 390 | 345 | 377 | 441 | 389 | * | * | 389 |
| 02:00 | 473 | 412 | 490 | 509 | 497 | 476 | * | * | 476 |
| 03:00 | 423 | 407 | 407 | 407 | 432 | 415 | * | * | 415 |
| 04:00 | 387 | 441 | 423 | 417 | 423 | 418 | * | * | 418 |
| 05:00 | 436 | 579 | 473 | 478 | 463 | 486 | * | * | 486 |
| 06:00 | 337 | 346 | 369 | 352 | 371 | 355 | * | * | 355 |
| 07:00 | 212 | 318 | 239 | 239 | 299 | 261 | * | * | 261 |
| 08:00 | 162 | 183 | 189 | 194 | 181 | 182 | * | * | 182 |
| 09:00 | 101 | 109 | 118 | 168 | 172 | 134 | * | * | 134 |
| 10:00 | 84 | 84 | 60 | 96 | 116 | 88 | * | * | 88 |
| 11:00 | 20 | 35 | 36 | 56 | 45 | 38 | * | * | 38 |
| Day Total | 4159 | 6768 | 6642 | 6783 | 6869 | 6696 | 0 | 0 | 6696 |
| % Avg. WkDay | 62.1% | 101.1% | 99.2% | 101.3% | 102.6% | | | | |
| % Avg. Week | 62.1% | 101.1% | 99.2% | 101.3% | 102.6% | 100.0% | 0.0% | 0.0% | |
| AM Peak | 11:00 | 07:00 | 07:00 | 07:00 | 07:00 | 07:00 | | | 07:00 |
| Vol. | 406 | 743 | 707 | 703 | 688 | 710 | | | 710 |
| PM Peak | 14:00 | 17:00 | 14:00 | 14:00 | 14:00 | 17:00 | | | 17:00 |
| Vol. | 473 | 579 | 490 | 509 | 497 | 486 | | | 486 |

Grand Total 4159 6768 6642 6783 6869 6696 0 0 6696

ADT

ADT 6,697

AADT 6,697



City of San Clemente

Engineering Division

Project: Calle Del Cerro 2014 ADTs
 Survey Location: Calle Del Cerro WB, btw Montana & Pico
 Weather: Sunny

Site Code: CERREP

Date Start: 21-Jun-14
 Date End: 22-Jun-14
 Del Cerro WB, Montana - Pico, weekend

| Start Time | Mon 16-Jun-14 | Tue 17-Jun-14 | Wed 18-Jun-14 | Thu 19-Jun-14 | Fri 20-Jun-14 | Average Day | Sat 21-Jun-14 | Sun 22-Jun-14 | Week Average |
|--------------|------------------|------------------|------------------|------------------|------------------|----------------|------------------|------------------|-----------------|
| 12:00 AM | * | * | * | * | * | * | 41 | 54 | 48 |
| 01:00 | * | * | * | * | * | * | 38 | 32 | 35 |
| 02:00 | * | * | * | * | * | * | 22 | 18 | 20 |
| 03:00 | * | * | * | * | * | * | 12 | 8 | 10 |
| 04:00 | * | * | * | * | * | * | 20 | 9 | 14 |
| 05:00 | * | * | * | * | * | * | 40 | 49 | 44 |
| 06:00 | * | * | * | * | * | * | 137 | 81 | 109 |
| 07:00 | * | * | * | * | * | * | 242 | 147 | 194 |
| 08:00 | * | * | * | * | * | * | 315 | 287 | 301 |
| 09:00 | * | * | * | * | * | * | 425 | 369 | 397 |
| 10:00 | * | * | * | * | * | * | 410 | 403 | 406 |
| 11:00 | * | * | * | * | * | * | 468 | 385 | 426 |
| 12:00 PM | * | * | * | * | * | * | 391 | 461 | 426 |
| 01:00 | * | * | * | * | * | * | 338 | 347 | 342 |
| 02:00 | * | * | * | * | * | * | 323 | 317 | 320 |
| 03:00 | * | * | * | * | * | * | 350 | 272 | 311 |
| 04:00 | * | * | * | * | * | * | 364 | 257 | 310 |
| 05:00 | * | * | * | * | * | * | 357 | 304 | 330 |
| 06:00 | * | * | * | * | * | * | 331 | 264 | 298 |
| 07:00 | * | * | * | * | * | * | 415 | 222 | 318 |
| 08:00 | * | * | * | * | * | * | 199 | 159 | 179 |
| 09:00 | * | * | * | * | * | * | 214 | 139 | 176 |
| 10:00 | * | * | * | * | * | * | 206 | 79 | 142 |
| 11:00 | * | * | * | * | * | * | 103 | 39 | 71 |
| Day Total | 0 | 0 | 0 | 0 | 0 | 0 | 5761 | 4702 | 5227 |
| % Avg. WkDay | 0.0% | 0.0% | 0.0% | 0.0% | 0.0% | | | | |
| % Avg. Week | 0.0% | 0.0% | 0.0% | 0.0% | 0.0% | 0.0% | 110.2% | 90.0% | |
| AM Peak Vol. | | | | | | | 11:00 468 | 10:00 403 | 11:00 426 |
| PM Peak Vol. | | | | | | | 19:00 415 | 12:00 461 | 12:00 426 |
| Grand Total | 0 | 0 | 0 | 0 | 0 | 0 | 5761 | 4702 | 5227 |
| ADT | | ADT 5,232 | | | AADT 5,232 | | | | |



City of San Clemente
Engineering Division
 910 Calle Negocio, ste 100
 San Clemente, CA 92780

Project: All-way Stop Warrant
 Location: Calle Del Cerro at upper Montana
 Survey Location: WB Del Cerro N. of Montana

Date Start: 05-May-15
 Date End: 13-May-15

Site Code: CERMOWB

Del Cerro WB at upper Montana

| Start Time | 04-May-15 | | Tue | | Wed | | Thu | | Fri | | Sat | | Sun | | Week Average | |
|--------------|-----------|---------|-------|---------|-------|---------|-------|---------|-------|---------|-------|---------|-------|---------|--------------|---------|
| | WB | Channel | WB | Channel | WB | Channel | WB | Channel | WB | Channel | WB | Channel | WB | Channel | WB | Channel |
| 12:00 AM | * | * | * | * | 11 | 0 | 10 | 0 | 12 | 0 | 1 | 0 | 0 | 0 | 7 | 0 |
| 01:00 | * | * | * | * | 1 | 0 | 3 | 0 | 7 | 0 | 1 | 0 | 0 | 0 | 2 | 0 |
| 02:00 | * | * | * | * | 10 | 0 | 9 | 0 | 9 | 0 | 0 | 0 | 1 | 0 | 6 | 0 |
| 03:00 | * | * | * | * | 6 | 0 | 3 | 0 | 8 | 0 | 0 | 0 | 0 | 0 | 3 | 0 |
| 04:00 | * | * | * | * | 14 | 0 | 6 | 0 | 10 | 0 | 1 | 0 | 0 | 0 | 6 | 0 |
| 05:00 | * | * | * | * | 27 | 0 | 40 | 0 | 30 | 0 | 1 | 0 | 0 | 0 | 20 | 0 |
| 06:00 | * | * | * | * | 96 | 0 | 100 | 0 | 88 | 0 | 4 | 0 | 3 | 0 | 58 | 0 |
| 07:00 | * | * | * | * | 129 | 0 | 109 | 0 | 100 | 0 | 11 | 0 | 12 | 0 | 72 | 0 |
| 08:00 | * | * | * | * | 74 | 0 | 107 | 0 | 91 | 0 | 19 | 0 | 18 | 0 | 62 | 0 |
| 09:00 | * | * | * | * | 93 | 0 | 85 | 0 | 65 | 0 | 27 | 0 | 27 | 0 | 59 | 0 |
| 10:00 | * | * | * | * | 106 | 0 | 100 | 0 | 73 | 0 | 35 | 0 | 58 | 0 | 74 | 0 |
| 11:00 | * | * | 100 | 0 | 133 | 0 | 110 | 0 | 95 | 0 | 42 | 0 | 44 | 0 | 87 | 0 |
| 12:00 PM | * | * | 122 | 0 | 141 | 0 | 138 | 0 | 104 | 0 | 24 | 0 | 53 | 0 | 97 | 0 |
| 01:00 | * | * | 123 | 0 | 140 | 0 | 121 | 0 | 116 | 0 | 45 | 0 | 49 | 0 | 99 | 0 |
| 02:00 | * | * | 142 | 0 | 176 | 0 | 149 | 0 | 110 | 0 | 42 | 0 | 28 | 0 | 108 | 0 |
| 03:00 | * | * | 194 | 0 | 213 | 0 | 233 | 0 | 180 | 0 | 40 | 0 | 38 | 0 | 150 | 0 |
| 04:00 | * | * | 211 | 0 | 227 | 0 | 214 | 0 | 212 | 0 | 40 | 0 | 39 | 0 | 157 | 0 |
| 05:00 | * | * | 269 | 0 | 296 | 0 | 288 | 0 | 198 | 0 | 31 | 0 | 31 | 0 | 186 | 0 |
| 06:00 | * | * | 148 | 0 | 172 | 0 | 178 | 0 | 106 | 0 | 17 | 0 | 25 | 0 | 108 | 0 |
| 07:00 | * | * | 130 | 0 | 123 | 0 | 122 | 0 | 62 | 0 | 12 | 0 | 18 | 0 | 78 | 0 |
| 08:00 | * | * | 93 | 0 | 94 | 0 | 71 | 0 | 47 | 0 | 13 | 0 | 20 | 0 | 56 | 0 |
| 09:00 | * | * | 38 | 0 | 50 | 0 | 51 | 0 | 36 | 0 | 10 | 0 | 7 | 0 | 32 | 0 |
| 10:00 | * | * | 38 | 0 | 24 | 0 | 24 | 0 | 20 | 0 | 5 | 0 | 3 | 0 | 19 | 0 |
| 11:00 | * | * | 14 | 0 | 12 | 0 | 18 | 0 | 6 | 0 | 2 | 0 | 2 | 0 | 9 | 0 |
| Lane Day | 0 | 0 | 1622 | 0 | 2368 | 0 | 2289 | 0 | 1785 | 0 | 423 | 0 | 476 | 0 | 1555 | 0 |
| AM Peak Vol. | - | - | 11:00 | - | 11:00 | - | 11:00 | - | 07:00 | - | 11:00 | - | 10:00 | - | 11:00 | - |
| PM Peak Vol. | - | - | 17:00 | - | 17:00 | - | 17:00 | - | 16:00 | - | 13:00 | - | 12:00 | - | 17:00 | - |



City of San Clemente
Engineering Division
 910 Calle Negocio, ste 100
 San Clemente, CA 92780

Project: All-way Stop Warrant
 Location: Calle Del Cerro at upper Montana
 Survey Location: WB Del Cerro N. of Montana

Date Start: 05-May-15
 Date End: 13-May-15

Site Code: CERMOWB

Del Cerro WB at upper Montana

| Start Time | 11-May-15 | | Tue | | Wed | | Thu | | Fri | | Sat | | Sun | | Week Average | |
|------------|-----------|---------|-------|---------|-------|---------|-----|---------|-----|---------|-----|---------|-----|---------|--------------|---------|
| | WB | Channel | WB | Channel | WB | Channel | WB | Channel | WB | Channel | WB | Channel | WB | Channel | WB | Channel |
| 12:00 AM | 0 | 0 | 0 | 0 | 3 | 0 | * | * | * | * | * | * | * | * | 1 | 0 |
| 01:00 | 1 | 0 | 0 | 0 | 0 | 0 | * | * | * | * | * | * | * | * | 0 | 0 |
| 02:00 | 0 | 0 | 1 | 0 | 2 | 0 | * | * | * | * | * | * | * | * | 1 | 0 |
| 03:00 | 1 | 0 | 0 | 0 | 1 | 0 | * | * | * | * | * | * | * | * | 1 | 0 |
| 04:00 | 0 | 0 | 6 | 0 | 1 | 0 | * | * | * | * | * | * | * | * | 2 | 0 |
| 05:00 | 5 | 0 | 17 | 0 | 15 | 0 | * | * | * | * | * | * | * | * | 12 | 0 |
| 06:00 | 28 | 0 | 45 | 0 | 43 | 0 | * | * | * | * | * | * | * | * | 39 | 0 |
| 07:00 | 43 | 0 | 52 | 0 | 75 | 0 | * | * | * | * | * | * | * | * | 57 | 0 |
| 08:00 | 35 | 0 | 38 | 0 | 81 | 0 | * | * | * | * | * | * | * | * | 51 | 0 |
| 09:00 | 25 | 0 | 36 | 0 | * | * | * | * | * | * | * | * | * | * | 30 | 0 |
| 10:00 | 34 | 0 | 52 | 0 | * | * | * | * | * | * | * | * | * | * | 43 | 0 |
| 11:00 | 54 | 0 | 77 | 0 | * | * | * | * | * | * | * | * | * | * | 66 | 0 |
| 12:00 PM | 44 | 0 | 104 | 0 | * | * | * | * | * | * | * | * | * | * | 74 | 0 |
| 01:00 | 52 | 0 | 61 | 0 | * | * | * | * | * | * | * | * | * | * | 56 | 0 |
| 02:00 | 60 | 0 | 102 | 0 | * | * | * | * | * | * | * | * | * | * | 81 | 0 |
| 03:00 | 118 | 0 | 132 | 0 | * | * | * | * | * | * | * | * | * | * | 125 | 0 |
| 04:00 | 136 | 0 | 169 | 0 | * | * | * | * | * | * | * | * | * | * | 152 | 0 |
| 05:00 | 212 | 0 | 249 | 0 | * | * | * | * | * | * | * | * | * | * | 230 | 0 |
| 06:00 | 86 | 0 | 166 | 0 | * | * | * | * | * | * | * | * | * | * | 126 | 0 |
| 07:00 | 45 | 0 | 101 | 0 | * | * | * | * | * | * | * | * | * | * | 73 | 0 |
| 08:00 | 40 | 0 | 79 | 0 | * | * | * | * | * | * | * | * | * | * | 60 | 0 |
| 09:00 | 18 | 0 | 36 | 0 | * | * | * | * | * | * | * | * | * | * | 27 | 0 |
| 10:00 | 9 | 0 | 12 | 0 | * | * | * | * | * | * | * | * | * | * | 10 | 0 |
| 11:00 | 1 | 0 | 6 | 0 | * | * | * | * | * | * | * | * | * | * | 4 | 0 |
| Lane Day | 1047 | 0 | 1541 | 0 | 221 | 0 | 0 | 0 | 0 | 0 | 0 | 0 | 0 | 0 | 1321 | 0 |
| AM Peak | 11:00 | - | 11:00 | - | 08:00 | - | - | - | - | - | - | - | - | - | 11:00 | - |
| Vol. | 54 | - | 77 | - | 81 | - | - | - | - | - | - | - | - | - | 66 | - |
| PM Peak | 17:00 | - | 17:00 | - | - | - | - | - | - | - | - | - | - | - | 17:00 | - |
| Vol. | 212 | - | 249 | - | - | - | - | - | - | - | - | - | - | - | 230 | - |

| | | | | | | | | |
|-------------|-----------|------------|------|------|------|-----|-----|------|
| Comb. Total | 1047 | 3163 | 2589 | 2289 | 1785 | 423 | 476 | 2876 |
| ADT | ADT 1,485 | AADT 1,485 | | | | | | |

Transportation Studies, Inc.

2640 Walnut Avenue, Suite L
Tustin, CA. 92780

Location : CALLE DEL CERRO
Segment : W/O AVENIDA LA PATA
Client : CITY SAN CLEMENT

Site: AN CLEMENTE
Date: 01/22/19
D1901008

File:

| Interval | EB | | | | WB | | | | Combined | | | | Day: | Tuesday |
|------------|-------|-------|-------|-----|-------|-------|-------|-----|----------|-------|-------|-----|------|---------|
| | AM | | PM | | AM | | PM | | AM | | PM | | | |
| 12:00 | 0 | 2 | 96 | 363 | 2 | 5 | 55 | 215 | 2 | 7 | 151 | 578 | | |
| 12:15 | 1 | | 88 | | 1 | | 47 | | 2 | | 135 | | | |
| 12:30 | 1 | | 96 | | 0 | | 51 | | 1 | | 147 | | | |
| 12:45 | 0 | | 83 | | 2 | | 62 | | 2 | | 145 | | | |
| 01:00 | 0 | 6 | 109 | 337 | 1 | 3 | 60 | 199 | 1 | 9 | 169 | 536 | | |
| 01:15 | 0 | | 92 | | 1 | | 50 | | 1 | | 142 | | | |
| 01:30 | 2 | | 71 | | 0 | | 47 | | 2 | | 118 | | | |
| 01:45 | 4 | | 65 | | 1 | | 42 | | 5 | | 107 | | | |
| 02:00 | 2 | 6 | 86 | 272 | 0 | 1 | 42 | 230 | 2 | 7 | 128 | 502 | | |
| 02:15 | 0 | | 44 | | 1 | | 42 | | 1 | | 86 | | | |
| 02:30 | 4 | | 68 | | 0 | | 65 | | 4 | | 133 | | | |
| 02:45 | 0 | | 74 | | 0 | | 81 | | 0 | | 155 | | | |
| 03:00 | 0 | 16 | 66 | 326 | 0 | 1 | 90 | 439 | 0 | 17 | 156 | 765 | | |
| 03:15 | 3 | | 68 | | 1 | | 54 | | 4 | | 122 | | | |
| 03:30 | 3 | | 102 | | 0 | | 195 | | 3 | | 297 | | | |
| 03:45 | 10 | | 90 | | 0 | | 100 | | 10 | | 190 | | | |
| 04:00 | 2 | 17 | 117 | 463 | 1 | 4 | 110 | 452 | 3 | 21 | 227 | 915 | | |
| 04:15 | 4 | | 110 | | 1 | | 108 | | 5 | | 218 | | | |
| 04:30 | 5 | | 124 | | 1 | | 142 | | 6 | | 266 | | | |
| 04:45 | 6 | | 112 | | 1 | | 92 | | 7 | | 204 | | | |
| 05:00 | 21 | 83 | 122 | 423 | 2 | 18 | 150 | 463 | 23 | 101 | 272 | 886 | | |
| 05:15 | 14 | | 89 | | 3 | | 114 | | 17 | | 203 | | | |
| 05:30 | 16 | | 90 | | 2 | | 105 | | 18 | | 195 | | | |
| 05:45 | 32 | | 122 | | 11 | | 94 | | 43 | | 216 | | | |
| 06:00 | 28 | 172 | 70 | 212 | 6 | 89 | 127 | 313 | 34 | 261 | 197 | 525 | | |
| 06:15 | 21 | | 58 | | 6 | | 56 | | 27 | | 114 | | | |
| 06:30 | 52 | | 42 | | 43 | | 70 | | 95 | | 112 | | | |
| 06:45 | 71 | | 42 | | 34 | | 60 | | 105 | | 102 | | | |
| 07:00 | 72 | 408 | 60 | 176 | 20 | 103 | 84 | 221 | 92 | 511 | 144 | 397 | | |
| 07:15 | 89 | | 38 | | 23 | | 65 | | 112 | | 103 | | | |
| 07:30 | 102 | | 44 | | 22 | | 43 | | 124 | | 87 | | | |
| 07:45 | 145 | | 34 | | 38 | | 29 | | 183 | | 63 | | | |
| 08:00 | 90 | 318 | 32 | 128 | 32 | 142 | 28 | 100 | 122 | 460 | 60 | 228 | | |
| 08:15 | 88 | | 47 | | 32 | | 37 | | 120 | | 84 | | | |
| 08:30 | 70 | | 26 | | 28 | | 21 | | 98 | | 47 | | | |
| 08:45 | 70 | | 23 | | 50 | | 14 | | 120 | | 37 | | | |
| 09:00 | 84 | 315 | 16 | 42 | 36 | 145 | 26 | 74 | 120 | 460 | 42 | 116 | | |
| 09:15 | 82 | | 12 | | 44 | | 14 | | 126 | | 26 | | | |
| 09:30 | 75 | | 6 | | 35 | | 26 | | 110 | | 32 | | | |
| 09:45 | 74 | | 8 | | 30 | | 8 | | 104 | | 16 | | | |
| 10:00 | 67 | 305 | 12 | 31 | 24 | 125 | 14 | 48 | 91 | 430 | 26 | 79 | | |
| 10:15 | 56 | | 8 | | 29 | | 14 | | 85 | | 22 | | | |
| 10:30 | 94 | | 7 | | 34 | | 10 | | 128 | | 17 | | | |
| 10:45 | 88 | | 4 | | 38 | | 10 | | 126 | | 14 | | | |
| 11:00 | 80 | 304 | 6 | 6 | 38 | 149 | 8 | 23 | 118 | 453 | 14 | 29 | | |
| 11:15 | 54 | | 0 | | 34 | | 2 | | 88 | | 2 | | | |
| 11:30 | 73 | | 0 | | 38 | | 8 | | 111 | | 8 | | | |
| 11:45 | 97 | | 0 | | 39 | | 5 | | 136 | | 5 | | | |
| Totals | 1,952 | | 2,779 | | 785 | | 2,777 | | 2,737 | | 5,556 | | | |
| Split% | 71.3 | | 50.0 | | 28.7 | | 50.0 | | | | | | | |
| Day Totals | | 4,731 | | | | 3,562 | | | | 8,293 | | | | |
| Day Splits | | 57.0 | | | | 43.0 | | | | | | | | |
| Peak Hour | 07:15 | | 04:15 | | 08:45 | | 03:30 | | 07:30 | | 04:15 | | | |
| Volume | 426 | | 468 | | 165 | | 513 | | 549 | | 960 | | | |
| Factor | 0.73 | | 0.94 | | 0.82 | | 0.66 | | 0.75 | | 0.88 | | | |

City of San Clemente Engineering Division

Calle Del Cerro ADTs
Survey Location: Del Cerro EB (NB) East La Pata

cerro wb la pata
Site Code: CEROPATA

Date Start: 18-May-16
Date End: 23-May-16
Date Printed: 31-May-16

| Start Time | 16-May-16 | | Tue | | Wed | | Thu | | Fri | | Sat | | Sun | | Week Average | |
|--------------|-----------|----|-----|----|-------|-------|-------|-------|-------|-------|-------|-------|-------|----|--------------|-------|
| | LT | RT | LT | RT | LT | RT | LT | RT | LT | RT | LT | RT | LT | RT | LT | RT |
| 12:00 AM | * | * | * | * | * | * | 3 | 0 | 3 | 0 | 18 | 0 | 25 | 0 | 12 | 0 |
| 01:00 | * | * | * | * | * | * | 5 | 0 | 2 | 0 | 14 | 0 | 16 | 0 | 9 | 0 |
| 02:00 | * | * | * | * | * | * | 11 | 0 | 6 | 0 | 3 | 0 | 6 | 0 | 6 | 0 |
| 03:00 | * | * | * | * | * | * | 1 | 0 | 1 | 0 | 7 | 0 | 3 | 0 | 3 | 0 |
| 04:00 | * | * | * | * | * | * | 14 | 0 | 15 | 0 | 8 | 0 | 6 | 0 | 11 | 0 |
| 05:00 | * | * | * | * | * | * | 26 | 1 | 26 | 0 | 13 | 0 | 10 | 0 | 19 | 0 |
| 06:00 | * | * | * | * | * | * | 69 | 0 | 71 | 1 | 41 | 0 | 22 | 0 | 51 | 0 |
| 07:00 | * | * | * | * | * | * | 198 | 2 | 231 | 1 | 80 | 0 | 38 | 0 | 137 | 1 |
| 08:00 | * | * | * | * | * | * | 192 | 1 | 178 | 0 | 131 | 0 | 113 | 0 | 154 | 0 |
| 09:00 | * | * | * | * | * | * | 159 | 2 | 168 | 0 | 140 | 1 | 167 | 0 | 158 | 1 |
| 10:00 | * | * | * | * | * | * | 161 | 3 | 139 | 0 | 119 | 0 | 168 | 0 | 147 | 1 |
| 11:00 | * | * | * | * | * | * | 170 | 4 | 183 | 0 | 170 | 0 | 143 | 0 | 166 | 1 |
| 12:00 PM | * | * | * | * | * | * | 181 | 2 | 196 | 0 | 129 | 0 | 168 | 0 | 168 | 0 |
| 01:00 | * | * | * | * | * | * | 134 | 1 | 168 | 0 | 124 | 0 | 108 | 0 | 134 | 0 |
| 02:00 | * | * | * | * | * | * | 182 | 4 | 188 | 0 | 138 | 0 | 153 | 0 | 165 | 1 |
| 03:00 | * | * | * | * | 225 | 3 | 244 | 3 | 208 | 1 | 157 | 0 | 118 | 0 | 190 | 1 |
| 04:00 | * | * | * | * | 217 | 5 | 231 | 0 | 265 | 1 | 137 | 0 | 176 | 0 | 205 | 1 |
| 05:00 | * | * | * | * | 298 | 1 | 209 | 1 | 216 | 0 | 124 | 0 | 109 | 0 | 191 | 0 |
| 06:00 | * | * | * | * | 199 | 2 | 174 | 0 | 176 | 0 | 91 | 0 | 104 | 0 | 149 | 0 |
| 07:00 | * | * | * | * | 103 | 2 | 118 | 0 | 131 | 0 | 94 | 0 | 128 | 0 | 115 | 0 |
| 08:00 | * | * | * | * | 124 | 0 | 59 | 0 | 103 | 0 | 86 | 0 | 78 | 0 | 90 | 0 |
| 09:00 | * | * | * | * | 56 | 0 | 53 | 1 | 83 | 0 | 70 | 0 | 53 | 0 | 63 | 0 |
| 10:00 | * | * | * | * | 24 | 1 | 22 | 0 | 46 | 0 | 66 | 0 | 24 | 0 | 36 | 0 |
| 11:00 | * | * | * | * | 21 | 1 | 10 | 0 | 56 | 0 | 56 | 0 | 3 | 0 | 29 | 0 |
| Lane Day | 0 | 0 | 0 | 0 | 1267 | 15 | 2626 | 25 | 2859 | 4 | 2016 | 1 | 1939 | 0 | 2408 | 7 |
| AM Peak Vol. | - | - | - | - | - | - | 07:00 | 11:00 | 07:00 | 06:00 | 11:00 | 09:00 | 10:00 | - | 11:00 | 07:00 |
| PM Peak Vol. | - | - | - | - | 17:00 | 16:00 | 15:00 | 14:00 | 16:00 | 15:00 | 15:00 | - | 16:00 | - | 16:00 | 14:00 |
| | - | - | - | - | 298 | 5 | 244 | 4 | 265 | 1 | 157 | - | 176 | - | 205 | 1 |

City of San Clemente
Engineering Division

Calle Del Cerro ADTs
Survey Location: Del Cerro EB (NB) East La Pata

cerro wb la pata
Site Code: CEROPATA

Date Start: 18-May-16
Date End: 23-May-16
Date Printed: 31-May-16

| Start Time | 23-May-16 | | Tue | | Wed | | Thu | | Fri | | Sat | | Sun | | Week Average | |
|------------|-----------|-------|-----|----|-----|----|-----|----|-----|----|-----|----|-----|----|--------------|-------|
| | LT | RT | LT | RT | LT | RT | LT | RT | LT | RT | LT | RT | LT | RT | LT | RT |
| 12:00 AM | 0 | 0 | * | * | * | * | * | * | * | * | * | * | * | * | 0 | 0 |
| 01:00 | 4 | 0 | * | * | * | * | * | * | * | * | * | * | * | * | 4 | 0 |
| 02:00 | 0 | 0 | * | * | * | * | * | * | * | * | * | * | * | * | 0 | 0 |
| 03:00 | 0 | 0 | * | * | * | * | * | * | * | * | * | * | * | * | 0 | 0 |
| 04:00 | 16 | 0 | * | * | * | * | * | * | * | * | * | * | * | * | 16 | 0 |
| 05:00 | 28 | 0 | * | * | * | * | * | * | * | * | * | * | * | * | 28 | 0 |
| 06:00 | 73 | 0 | * | * | * | * | * | * | * | * | * | * | * | * | 73 | 0 |
| 07:00 | 201 | 1 | * | * | * | * | * | * | * | * | * | * | * | * | 201 | 1 |
| 08:00 | 163 | 0 | * | * | * | * | * | * | * | * | * | * | * | * | 163 | 0 |
| 09:00 | 198 | 0 | * | * | * | * | * | * | * | * | * | * | * | * | 198 | 0 |
| 10:00 | 128 | 0 | * | * | * | * | * | * | * | * | * | * | * | * | 128 | 0 |
| 11:00 | 188 | 1 | * | * | * | * | * | * | * | * | * | * | * | * | 188 | 1 |
| 12:00 PM | 161 | 11 | * | * | * | * | * | * | * | * | * | * | * | * | 161 | 11 |
| 01:00 | 150 | 10 | * | * | * | * | * | * | * | * | * | * | * | * | 150 | 10 |
| 02:00 | * | * | * | * | * | * | * | * | * | * | * | * | * | * | * | * |
| 03:00 | * | * | * | * | * | * | * | * | * | * | * | * | * | * | * | * |
| 04:00 | * | * | * | * | * | * | * | * | * | * | * | * | * | * | * | * |
| 05:00 | * | * | * | * | * | * | * | * | * | * | * | * | * | * | * | * |
| 06:00 | * | * | * | * | * | * | * | * | * | * | * | * | * | * | * | * |
| 07:00 | * | * | * | * | * | * | * | * | * | * | * | * | * | * | * | * |
| 08:00 | * | * | * | * | * | * | * | * | * | * | * | * | * | * | * | * |
| 09:00 | * | * | * | * | * | * | * | * | * | * | * | * | * | * | * | * |
| 10:00 | * | * | * | * | * | * | * | * | * | * | * | * | * | * | * | * |
| 11:00 | * | * | * | * | * | * | * | * | * | * | * | * | * | * | * | * |
| Lane Day | 1310 | 23 | 0 | 0 | 0 | 0 | 0 | 0 | 0 | 0 | 0 | 0 | 0 | 0 | 1310 | 23 |
| AM Peak | 07:00 | 07:00 | - | - | - | - | - | - | - | - | - | - | - | - | 07:00 | 07:00 |
| Vol. | 201 | 1 | - | - | - | - | - | - | - | - | - | - | - | - | 201 | 1 |
| PM Peak | 12:00 | 12:00 | - | - | - | - | - | - | - | - | - | - | - | - | 12:00 | 12:00 |
| Vol. | 161 | 11 | - | - | - | - | - | - | - | - | - | - | - | - | 161 | 11 |

| | | | | | | | | |
|-------------|-----------|------------|------|------|------|------|------|------|
| Comb. Total | 1333 | 0 | 1282 | 2651 | 2863 | 2017 | 1939 | 3748 |
| ADT | ADT 2,449 | AADT 2,449 | | | | | | |

Transportation Studies, Inc.

2640 Walnut Avenue, Suite L
Tustin, CA. 92780

Location : AVENIDA DEL MAR
Segment : W/O EL CAMINO REAL
Client : CITY SAN CLEMENT

Site: AN CLEMENTE
Date: 12/19/18

| Interval | WB | | | | EB | | | | Combined | | | | Day: | Wednesday |
|------------|-------|-------|-------|-----|-------|-------|-------|-----|----------|-------|-------|-----|------|-----------|
| | AM | | PM | | AM | | PM | | AM | | PM | | | |
| 12:00 | 0 | 4 | 82 | 389 | 2 | 8 | 54 | 232 | 2 | 12 | 136 | 621 | | |
| 12:15 | 2 | | 98 | | 4 | | 58 | | 6 | | 156 | | | |
| 12:30 | 1 | | 104 | | 1 | | 50 | | 2 | | 154 | | | |
| 12:45 | 1 | | 105 | | 1 | | 70 | | 2 | | 175 | | | |
| 01:00 | 1 | 4 | 102 | 372 | 0 | 0 | 72 | 285 | 1 | 4 | 174 | 657 | | |
| 01:15 | 3 | | 94 | | 0 | | 69 | | 3 | | 163 | | | |
| 01:30 | 0 | | 70 | | 0 | | 86 | | 0 | | 156 | | | |
| 01:45 | 0 | | 106 | | 0 | | 58 | | 0 | | 164 | | | |
| 02:00 | 0 | 1 | 86 | 346 | 2 | 3 | 69 | 268 | 2 | 4 | 155 | 614 | | |
| 02:15 | 0 | | 88 | | 1 | | 74 | | 1 | | 162 | | | |
| 02:30 | 0 | | 76 | | 0 | | 69 | | 0 | | 145 | | | |
| 02:45 | 1 | | 96 | | 0 | | 56 | | 1 | | 152 | | | |
| 03:00 | 0 | 2 | 72 | 311 | 1 | 3 | 76 | 259 | 1 | 5 | 148 | 570 | | |
| 03:15 | 0 | | 75 | | 2 | | 57 | | 2 | | 132 | | | |
| 03:30 | 1 | | 80 | | 0 | | 54 | | 1 | | 134 | | | |
| 03:45 | 1 | | 84 | | 0 | | 72 | | 1 | | 156 | | | |
| 04:00 | 0 | 5 | 98 | 364 | 1 | 6 | 48 | 223 | 1 | 11 | 146 | 587 | | |
| 04:15 | 0 | | 106 | | 0 | | 51 | | 0 | | 157 | | | |
| 04:30 | 3 | | 96 | | 3 | | 54 | | 6 | | 150 | | | |
| 04:45 | 2 | | 64 | | 2 | | 70 | | 4 | | 134 | | | |
| 05:00 | 3 | 21 | 78 | 305 | 2 | 17 | 70 | 244 | 5 | 38 | 148 | 549 | | |
| 05:15 | 6 | | 65 | | 2 | | 63 | | 8 | | 128 | | | |
| 05:30 | 4 | | 71 | | 6 | | 61 | | 10 | | 132 | | | |
| 05:45 | 8 | | 91 | | 7 | | 50 | | 15 | | 141 | | | |
| 06:00 | 9 | 40 | 82 | 286 | 7 | 35 | 36 | 150 | 16 | 75 | 118 | 436 | | |
| 06:15 | 8 | | 76 | | 3 | | 41 | | 11 | | 117 | | | |
| 06:30 | 9 | | 68 | | 11 | | 40 | | 20 | | 108 | | | |
| 06:45 | 14 | | 60 | | 14 | | 33 | | 28 | | 93 | | | |
| 07:00 | 14 | 81 | 46 | 196 | 24 | 88 | 46 | 152 | 38 | 169 | 92 | 348 | | |
| 07:15 | 17 | | 57 | | 16 | | 44 | | 33 | | 101 | | | |
| 07:30 | 25 | | 41 | | 21 | | 36 | | 46 | | 77 | | | |
| 07:45 | 25 | | 52 | | 27 | | 26 | | 52 | | 78 | | | |
| 08:00 | 37 | 154 | 50 | 135 | 34 | 123 | 22 | 112 | 71 | 277 | 72 | 247 | | |
| 08:15 | 28 | | 25 | | 24 | | 30 | | 52 | | 55 | | | |
| 08:30 | 39 | | 32 | | 39 | | 24 | | 78 | | 56 | | | |
| 08:45 | 50 | | 28 | | 26 | | 36 | | 76 | | 64 | | | |
| 09:00 | 41 | 173 | 18 | 74 | 51 | 163 | 27 | 92 | 92 | 336 | 45 | 166 | | |
| 09:15 | 48 | | 28 | | 30 | | 18 | | 78 | | 46 | | | |
| 09:30 | 40 | | 18 | | 46 | | 28 | | 86 | | 46 | | | |
| 09:45 | 44 | | 10 | | 36 | | 19 | | 80 | | 29 | | | |
| 10:00 | 56 | 246 | 16 | 46 | 46 | 190 | 16 | 55 | 102 | 436 | 32 | 101 | | |
| 10:15 | 59 | | 12 | | 36 | | 10 | | 95 | | 22 | | | |
| 10:30 | 69 | | 12 | | 52 | | 16 | | 121 | | 28 | | | |
| 10:45 | 62 | | 6 | | 56 | | 13 | | 118 | | 19 | | | |
| 11:00 | 89 | 320 | 4 | 17 | 52 | 245 | 7 | 26 | 141 | 565 | 11 | 43 | | |
| 11:15 | 90 | | 9 | | 62 | | 6 | | 152 | | 15 | | | |
| 11:30 | 85 | | 2 | | 69 | | 11 | | 154 | | 13 | | | |
| 11:45 | 56 | | 2 | | 62 | | 2 | | 118 | | 4 | | | |
| Totals | 1,051 | | 2,841 | | 881 | | 2,098 | | 1,932 | | 4,939 | | | |
| Split% | 54.4 | | 57.5 | | 45.6 | | 42.5 | | | | | | | |
| Day Totals | | 3,892 | | | | 2,979 | | | | 6,871 | | | | |
| Day Splits | | 56.6 | | | | 43.4 | | | | | | | | |
| Peak Hour | 10:45 | | 12:15 | | 11:00 | | 12:45 | | 10:45 | | 12:45 | | | |
| Volume | 326 | | 409 | | 245 | | 297 | | 565 | | 668 | | | |
| Factor | 0.91 | | 0.97 | | 0.89 | | 0.86 | | 0.92 | | 0.95 | | | |

City of San Clemente Engineering Division

Project: Stop Sign Warrant
Location: Cm Del Rio & CI Precipicio

Del Rio E. Precipicio 2017 ADT
Date Start: 02-Oct-17
Date End: 09-Oct-17

CI Precipicio
Ave La Pata

| Start Time | 02-Oct-17 | | Tue | | Wed | | Thu | | Fri | | Sat | | Sun | | Week Average | |
|------------|------------|------------|------------|------------|------------|------------|------------|------------|------------|------------|------------|------------|------------|------------|--------------|------------|
| | SB | NB | SB | NB | SB | NB | SB | NB | SB | NB | SB | NB | SB | NB | SB | NB |
| 12:00 AM | * | * | 4 | 5 | 3 | 6 | 6 | 5 | 6 | 5 | 19 | 21 | 14 | 23 | 9 | 11 |
| 01:00 | * | * | 7 | 3 | 4 | 1 | 5 | 3 | 4 | 7 | 3 | 10 | 12 | 18 | 6 | 7 |
| 02:00 | * | * | 2 | 3 | 2 | 3 | 1 | 2 | 3 | 5 | 10 | 8 | 3 | 7 | 4 | 5 |
| 03:00 | * | * | 4 | 4 | 4 | 1 | 2 | 1 | 2 | 1 | 4 | 6 | 2 | 2 | 3 | 2 |
| 04:00 | * | * | 9 | 1 | 12 | 2 | 7 | 3 | 7 | 3 | 4 | 0 | 1 | 2 | 7 | 2 |
| 05:00 | * | * | 31 | 11 | 31 | 9 | 33 | 7 | 23 | 6 | 12 | 5 | 10 | 6 | 23 | 7 |
| 06:00 | * | * | 153 | 54 | 146 | 56 | 149 | 65 | 152 | 64 | 23 | 13 | 32 | 7 | 109 | 43 |
| 07:00 | * | * | 262 | 170 | 294 | 187 | 257 | 167 | 259 | 158 | 120 | 49 | 82 | 26 | 212 | 126 |
| 08:00 | * | * | 159 | 130 | 208 | 155 | 217 | 149 | 208 | 133 | 144 | 75 | 100 | 55 | 173 | 116 |
| 09:00 | * | * | 190 | 122 | 166 | 110 | 127 | 91 | 169 | 115 | 174 | 142 | 129 | 102 | 159 | 114 |
| 10:00 | * | * | 126 | 108 | 135 | 133 | 127 | 110 | 143 | 130 | 198 | 220 | 126 | 121 | 142 | 137 |
| 11:00 | * | * | 133 | 127 | 123 | 126 | 140 | 144 | 135 | 146 | 186 | 264 | 183 | 168 | 150 | 162 |
| 12:00 PM | * | * | 163 | 193 | 173 | 196 | 148 | 200 | 165 | 178 | 216 | 189 | 158 | 199 | 170 | 192 |
| 01:00 | * | * | 161 | 155 | 141 | 142 | 173 | 165 | 179 | 164 | 172 | 219 | 157 | 168 | 164 | 169 |
| 02:00 | 199 | 214 | 181 | 174 | 184 | 165 | 187 | 188 | 209 | 195 | 178 | 181 | 201 | 184 | 191 | 186 |
| 03:00 | 253 | 238 | 274 | 289 | 260 | 328 | 241 | 295 | 302 | 318 | 182 | 159 | 154 | 138 | 238 | 252 |
| 04:00 | 229 | 241 | 232 | 223 | 230 | 243 | 249 | 246 | 230 | 256 | 153 | 189 | 167 | 154 | 213 | 222 |
| 05:00 | 252 | 274 | 231 | 271 | 259 | 297 | 267 | 311 | 235 | 225 | 143 | 178 | 168 | 162 | 222 | 245 |
| 06:00 | 190 | 231 | 180 | 236 | 186 | 257 | 224 | 244 | 171 | 185 | 126 | 137 | 113 | 126 | 170 | 202 |
| 07:00 | 110 | 155 | 128 | 176 | 135 | 163 | 122 | 146 | 123 | 142 | 91 | 108 | 76 | 119 | 112 | 144 |
| 08:00 | 60 | 118 | 77 | 100 | 93 | 142 | 79 | 105 | 85 | 94 | 67 | 77 | 60 | 63 | 74 | 100 |
| 09:00 | 30 | 58 | 38 | 76 | 49 | 76 | 48 | 93 | 57 | 89 | 64 | 72 | 38 | 38 | 46 | 72 |
| 10:00 | 23 | 34 | 32 | 29 | 18 | 34 | 25 | 45 | 40 | 74 | 48 | 61 | 15 | 22 | 29 | 43 |
| 11:00 | 10 | 12 | 11 | 18 | 6 | 20 | 11 | 23 | 20 | 27 | 30 | 46 | 7 | 13 | 14 | 23 |
| Lane Day | 1356 | 1575 | 2788 | 2678 | 2862 | 2852 | 2845 | 2808 | 2927 | 2720 | 2367 | 2429 | 2008 | 1923 | 2640 | 2582 |
| AM Peak | - | - | 07:00 | 07:00 | 07:00 | 07:00 | 07:00 | 07:00 | 07:00 | 07:00 | 10:00 | 11:00 | 11:00 | 11:00 | 07:00 | 11:00 |
| Vol. | - | - | 262 | 170 | 294 | 187 | 257 | 167 | 259 | 158 | 198 | 264 | 183 | 168 | 212 | 162 |
| PM Peak | 15:00 | 17:00 | 15:00 | 15:00 | 15:00 | 15:00 | 17:00 | 17:00 | 15:00 | 15:00 | 12:00 | 13:00 | 14:00 | 12:00 | 15:00 | 15:00 |
| Vol. | 253 | 274 | 274 | 289 | 260 | 328 | 267 | 311 | 302 | 318 | 216 | 219 | 201 | 199 | 238 | 252 |

City of San Clemente Engineering Division

Project: Stop Sign Warrant
Location: Cm Del Rio & CI Precipicio

Del Rio E. Precipicio 2017 ADT
Date Start: 02-Oct-17
Date End: 09-Oct-17

CI Precipicio
Ave La Pata

| Start Time | 09-Oct-17 | | Tue | | Wed | | Thu | | Fri | | Sat | | Sun | | Week Average | |
|------------|-----------|-------|-----|----|-----|----|-----|----|-----|----|-----|----|-----|----|--------------|-----|
| | SB | NB | SB | NB | SB | NB | SB | NB | SB | NB | SB | NB | SB | NB | SB | NB |
| 12:00 AM | 7 | 8 | * | * | * | * | * | * | * | * | * | * | * | * | 7 | 8 |
| 01:00 | 6 | 5 | * | * | * | * | * | * | * | * | * | * | * | * | 6 | 5 |
| 02:00 | 5 | 2 | * | * | * | * | * | * | * | * | * | * | * | * | 5 | 2 |
| 03:00 | 1 | 4 | * | * | * | * | * | * | * | * | * | * | * | * | 1 | 4 |
| 04:00 | 7 | 3 | * | * | * | * | * | * | * | * | * | * | * | * | 7 | 3 |
| 05:00 | 30 | 4 | * | * | * | * | * | * | * | * | * | * | * | * | 30 | 4 |
| 06:00 | 115 | 54 | * | * | * | * | * | * | * | * | * | * | * | * | 115 | 54 |
| 07:00 | 239 | 158 | * | * | * | * | * | * | * | * | * | * | * | * | 239 | 158 |
| 08:00 | 235 | 164 | * | * | * | * | * | * | * | * | * | * | * | * | 235 | 164 |
| 09:00 | * | * | * | * | * | * | * | * | * | * | * | * | * | * | * | * |
| 10:00 | * | * | * | * | * | * | * | * | * | * | * | * | * | * | * | * |
| 11:00 | * | * | * | * | * | * | * | * | * | * | * | * | * | * | * | * |
| 12:00 PM | * | * | * | * | * | * | * | * | * | * | * | * | * | * | * | * |
| 01:00 | * | * | * | * | * | * | * | * | * | * | * | * | * | * | * | * |
| 02:00 | * | * | * | * | * | * | * | * | * | * | * | * | * | * | * | * |
| 03:00 | * | * | * | * | * | * | * | * | * | * | * | * | * | * | * | * |
| 04:00 | * | * | * | * | * | * | * | * | * | * | * | * | * | * | * | * |
| 05:00 | * | * | * | * | * | * | * | * | * | * | * | * | * | * | * | * |
| 06:00 | * | * | * | * | * | * | * | * | * | * | * | * | * | * | * | * |
| 07:00 | * | * | * | * | * | * | * | * | * | * | * | * | * | * | * | * |
| 08:00 | * | * | * | * | * | * | * | * | * | * | * | * | * | * | * | * |
| 09:00 | * | * | * | * | * | * | * | * | * | * | * | * | * | * | * | * |
| 10:00 | * | * | * | * | * | * | * | * | * | * | * | * | * | * | * | * |
| 11:00 | * | * | * | * | * | * | * | * | * | * | * | * | * | * | * | * |
| Lane Day | 645 | 402 | 0 | 0 | 0 | 0 | 0 | 0 | 0 | 0 | 0 | 0 | 0 | 0 | 0 | 0 |
| AM Peak | 07:00 | 08:00 | - | - | - | - | - | - | - | - | - | - | - | - | - | - |
| Vol. | 239 | 164 | - | - | - | - | - | - | - | - | - | - | - | - | - | - |
| PM Peak | - | - | - | - | - | - | - | - | - | - | - | - | - | - | - | - |
| Vol. | - | - | - | - | - | - | - | - | - | - | - | - | - | - | - | - |

| | | | | | | | | |
|-------------|-----------|------------|------|------|------|------|------|------|
| Comb. Total | 3978 | 5466 | 5714 | 5653 | 5647 | 4796 | 3931 | 6269 |
| ADT | ADT 5,250 | AADT 5,250 | | | | | | |

Counts Unlimited, Inc.

City of San Clemente
 Camino del Rio
 E/ Camino de los Mares
 24 Hour Directional Volume Counts

PO Box 1178
 Corona, CA 92878
 Phone: (951) 268-6268
 email.counts@countsunlimited.com

SNCCRECM
 Site Code: 219-15605

| Start Time | 05-Nov-15 Thu | Eastbound | | Hour Totals | | Westbound | | Hour Totals | | Combined Totals | |
|-----------------------|---------------|------------|-------------|-------------|-------------|-------------|-------------|-------------|-------------|-----------------|-------------|
| | | Morning | Afternoon | Morning | Afternoon | Morning | Afternoon | Morning | Afternoon | Morning | Afternoon |
| 12:00 | | 3 | 28 | | | 0 | 23 | | | | |
| 12:15 | | 2 | 28 | | | 0 | 20 | | | | |
| 12:30 | | 1 | 18 | | | 0 | 26 | | | | |
| 12:45 | | 3 | 30 | 9 | 104 | 3 | 15 | 3 | 84 | 12 | 188 |
| 01:00 | | 0 | 19 | | | 1 | 34 | | | | |
| 01:15 | | 0 | 17 | | | 0 | 29 | | | | |
| 01:30 | | 1 | 26 | | | 0 | 33 | | | | |
| 01:45 | | 0 | 24 | 1 | 86 | 3 | 18 | 4 | 114 | 5 | 200 |
| 02:00 | | 0 | 24 | | | 0 | 19 | | | | |
| 02:15 | | 3 | 20 | | | 2 | 37 | | | | |
| 02:30 | | 1 | 19 | | | 0 | 18 | | | | |
| 02:45 | | 0 | 26 | 4 | 89 | 0 | 36 | 2 | 110 | 6 | 199 |
| 03:00 | | 0 | 32 | | | 0 | 26 | | | | |
| 03:15 | | 0 | 39 | | | 1 | 26 | | | | |
| 03:30 | | 1 | 43 | | | 2 | 21 | | | | |
| 03:45 | | 1 | 37 | 2 | 151 | 1 | 54 | 4 | 127 | 6 | 278 |
| 04:00 | | 0 | 40 | | | 0 | 23 | | | | |
| 04:15 | | 0 | 40 | | | 1 | 20 | | | | |
| 04:30 | | 0 | 51 | | | 4 | 22 | | | | |
| 04:45 | | 0 | 46 | 0 | 177 | 7 | 37 | 12 | 102 | 12 | 279 |
| 05:00 | | 2 | 55 | | | 6 | 30 | | | | |
| 05:15 | | 1 | 57 | | | 16 | 39 | | | | |
| 05:30 | | 1 | 51 | | | 9 | 23 | | | | |
| 05:45 | | 0 | 47 | 4 | 210 | 20 | 19 | 51 | 111 | 55 | 321 |
| 06:00 | | 1 | 48 | | | 26 | 31 | | | | |
| 06:15 | | 3 | 47 | | | 33 | 32 | | | | |
| 06:30 | | 9 | 51 | | | 38 | 22 | | | | |
| 06:45 | | 8 | 42 | 21 | 188 | 47 | 25 | 144 | 110 | 165 | 298 |
| 07:00 | | 12 | 31 | | | 61 | 16 | | | | |
| 07:15 | | 12 | 29 | | | 74 | 12 | | | | |
| 07:30 | | 19 | 34 | | | 53 | 13 | | | | |
| 07:45 | | 24 | 43 | 67 | 137 | 46 | 9 | 234 | 50 | 301 | 187 |
| 08:00 | | 17 | 22 | | | 52 | 9 | | | | |
| 08:15 | | 22 | 26 | | | 51 | 11 | | | | |
| 08:30 | | 20 | 26 | | | 63 | 10 | | | | |
| 08:45 | | 10 | 35 | 69 | 109 | 45 | 11 | 211 | 41 | 280 | 150 |
| 09:00 | | 27 | 20 | | | 34 | 14 | | | | |
| 09:15 | | 19 | 20 | | | 31 | 4 | | | | |
| 09:30 | | 20 | 15 | | | 42 | 3 | | | | |
| 09:45 | | 17 | 16 | 83 | 71 | 32 | 12 | 139 | 33 | 222 | 104 |
| 10:00 | | 14 | 15 | | | 24 | 6 | | | | |
| 10:15 | | 23 | 11 | | | 31 | 2 | | | | |
| 10:30 | | 19 | 11 | | | 16 | 5 | | | | |
| 10:45 | | 20 | 19 | 76 | 56 | 32 | 3 | 103 | 16 | 179 | 72 |
| 11:00 | | 18 | 5 | | | 29 | 4 | | | | |
| 11:15 | | 16 | 3 | | | 28 | 1 | | | | |
| 11:30 | | 23 | 8 | | | 20 | 2 | | | | |
| 11:45 | | 17 | 1 | 74 | 17 | 24 | 1 | 101 | 8 | 175 | 25 |
| Total | | 410 | 1395 | 410 | 1395 | 1008 | 906 | 1008 | 906 | 1418 | 2301 |
| Combined Total | | | 1805 | | 1805 | | 1914 | | 1914 | | 3719 |
| AM Peak | - | 07:45 | - | - | - | 06:45 | - | - | - | - | - |
| Vol. | - | 83 | - | - | - | 235 | - | - | - | - | - |
| P.H.F. | - | 0.865 | - | - | - | 0.794 | - | - | - | - | - |
| PM Peak | - | - | 05:00 | - | - | - | 04:45 | - | - | - | - |
| Vol. | - | - | 210 | - | - | - | 129 | - | - | - | - |
| P.H.F. | - | - | 0.921 | - | - | - | 0.827 | - | - | - | - |
| Percentage | | | 22.7% | | 77.3% | | 52.7% | | 47.3% | | |
| ADT/AADT | | | ADT 3,719 | | AADT 3,719 | | | | | | |

Transportation Studies, Inc.

2640 Walnut Avenue, Suite L
Tustin, CA. 92780

Location : CAMINO DEL RIO
Segment : E/O CAMINO DE LOS MARES
Client : CITY SAN CLEMENT

Site: AN CLEMENTE
Date: 12/19/18

| Interval | EB | | | | WB | | | | Combined | | | | Day: | Wednesday |
|------------|-------|-------|-------|-----|-------|-------|-------|-----|----------|-------|-------|-----|------|-----------|
| | AM | | PM | | AM | | PM | | AM | | PM | | | |
| 12:00 | 5 | 14 | 64 | 259 | 5 | 12 | 49 | 233 | 10 | 26 | 113 | 492 | | |
| 12:15 | 5 | | 56 | | 3 | | 68 | | 8 | | 124 | | | |
| 12:30 | 2 | | 67 | | 2 | | 56 | | 4 | | 123 | | | |
| 12:45 | 2 | | 72 | | 2 | | 60 | | 4 | | 132 | | | |
| 01:00 | 4 | 11 | 62 | 228 | 1 | 4 | 80 | 286 | 5 | 15 | 142 | 514 | | |
| 01:15 | 4 | | 62 | | 0 | | 74 | | 4 | | 136 | | | |
| 01:30 | 0 | | 52 | | 1 | | 72 | | 1 | | 124 | | | |
| 01:45 | 3 | | 52 | | 2 | | 60 | | 5 | | 112 | | | |
| 02:00 | 0 | 1 | 70 | 257 | 2 | 8 | 50 | 227 | 2 | 9 | 120 | 484 | | |
| 02:15 | 0 | | 50 | | 1 | | 64 | | 1 | | 114 | | | |
| 02:30 | 0 | | 59 | | 2 | | 59 | | 2 | | 118 | | | |
| 02:45 | 1 | | 78 | | 3 | | 54 | | 4 | | 132 | | | |
| 03:00 | 1 | 6 | 67 | 342 | 3 | 10 | 55 | 279 | 4 | 16 | 122 | 621 | | |
| 03:15 | 4 | | 93 | | 1 | | 64 | | 5 | | 157 | | | |
| 03:30 | 0 | | 100 | | 1 | | 84 | | 1 | | 184 | | | |
| 03:45 | 1 | | 82 | | 5 | | 76 | | 6 | | 158 | | | |
| 04:00 | 2 | 9 | 92 | 313 | 3 | 11 | 68 | 267 | 5 | 20 | 160 | 580 | | |
| 04:15 | 2 | | 70 | | 2 | | 69 | | 4 | | 139 | | | |
| 04:30 | 3 | | 82 | | 3 | | 64 | | 6 | | 146 | | | |
| 04:45 | 2 | | 69 | | 3 | | 66 | | 5 | | 135 | | | |
| 05:00 | 4 | 23 | 61 | 298 | 10 | 43 | 62 | 240 | 14 | 66 | 123 | 538 | | |
| 05:15 | 6 | | 71 | | 7 | | 62 | | 13 | | 133 | | | |
| 05:30 | 3 | | 80 | | 9 | | 72 | | 12 | | 152 | | | |
| 05:45 | 10 | | 86 | | 17 | | 44 | | 27 | | 130 | | | |
| 06:00 | 6 | 75 | 81 | 285 | 21 | 140 | 68 | 224 | 27 | 215 | 149 | 509 | | |
| 06:15 | 9 | | 70 | | 30 | | 32 | | 39 | | 102 | | | |
| 06:30 | 32 | | 72 | | 43 | | 58 | | 75 | | 130 | | | |
| 06:45 | 28 | | 62 | | 46 | | 66 | | 74 | | 128 | | | |
| 07:00 | 52 | 236 | 45 | 191 | 52 | 337 | 31 | 114 | 104 | 573 | 76 | 305 | | |
| 07:15 | 60 | | 64 | | 69 | | 24 | | 129 | | 88 | | | |
| 07:30 | 74 | | 44 | | 104 | | 32 | | 178 | | 76 | | | |
| 07:45 | 50 | | 38 | | 112 | | 27 | | 162 | | 65 | | | |
| 08:00 | 41 | 165 | 44 | 154 | 122 | 364 | 20 | 83 | 163 | 529 | 64 | 237 | | |
| 08:15 | 46 | | 38 | | 86 | | 24 | | 132 | | 62 | | | |
| 08:30 | 40 | | 34 | | 70 | | 23 | | 110 | | 57 | | | |
| 08:45 | 38 | | 38 | | 86 | | 16 | | 124 | | 54 | | | |
| 09:00 | 38 | 158 | 38 | 104 | 58 | 254 | 15 | 62 | 96 | 412 | 53 | 166 | | |
| 09:15 | 38 | | 24 | | 62 | | 16 | | 100 | | 40 | | | |
| 09:30 | 46 | | 24 | | 62 | | 20 | | 108 | | 44 | | | |
| 09:45 | 36 | | 18 | | 72 | | 11 | | 108 | | 29 | | | |
| 10:00 | 55 | 200 | 22 | 82 | 62 | 242 | 13 | 32 | 117 | 442 | 35 | 114 | | |
| 10:15 | 50 | | 22 | | 64 | | 8 | | 114 | | 30 | | | |
| 10:30 | 53 | | 20 | | 50 | | 2 | | 103 | | 22 | | | |
| 10:45 | 42 | | 18 | | 66 | | 9 | | 108 | | 27 | | | |
| 11:00 | 44 | 197 | 8 | 29 | 50 | 232 | 5 | 19 | 94 | 429 | 13 | 48 | | |
| 11:15 | 43 | | 13 | | 50 | | 9 | | 93 | | 22 | | | |
| 11:30 | 49 | | 4 | | 56 | | 4 | | 105 | | 8 | | | |
| 11:45 | 61 | | 4 | | 76 | | 1 | | 137 | | 5 | | | |
| Totals | 1,095 | | 2,542 | | 1,657 | | 2,066 | | 2,752 | | 4,608 | | | |
| Split% | 39.8 | | 55.2 | | 60.2 | | 44.8 | | | | | | | |
| Day Totals | | 3,637 | | | | 3,723 | | | | 7,360 | | | | |
| Day Splits | | 49.4 | | | | 50.6 | | | | | | | | |
| Peak Hour | 07:00 | | 03:15 | | 07:30 | | 03:30 | | 07:30 | | 03:15 | | | |
| Volume | 236 | | 367 | | 424 | | 297 | | 635 | | 659 | | | |
| Factor | 0.80 | | 0.92 | | 0.87 | | 0.88 | | 0.89 | | 0.90 | | | |

Transportation Studies, Inc.

2640 Walnut Avenue, Suite L
Tustin, CA. 92780

Location : CAMINO DEL RIO
Segment : W/O AVENIDA LA PATA
Client : CITY SAN CLEMENE

Site: AN CLEMENTE
Date: 01/09/19
File: D1901015

| Interval | WB | | | | EB | | | | Combined | | | | Day: | Wednesday |
|------------|-------|-------|-------|-----|-------|-------|-------|-----|----------|-------|-------|-----|------|-----------|
| | AM | | PM | | AM | | PM | | AM | | PM | | | |
| 12:00 | 2 | 10 | 39 | 175 | 4 | 10 | 56 | 214 | 6 | 20 | 95 | 389 | | |
| 12:15 | 4 | | 46 | | 2 | | 51 | | 6 | | 97 | | | |
| 12:30 | 3 | | 47 | | 2 | | 45 | | 5 | | 92 | | | |
| 12:45 | 1 | | 43 | | 2 | | 62 | | 3 | | 105 | | | |
| 01:00 | 4 | 7 | 48 | 178 | 3 | 4 | 50 | 198 | 7 | 11 | 98 | 376 | | |
| 01:15 | 1 | | 44 | | 1 | | 44 | | 2 | | 88 | | | |
| 01:30 | 2 | | 37 | | 0 | | 42 | | 2 | | 79 | | | |
| 01:45 | 0 | | 49 | | 0 | | 62 | | 0 | | 111 | | | |
| 02:00 | 2 | 6 | 46 | 223 | 0 | 1 | 60 | 217 | 2 | 7 | 106 | 440 | | |
| 02:15 | 3 | | 50 | | 0 | | 52 | | 3 | | 102 | | | |
| 02:30 | 1 | | 64 | | 1 | | 46 | | 2 | | 110 | | | |
| 02:45 | 0 | | 63 | | 0 | | 59 | | 0 | | 122 | | | |
| 03:00 | 0 | 0 | 93 | 333 | 0 | 0 | 64 | 310 | 0 | 0 | 157 | 643 | | |
| 03:15 | 0 | | 96 | | 0 | | 70 | | 0 | | 166 | | | |
| 03:30 | 0 | | 76 | | 0 | | 108 | | 0 | | 184 | | | |
| 03:45 | 0 | | 68 | | 0 | | 68 | | 0 | | 136 | | | |
| 04:00 | 1 | 2 | 75 | 297 | 1 | 13 | 78 | 295 | 2 | 15 | 153 | 592 | | |
| 04:15 | 0 | | 76 | | 4 | | 71 | | 4 | | 147 | | | |
| 04:30 | 1 | | 78 | | 3 | | 66 | | 4 | | 144 | | | |
| 04:45 | 0 | | 68 | | 5 | | 80 | | 5 | | 148 | | | |
| 05:00 | 0 | 13 | 101 | 309 | 8 | 35 | 69 | 269 | 8 | 48 | 170 | 578 | | |
| 05:15 | 1 | | 87 | | 3 | | 85 | | 4 | | 172 | | | |
| 05:30 | 5 | | 67 | | 7 | | 52 | | 12 | | 119 | | | |
| 05:45 | 7 | | 54 | | 17 | | 63 | | 24 | | 117 | | | |
| 06:00 | 6 | 72 | 65 | 230 | 10 | 136 | 54 | 180 | 16 | 208 | 119 | 410 | | |
| 06:15 | 9 | | 68 | | 28 | | 41 | | 37 | | 109 | | | |
| 06:30 | 20 | | 52 | | 58 | | 43 | | 78 | | 95 | | | |
| 06:45 | 37 | | 45 | | 40 | | 42 | | 77 | | 87 | | | |
| 07:00 | 18 | 212 | 54 | 147 | 60 | 322 | 32 | 107 | 78 | 534 | 86 | 254 | | |
| 07:15 | 49 | | 30 | | 92 | | 38 | | 141 | | 68 | | | |
| 07:30 | 61 | | 31 | | 108 | | 16 | | 169 | | 47 | | | |
| 07:45 | 84 | | 32 | | 62 | | 21 | | 146 | | 53 | | | |
| 08:00 | 58 | 194 | 28 | 110 | 48 | 242 | 10 | 65 | 106 | 436 | 38 | 175 | | |
| 08:15 | 47 | | 31 | | 66 | | 22 | | 113 | | 53 | | | |
| 08:30 | 51 | | 24 | | 83 | | 11 | | 134 | | 35 | | | |
| 08:45 | 38 | | 27 | | 45 | | 22 | | 83 | | 49 | | | |
| 09:00 | 37 | 143 | 22 | 75 | 50 | 175 | 14 | 57 | 87 | 318 | 36 | 132 | | |
| 09:15 | 44 | | 18 | | 44 | | 18 | | 88 | | 36 | | | |
| 09:30 | 31 | | 15 | | 46 | | 10 | | 77 | | 25 | | | |
| 09:45 | 31 | | 20 | | 35 | | 15 | | 66 | | 35 | | | |
| 10:00 | 35 | 149 | 10 | 33 | 38 | 156 | 6 | 19 | 73 | 305 | 16 | 52 | | |
| 10:15 | 36 | | 7 | | 39 | | 6 | | 75 | | 13 | | | |
| 10:30 | 43 | | 12 | | 30 | | 2 | | 73 | | 14 | | | |
| 10:45 | 35 | | 4 | | 49 | | 5 | | 84 | | 9 | | | |
| 11:00 | 38 | 177 | 9 | 23 | 34 | 164 | 8 | 10 | 72 | 341 | 17 | 33 | | |
| 11:15 | 38 | | 7 | | 42 | | 1 | | 80 | | 8 | | | |
| 11:30 | 47 | | 3 | | 36 | | 1 | | 83 | | 4 | | | |
| 11:45 | 54 | | 4 | | 52 | | 0 | | 106 | | 4 | | | |
| Totals | 985 | | 2,133 | | 1,258 | | 1,941 | | 2,243 | | 4,074 | | | |
| Split% | 43.9 | | 52.4 | | 56.1 | | 47.6 | | | | | | | |
| Day Totals | | 3,118 | | | | 3,199 | | | | 6,317 | | | | |
| Day Splits | | 49.4 | | | | 50.6 | | | | | | | | |
| Peak Hour | 07:15 | | 04:30 | | 07:00 | | 03:30 | | 07:15 | | 03:00 | | | |
| Volume | 252 | | 334 | | 322 | | 325 | | 562 | | 643 | | | |
| Factor | 0.75 | | 0.83 | | 0.75 | | 0.75 | | 0.83 | | 0.87 | | | |

Transportation Studies, Inc.

2640 Walnut Avenue, Suite L
Tustin, CA. 92780

Location : CAMINO DEL RIO
Segment : W/O SARMENTOSO
Client : CITY SAN CLEMENT

Site: AN CLEMENTE
Date: 12/19/18

| Interval | EB | | | | WB | | | | Combined | | | | Day: | Wednesday |
|------------|-------|-------|-------|-----|-------|-------|-------|-----|----------|-------|-------|-----|------|-----------|
| | AM | | PM | | AM | | PM | | AM | | PM | | | |
| 12:00 | 4 | 9 | 62 | 246 | 6 | 13 | 45 | 198 | 10 | 22 | 107 | 444 | | |
| 12:15 | 3 | | 52 | | 0 | | 60 | | 3 | | 112 | | | |
| 12:30 | 1 | | 64 | | 4 | | 45 | | 5 | | 109 | | | |
| 12:45 | 1 | | 68 | | 3 | | 48 | | 4 | | 116 | | | |
| 01:00 | 3 | 5 | 54 | 248 | 1 | 3 | 73 | 257 | 4 | 8 | 127 | 505 | | |
| 01:15 | 1 | | 72 | | 2 | | 63 | | 3 | | 135 | | | |
| 01:30 | 0 | | 60 | | 0 | | 69 | | 0 | | 129 | | | |
| 01:45 | 1 | | 62 | | 0 | | 52 | | 1 | | 114 | | | |
| 02:00 | 0 | 1 | 70 | 261 | 1 | 5 | 51 | 232 | 1 | 6 | 121 | 493 | | |
| 02:15 | 0 | | 58 | | 2 | | 62 | | 2 | | 120 | | | |
| 02:30 | 0 | | 57 | | 2 | | 67 | | 2 | | 124 | | | |
| 02:45 | 1 | | 76 | | 0 | | 52 | | 1 | | 128 | | | |
| 03:00 | 2 | 6 | 64 | 342 | 1 | 4 | 49 | 247 | 3 | 10 | 113 | 589 | | |
| 03:15 | 3 | | 82 | | 0 | | 58 | | 3 | | 140 | | | |
| 03:30 | 0 | | 114 | | 0 | | 78 | | 0 | | 192 | | | |
| 03:45 | 1 | | 82 | | 3 | | 62 | | 4 | | 144 | | | |
| 04:00 | 2 | 8 | 86 | 308 | 0 | 5 | 65 | 255 | 2 | 13 | 151 | 563 | | |
| 04:15 | 2 | | 72 | | 1 | | 72 | | 3 | | 144 | | | |
| 04:30 | 3 | | 74 | | 2 | | 56 | | 5 | | 130 | | | |
| 04:45 | 1 | | 76 | | 2 | | 62 | | 3 | | 138 | | | |
| 05:00 | 4 | 29 | 54 | 258 | 5 | 28 | 66 | 273 | 9 | 57 | 120 | 531 | | |
| 05:15 | 8 | | 67 | | 5 | | 67 | | 13 | | 134 | | | |
| 05:30 | 9 | | 69 | | 6 | | 68 | | 15 | | 137 | | | |
| 05:45 | 8 | | 68 | | 12 | | 72 | | 20 | | 140 | | | |
| 06:00 | 8 | 76 | 66 | 259 | 10 | 85 | 61 | 200 | 18 | 161 | 127 | 459 | | |
| 06:15 | 10 | | 60 | | 13 | | 42 | | 23 | | 102 | | | |
| 06:30 | 29 | | 57 | | 32 | | 56 | | 61 | | 113 | | | |
| 06:45 | 29 | | 76 | | 30 | | 41 | | 59 | | 117 | | | |
| 07:00 | 60 | 278 | 42 | 160 | 30 | 224 | 33 | 123 | 90 | 502 | 75 | 283 | | |
| 07:15 | 66 | | 54 | | 44 | | 34 | | 110 | | 88 | | | |
| 07:30 | 98 | | 30 | | 72 | | 29 | | 170 | | 59 | | | |
| 07:45 | 54 | | 34 | | 78 | | 27 | | 132 | | 61 | | | |
| 08:00 | 50 | 208 | 38 | 124 | 83 | 264 | 26 | 88 | 133 | 472 | 64 | 212 | | |
| 08:15 | 54 | | 29 | | 64 | | 17 | | 118 | | 46 | | | |
| 08:30 | 64 | | 30 | | 60 | | 27 | | 124 | | 57 | | | |
| 08:45 | 40 | | 27 | | 57 | | 18 | | 97 | | 45 | | | |
| 09:00 | 46 | 178 | 28 | 86 | 48 | 192 | 20 | 60 | 94 | 370 | 48 | 146 | | |
| 09:15 | 41 | | 21 | | 44 | | 14 | | 85 | | 35 | | | |
| 09:30 | 45 | | 24 | | 52 | | 12 | | 97 | | 36 | | | |
| 09:45 | 46 | | 13 | | 48 | | 14 | | 94 | | 27 | | | |
| 10:00 | 54 | 198 | 22 | 74 | 48 | 175 | 12 | 37 | 102 | 373 | 34 | 111 | | |
| 10:15 | 52 | | 18 | | 40 | | 8 | | 92 | | 26 | | | |
| 10:30 | 48 | | 20 | | 36 | | 5 | | 84 | | 25 | | | |
| 10:45 | 44 | | 14 | | 51 | | 12 | | 95 | | 26 | | | |
| 11:00 | 42 | 184 | 6 | 23 | 50 | 192 | 6 | 14 | 92 | 376 | 12 | 37 | | |
| 11:15 | 44 | | 8 | | 47 | | 6 | | 91 | | 14 | | | |
| 11:30 | 46 | | 6 | | 50 | | 2 | | 96 | | 8 | | | |
| 11:45 | 52 | | 3 | | 45 | | 0 | | 97 | | 3 | | | |
| Totals | 1,180 | | 2,389 | | 1,190 | | 1,984 | | 2,370 | | 4,373 | | | |
| Split% | 49.8 | | 54.6 | | 50.2 | | 45.4 | | | | | | | |
| Day Totals | | 3,569 | | | | 3,174 | | | | 6,743 | | | | |
| Day Splits | | 52.9 | | | | 47.1 | | | | | | | | |
| Peak Hour | 07:00 | | 03:15 | | 07:30 | | 03:30 | | 07:30 | | 03:30 | | | |
| Volume | 278 | | 364 | | 297 | | 277 | | 553 | | 631 | | | |
| Factor | 0.71 | | 0.80 | | 0.89 | | 0.89 | | 0.81 | | 0.82 | | | |



City of San Clemente

Engineering Division

Boca De La Playa Traffic Circle
Traffic Volume Survey

Site Code: WBDESHECHA
Boca De La Playa
Ave Pico
Date Start: 05-Jan-09
Date End: 08-Jan-09
Date Printed: 08-Jan-09

| Start Time | Mon 05-Jan-09 | Tue 06-Jan-09 | Wed 07-Jan-09 | Thu 08-Jan-09 | Fri 09-Jan-09 | Average Day | Sat 10-Jan-09 | Sun 11-Jan-09 | Week Average |
|--------------|------------------|------------------|------------------|------------------|------------------|----------------|------------------|------------------|-----------------|
| 12:00 AM | * | 5 | 10 | 5 | * | 7 | * | * | 7 |
| 01:00 | * | 1 | 3 | 6 | * | 3 | * | * | 3 |
| 02:00 | * | 3 | 2 | 1 | * | 2 | * | * | 2 |
| 03:00 | * | 2 | 3 | 2 | * | 2 | * | * | 2 |
| 04:00 | * | 10 | 6 | 7 | * | 8 | * | * | 8 |
| 05:00 | * | 31 | 28 | 35 | * | 31 | * | * | 31 |
| 06:00 | * | 78 | 81 | 73 | * | 77 | * | * | 77 |
| 07:00 | * | 128 | 144 | 130 | * | 134 | * | * | 134 |
| 08:00 | * | 122 | 124 | 144 | * | 130 | * | * | 130 |
| 09:00 | * | 89 | 86 | 83 | * | 86 | * | * | 86 |
| 10:00 | * | 91 | 74 | 49 | * | 71 | * | * | 71 |
| 11:00 | 74 | 57 | 72 | * | * | 68 | * | * | 68 |
| 12:00 PM | 84 | 87 | 73 | * | * | 81 | * | * | 81 |
| 01:00 | 67 | 105 | 63 | * | * | 78 | * | * | 78 |
| 02:00 | 89 | 80 | 100 | * | * | 90 | * | * | 90 |
| 03:00 | 85 | 78 | 90 | * | * | 84 | * | * | 84 |
| 04:00 | 78 | 90 | 95 | * | * | 88 | * | * | 88 |
| 05:00 | 90 | 74 | 89 | * | * | 84 | * | * | 84 |
| 06:00 | 54 | 79 | 83 | * | * | 72 | * | * | 72 |
| 07:00 | 50 | 44 | 62 | * | * | 52 | * | * | 52 |
| 08:00 | 29 | 43 | 33 | * | * | 35 | * | * | 35 |
| 09:00 | 25 | 28 | 28 | * | * | 27 | * | * | 27 |
| 10:00 | 26 | 18 | 26 | * | * | 23 | * | * | 23 |
| 11:00 | 7 | 16 | 17 | * | * | 13 | * | * | 13 |
| Day Total | 758 | 1359 | 1392 | 535 | 0 | 1346 | 0 | 0 | 1346 |
| % Avg. WkDay | 56.3% | 101.0% | 103.4% | 39.7% | 0.0% | | | | |
| % Avg. Week | 56.3% | 101.0% | 103.4% | 39.7% | 0.0% | 100.0% | 0.0% | 0.0% | |
| AM Peak | 11:00 | 07:00 | 07:00 | 08:00 | | 07:00 | | | 07:00 |
| Vol. | 74 | 128 | 144 | 144 | | 134 | | | 134 |
| PM Peak | 17:00 | 13:00 | 14:00 | | | 14:00 | | | 14:00 |
| Vol. | 90 | 105 | 100 | | | 90 | | | 90 |
| Grand Total | 758 | 1359 | 1392 | 535 | 0 | 1346 | 0 | 0 | 1346 |
| ADT | | ADT 1,376 | | AADT 1,376 | | | | | |

City of San Clemente
Engineering Division

Project: N. El Camino Real Bicycle Path
Survey Location: ECR N. Estacion (33.435, -117.636)

El Camino Real N. Estacion 2017 ADT
Site Code: ECRnP

| Start Time | 07-Aug-17 | | Tue | | Wed | | Thu | | Fri | | Sat | | Sun | | Week Average | |
|------------|-----------|----|-----|----|------------|------------|------------|------------|------------|------------|------------|-------------|------------|------------|--------------|------------|
| | NB | SB | NB | SB | NB | SB | NB | SB | NB | SB | NB | SB | NB | SB | NB | SB |
| 12:00 AM | * | * | * | * | * | * | 36 | 32 | 32 | 36 | 59 | 66 | 43 | 62 | 42 | 49 |
| 01:00 | * | * | * | * | * | * | 25 | 15 | 33 | 12 | 40 | 47 | 20 | 44 | 30 | 30 |
| 02:00 | * | * | * | * | * | * | 13 | 11 | 12 | 10 | 27 | 19 | 28 | 20 | 20 | 15 |
| 03:00 | * | * | * | * | * | * | 6 | 10 | 13 | 7 | 26 | 15 | 18 | 15 | 16 | 12 |
| 04:00 | * | * | * | * | * | * | 24 | 24 | 27 | 25 | 18 | 16 | 19 | 19 | 22 | 21 |
| 05:00 | * | * | * | * | * | * | 57 | 64 | 69 | 57 | 28 | 38 | 25 | 38 | 45 | 49 |
| 06:00 | * | * | * | * | * | * | 146 | 152 | 148 | 162 | 92 | 154 | 66 | 77 | 113 | 136 |
| 07:00 | * | * | * | * | * | * | 364 | 292 | 333 | 279 | 207 | 278 | 126 | 183 | 258 | 258 |
| 08:00 | * | * | * | * | * | * | 421 | 391 | 407 | 395 | 390 | 364 | 247 | 295 | 366 | 361 |
| 09:00 | * | * | * | * | 542 | 475 | 505 | 475 | 515 | 490 | 529 | 596 | 379 | 366 | 494 | 480 |
| 10:00 | * | * | * | * | 552 | 545 | 545 | 523 | 582 | 524 | 792 | 884 | 527 | 577 | 600 | 611 |
| 11:00 | * | * | * | * | 706 | 659 | 680 | 632 | 741 | 660 | 868 | 1051 | 744 | 694 | 748 | 739 |
| 12:00 PM | * | * | * | * | 704 | 713 | 670 | 610 | 788 | 800 | 914 | 943 | 845 | 786 | 784 | 770 |
| 01:00 | * | * | * | * | 633 | 630 | 726 | 598 | 702 | 893 | 946 | 864 | 849 | 759 | 771 | 749 |
| 02:00 | * | * | * | * | 648 | 627 | 849 | 616 | 901 | 903 | 851 | 681 | 855 | 643 | 821 | 694 |
| 03:00 | * | * | * | * | 613 | 671 | 690 | 710 | 911 | 943 | 879 | 541 | 764 | 564 | 771 | 686 |
| 04:00 | * | * | * | * | 724 | 694 | 661 | 761 | 939 | 893 | 855 | 589 | 764 | 597 | 789 | 707 |
| 05:00 | * | * | * | * | 642 | 725 | 572 | 828 | 782 | 870 | 801 | 554 | 680 | 492 | 695 | 694 |
| 06:00 | * | * | * | * | 485 | 571 | 504 | 613 | 567 | 726 | 583 | 478 | 652 | 412 | 558 | 560 |
| 07:00 | * | * | * | * | 441 | 454 | 416 | 441 | 476 | 537 | 344 | 368 | 621 | 352 | 460 | 430 |
| 08:00 | * | * | * | * | 349 | 351 | 425 | 311 | 326 | 336 | 238 | 261 | 427 | 259 | 353 | 304 |
| 09:00 | * | * | * | * | 214 | 238 | 224 | 224 | 233 | 261 | 173 | 233 | 212 | 149 | 211 | 221 |
| 10:00 | * | * | * | * | 127 | 149 | 138 | 142 | 169 | 166 | 154 | 164 | 94 | 123 | 136 | 149 |
| 11:00 | * | * | * | * | 75 | 73 | 80 | 69 | 134 | 130 | 103 | 128 | 57 | 73 | 90 | 95 |
| Lane Day | 0 | 0 | 0 | 0 | 7455 | 7575 | 8777 | 8544 | 9840 | 10115 | 9917 | 9332 | 9062 | 7599 | 9193 | 8820 |
| AM Peak | - | - | - | - | 11:00 | 11:00 | 11:00 | 11:00 | 11:00 | 11:00 | 11:00 | 11:00 | 11:00 | 11:00 | 11:00 | 11:00 |
| Vol. | - | - | - | - | 706 | 659 | 680 | 632 | 741 | 660 | 868 | 1051 | 744 | 694 | 748 | 739 |
| PM Peak | - | - | - | - | 16:00 | 17:00 | 14:00 | 17:00 | 16:00 | 15:00 | 13:00 | 12:00 | 14:00 | 12:00 | 14:00 | 12:00 |
| Vol. | - | - | - | - | 724 | 725 | 849 | 828 | 939 | 943 | 946 | 943 | 855 | 786 | 821 | 770 |

City of San Clemente
Engineering Division

Project: N. El Camino Real Bicycle Path
Survey Location: ECR N. Estacion (33.435, -117.636)

El Camino Real N. Estacion 2017 ADT
Site Code: ECRnP

| Start Time | 14-Aug-17 | | Tue | | Wed | | Thu | | Fri | | Sat | | Sun | | Week Average | |
|------------|-----------|-------|-------|-------|-------|-------|-------|-------|-----|----|-----|----|-----|----|--------------|-------|
| | NB | SB | NB | SB | NB | SB | NB | SB | NB | SB | NB | SB | NB | SB | NB | SB |
| 12:00 AM | 33 | 24 | 22 | 27 | 32 | 28 | 21 | 34 | * | * | * | * | * | * | 27 | 28 |
| 01:00 | 11 | 19 | 17 | 15 | 19 | 18 | 16 | 18 | * | * | * | * | * | * | 16 | 18 |
| 02:00 | 16 | 13 | 10 | 10 | 6 | 15 | 10 | 7 | * | * | * | * | * | * | 10 | 11 |
| 03:00 | 15 | 15 | 6 | 11 | 6 | 9 | 8 | 14 | * | * | * | * | * | * | 9 | 12 |
| 04:00 | 26 | 13 | 29 | 17 | 26 | 18 | 21 | 16 | * | * | * | * | * | * | 26 | 16 |
| 05:00 | 49 | 60 | 72 | 62 | 54 | 62 | 57 | 54 | * | * | * | * | * | * | 58 | 60 |
| 06:00 | 137 | 139 | 153 | 136 | 145 | 154 | 148 | 173 | * | * | * | * | * | * | 146 | 150 |
| 07:00 | 349 | 265 | 364 | 280 | 381 | 274 | 384 | 299 | * | * | * | * | * | * | 370 | 280 |
| 08:00 | 509 | 445 | 455 | 388 | 410 | 379 | 516 | 436 | * | * | * | * | * | * | 472 | 412 |
| 09:00 | 491 | 450 | 492 | 479 | 481 | 466 | 110 | 122 | * | * | * | * | * | * | 394 | 379 |
| 10:00 | 617 | 530 | 543 | 518 | 534 | 507 | * | * | * | * | * | * | * | * | 565 | 518 |
| 11:00 | 717 | 572 | 587 | 583 | 671 | 613 | * | * | * | * | * | * | * | * | 658 | 589 |
| 12:00 PM | 692 | 568 | 535 | 572 | 636 | 672 | * | * | * | * | * | * | * | * | 621 | 604 |
| 01:00 | 604 | 559 | 546 | 559 | 687 | 670 | * | * | * | * | * | * | * | * | 612 | 596 |
| 02:00 | 634 | 673 | 644 | 565 | 661 | 617 | * | * | * | * | * | * | * | * | 646 | 618 |
| 03:00 | 554 | 654 | 640 | 658 | 627 | 719 | * | * | * | * | * | * | * | * | 607 | 677 |
| 04:00 | 621 | 704 | 631 | 660 | 678 | 683 | * | * | * | * | * | * | * | * | 643 | 682 |
| 05:00 | 642 | 618 | 625 | 636 | 687 | 715 | * | * | * | * | * | * | * | * | 651 | 656 |
| 06:00 | 458 | 587 | 508 | 540 | 516 | 608 | * | * | * | * | * | * | * | * | 494 | 578 |
| 07:00 | 361 | 404 | 381 | 395 | 442 | 405 | * | * | * | * | * | * | * | * | 395 | 401 |
| 08:00 | 260 | 304 | 279 | 279 | 328 | 334 | * | * | * | * | * | * | * | * | 289 | 306 |
| 09:00 | 175 | 179 | 153 | 196 | 211 | 193 | * | * | * | * | * | * | * | * | 180 | 189 |
| 10:00 | 90 | 112 | 76 | 127 | 117 | 128 | * | * | * | * | * | * | * | * | 94 | 122 |
| 11:00 | 55 | 75 | 57 | 73 | 62 | 82 | * | * | * | * | * | * | * | * | 58 | 77 |
| Lane Day | 8116 | 7982 | 7825 | 7786 | 8417 | 8369 | 1291 | 1173 | 0 | 0 | 0 | 0 | 0 | 0 | 8041 | 7979 |
| | 16098 | | 15611 | | 16786 | | 2464 | | 0 | | 0 | | 0 | | 16020 | |
| AM Peak | 11:00 | 11:00 | 11:00 | 11:00 | 11:00 | 11:00 | 08:00 | 08:00 | - | - | - | - | - | - | 11:00 | 11:00 |
| Vol. | 717 | 572 | 587 | 583 | 671 | 613 | 516 | 436 | - | - | - | - | - | - | 658 | 589 |
| PM Peak | 12:00 | 16:00 | 14:00 | 16:00 | 13:00 | 15:00 | - | - | - | - | - | - | - | - | 17:00 | 16:00 |
| Vol. | 692 | 704 | 644 | 660 | 687 | 719 | - | - | - | - | - | - | - | - | 651 | 682 |

| | | | | | | | | |
|-------------|------------|-------------|-------|-------|-------|-------|-------|-------|
| Comb. Total | 16098 | 15611 | 31816 | 19785 | 19955 | 19249 | 16661 | 34033 |
| ADT | ADT 17,286 | AADT 17,286 | | | | | | |

City of San Clemente Engineering Division

Project: N. El Camino Real Bicycle Path
Survey Location: ECR N. Palm Drive

El Camino Real N. Palm Dr. 2017 Classf
Site Code: ECRnCLE

| Start Time | 07-Aug-17 | | Tue | | Wed | | Thu | | Fri | | Sat | | Sun | | Week Average | |
|------------|-----------|----|-----|----|------------|------------|------------|------------|------------|------------|------------|------------|------------|------------|--------------|------------|
| | NB | SB | NB | SB | NB | SB | NB | SB | NB | SB | NB | SB | NB | SB | NB | SB |
| 12:00 AM | * | * | * | * | * | * | 51 | 20 | 34 | 29 | 85 | 41 | 82 | 21 | 63 | 28 |
| 01:00 | * | * | * | * | * | * | 24 | 14 | 37 | 8 | 57 | 29 | 43 | 20 | 40 | 18 |
| 02:00 | * | * | * | * | * | * | 17 | 6 | 13 | 8 | 32 | 13 | 39 | 13 | 25 | 10 |
| 03:00 | * | * | * | * | * | * | 11 | 6 | 15 | 4 | 32 | 9 | 26 | 3 | 21 | 6 |
| 04:00 | * | * | * | * | * | * | 39 | 13 | 39 | 9 | 24 | 5 | 30 | 4 | 33 | 8 |
| 05:00 | * | * | * | * | * | * | 73 | 53 | 87 | 33 | 42 | 14 | 48 | 10 | 62 | 28 |
| 06:00 | * | * | * | * | * | * | 181 | 124 | 192 | 111 | 150 | 86 | 110 | 35 | 158 | 89 |
| 07:00 | * | * | * | * | * | * | 388 | 251 | 342 | 256 | 273 | 187 | 201 | 105 | 301 | 200 |
| 08:00 | * | * | * | * | * | * | 454 | 359 | 442 | 364 | 458 | 255 | 340 | 175 | 424 | 288 |
| 09:00 | * | * | * | * | * | * | 523 | 435 | 530 | 455 | 574 | 512 | 482 | 257 | 527 | 415 |
| 10:00 | * | * | * | * | 595 | 441 | 569 | 481 | 573 | 500 | 743 | 771 | 523 | 505 | 601 | 540 |
| 11:00 | * | * | * | * | 690 | 577 | 681 | 602 | 751 | 596 | 807 | 890 | 697 | 634 | 725 | 660 |
| 12:00 PM | * | * | * | * | 692 | 613 | 665 | 545 | 760 | 730 | 873 | 768 | 802 | 669 | 758 | 665 |
| 01:00 | * | * | * | * | 620 | 588 | 714 | 544 | 703 | 822 | 839 | 790 | 780 | 657 | 731 | 680 |
| 02:00 | * | * | * | * | 642 | 590 | 785 | 558 | 846 | 782 | 829 | 705 | 805 | 534 | 781 | 634 |
| 03:00 | * | * | * | * | 614 | 618 | 683 | 629 | 832 | 805 | 878 | 542 | 780 | 490 | 757 | 617 |
| 04:00 | * | * | * | * | 695 | 658 | 640 | 714 | 826 | 828 | 782 | 521 | 773 | 472 | 743 | 639 |
| 05:00 | * | * | * | * | 605 | 652 | 595 | 779 | 754 | 799 | 811 | 471 | 680 | 456 | 689 | 631 |
| 06:00 | * | * | * | * | 495 | 535 | 489 | 563 | 579 | 641 | 594 | 443 | 645 | 372 | 560 | 511 |
| 07:00 | * | * | * | * | 453 | 407 | 411 | 440 | 478 | 503 | 377 | 325 | 638 | 329 | 471 | 401 |
| 08:00 | * | * | * | * | 357 | 341 | 421 | 277 | 334 | 305 | 265 | 235 | 479 | 185 | 371 | 269 |
| 09:00 | * | * | * | * | 215 | 213 | 234 | 199 | 253 | 228 | 211 | 189 | 273 | 65 | 237 | 179 |
| 10:00 | * | * | * | * | 144 | 132 | 139 | 121 | 197 | 138 | 212 | 101 | 168 | 46 | 172 | 108 |
| 11:00 | * | * | * | * | 82 | 66 | 90 | 71 | 164 | 88 | 180 | 51 | 95 | 24 | 122 | 60 |
| Lane Day | 0 | 0 | 0 | 0 | 6899 | 6431 | 8877 | 7804 | 9781 | 9042 | 10128 | 7953 | 9539 | 6081 | 9372 | 7684 |
| AM Peak | - | - | - | - | 11:00 | 11:00 | 11:00 | 11:00 | 11:00 | 11:00 | 11:00 | 11:00 | 11:00 | 11:00 | 11:00 | 11:00 |
| Vol. | - | - | - | - | 690 | 577 | 681 | 602 | 751 | 596 | 807 | 890 | 697 | 634 | 725 | 660 |
| PM Peak | - | - | - | - | 16:00 | 16:00 | 14:00 | 17:00 | 14:00 | 16:00 | 15:00 | 13:00 | 14:00 | 12:00 | 14:00 | 13:00 |
| Vol. | - | - | - | - | 695 | 658 | 785 | 779 | 846 | 828 | 878 | 790 | 805 | 669 | 781 | 680 |

City of San Clemente
Engineering Division

Project: N. El Camino Real Bicycle Path
Survey Location: ECR N. Palm Drive

El Camino Real N. Palm Dr. 2017 Classf
Site Code: ECRnCLE

| Start Time | 14-Aug-17 | | Tue | | Wed | | Thu | | Fri | | Sat | | Sun | | Week Average | |
|------------|-----------|-------|-------|-------|-------|-------|-------|-------|-----|----|-----|----|-----|----|--------------|-------|
| | NB | SB | NB | SB | NB | SB | NB | SB | NB | SB | NB | SB | NB | SB | NB | SB |
| 12:00 AM | 44 | 8 | 39 | 11 | 48 | 13 | 33 | 18 | * | * | * | * | * | * | 41 | 12 |
| 01:00 | 22 | 11 | 25 | 6 | 27 | 6 | 23 | 16 | * | * | * | * | * | * | 24 | 10 |
| 02:00 | 30 | 0 | 18 | 3 | 16 | 5 | 15 | 5 | * | * | * | * | * | * | 20 | 3 |
| 03:00 | 26 | 2 | 11 | 8 | 15 | 0 | 16 | 7 | * | * | * | * | * | * | 17 | 4 |
| 04:00 | 37 | 2 | 49 | 2 | 42 | 2 | 36 | 2 | * | * | * | * | * | * | 41 | 2 |
| 05:00 | 90 | 27 | 105 | 29 | 90 | 29 | 76 | 37 | * | * | * | * | * | * | 90 | 30 |
| 06:00 | 227 | 52 | 242 | 48 | 231 | 75 | 221 | 100 | * | * | * | * | * | * | 230 | 69 |
| 07:00 | 462 | 142 | 456 | 169 | 504 | 141 | 457 | 202 | * | * | * | * | * | * | 470 | 164 |
| 08:00 | 609 | 313 | 502 | 301 | 524 | 250 | * | * | * | * | * | * | * | * | 545 | 288 |
| 09:00 | 575 | 336 | 531 | 413 | 588 | 305 | * | * | * | * | * | * | * | * | 565 | 351 |
| 10:00 | 629 | 480 | 574 | 441 | 590 | 405 | * | * | * | * | * | * | * | * | 598 | 442 |
| 11:00 | 718 | 538 | 652 | 443 | 707 | 526 | * | * | * | * | * | * | * | * | 692 | 502 |
| 12:00 PM | 685 | 536 | 594 | 480 | 691 | 521 | * | * | * | * | * | * | * | * | 657 | 512 |
| 01:00 | 607 | 508 | 577 | 444 | 686 | 587 | * | * | * | * | * | * | * | * | 623 | 513 |
| 02:00 | 631 | 593 | 680 | 494 | 666 | 564 | * | * | * | * | * | * | * | * | 659 | 550 |
| 03:00 | 574 | 590 | 658 | 572 | 649 | 639 | * | * | * | * | * | * | * | * | 627 | 600 |
| 04:00 | 620 | 667 | 628 | 580 | 675 | 617 | * | * | * | * | * | * | * | * | 641 | 621 |
| 05:00 | 658 | 566 | 677 | 512 | 675 | 653 | * | * | * | * | * | * | * | * | 670 | 577 |
| 06:00 | 474 | 518 | 566 | 400 | 562 | 454 | * | * | * | * | * | * | * | * | 534 | 457 |
| 07:00 | 484 | 253 | 522 | 237 | 542 | 279 | * | * | * | * | * | * | * | * | 516 | 256 |
| 08:00 | 352 | 184 | 381 | 145 | 422 | 204 | * | * | * | * | * | * | * | * | 385 | 178 |
| 09:00 | 247 | 79 | 232 | 107 | 279 | 128 | * | * | * | * | * | * | * | * | 253 | 105 |
| 10:00 | 146 | 53 | 140 | 52 | 152 | 89 | * | * | * | * | * | * | * | * | 146 | 65 |
| 11:00 | 95 | 33 | 93 | 36 | 102 | 40 | * | * | * | * | * | * | * | * | 97 | 36 |
| Lane | 9042 | 6491 | 8952 | 5933 | 9483 | 6532 | 877 | 387 | 0 | 0 | 0 | 0 | 0 | 0 | 9141 | 6347 |
| Day | 15533 | | 14885 | | 16015 | | 1264 | | 0 | | 0 | | 0 | | 15488 | |
| AM Peak | 11:00 | 11:00 | 11:00 | 11:00 | 11:00 | 11:00 | 07:00 | 07:00 | - | - | - | - | - | - | 11:00 | 11:00 |
| Vol. | 718 | 538 | 652 | 443 | 707 | 526 | 457 | 202 | - | - | - | - | - | - | 692 | 502 |
| PM Peak | 12:00 | 16:00 | 14:00 | 16:00 | 12:00 | 17:00 | - | - | - | - | - | - | - | - | 17:00 | 16:00 |
| Vol. | 685 | 667 | 680 | 580 | 691 | 653 | - | - | - | - | - | - | - | - | 670 | 621 |

| | | | | | | | | |
|-------------|------------|-------------|-------|-------|-------|-------|-------|-------|
| Comb. Total | 15533 | 14885 | 29345 | 17945 | 18823 | 18081 | 15620 | 32544 |
| ADT | ADT 16,491 | AADT 16,491 | | | | | | |

City of San Clemente

Engineering Division

El Camino Real Traffic Data
 Prior to El Camino Real Bicycle Route PN 13308

El Camino Real N. San ClementeP
 Site Code: ECRnSAN
 Date Start: 09-Dec-16
 Date End: 15-Dec-16
 Camino San Clemente
 Palm Drive

| Start Time | 05-Dec-16 | | Tue | | Wed | | Thu | | Fri | | Sat | | Sun | | Week Average | | |
|------------|-----------|----|-----|----|-----|----|-----|----|-----|------------|------------|------------|------------|------------|--------------|------------|------------|
| | SB | NB | SB | NB | SB | NB | SB | NB | SB | NB | SB | NB | SB | NB | SB | NB | |
| 12:00 AM | * | * | * | * | * | * | * | * | * | * | 69 | 52 | 95 | 85 | 82 | 68 | |
| 01:00 | * | * | * | * | * | * | * | * | * | * | 52 | 24 | 52 | 38 | 52 | 31 | |
| 02:00 | * | * | * | * | * | * | * | * | * | * | 29 | 31 | 31 | 43 | 30 | 37 | |
| 03:00 | * | * | * | * | * | * | * | * | * | * | 18 | 17 | 24 | 14 | 21 | 16 | |
| 04:00 | * | * | * | * | * | * | * | * | * | * | 22 | 14 | 32 | 15 | 27 | 14 | |
| 05:00 | * | * | * | * | * | * | * | * | * | * | 40 | 22 | 23 | 17 | 32 | 20 | |
| 06:00 | * | * | * | * | * | * | * | * | * | * | 106 | 71 | 63 | 61 | 84 | 66 | |
| 07:00 | * | * | * | * | * | * | * | * | * | * | 255 | 115 | 181 | 132 | 218 | 124 | |
| 08:00 | * | * | * | * | * | * | * | * | * | * | 373 | 201 | 270 | 178 | 322 | 190 | |
| 09:00 | * | * | * | * | * | * | * | * | * | * | 501 | 338 | 446 | 283 | 474 | 310 | |
| 10:00 | * | * | * | * | * | * | * | * | * | 553 | 359 | 585 | 357 | 520 | 352 | 553 | 356 |
| 11:00 | * | * | * | * | * | * | * | * | * | 631 | 436 | 666 | 441 | 557 | 391 | 618 | 423 |
| 12:00 PM | * | * | * | * | * | * | * | * | * | 609 | 428 | 624 | 514 | 589 | 456 | 607 | 466 |
| 01:00 | * | * | * | * | * | * | * | * | * | 693 | 418 | 615 | 638 | 612 | 489 | 640 | 515 |
| 02:00 | * | * | * | * | * | * | * | * | * | 754 | 494 | 641 | 476 | 560 | 432 | 652 | 467 |
| 03:00 | * | * | * | * | * | * | * | * | * | 750 | 443 | 629 | 397 | 567 | 397 | 649 | 412 |
| 04:00 | * | * | * | * | * | * | * | * | * | 770 | 446 | 629 | 503 | 564 | 383 | 654 | 444 |
| 05:00 | * | * | * | * | * | * | * | * | * | 645 | 375 | 470 | 532 | 449 | 299 | 521 | 402 |
| 06:00 | * | * | * | * | * | * | * | * | * | 470 | 282 | 374 | 386 | 313 | 211 | 386 | 293 |
| 07:00 | * | * | * | * | * | * | * | * | * | 352 | 198 | 289 | 202 | 247 | 171 | 296 | 190 |
| 08:00 | * | * | * | * | * | * | * | * | * | 316 | 154 | 296 | 127 | 198 | 118 | 270 | 133 |
| 09:00 | * | * | * | * | * | * | * | * | * | 264 | 121 | 305 | 100 | 151 | 97 | 240 | 106 |
| 10:00 | * | * | * | * | * | * | * | * | * | 238 | 103 | 218 | 116 | 91 | 47 | 182 | 89 |
| 11:00 | * | * | * | * | * | * | * | * | * | 145 | 69 | 170 | 120 | 74 | 31 | 130 | 73 |
| Lane Day | 0 | 0 | 0 | 0 | 0 | 0 | 0 | 0 | 0 | 7190 | 4326 | 7976 | 5794 | 6709 | 4740 | 7740 | 5245 |
| AM Peak | - | - | - | - | - | - | - | - | - | 11:00 | 11:00 | 11:00 | 11:00 | 11:00 | 11:00 | 11:00 | 11:00 |
| Vol. | - | - | - | - | - | - | - | - | - | 631 | 436 | 666 | 441 | 557 | 391 | 618 | 423 |
| PM Peak | - | - | - | - | - | - | - | - | - | 16:00 | 14:00 | 14:00 | 13:00 | 13:00 | 13:00 | 16:00 | 13:00 |
| Vol. | - | - | - | - | - | - | - | - | - | 770 | 494 | 641 | 638 | 612 | 489 | 654 | 515 |

City of San Clemente

Engineering Division

El Camino Real Traffic Data
 Prior to El Camino Real Bicycle Route PN 13308

El Camino Real N. San ClementeP
 Site Code: ECRnSAN
 Date Start: 09-Dec-16
 Date End: 15-Dec-16
 Camino San Clemente
 Palm Drive

| Start Time | 12-Dec-16 | | Tue | | Wed | | Thu | | Fri | | Sat | | Sun | | Week Average | |
|------------|------------|------------|-------------|------------|------------|-----------|------------|-----------|-----|----|-----|----|-----|------------|--------------|-------|
| | SB | NB | SB | NB | SB | NB | SB | NB | SB | NB | SB | NB | SB | NB | SB | NB |
| 12:00 AM | 42 | 21 | 43 | 32 | 97 | 1 | 92 | 0 | * | * | * | * | * | * | 68 | 14 |
| 01:00 | 25 | 10 | 22 | 16 | 44 | 0 | 54 | 0 | * | * | * | * | * | * | 36 | 6 |
| 02:00 | 13 | 16 | 24 | 16 | 41 | 0 | 40 | 1 | * | * | * | * | * | * | 30 | 8 |
| 03:00 | 9 | 11 | 14 | 14 | 40 | 0 | 28 | 0 | * | * | * | * | * | * | 23 | 6 |
| 04:00 | 38 | 25 | 26 | 22 | 62 | 0 | 56 | 0 | * | * | * | * | * | * | 46 | 12 |
| 05:00 | 59 | 48 | 58 | 38 | 112 | 0 | 115 | 0 | * | * | * | * | * | * | 86 | 22 |
| 06:00 | 200 | 144 | 184 | 160 | 318 | 11 | 301 | 1 | * | * | * | * | * | * | 251 | 79 |
| 07:00 | 467 | 319 | 485 | 312 | 730 | 29 | 692 | 17 | * | * | * | * | * | * | 594 | 169 |
| 08:00 | 512 | 413 | 468 | 402 | 746 | 44 | * | * | * | * | * | * | * | * | 575 | 286 |
| 09:00 | 479 | 332 | 502 | 381 | 712 | 36 | * | * | * | * | * | * | * | * | 564 | 250 |
| 10:00 | 541 | 377 | 555 | 467 | 800 | 40 | * | * | * | * | * | * | * | * | 632 | 295 |
| 11:00 | 601 | 678 | 565 | 583 | 804 | 46 | * | * | * | * | * | * | * | 657 | 436 | |
| 12:00 PM | 574 | 468 | 660 | 424 | 848 | 67 | * | * | * | * | * | * | * | 694 | 320 | |
| 01:00 | 646 | 425 | 633 | 360 | 918 | 47 | * | * | * | * | * | * | * | * | 732 | 277 |
| 02:00 | 652 | 468 | 918 | 253 | 893 | 54 | * | * | * | * | * | * | * | * | 821 | 258 |
| 03:00 | 669 | 442 | 1037 | 124 | 952 | 53 | * | * | * | * | * | * | * | * | 886 | 206 |
| 04:00 | 679 | 458 | 992 | 90 | 983 | 50 | * | * | * | * | * | * | * | * | 885 | 199 |
| 05:00 | 607 | 377 | 824 | 47 | 907 | 33 | * | * | * | * | * | * | * | * | 779 | 152 |
| 06:00 | 448 | 226 | 664 | 36 | 688 | 14 | * | * | * | * | * | * | * | * | 600 | 92 |
| 07:00 | 335 | 161 | 494 | 21 | 528 | 18 | * | * | * | * | * | * | * | * | 452 | 67 |
| 08:00 | 220 | 133 | 427 | 12 | 410 | 8 | * | * | * | * | * | * | * | * | 352 | 51 |
| 09:00 | 195 | 89 | 295 | 6 | 337 | 3 | * | * | * | * | * | * | * | * | 276 | 33 |
| 10:00 | 128 | 83 | 251 | 2 | 286 | 1 | * | * | * | * | * | * | * | * | 222 | 29 |
| 11:00 | 79 | 44 | 148 | 0 | 198 | 0 | * | * | * | * | * | * | * | * | 142 | 15 |
| Lane Day | 8218 | 5768 | 10289 | 3818 | 12454 | 555 | 1378 | 19 | 0 | 0 | 0 | 0 | 0 | 0 | 10403 | 3282 |
| | 13986 | | 14107 | | 13009 | | 1397 | | 0 | | 0 | | 0 | | 13685 | |
| AM Peak | 11:00 | 11:00 | 11:00 | 11:00 | 11:00 | 11:00 | 07:00 | 07:00 | - | - | - | - | - | - | 11:00 | 11:00 |
| Vol. | 601 | 678 | 565 | 583 | 804 | 46 | 692 | 17 | - | - | - | - | - | - | 657 | 436 |
| PM Peak | 16:00 | 12:00 | 15:00 | 12:00 | 16:00 | 12:00 | - | - | - | - | - | - | - | - | 15:00 | 12:00 |
| Vol. | 679 | 468 | 1037 | 424 | 983 | 67 | - | - | - | - | - | - | - | - | 886 | 320 |

| | | | | | | | | |
|-------------|------------|-------------|-------|------|-------|-------|-------|-------|
| Comb. Total | 13986 | 14107 | 13009 | 1397 | 11516 | 13770 | 11449 | 26670 |
| ADT | ADT 13,460 | AADT 13,460 | | | | | | |



City of San Clemente

Engineering Division

Site Code: NBECRBAR
ECR at Barcelona NB

Weather: Sunny, Clear
Collected by: Jane M.
Location: Northbound El Camino Real at Barcelona

Date Start: 03-Oct-12
Date End: 10-Oct-12
Date Printed: 10-Oct-12

| Start Time | 03-Oct-12 Wed | NB THRU | NB LT | Total |
|------------|------------------|---------|-------|-------|
| 12:00 AM | | * | * | * |
| 12:15 | | * | * | * |
| 12:30 | | * | * | * |
| 12:45 | | * | * | * |
| 01:00 | | * | * | * |
| 01:15 | | * | * | * |
| 01:30 | | * | * | * |
| 01:45 | | * | * | * |
| 02:00 | | * | * | * |
| 02:15 | | * | * | * |
| 02:30 | | * | * | * |
| 02:45 | | * | * | * |
| 03:00 | | * | * | * |
| 03:15 | | * | * | * |
| 03:30 | | * | * | * |
| 03:45 | | * | * | * |
| 04:00 | | * | * | * |
| 04:15 | | * | * | * |
| 04:30 | | * | * | * |
| 04:45 | | * | * | * |
| 05:00 | | * | * | * |
| 05:15 | | * | * | * |
| 05:30 | | * | * | * |
| 05:45 | | * | * | * |
| 06:00 | | * | * | * |
| 06:15 | | * | * | * |
| 06:30 | | * | * | * |
| 06:45 | | * | * | * |
| 07:00 | | * | * | * |
| 07:15 | | * | * | * |
| 07:30 | | * | * | * |
| 07:45 | | * | * | * |
| 08:00 | | * | * | * |
| 08:15 | | * | * | * |
| 08:30 | | * | * | * |
| 08:45 | | * | * | * |
| 09:00 | | * | * | * |
| 09:15 | | * | * | * |
| 09:30 | | * | * | * |
| 09:45 | | * | * | * |
| 10:00 | | 104 | 3 | 107 |
| 10:15 | | 82 | 4 | 86 |
| 10:30 | | 109 | 2 | 111 |
| 10:45 | | 102 | 2 | 104 |
| 11:00 | | 97 | 5 | 102 |
| 11:15 | | 115 | 3 | 118 |
| 11:30 | | 111 | 4 | 115 |
| 11:45 | | 124 | 5 | 129 |
| Total | | 844 | 28 | 872 |
| Percent | | 96.8% | 3.2% | |
| Peak | | 11:00 | 11:00 | 11:00 |
| Vol. | | 447 | 17 | 464 |
| P.H.F. | | 0.901 | 0.850 | 0.899 |



City of San Clemente

Engineering Division

Site Code: NBECRBAR
ECR at Barcelona NB

Weather: Sunny, Clear
Collected by: Jane M.
Location: Northbound El Camino Real at Barcelona

Date Start: 03-Oct-12
Date End: 10-Oct-12
Date Printed: 10-Oct-12

| Start Time | 03-Oct-12 Wed | NB THRU | NB LT | Total |
|------------|------------------|---------|-------|-------|
| 12:00 PM | | 138 | 4 | 142 |
| 12:15 | | 120 | 4 | 124 |
| 12:30 | | 105 | 3 | 108 |
| 12:45 | | 123 | 2 | 125 |
| 01:00 | | 111 | 1 | 112 |
| 01:15 | | 113 | 4 | 117 |
| 01:30 | | 92 | 1 | 93 |
| 01:45 | | 109 | 3 | 112 |
| 02:00 | | 107 | 3 | 110 |
| 02:15 | | 121 | 4 | 125 |
| 02:30 | | 121 | 1 | 122 |
| 02:45 | | 129 | 4 | 133 |
| 03:00 | | 105 | 2 | 107 |
| 03:15 | | 116 | 1 | 117 |
| 03:30 | | 102 | 4 | 106 |
| 03:45 | | 124 | 2 | 126 |
| 04:00 | | 105 | 2 | 107 |
| 04:15 | | 115 | 4 | 119 |
| 04:30 | | 110 | 2 | 112 |
| 04:45 | | 114 | 6 | 120 |
| 05:00 | | 126 | 4 | 130 |
| 05:15 | | 146 | 8 | 154 |
| 05:30 | | 118 | 7 | 125 |
| 05:45 | | 129 | 5 | 134 |
| 06:00 | | 113 | 7 | 120 |
| 06:15 | | 98 | 6 | 104 |
| 06:30 | | 81 | 3 | 84 |
| 06:45 | | 85 | 4 | 89 |
| 07:00 | | 90 | 8 | 98 |
| 07:15 | | 86 | 3 | 89 |
| 07:30 | | 67 | 3 | 70 |
| 07:45 | | 67 | 2 | 69 |
| 08:00 | | 58 | 3 | 61 |
| 08:15 | | 49 | 3 | 52 |
| 08:30 | | 53 | 3 | 56 |
| 08:45 | | 34 | 2 | 36 |
| 09:00 | | 37 | 0 | 37 |
| 09:15 | | 35 | 4 | 39 |
| 09:30 | | 27 | 3 | 30 |
| 09:45 | | 25 | 0 | 25 |
| 10:00 | | 32 | 0 | 32 |
| 10:15 | | 27 | 2 | 29 |
| 10:30 | | 25 | 0 | 25 |
| 10:45 | | 18 | 0 | 18 |
| 11:00 | | 12 | 0 | 12 |
| 11:15 | | 22 | 2 | 24 |
| 11:30 | | 14 | 0 | 14 |
| 11:45 | | 13 | 0 | 13 |
| Total | | 3967 | 139 | 4106 |
| Percent | | 96.6% | 3.4% | |
| Peak | | 17:00 | 17:15 | 17:00 |
| Vol. | | 519 | 27 | 543 |
| P.H.F. | | 0.889 | 0.844 | 0.881 |



City of San Clemente

Engineering Division

Weather: Sunny, Clear
 Collected by: Jane M.
 Location: Northbound El Camino Real at Barcelona

Site Code: NBECRBAR
 ECR at Barcelona NB

Date Start: 03-Oct-12
 Date End: 10-Oct-12
 Date Printed: 10-Oct-12

| Start Time | 04-Oct-12 Thu | NB THRU | NB LT | Total |
|------------|---------------|---------|-------|-------|
| 12:00 AM | | 11 | 0 | 11 |
| 12:15 | | 14 | 0 | 14 |
| 12:30 | | 4 | 0 | 4 |
| 12:45 | | 6 | 0 | 6 |
| 01:00 | | 7 | 1 | 8 |
| 01:15 | | 5 | 0 | 5 |
| 01:30 | | 5 | 0 | 5 |
| 01:45 | | 4 | 0 | 4 |
| 02:00 | | 4 | 0 | 4 |
| 02:15 | | 3 | 0 | 3 |
| 02:30 | | 4 | 0 | 4 |
| 02:45 | | 3 | 0 | 3 |
| 03:00 | | 6 | 0 | 6 |
| 03:15 | | 1 | 0 | 1 |
| 03:30 | | 5 | 0 | 5 |
| 03:45 | | 0 | 0 | 0 |
| 04:00 | | 2 | 0 | 2 |
| 04:15 | | 3 | 0 | 3 |
| 04:30 | | 7 | 1 | 8 |
| 04:45 | | 9 | 1 | 10 |
| 05:00 | | 10 | 0 | 10 |
| 05:15 | | 20 | 0 | 20 |
| 05:30 | | 21 | 0 | 21 |
| 05:45 | | 31 | 1 | 32 |
| 06:00 | | 36 | 1 | 37 |
| 06:15 | | 41 | 2 | 43 |
| 06:30 | | 43 | 0 | 43 |
| 06:45 | | 68 | 2 | 70 |
| 07:00 | | 63 | 3 | 66 |
| 07:15 | | 62 | 1 | 63 |
| 07:30 | | 80 | 2 | 82 |
| 07:45 | | 103 | 4 | 107 |
| 08:00 | | 95 | 5 | 100 |
| 08:15 | | 105 | 4 | 109 |
| 08:30 | | 100 | 4 | 104 |
| 08:45 | | 85 | 3 | 88 |
| 09:00 | | 97 | 4 | 101 |
| 09:15 | | 101 | 2 | 103 |
| 09:30 | | 93 | 3 | 96 |
| 09:45 | | 100 | 3 | 103 |
| 10:00 | | 95 | 4 | 99 |
| 10:15 | | 85 | 6 | 91 |
| 10:30 | | 119 | 2 | 121 |
| 10:45 | | 119 | 2 | 121 |
| 11:00 | | 99 | 4 | 103 |
| 11:15 | | 102 | 5 | 107 |
| 11:30 | | 114 | 2 | 116 |
| 11:45 | | 118 | 6 | 124 |
| Total | | 2308 | 78 | 2386 |
| Percent | | 96.7% | 3.3% | |
| Peak | | 10:30 | 07:45 | 10:30 |
| Vol. | | 439 | 17 | 452 |
| P.H.F. | | 0.922 | 0.850 | 0.934 |



City of San Clemente

Engineering Division

Weather: Sunny, Clear
 Collected by: Jane M.
 Location: Northbound El Camino Real at Barcelona

Site Code: NBECRBAR
 ECR at Barcelona NB

Date Start: 03-Oct-12
 Date End: 10-Oct-12
 Date Printed: 10-Oct-12

| Start Time | 04-Oct-12 Thu | NB THRU | NB LT | Total |
|------------|---------------|---------|-------|-------|
| 12:00 PM | | 139 | 5 | 144 |
| 12:15 | | 133 | 1 | 134 |
| 12:30 | | 103 | 2 | 105 |
| 12:45 | | 120 | 2 | 122 |
| 01:00 | | 107 | 0 | 107 |
| 01:15 | | 124 | 3 | 127 |
| 01:30 | | 119 | 2 | 121 |
| 01:45 | | 116 | 2 | 118 |
| 02:00 | | 116 | 3 | 119 |
| 02:15 | | 112 | 4 | 116 |
| 02:30 | | 111 | 2 | 113 |
| 02:45 | | 107 | 6 | 113 |
| 03:00 | | 124 | 1 | 125 |
| 03:15 | | 120 | 3 | 123 |
| 03:30 | | 112 | 1 | 113 |
| 03:45 | | 131 | 3 | 134 |
| 04:00 | | 97 | 4 | 101 |
| 04:15 | | 108 | 1 | 109 |
| 04:30 | | 108 | 2 | 110 |
| 04:45 | | 116 | 3 | 119 |
| 05:00 | | 125 | 5 | 130 |
| 05:15 | | 115 | 5 | 120 |
| 05:30 | | 102 | 6 | 108 |
| 05:45 | | 149 | 7 | 156 |
| 06:00 | | 109 | 5 | 114 |
| 06:15 | | 111 | 9 | 120 |
| 06:30 | | 92 | 8 | 100 |
| 06:45 | | 104 | 3 | 107 |
| 07:00 | | 99 | 4 | 103 |
| 07:15 | | 84 | 5 | 89 |
| 07:30 | | 85 | 2 | 87 |
| 07:45 | | 65 | 5 | 70 |
| 08:00 | | 61 | 2 | 63 |
| 08:15 | | 70 | 2 | 72 |
| 08:30 | | 58 | 3 | 61 |
| 08:45 | | 41 | 3 | 44 |
| 09:00 | | 44 | 1 | 45 |
| 09:15 | | 40 | 1 | 41 |
| 09:30 | | 45 | 1 | 46 |
| 09:45 | | 22 | 0 | 22 |
| 10:00 | | 27 | 3 | 30 |
| 10:15 | | 40 | 2 | 42 |
| 10:30 | | 21 | 2 | 23 |
| 10:45 | | 21 | 0 | 21 |
| 11:00 | | 22 | 0 | 22 |
| 11:15 | | 17 | 1 | 18 |
| 11:30 | | 15 | 0 | 15 |
| 11:45 | | 19 | 0 | 19 |
| Total | | 4126 | 135 | 4261 |
| Percent | | 96.8% | 3.2% | |
| Peak | | 12:00 | 17:45 | 17:00 |
| Vol. | | 495 | 29 | 514 |
| P.H.F. | | 0.890 | 0.806 | 0.824 |



City of San Clemente

Engineering Division

Weather: Sunny, Clear
 Collected by: Jane M.
 Location: Northbound El Camino Real at Barcelona

Site Code: NBECRBAR
 ECR at Barcelona NB

Date Start: 03-Oct-12
 Date End: 10-Oct-12
 Date Printed: 10-Oct-12

| Start Time | 05-Oct-12 Fri | NB THRU | NB LT | Total |
|----------------|------------------|--------------|--------------|--------------|
| 12:00 AM | | 11 | 1 | 12 |
| 12:15 | | 8 | 0 | 8 |
| 12:30 | | 12 | 0 | 12 |
| 12:45 | | 4 | 0 | 4 |
| 01:00 | | 5 | 0 | 5 |
| 01:15 | | 1 | 1 | 2 |
| 01:30 | | 2 | 0 | 2 |
| 01:45 | | 11 | 0 | 11 |
| 02:00 | | 4 | 0 | 4 |
| 02:15 | | 3 | 0 | 3 |
| 02:30 | | 5 | 0 | 5 |
| 02:45 | | 0 | 0 | 0 |
| 03:00 | | 2 | 0 | 2 |
| 03:15 | | 2 | 0 | 2 |
| 03:30 | | 3 | 0 | 3 |
| 03:45 | | 5 | 0 | 5 |
| 04:00 | | 2 | 0 | 2 |
| 04:15 | | 7 | 1 | 8 |
| 04:30 | | 6 | 0 | 6 |
| 04:45 | | 15 | 0 | 15 |
| 05:00 | | 9 | 0 | 9 |
| 05:15 | | 16 | 0 | 16 |
| 05:30 | | 21 | 0 | 21 |
| 05:45 | | 22 | 2 | 24 |
| 06:00 | | 49 | 0 | 49 |
| 06:15 | | 38 | 2 | 40 |
| 06:30 | | 44 | 1 | 45 |
| 06:45 | | 62 | 4 | 66 |
| 07:00 | | 59 | 2 | 61 |
| 07:15 | | 65 | 2 | 67 |
| 07:30 | | 110 | 7 | 117 |
| 07:45 | | 123 | 5 | 128 |
| 08:00 | | 108 | 8 | 116 |
| 08:15 | | 112 | 3 | 115 |
| 08:30 | | 102 | 8 | 110 |
| 08:45 | | 130 | 10 | 140 |
| 09:00 | | 93 | 6 | 99 |
| 09:15 | | 127 | 6 | 133 |
| 09:30 | | 94 | 5 | 99 |
| 09:45 | | 107 | 4 | 111 |
| 10:00 | | 104 | 2 | 106 |
| 10:15 | | 108 | 5 | 113 |
| 10:30 | | 84 | 1 | 85 |
| 10:45 | | 118 | 6 | 124 |
| 11:00 | | 97 | 6 | 103 |
| 11:15 | | 133 | 4 | 137 |
| 11:30 | | 137 | 3 | 140 |
| 11:45 | | 122 | 6 | 128 |
| Total | | 2502 | 111 | 2613 |
| Percent | | 95.8% | 4.2% | |
| Peak | | 11:00 | 08:30 | 11:00 |
| Vol. | | 489 | 30 | 508 |
| P.H.F. | | 0.892 | 0.750 | 0.907 |



City of San Clemente

Engineering Division

Weather: Sunny, Clear
 Collected by: Jane M.
 Location: Northbound El Camino Real at Barcelona

Site Code: NBECRBAR
 ECR at Barcelona NB

Date Start: 03-Oct-12
 Date End: 10-Oct-12
 Date Printed: 10-Oct-12

| Start Time | 05-Oct-12 Fri | NB THRU | NB LT | Total |
|----------------|------------------|--------------|--------------|--------------|
| 12:00 PM | | 125 | 6 | 131 |
| 12:15 | | 122 | 2 | 124 |
| 12:30 | | 102 | 3 | 105 |
| 12:45 | | 122 | 2 | 124 |
| 01:00 | | 123 | 1 | 124 |
| 01:15 | | 97 | 4 | 101 |
| 01:30 | | 122 | 3 | 125 |
| 01:45 | | 114 | 1 | 115 |
| 02:00 | | 108 | 2 | 110 |
| 02:15 | | 134 | 2 | 136 |
| 02:30 | | 128 | 1 | 129 |
| 02:45 | | 105 | 2 | 107 |
| 03:00 | | 110 | 1 | 111 |
| 03:15 | | 117 | 4 | 121 |
| 03:30 | | 171 | 2 | 173 |
| 03:45 | | 182 | 2 | 184 |
| 04:00 | | 148 | 6 | 154 |
| 04:15 | | 153 | 5 | 158 |
| 04:30 | | 124 | 8 | 132 |
| 04:45 | | 114 | 5 | 119 |
| 05:00 | | 130 | 6 | 136 |
| 05:15 | | 145 | 11 | 156 |
| 05:30 | | 138 | 8 | 146 |
| 05:45 | | 111 | 4 | 115 |
| 06:00 | | 121 | 6 | 127 |
| 06:15 | | 94 | 8 | 102 |
| 06:30 | | 116 | 5 | 121 |
| 06:45 | | 101 | 4 | 105 |
| 07:00 | | 116 | 6 | 122 |
| 07:15 | | 120 | 5 | 125 |
| 07:30 | | 79 | 3 | 82 |
| 07:45 | | 76 | 3 | 79 |
| 08:00 | | 59 | 3 | 62 |
| 08:15 | | 69 | 2 | 71 |
| 08:30 | | 50 | 1 | 51 |
| 08:45 | | 68 | 1 | 69 |
| 09:00 | | 43 | 4 | 47 |
| 09:15 | | 66 | 2 | 68 |
| 09:30 | | 33 | 2 | 35 |
| 09:45 | | 44 | 0 | 44 |
| 10:00 | | 39 | 2 | 41 |
| 10:15 | | 43 | 1 | 44 |
| 10:30 | | 31 | 2 | 33 |
| 10:45 | | 32 | 0 | 32 |
| 11:00 | | 32 | 1 | 33 |
| 11:15 | | 20 | 0 | 20 |
| 11:30 | | 26 | 1 | 27 |
| 11:45 | | 20 | 1 | 21 |
| Total | | 4543 | 154 | 4697 |
| Percent | | 96.7% | 3.3% | |
| Peak | | 15:30 | 16:30 | 15:30 |
| Vol. | | 654 | 30 | 669 |
| P.H.F. | | 0.898 | 0.682 | 0.909 |



City of San Clemente

Engineering Division

Weather: Sunny, Clear
 Collected by: Jane M.
 Location: Northbound El Camino Real at Barcelona

Site Code: NBECRBAR
 ECR at Barcelona NB

Date Start: 03-Oct-12
 Date End: 10-Oct-12
 Date Printed: 10-Oct-12

| Start Time | 06-Oct-12 Sat | NB THRU | NB LT | Total |
|------------|---------------|---------|-------|-------|
| 12:00 AM | | 20 | 0 | 20 |
| 12:15 | | 17 | 1 | 18 |
| 12:30 | | 14 | 1 | 15 |
| 12:45 | | 19 | 0 | 19 |
| 01:00 | | 12 | 1 | 13 |
| 01:15 | | 4 | 1 | 5 |
| 01:30 | | 10 | 1 | 11 |
| 01:45 | | 17 | 0 | 17 |
| 02:00 | | 14 | 1 | 15 |
| 02:15 | | 9 | 1 | 10 |
| 02:30 | | 7 | 0 | 7 |
| 02:45 | | 8 | 0 | 8 |
| 03:00 | | 7 | 0 | 7 |
| 03:15 | | 4 | 0 | 4 |
| 03:30 | | 2 | 0 | 2 |
| 03:45 | | 1 | 0 | 1 |
| 04:00 | | 4 | 0 | 4 |
| 04:15 | | 4 | 0 | 4 |
| 04:30 | | 5 | 0 | 5 |
| 04:45 | | 7 | 3 | 10 |
| 05:00 | | 2 | 0 | 2 |
| 05:15 | | 6 | 0 | 6 |
| 05:30 | | 6 | 0 | 6 |
| 05:45 | | 12 | 2 | 14 |
| 06:00 | | 26 | 0 | 26 |
| 06:15 | | 25 | 1 | 26 |
| 06:30 | | 27 | 1 | 28 |
| 06:45 | | 44 | 3 | 47 |
| 07:00 | | 26 | 3 | 29 |
| 07:15 | | 46 | 1 | 47 |
| 07:30 | | 55 | 2 | 57 |
| 07:45 | | 67 | 3 | 70 |
| 08:00 | | 66 | 2 | 68 |
| 08:15 | | 91 | 5 | 96 |
| 08:30 | | 98 | 5 | 103 |
| 08:45 | | 103 | 4 | 107 |
| 09:00 | | 122 | 5 | 127 |
| 09:15 | | 99 | 2 | 101 |
| 09:30 | | 102 | 3 | 105 |
| 09:45 | | 125 | 1 | 126 |
| 10:00 | | 124 | 7 | 131 |
| 10:15 | | 131 | 1 | 132 |
| 10:30 | | 145 | 6 | 151 |
| 10:45 | | 150 | 7 | 157 |
| 11:00 | | 138 | 7 | 145 |
| 11:15 | | 130 | 1 | 131 |
| 11:30 | | 141 | 4 | 145 |
| 11:45 | | 154 | 1 | 155 |
| Total | | 2446 | 87 | 2533 |
| Percent | | 96.6% | 3.4% | |
| Peak | | 10:15 | 10:00 | 10:15 |
| Vol. | | 564 | 21 | 585 |
| P.H.F. | | 0.940 | 0.750 | 0.932 |



City of San Clemente

Engineering Division

Weather: Sunny, Clear
Collected by: Jane M.
Location: Northbound El Camino Real at Barcelona

Site Code: NBECRBAR
ECR at Barcelona NB

Date Start: 03-Oct-12
Date End: 10-Oct-12
Date Printed: 10-Oct-12

| Start Time | 06-Oct-12 Sat | NB THRU | NB LT | Total |
|------------|---------------|---------|-------|-------|
| 12:00 PM | | 135 | 2 | 137 |
| 12:15 | | 126 | 1 | 127 |
| 12:30 | | 136 | 4 | 140 |
| 12:45 | | 152 | 1 | 153 |
| 01:00 | | 154 | 5 | 159 |
| 01:15 | | 117 | 2 | 119 |
| 01:30 | | 136 | 4 | 140 |
| 01:45 | | 133 | 2 | 135 |
| 02:00 | | 136 | 3 | 139 |
| 02:15 | | 126 | 1 | 127 |
| 02:30 | | 98 | 3 | 101 |
| 02:45 | | 125 | 2 | 127 |
| 03:00 | | 114 | 1 | 115 |
| 03:15 | | 86 | 1 | 87 |
| 03:30 | | 126 | 3 | 129 |
| 03:45 | | 122 | 3 | 125 |
| 04:00 | | 97 | 3 | 100 |
| 04:15 | | 91 | 3 | 94 |
| 04:30 | | 115 | 5 | 120 |
| 04:45 | | 104 | 3 | 107 |
| 05:00 | | 91 | 4 | 95 |
| 05:15 | | 97 | 2 | 99 |
| 05:30 | | 110 | 4 | 114 |
| 05:45 | | 107 | 10 | 117 |
| 06:00 | | 100 | 2 | 102 |
| 06:15 | | 102 | 5 | 107 |
| 06:30 | | 82 | 3 | 85 |
| 06:45 | | 109 | 5 | 114 |
| 07:00 | | 92 | 3 | 95 |
| 07:15 | | 91 | 8 | 99 |
| 07:30 | | 74 | 3 | 77 |
| 07:45 | | 81 | 4 | 85 |
| 08:00 | | 66 | 4 | 70 |
| 08:15 | | 55 | 1 | 56 |
| 08:30 | | 52 | 4 | 56 |
| 08:45 | | 35 | 3 | 38 |
| 09:00 | | 47 | 3 | 50 |
| 09:15 | | 49 | 3 | 52 |
| 09:30 | | 51 | 3 | 54 |
| 09:45 | | 43 | 0 | 43 |
| 10:00 | | 36 | 2 | 38 |
| 10:15 | | 40 | 2 | 42 |
| 10:30 | | 26 | 2 | 28 |
| 10:45 | | 37 | 3 | 40 |
| 11:00 | | 28 | 1 | 29 |
| 11:15 | | 24 | 0 | 24 |
| 11:30 | | 23 | 1 | 24 |
| 11:45 | | 24 | 0 | 24 |
| Total | | 4201 | 137 | 4338 |
| Percent | | 96.8% | 3.2% | |
| Peak | | 12:15 | 17:30 | 12:15 |
| Vol. | | 568 | 21 | 579 |
| P.H.F. | | 0.922 | 0.525 | 0.910 |



City of San Clemente

Engineering Division

Weather: Sunny, Clear
 Collected by: Jane M.
 Location: Northbound El Camino Real at Barcelona

Site Code: NBECRBAR
 ECR at Barcelona NB

Date Start: 03-Oct-12
 Date End: 10-Oct-12
 Date Printed: 10-Oct-12

| Start Time | 07-Oct-12 Sun | NB THRU | NB LT | Total |
|------------|---------------|---------|-------|-------|
| 12:00 AM | | 25 | 1 | 26 |
| 12:15 | | 16 | 1 | 17 |
| 12:30 | | 19 | 2 | 21 |
| 12:45 | | 10 | 0 | 10 |
| 01:00 | | 11 | 0 | 11 |
| 01:15 | | 16 | 0 | 16 |
| 01:30 | | 9 | 0 | 9 |
| 01:45 | | 11 | 0 | 11 |
| 02:00 | | 8 | 0 | 8 |
| 02:15 | | 8 | 0 | 8 |
| 02:30 | | 7 | 0 | 7 |
| 02:45 | | 4 | 0 | 4 |
| 03:00 | | 5 | 1 | 6 |
| 03:15 | | 3 | 1 | 4 |
| 03:30 | | 4 | 0 | 4 |
| 03:45 | | 6 | 0 | 6 |
| 04:00 | | 1 | 0 | 1 |
| 04:15 | | 1 | 0 | 1 |
| 04:30 | | 4 | 0 | 4 |
| 04:45 | | 3 | 0 | 3 |
| 05:00 | | 3 | 0 | 3 |
| 05:15 | | 5 | 0 | 5 |
| 05:30 | | 18 | 0 | 18 |
| 05:45 | | 6 | 1 | 7 |
| 06:00 | | 14 | 0 | 14 |
| 06:15 | | 11 | 1 | 12 |
| 06:30 | | 28 | 0 | 28 |
| 06:45 | | 33 | 1 | 34 |
| 07:00 | | 43 | 1 | 44 |
| 07:15 | | 35 | 0 | 35 |
| 07:30 | | 50 | 1 | 51 |
| 07:45 | | 60 | 2 | 62 |
| 08:00 | | 68 | 1 | 69 |
| 08:15 | | 71 | 2 | 73 |
| 08:30 | | 85 | 2 | 87 |
| 08:45 | | 81 | 0 | 81 |
| 09:00 | | 85 | 2 | 87 |
| 09:15 | | 98 | 3 | 101 |
| 09:30 | | 106 | 1 | 107 |
| 09:45 | | 98 | 0 | 98 |
| 10:00 | | 86 | 0 | 86 |
| 10:15 | | 115 | 3 | 118 |
| 10:30 | | 136 | 9 | 145 |
| 10:45 | | 137 | 6 | 143 |
| 11:00 | | 128 | 3 | 131 |
| 11:15 | | 107 | 2 | 109 |
| 11:30 | | 95 | 2 | 97 |
| 11:45 | | 115 | 2 | 117 |
| Total | | 2088 | 51 | 2139 |
| Percent | | 97.6% | 2.4% | |
| Peak | | 10:15 | 10:15 | 10:15 |
| Vol. | | 516 | 21 | 537 |
| P.H.F. | | 0.942 | 0.583 | 0.926 |



City of San Clemente

Engineering Division

Weather: Sunny, Clear
 Collected by: Jane M.
 Location: Northbound El Camino Real at Barcelona

Site Code: NBECRBAR
 ECR at Barcelona NB

Date Start: 03-Oct-12
 Date End: 10-Oct-12
 Date Printed: 10-Oct-12

| Start Time | 07-Oct-12 Sun | NB THRU | NB LT | Total |
|----------------|---------------|--------------|--------------|--------------|
| 12:00 PM | | 123 | 2 | 125 |
| 12:15 | | 108 | 1 | 109 |
| 12:30 | | 120 | 1 | 121 |
| 12:45 | | 121 | 2 | 123 |
| 01:00 | | 130 | 1 | 131 |
| 01:15 | | 113 | 1 | 114 |
| 01:30 | | 121 | 1 | 122 |
| 01:45 | | 128 | 1 | 129 |
| 02:00 | | 167 | 2 | 169 |
| 02:15 | | 154 | 2 | 156 |
| 02:30 | | 163 | 2 | 165 |
| 02:45 | | 118 | 0 | 118 |
| 03:00 | | 106 | 1 | 107 |
| 03:15 | | 107 | 2 | 109 |
| 03:30 | | 86 | 2 | 88 |
| 03:45 | | 107 | 1 | 108 |
| 04:00 | | 95 | 2 | 97 |
| 04:15 | | 102 | 5 | 107 |
| 04:30 | | 98 | 1 | 99 |
| 04:45 | | 101 | 2 | 103 |
| 05:00 | | 107 | 3 | 110 |
| 05:15 | | 116 | 4 | 120 |
| 05:30 | | 106 | 2 | 108 |
| 05:45 | | 92 | 3 | 95 |
| 06:00 | | 89 | 5 | 94 |
| 06:15 | | 97 | 6 | 103 |
| 06:30 | | 95 | 5 | 100 |
| 06:45 | | 81 | 7 | 88 |
| 07:00 | | 69 | 6 | 75 |
| 07:15 | | 62 | 5 | 67 |
| 07:30 | | 61 | 3 | 64 |
| 07:45 | | 50 | 4 | 54 |
| 08:00 | | 35 | 1 | 36 |
| 08:15 | | 55 | 2 | 57 |
| 08:30 | | 38 | 3 | 41 |
| 08:45 | | 41 | 1 | 42 |
| 09:00 | | 36 | 2 | 38 |
| 09:15 | | 29 | 2 | 31 |
| 09:30 | | 25 | 1 | 26 |
| 09:45 | | 33 | 1 | 34 |
| 10:00 | | 33 | 4 | 37 |
| 10:15 | | 24 | 0 | 24 |
| 10:30 | | 22 | 0 | 22 |
| 10:45 | | 10 | 1 | 11 |
| 11:00 | | 23 | 0 | 23 |
| 11:15 | | 15 | 0 | 15 |
| 11:30 | | 7 | 0 | 7 |
| 11:45 | | 15 | 0 | 15 |
| Total | | 3834 | 103 | 3937 |
| Percent | | 97.4% | 2.6% | |
| Peak | | 13:45 | 18:15 | 13:45 |
| Vol. | | 612 | 24 | 619 |
| P.H.F. | | 0.916 | 0.857 | 0.916 |



City of San Clemente

Engineering Division

Weather: Sunny, Clear
 Collected by: Jane M.
 Location: Northbound El Camino Real at Barcelona

Site Code: NBECRBAR
 ECR at Barcelona NB

Date Start: 03-Oct-12
 Date End: 10-Oct-12
 Date Printed: 10-Oct-12

| Start Time | 08-Oct-12 Mon | NB THRU | NB LT | Total |
|------------|---------------|---------|-------|-------|
| 12:00 AM | | 12 | 1 | 13 |
| 12:15 | | 7 | 1 | 8 |
| 12:30 | | 2 | 0 | 2 |
| 12:45 | | 4 | 0 | 4 |
| 01:00 | | 12 | 0 | 12 |
| 01:15 | | 5 | 0 | 5 |
| 01:30 | | 2 | 1 | 3 |
| 01:45 | | 1 | 0 | 1 |
| 02:00 | | 4 | 0 | 4 |
| 02:15 | | 1 | 0 | 1 |
| 02:30 | | 3 | 0 | 3 |
| 02:45 | | 5 | 0 | 5 |
| 03:00 | | 4 | 0 | 4 |
| 03:15 | | 6 | 0 | 6 |
| 03:30 | | 0 | 0 | 0 |
| 03:45 | | 5 | 0 | 5 |
| 04:00 | | 3 | 0 | 3 |
| 04:15 | | 4 | 0 | 4 |
| 04:30 | | 5 | 0 | 5 |
| 04:45 | | 8 | 2 | 10 |
| 05:00 | | 18 | 0 | 18 |
| 05:15 | | 7 | 0 | 7 |
| 05:30 | | 12 | 2 | 14 |
| 05:45 | | 17 | 0 | 17 |
| 06:00 | | 37 | 0 | 37 |
| 06:15 | | 29 | 0 | 29 |
| 06:30 | | 52 | 1 | 53 |
| 06:45 | | 38 | 1 | 39 |
| 07:00 | | 50 | 2 | 52 |
| 07:15 | | 63 | 2 | 65 |
| 07:30 | | 86 | 2 | 88 |
| 07:45 | | 98 | 6 | 104 |
| 08:00 | | 108 | 4 | 112 |
| 08:15 | | 86 | 5 | 91 |
| 08:30 | | 103 | 2 | 105 |
| 08:45 | | 82 | 1 | 83 |
| 09:00 | | 107 | 3 | 110 |
| 09:15 | | 93 | 2 | 95 |
| 09:30 | | 101 | 1 | 102 |
| 09:45 | | 100 | 3 | 103 |
| 10:00 | | 92 | 2 | 94 |
| 10:15 | | 91 | 2 | 93 |
| 10:30 | | 116 | 6 | 122 |
| 10:45 | | 126 | 3 | 129 |
| 11:00 | | 108 | 5 | 113 |
| 11:15 | | 97 | 3 | 100 |
| 11:30 | | 101 | 7 | 108 |
| 11:45 | | 131 | 1 | 132 |
| Total | | 2242 | 71 | 2313 |
| Percent | | 96.9% | 3.1% | |
| Peak | | 10:30 | 10:45 | 10:30 |
| Vol. | | 447 | 18 | 464 |
| P.H.F. | | 0.887 | 0.643 | 0.899 |



City of San Clemente

Engineering Division

Weather: Sunny, Clear
 Collected by: Jane M.
 Location: Northbound El Camino Real at Barcelona

Site Code: NBECRBAR
 ECR at Barcelona NB

Date Start: 03-Oct-12
 Date End: 10-Oct-12
 Date Printed: 10-Oct-12

| Start Time | 08-Oct-12 Mon | NB THRU | NB LT | Total |
|------------|---------------|---------|-------|-------|
| 12:00 PM | | 108 | 0 | 108 |
| 12:15 | | 116 | 2 | 118 |
| 12:30 | | 106 | 0 | 106 |
| 12:45 | | 102 | 2 | 104 |
| 01:00 | | 120 | 1 | 121 |
| 01:15 | | 104 | 1 | 105 |
| 01:30 | | 101 | 0 | 101 |
| 01:45 | | 107 | 1 | 108 |
| 02:00 | | 111 | 1 | 112 |
| 02:15 | | 128 | 2 | 130 |
| 02:30 | | 118 | 1 | 119 |
| 02:45 | | 101 | 1 | 102 |
| 03:00 | | 144 | 2 | 146 |
| 03:15 | | 92 | 1 | 93 |
| 03:30 | | 101 | 1 | 102 |
| 03:45 | | 114 | 2 | 116 |
| 04:00 | | 110 | 4 | 114 |
| 04:15 | | 116 | 2 | 118 |
| 04:30 | | 100 | 4 | 104 |
| 04:45 | | 93 | 3 | 96 |
| 05:00 | | 110 | 4 | 114 |
| 05:15 | | 119 | 12 | 131 |
| 05:30 | | 119 | 7 | 126 |
| 05:45 | | 101 | 9 | 110 |
| 06:00 | | 92 | 9 | 101 |
| 06:15 | | 93 | 8 | 101 |
| 06:30 | | 88 | 9 | 97 |
| 06:45 | | 85 | 8 | 93 |
| 07:00 | | 77 | 5 | 82 |
| 07:15 | | 72 | 5 | 77 |
| 07:30 | | 57 | 5 | 62 |
| 07:45 | | 57 | 4 | 61 |
| 08:00 | | 46 | 5 | 51 |
| 08:15 | | 39 | 2 | 41 |
| 08:30 | | 34 | 3 | 37 |
| 08:45 | | 49 | 4 | 53 |
| 09:00 | | 32 | 2 | 34 |
| 09:15 | | 40 | 0 | 40 |
| 09:30 | | 31 | 1 | 32 |
| 09:45 | | 26 | 1 | 27 |
| 10:00 | | 25 | 0 | 25 |
| 10:15 | | 23 | 1 | 24 |
| 10:30 | | 13 | 0 | 13 |
| 10:45 | | 9 | 2 | 11 |
| 11:00 | | 12 | 1 | 13 |
| 11:15 | | 12 | 1 | 13 |
| 11:30 | | 4 | 1 | 5 |
| 11:45 | | 8 | 0 | 8 |
| Total | | 3665 | 140 | 3805 |
| Percent | | 96.3% | 3.7% | |
| Peak | | 14:15 | 17:15 | 14:15 |
| Vol. | | 491 | 37 | 497 |
| P.H.F. | | 0.852 | 0.771 | 0.851 |



City of San Clemente

Engineering Division

Weather: Sunny, Clear
 Collected by: Jane M.
 Location: Northbound El Camino Real at Barcelona

Site Code: NBECRBAR
 ECR at Barcelona NB

Date Start: 03-Oct-12
 Date End: 10-Oct-12
 Date Printed: 10-Oct-12

| Start Time | 09-Oct-12 Tue | NB THRU | NB LT | Total |
|------------|------------------|---------|-------|-------|
| 12:00 AM | | 13 | 0 | 13 |
| 12:15 | | 12 | 2 | 14 |
| 12:30 | | 11 | 0 | 11 |
| 12:45 | | 4 | 0 | 4 |
| 01:00 | | 13 | 0 | 13 |
| 01:15 | | 3 | 1 | 4 |
| 01:30 | | 1 | 0 | 1 |
| 01:45 | | 3 | 0 | 3 |
| 02:00 | | 9 | 1 | 10 |
| 02:15 | | 6 | 0 | 6 |
| 02:30 | | 0 | 0 | 0 |
| 02:45 | | 1 | 1 | 2 |
| 03:00 | | 3 | 0 | 3 |
| 03:15 | | 1 | 0 | 1 |
| 03:30 | | 2 | 0 | 2 |
| 03:45 | | 3 | 0 | 3 |
| 04:00 | | 6 | 0 | 6 |
| 04:15 | | 3 | 0 | 3 |
| 04:30 | | 10 | 1 | 11 |
| 04:45 | | 7 | 3 | 10 |
| 05:00 | | 10 | 0 | 10 |
| 05:15 | | 20 | 1 | 21 |
| 05:30 | | 22 | 0 | 22 |
| 05:45 | | 29 | 1 | 30 |
| 06:00 | | 37 | 0 | 37 |
| 06:15 | | 41 | 2 | 43 |
| 06:30 | | 57 | 3 | 60 |
| 06:45 | | 81 | 1 | 82 |
| 07:00 | | 48 | 1 | 49 |
| 07:15 | | 62 | 2 | 64 |
| 07:30 | | 78 | 3 | 81 |
| 07:45 | | 97 | 3 | 100 |
| 08:00 | | 95 | 6 | 101 |
| 08:15 | | 88 | 3 | 91 |
| 08:30 | | 93 | 3 | 96 |
| 08:45 | | 79 | 1 | 80 |
| 09:00 | | 108 | 2 | 110 |
| 09:15 | | 111 | 2 | 113 |
| 09:30 | | 89 | 7 | 96 |
| 09:45 | | 107 | 2 | 109 |
| 10:00 | | 97 | 4 | 101 |
| 10:15 | | 91 | 1 | 92 |
| 10:30 | | 114 | 2 | 116 |
| 10:45 | | 108 | 5 | 113 |
| 11:00 | | 124 | 5 | 129 |
| 11:15 | | 111 | 2 | 113 |
| 11:30 | | 125 | 2 | 127 |
| 11:45 | | 142 | 1 | 143 |
| Total | | 2375 | 74 | 2449 |
| Percent | | 97.0% | 3.0% | |
| Peak | | 11:00 | 07:30 | 11:00 |
| Vol. | | 502 | 15 | 512 |
| P.H.F. | | 0.884 | 0.625 | 0.895 |



City of San Clemente

Engineering Division

Weather: Sunny, Clear
 Collected by: Jane M.
 Location: Northbound El Camino Real at Barcelona

Site Code: NBECRBAR
 ECR at Barcelona NB

Date Start: 03-Oct-12
 Date End: 10-Oct-12
 Date Printed: 10-Oct-12

| Start Time | 09-Oct-12 Tue | NB THRU | NB LT | Total |
|----------------|------------------|--------------|--------------|--------------|
| 12:00 PM | | 134 | 2 | 136 |
| 12:15 | | 146 | 0 | 146 |
| 12:30 | | 148 | 2 | 150 |
| 12:45 | | 194 | 1 | 195 |
| 01:00 | | 211 | 2 | 213 |
| 01:15 | | 231 | 3 | 234 |
| 01:30 | | 234 | 1 | 235 |
| 01:45 | | 235 | 3 | 238 |
| 02:00 | | 202 | 5 | 207 |
| 02:15 | | 163 | 2 | 165 |
| 02:30 | | 126 | 3 | 129 |
| 02:45 | | 120 | 1 | 121 |
| 03:00 | | 111 | 2 | 113 |
| 03:15 | | 108 | 3 | 111 |
| 03:30 | | 114 | 2 | 116 |
| 03:45 | | 112 | 3 | 115 |
| 04:00 | | 100 | 2 | 102 |
| 04:15 | | 144 | 6 | 150 |
| 04:30 | | 109 | 2 | 111 |
| 04:45 | | 101 | 4 | 105 |
| 05:00 | | 99 | 7 | 106 |
| 05:15 | | 121 | 5 | 126 |
| 05:30 | | 114 | 5 | 119 |
| 05:45 | | 128 | 6 | 134 |
| 06:00 | | 100 | 5 | 105 |
| 06:15 | | 94 | 5 | 99 |
| 06:30 | | 103 | 7 | 110 |
| 06:45 | | 110 | 5 | 115 |
| 07:00 | | 87 | 4 | 91 |
| 07:15 | | 80 | 8 | 88 |
| 07:30 | | 59 | 3 | 62 |
| 07:45 | | 52 | 2 | 54 |
| 08:00 | | 54 | 3 | 57 |
| 08:15 | | 59 | 2 | 61 |
| 08:30 | | 50 | 0 | 50 |
| 08:45 | | 40 | 2 | 42 |
| 09:00 | | 39 | 2 | 41 |
| 09:15 | | 43 | 2 | 45 |
| 09:30 | | 49 | 0 | 49 |
| 09:45 | | 34 | 2 | 36 |
| 10:00 | | 28 | 2 | 30 |
| 10:15 | | 25 | 1 | 26 |
| 10:30 | | 14 | 0 | 14 |
| 10:45 | | 20 | 3 | 23 |
| 11:00 | | 12 | 0 | 12 |
| 11:15 | | 17 | 2 | 19 |
| 11:30 | | 15 | 1 | 16 |
| 11:45 | | 6 | 2 | 8 |
| Total | | 4695 | 135 | 4830 |
| Percent | | 97.2% | 2.8% | |
| Peak | | 13:00 | 18:30 | 13:00 |
| Vol. | | 911 | 24 | 920 |
| P.H.F. | | 0.969 | 0.750 | 0.966 |



City of San Clemente

Engineering Division

Site Code: NBECRBAR
ECR at Barcelona NB

Weather: Sunny, Clear
Collected by: Jane M.
Location: Northbound El Camino Real at Barcelona

Date Start: 03-Oct-12
Date End: 10-Oct-12
Date Printed: 10-Oct-12

| Start Time | 10-Oct-12 Wed | NB THRU | NB LT | Total |
|--------------------|------------------|------------------|-------------------|--------------|
| 12:00 AM | | 8 | 0 | 8 |
| 12:15 | | 10 | 0 | 10 |
| 12:30 | | 8 | 0 | 8 |
| 12:45 | | 3 | 0 | 3 |
| 01:00 | | 8 | 0 | 8 |
| 01:15 | | 3 | 0 | 3 |
| 01:30 | | 3 | 1 | 4 |
| 01:45 | | 4 | 1 | 5 |
| 02:00 | | 5 | 0 | 5 |
| 02:15 | | 3 | 0 | 3 |
| 02:30 | | 1 | 0 | 1 |
| 02:45 | | 1 | 0 | 1 |
| 03:00 | | 1 | 0 | 1 |
| 03:15 | | 0 | 0 | 0 |
| 03:30 | | 1 | 0 | 1 |
| 03:45 | | 1 | 0 | 1 |
| 04:00 | | 5 | 0 | 5 |
| 04:15 | | 6 | 0 | 6 |
| 04:30 | | 1 | 0 | 1 |
| 04:45 | | 11 | 2 | 13 |
| 05:00 | | 11 | 0 | 11 |
| 05:15 | | 13 | 2 | 15 |
| 05:30 | | 20 | 0 | 20 |
| 05:45 | | 19 | 1 | 20 |
| 06:00 | | 41 | 3 | 44 |
| 06:15 | | 44 | 0 | 44 |
| 06:30 | | 35 | 1 | 36 |
| 06:45 | | 58 | 4 | 62 |
| 07:00 | | 63 | 0 | 63 |
| 07:15 | | 60 | 4 | 64 |
| 07:30 | | 81 | 5 | 86 |
| 07:45 | | 97 | 6 | 103 |
| 08:00 | | 101 | 5 | 106 |
| 08:15 | | * | * | * |
| 08:30 | | * | * | * |
| 08:45 | | * | * | * |
| 09:00 | | * | * | * |
| 09:15 | | * | * | * |
| 09:30 | | * | * | * |
| 09:45 | | * | * | * |
| 10:00 | | * | * | * |
| 10:15 | | * | * | * |
| 10:30 | | * | * | * |
| 10:45 | | * | * | * |
| 11:00 | | * | * | * |
| 11:15 | | * | * | * |
| 11:30 | | * | * | * |
| 11:45 | | * | * | * |
| Total | | 726 | 35 | 761 |
| Percent | | 95.4% | 4.6% | |
| Peak | | 07:15 | 07:15 | 07:15 |
| Vol. | | 339 | 20 | 359 |
| P.H.F. | | 0.839 | 0.833 | 0.847 |
| Grand Total | | 44562 | 1478 | 46040 |
| Percent | | 96.8% | 3.2% | |
| ADT | | ADT 6,667 | AADT 6,667 | |

Transportation Studies, Inc.

2640 Walnut Avenue, Suite L
Tustin, CA. 92780

Location : EL CANINO REAL
Segment : N/O AVENIDA DEL MAR
Client : CITY SAN CLEMENT

Site: AN CLEMENTE
Date: 02/19/19

| Interval | SB | | | | NB | | | | Combined | | Day: | Tuesday |
|------------|-------|--------|-------|-----|-------|-------|-------|-----|----------|--------|--------|---------|
| | AM | | PM | | AM | | PM | | AM | PM | | |
| 12:00 | 8 | 38 | 202 | 854 | 4 | 17 | 125 | 474 | 12 | 55 | 327 | 1,328 |
| 12:15 | 14 | | 236 | | 6 | | 107 | | 20 | | 343 | |
| 12:30 | 8 | | 206 | | 3 | | 102 | | 11 | | 308 | |
| 12:45 | 8 | | 210 | | 4 | | 140 | | 12 | | 350 | |
| 01:00 | 4 | 15 | 245 | 897 | 8 | 19 | 104 | 440 | 12 | 34 | 349 | 1,337 |
| 01:15 | 6 | | 211 | | 7 | | 124 | | 13 | | 335 | |
| 01:30 | 2 | | 221 | | 3 | | 120 | | 5 | | 341 | |
| 01:45 | 3 | | 220 | | 1 | | 92 | | 4 | | 312 | |
| 02:00 | 6 | 19 | 202 | 852 | 9 | 13 | 137 | 465 | 15 | 32 | 339 | 1,317 |
| 02:15 | 3 | | 213 | | 2 | | 112 | | 5 | | 325 | |
| 02:30 | 4 | | 220 | | 1 | | 104 | | 5 | | 324 | |
| 02:45 | 6 | | 217 | | 1 | | 112 | | 7 | | 329 | |
| 03:00 | 3 | 12 | 202 | 811 | 1 | 7 | 124 | 497 | 4 | 19 | 326 | 1,308 |
| 03:15 | 3 | | 171 | | 0 | | 134 | | 3 | | 305 | |
| 03:30 | 3 | | 216 | | 4 | | 115 | | 7 | | 331 | |
| 03:45 | 3 | | 222 | | 2 | | 124 | | 5 | | 346 | |
| 04:00 | 5 | 31 | 190 | 811 | 2 | 11 | 114 | 451 | 7 | 42 | 304 | 1,262 |
| 04:15 | 5 | | 200 | | 1 | | 113 | | 6 | | 313 | |
| 04:30 | 9 | | 199 | | 2 | | 106 | | 11 | | 305 | |
| 04:45 | 12 | | 222 | | 6 | | 118 | | 18 | | 340 | |
| 05:00 | 12 | 103 | 220 | 862 | 6 | 39 | 122 | 453 | 18 | 142 | 342 | 1,315 |
| 05:15 | 20 | | 206 | | 5 | | 124 | | 25 | | 330 | |
| 05:30 | 28 | | 228 | | 9 | | 89 | | 37 | | 317 | |
| 05:45 | 43 | | 208 | | 19 | | 118 | | 62 | | 326 | |
| 06:00 | 42 | 204 | 174 | 664 | 16 | 100 | 114 | 400 | 58 | 304 | 288 | 1,064 |
| 06:15 | 27 | | 192 | | 22 | | 83 | | 49 | | 275 | |
| 06:30 | 64 | | 154 | | 26 | | 95 | | 90 | | 249 | |
| 06:45 | 71 | | 144 | | 36 | | 108 | | 107 | | 252 | |
| 07:00 | 84 | 412 | 130 | 517 | 48 | 262 | 82 | 297 | 132 | 674 | 212 | 814 |
| 07:15 | 78 | | 134 | | 69 | | 72 | | 147 | | 206 | |
| 07:30 | 108 | | 129 | | 62 | | 70 | | 170 | | 199 | |
| 07:45 | 142 | | 124 | | 83 | | 73 | | 225 | | 197 | |
| 08:00 | 138 | 510 | 113 | 394 | 72 | 291 | 58 | 225 | 210 | 801 | 171 | 619 |
| 08:15 | 120 | | 104 | | 64 | | 65 | | 184 | | 169 | |
| 08:30 | 114 | | 91 | | 79 | | 52 | | 193 | | 143 | |
| 08:45 | 138 | | 86 | | 76 | | 50 | | 214 | | 136 | |
| 09:00 | 140 | 594 | 79 | 265 | 90 | 371 | 38 | 148 | 230 | 965 | 117 | 413 |
| 09:15 | 133 | | 88 | | 91 | | 37 | | 224 | | 125 | |
| 09:30 | 151 | | 48 | | 105 | | 43 | | 256 | | 91 | |
| 09:45 | 170 | | 50 | | 85 | | 30 | | 255 | | 80 | |
| 10:00 | 146 | 687 | 48 | 168 | 96 | 402 | 30 | 76 | 242 | 1,089 | 78 | 244 |
| 10:15 | 181 | | 49 | | 88 | | 12 | | 269 | | 61 | |
| 10:30 | 156 | | 43 | | 110 | | 18 | | 266 | | 61 | |
| 10:45 | 204 | | 28 | | 108 | | 16 | | 312 | | 44 | |
| 11:00 | 180 | 758 | 28 | 96 | 98 | 427 | 12 | 49 | 278 | 1,185 | 40 | 145 |
| 11:15 | 156 | | 22 | | 102 | | 8 | | 258 | | 30 | |
| 11:30 | 212 | | 24 | | 116 | | 13 | | 328 | | 37 | |
| 11:45 | 210 | | 22 | | 111 | | 16 | | 321 | | 38 | |
| Totals | 3,383 | | 7,191 | | 1,959 | | 3,975 | | 5,342 | | 11,166 | |
| Split% | 63.3 | | 64.4 | | 36.7 | | 35.6 | | | | | |
| Day Totals | | 10,574 | | | | 5,934 | | | | 16,508 | | |
| Day Splits | | 64.1 | | | | 35.9 | | | | | | |
| Peak Hour | 11:00 | | 12:15 | | 11:00 | | 03:00 | | 11:00 | | 12:45 | |
| Volume | 758 | | 897 | | 427 | | 497 | | 1,185 | | 1,375 | |
| Factor | 0.89 | | 0.92 | | 0.92 | | 0.93 | | 0.90 | | 0.98 | |

Transportation Studies, Inc.

2640 Walnut Avenue, Suite L
Tustin, CA. 92780

Location : EL CAMINO REAL
Segment : N/O AVENIDA MAGDALENA
Client : CITY SAN CLEMENT

Site: AN CLEMENTE
Date: 01/31/19

| Interval | NB | | | | SB | | | | Combined | | Day: | Thursday |
|------------|-------|-------|-------|-----|-------|-------|-------|-----|----------|-------|-------|----------|
| | AM | | PM | | AM | | PM | | AM | PM | | |
| 12:00 | 5 | 17 | 90 | 320 | 4 | 17 | 48 | 191 | 9 | 34 | 138 | 511 |
| 12:15 | 6 | | 70 | | 3 | | 37 | | 9 | | 107 | |
| 12:30 | 4 | | 82 | | 5 | | 54 | | 9 | | 136 | |
| 12:45 | 2 | | 78 | | 5 | | 52 | | 7 | | 130 | |
| 01:00 | 4 | 18 | 62 | 262 | 3 | 14 | 68 | 209 | 7 | 32 | 130 | 471 |
| 01:15 | 4 | | 54 | | 5 | | 45 | | 9 | | 99 | |
| 01:30 | 6 | | 62 | | 6 | | 50 | | 12 | | 112 | |
| 01:45 | 4 | | 84 | | 0 | | 46 | | 4 | | 130 | |
| 02:00 | 4 | 13 | 52 | 326 | 2 | 4 | 51 | 234 | 6 | 17 | 103 | 560 |
| 02:15 | 4 | | 70 | | 2 | | 63 | | 6 | | 133 | |
| 02:30 | 2 | | 126 | | 0 | | 62 | | 2 | | 188 | |
| 02:45 | 3 | | 78 | | 0 | | 58 | | 3 | | 136 | |
| 03:00 | 0 | 15 | 80 | 292 | 2 | 10 | 44 | 169 | 2 | 25 | 124 | 461 |
| 03:15 | 5 | | 76 | | 3 | | 40 | | 8 | | 116 | |
| 03:30 | 6 | | 69 | | 3 | | 43 | | 9 | | 112 | |
| 03:45 | 4 | | 67 | | 2 | | 42 | | 6 | | 109 | |
| 04:00 | 6 | 40 | 94 | 302 | 2 | 24 | 36 | 174 | 8 | 64 | 130 | 476 |
| 04:15 | 9 | | 91 | | 6 | | 40 | | 15 | | 131 | |
| 04:30 | 13 | | 51 | | 8 | | 40 | | 21 | | 91 | |
| 04:45 | 12 | | 66 | | 8 | | 58 | | 20 | | 124 | |
| 05:00 | 11 | 103 | 82 | 305 | 6 | 23 | 42 | 208 | 17 | 126 | 124 | 513 |
| 05:15 | 20 | | 63 | | 4 | | 42 | | 24 | | 105 | |
| 05:30 | 26 | | 90 | | 3 | | 56 | | 29 | | 146 | |
| 05:45 | 46 | | 70 | | 10 | | 68 | | 56 | | 138 | |
| 06:00 | 27 | 193 | 79 | 273 | 19 | 77 | 64 | 184 | 46 | 270 | 143 | 457 |
| 06:15 | 38 | | 79 | | 11 | | 44 | | 49 | | 123 | |
| 06:30 | 58 | | 68 | | 16 | | 46 | | 74 | | 114 | |
| 06:45 | 70 | | 47 | | 31 | | 30 | | 101 | | 77 | |
| 07:00 | 74 | 448 | 52 | 213 | 24 | 202 | 49 | 185 | 98 | 650 | 101 | 398 |
| 07:15 | 78 | | 47 | | 32 | | 47 | | 110 | | 94 | |
| 07:30 | 140 | | 44 | | 70 | | 44 | | 210 | | 88 | |
| 07:45 | 156 | | 70 | | 76 | | 45 | | 232 | | 115 | |
| 08:00 | 112 | 391 | 34 | 136 | 43 | 134 | 38 | 138 | 155 | 525 | 72 | 274 |
| 08:15 | 122 | | 31 | | 34 | | 42 | | 156 | | 73 | |
| 08:30 | 87 | | 33 | | 29 | | 28 | | 116 | | 61 | |
| 08:45 | 70 | | 38 | | 28 | | 30 | | 98 | | 68 | |
| 09:00 | 74 | 328 | 27 | 98 | 42 | 157 | 34 | 111 | 116 | 485 | 61 | 209 |
| 09:15 | 83 | | 35 | | 34 | | 34 | | 117 | | 69 | |
| 09:30 | 78 | | 22 | | 40 | | 26 | | 118 | | 48 | |
| 09:45 | 93 | | 14 | | 41 | | 17 | | 134 | | 31 | |
| 10:00 | 76 | 318 | 26 | 63 | 26 | 142 | 26 | 68 | 102 | 460 | 52 | 131 |
| 10:15 | 92 | | 10 | | 40 | | 13 | | 132 | | 23 | |
| 10:30 | 62 | | 13 | | 42 | | 11 | | 104 | | 24 | |
| 10:45 | 88 | | 14 | | 34 | | 18 | | 122 | | 32 | |
| 11:00 | 64 | 316 | 14 | 50 | 31 | 144 | 7 | 36 | 95 | 460 | 21 | 86 |
| 11:15 | 74 | | 14 | | 28 | | 7 | | 102 | | 21 | |
| 11:30 | 95 | | 10 | | 47 | | 16 | | 142 | | 26 | |
| 11:45 | 83 | | 12 | | 38 | | 6 | | 121 | | 18 | |
| Totals | 2,200 | | 2,640 | | 948 | | 1,907 | | 3,148 | | 4,547 | |
| Split% | 69.9 | | 58.1 | | 30.1 | | 41.9 | | | | | |
| Day Totals | | 4,840 | | | | 2,855 | | | | 7,695 | | |
| Day Splits | | 62.9 | | | | 37.1 | | | | | | |
| Peak Hour | 07:30 | | 02:30 | | 07:30 | | 02:00 | | 07:30 | | 02:15 | |
| Volume | 530 | | 360 | | 223 | | 234 | | 753 | | 581 | |
| Factor | 0.85 | | 0.71 | | 0.73 | | 0.93 | | 0.81 | | 0.77 | |

Transportation Studies, Inc.

2640 Walnut Avenue, Suite L
Tustin, CA. 92780

Location : EL CAMINO REAL
Segment : N/O AVENIDA PICO
Client : CITY SAN CLEMENT

Site: AN CLEMENTE
Date: 12/20/18

| Interval | NB | | | | SB | | | | Combined | | Day: | Thursday |
|------------|-------|-------|-------|-----|-------|-------|-------|-----|----------|--------|-------|----------|
| | AM | | PM | | AM | | PM | | AM | PM | | |
| 12:00 | 7 | 22 | 138 | 585 | 6 | 17 | 164 | 620 | 13 | 39 | 302 | 1.205 |
| 12:15 | 6 | | 163 | | 6 | | 166 | | 12 | | 329 | |
| 12:30 | 2 | | 128 | | 3 | | 136 | | 5 | | 264 | |
| 12:45 | 7 | | 156 | | 2 | | 154 | | 9 | | 310 | |
| 01:00 | 3 | 12 | 134 | 589 | 3 | 5 | 145 | 580 | 6 | 17 | 279 | 1.169 |
| 01:15 | 4 | | 149 | | 0 | | 161 | | 4 | | 310 | |
| 01:30 | 3 | | 146 | | 2 | | 142 | | 5 | | 288 | |
| 01:45 | 2 | | 160 | | 0 | | 132 | | 2 | | 292 | |
| 02:00 | 5 | 8 | 166 | 683 | 1 | 8 | 139 | 575 | 6 | 16 | 305 | 1.258 |
| 02:15 | 2 | | 145 | | 4 | | 145 | | 6 | | 290 | |
| 02:30 | 0 | | 218 | | 2 | | 142 | | 2 | | 360 | |
| 02:45 | 1 | | 154 | | 1 | | 149 | | 2 | | 303 | |
| 03:00 | 1 | 10 | 164 | 668 | 2 | 9 | 136 | 602 | 3 | 19 | 300 | 1.270 |
| 03:15 | 2 | | 166 | | 0 | | 144 | | 2 | | 310 | |
| 03:30 | 3 | | 176 | | 4 | | 154 | | 7 | | 330 | |
| 03:45 | 4 | | 162 | | 3 | | 168 | | 7 | | 330 | |
| 04:00 | 4 | 26 | 159 | 627 | 2 | 18 | 165 | 641 | 6 | 44 | 324 | 1.268 |
| 04:15 | 6 | | 156 | | 4 | | 147 | | 10 | | 303 | |
| 04:30 | 5 | | 164 | | 4 | | 168 | | 9 | | 332 | |
| 04:45 | 11 | | 148 | | 8 | | 161 | | 19 | | 309 | |
| 05:00 | 5 | 49 | 146 | 542 | 4 | 51 | 152 | 616 | 9 | 100 | 298 | 1.158 |
| 05:15 | 10 | | 149 | | 5 | | 148 | | 15 | | 297 | |
| 05:30 | 12 | | 116 | | 16 | | 178 | | 28 | | 294 | |
| 05:45 | 22 | | 131 | | 26 | | 138 | | 48 | | 269 | |
| 06:00 | 20 | 156 | 104 | 391 | 28 | 151 | 112 | 385 | 48 | 307 | 216 | 776 |
| 06:15 | 27 | | 107 | | 35 | | 105 | | 62 | | 212 | |
| 06:30 | 43 | | 96 | | 38 | | 90 | | 81 | | 186 | |
| 06:45 | 66 | | 84 | | 50 | | 78 | | 116 | | 162 | |
| 07:00 | 54 | 332 | 72 | 241 | 70 | 390 | 76 | 258 | 124 | 722 | 148 | 499 |
| 07:15 | 80 | | 68 | | 68 | | 66 | | 148 | | 134 | |
| 07:30 | 86 | | 53 | | 100 | | 58 | | 186 | | 111 | |
| 07:45 | 112 | | 48 | | 152 | | 58 | | 264 | | 106 | |
| 08:00 | 162 | 513 | 60 | 189 | 76 | 370 | 41 | 164 | 238 | 883 | 101 | 353 |
| 08:15 | 121 | | 46 | | 98 | | 42 | | 219 | | 88 | |
| 08:30 | 128 | | 37 | | 91 | | 46 | | 219 | | 83 | |
| 08:45 | 102 | | 46 | | 105 | | 35 | | 207 | | 81 | |
| 09:00 | 124 | 482 | 54 | 180 | 113 | 492 | 37 | 130 | 237 | 974 | 91 | 310 |
| 09:15 | 118 | | 52 | | 110 | | 46 | | 228 | | 98 | |
| 09:30 | 112 | | 35 | | 141 | | 29 | | 253 | | 64 | |
| 09:45 | 128 | | 39 | | 128 | | 18 | | 256 | | 57 | |
| 10:00 | 138 | 511 | 22 | 77 | 111 | 469 | 22 | 78 | 249 | 980 | 44 | 155 |
| 10:15 | 128 | | 24 | | 104 | | 19 | | 232 | | 43 | |
| 10:30 | 122 | | 16 | | 130 | | 20 | | 252 | | 36 | |
| 10:45 | 123 | | 15 | | 124 | | 17 | | 247 | | 32 | |
| 11:00 | 132 | 551 | 18 | 46 | 157 | 562 | 12 | 28 | 289 | 1,113 | 30 | 74 |
| 11:15 | 125 | | 10 | | 130 | | 7 | | 255 | | 17 | |
| 11:30 | 136 | | 9 | | 137 | | 4 | | 273 | | 13 | |
| 11:45 | 158 | | 9 | | 138 | | 5 | | 296 | | 14 | |
| Totals | 2,672 | | 4,818 | | 2,542 | | 4,677 | | 5,214 | | 9,495 | |
| Split% | 51.2 | | 50.7 | | 48.8 | | 49.3 | | | | | |
| Day Totals | | 7,490 | | | | 7,219 | | | | 14,709 | | |
| Day Splits | | 50.9 | | | | 49.1 | | | | | | |
| Peak Hour | 11:00 | | 02:30 | | 11:00 | | 03:45 | | 11:00 | | 03:15 | |
| Volume | 551 | | 702 | | 562 | | 648 | | 1,113 | | 1,294 | |
| Factor | 0.87 | | 0.81 | | 0.89 | | 0.96 | | 0.94 | | 0.98 | |

Transportation Studies, Inc.

2640 Walnut Avenue, Suite L
Tustin, CA. 92780

Location : EL CAMINO REAL
Segment : N/O AVENIDA SAN JUAN
Client : CITY SAN CLEMENT

Site: AN CLEMENTE
Date: 01/31/19

| Interval | NB | | | | SB | | | | Combined | | Day: | Thursday |
|------------|-------|-------|-------|-----|-------|-------|-------|-----|----------|--------|--------|----------|
| | AM | | PM | | AM | | PM | | AM | PM | | |
| 12:00 | 3 | 27 | 204 | 744 | 5 | 28 | 147 | 614 | 8 | 55 | 351 | 1.358 |
| 12:15 | 4 | | 198 | | 12 | | 156 | | 16 | | 354 | |
| 12:30 | 10 | | 163 | | 4 | | 169 | | 14 | | 332 | |
| 12:45 | 10 | | 179 | | 7 | | 142 | | 17 | | 321 | |
| 01:00 | 6 | 23 | 158 | 543 | 6 | 28 | 181 | 515 | 12 | 51 | 339 | 1.058 |
| 01:15 | 6 | | 124 | | 8 | | 126 | | 14 | | 250 | |
| 01:30 | 6 | | 106 | | 7 | | 100 | | 13 | | 206 | |
| 01:45 | 5 | | 155 | | 7 | | 108 | | 12 | | 263 | |
| 02:00 | 10 | 20 | 161 | 587 | 2 | 3 | 117 | 498 | 12 | 23 | 278 | 1.085 |
| 02:15 | 6 | | 116 | | 0 | | 127 | | 6 | | 243 | |
| 02:30 | 2 | | 150 | | 1 | | 126 | | 3 | | 276 | |
| 02:45 | 2 | | 160 | | 0 | | 128 | | 2 | | 288 | |
| 03:00 | 2 | 11 | 146 | 592 | 2 | 11 | 132 | 471 | 4 | 22 | 278 | 1.063 |
| 03:15 | 2 | | 140 | | 1 | | 90 | | 3 | | 230 | |
| 03:30 | 4 | | 142 | | 2 | | 118 | | 6 | | 260 | |
| 03:45 | 3 | | 164 | | 6 | | 131 | | 9 | | 295 | |
| 04:00 | 9 | 81 | 151 | 634 | 12 | 44 | 144 | 602 | 21 | 125 | 295 | 1.236 |
| 04:15 | 18 | | 156 | | 10 | | 154 | | 28 | | 310 | |
| 04:30 | 30 | | 164 | | 10 | | 162 | | 40 | | 326 | |
| 04:45 | 24 | | 163 | | 12 | | 142 | | 36 | | 305 | |
| 05:00 | 28 | 181 | 152 | 710 | 14 | 70 | 146 | 618 | 42 | 251 | 298 | 1.328 |
| 05:15 | 41 | | 196 | | 12 | | 164 | | 53 | | 360 | |
| 05:30 | 48 | | 164 | | 20 | | 148 | | 68 | | 312 | |
| 05:45 | 64 | | 198 | | 24 | | 160 | | 88 | | 358 | |
| 06:00 | 62 | 389 | 171 | 590 | 31 | 161 | 138 | 538 | 93 | 550 | 309 | 1.128 |
| 06:15 | 103 | | 146 | | 36 | | 142 | | 139 | | 288 | |
| 06:30 | 95 | | 137 | | 40 | | 124 | | 135 | | 261 | |
| 06:45 | 129 | | 136 | | 54 | | 134 | | 183 | | 270 | |
| 07:00 | 139 | 748 | 81 | 345 | 62 | 313 | 98 | 392 | 201 | 1,061 | 179 | 737 |
| 07:15 | 165 | | 90 | | 62 | | 108 | | 227 | | 198 | |
| 07:30 | 228 | | 82 | | 91 | | 100 | | 319 | | 182 | |
| 07:45 | 216 | | 92 | | 98 | | 86 | | 314 | | 178 | |
| 08:00 | 194 | 758 | 78 | 306 | 111 | 472 | 92 | 334 | 305 | 1,230 | 170 | 640 |
| 08:15 | 199 | | 82 | | 109 | | 80 | | 308 | | 162 | |
| 08:30 | 160 | | 88 | | 132 | | 80 | | 292 | | 168 | |
| 08:45 | 205 | | 58 | | 120 | | 82 | | 325 | | 140 | |
| 09:00 | 178 | 695 | 55 | 197 | 117 | 446 | 70 | 233 | 295 | 1,141 | 125 | 430 |
| 09:15 | 165 | | 56 | | 101 | | 72 | | 266 | | 128 | |
| 09:30 | 176 | | 40 | | 114 | | 53 | | 290 | | 93 | |
| 09:45 | 176 | | 46 | | 114 | | 38 | | 290 | | 84 | |
| 10:00 | 154 | 661 | 34 | 118 | 99 | 437 | 54 | 170 | 253 | 1,098 | 88 | 288 |
| 10:15 | 177 | | 26 | | 106 | | 48 | | 283 | | 74 | |
| 10:30 | 147 | | 38 | | 114 | | 46 | | 261 | | 84 | |
| 10:45 | 183 | | 20 | | 118 | | 22 | | 301 | | 42 | |
| 11:00 | 166 | 703 | 22 | 77 | 102 | 519 | 32 | 89 | 268 | 1,222 | 54 | 166 |
| 11:15 | 222 | | 16 | | 140 | | 23 | | 362 | | 39 | |
| 11:30 | 170 | | 22 | | 127 | | 20 | | 297 | | 42 | |
| 11:45 | 145 | | 17 | | 150 | | 14 | | 295 | | 31 | |
| Totals | 4,297 | | 5,443 | | 2,532 | | 5,074 | | 6,829 | | 10,517 | |
| Split% | 62.9 | | 51.8 | | 37.1 | | 48.2 | | | | | |
| Day Totals | | 9,740 | | | | 7,606 | | | | 17,346 | | |
| Day Splits | | 56.2 | | | | 43.8 | | | | | | |
| Peak Hour | 07:30 | | 12:00 | | 11:00 | | 12:15 | | 07:30 | | 12:00 | |
| Volume | 837 | | 744 | | 519 | | 648 | | 1,246 | | 1,358 | |
| Factor | 0.92 | | 0.91 | | 0.87 | | 0.90 | | 0.98 | | 0.96 | |

Transportation Studies, Inc.

2640 Walnut Avenue, Suite L
Tustin, CA. 92780

Location : EL CAMINO REAL
Segment : N/O AVENIDA SANTA MARGARITA
Client : CITY SAN CLEMENT

Site: AN CLEMENTE
Date: 01/31/19

| Interval | NB | | | | SB | | | | Combined | | Day: | Thursday |
|------------|-------|-------|-------|-----|-------|-------|-------|-----|----------|-------|-------|----------|
| | AM | | PM | | AM | | PM | | AM | PM | | |
| 12:00 | 1 | 3 | 25 | 98 | 1 | 2 | 13 | 109 | 2 | 5 | 38 | 207 |
| 12:15 | 1 | | 14 | | 0 | | 28 | | 1 | | 42 | |
| 12:30 | 1 | | 37 | | 1 | | 34 | | 2 | | 71 | |
| 12:45 | 0 | | 22 | | 0 | | 34 | | 0 | | 56 | |
| 01:00 | 4 | 6 | 23 | 95 | 2 | 6 | 40 | 115 | 6 | 12 | 63 | 210 |
| 01:15 | 0 | | 20 | | 1 | | 22 | | 1 | | 42 | |
| 01:30 | 1 | | 22 | | 2 | | 30 | | 3 | | 52 | |
| 01:45 | 1 | | 30 | | 1 | | 23 | | 2 | | 53 | |
| 02:00 | 1 | 4 | 17 | 77 | 2 | 4 | 22 | 114 | 3 | 8 | 39 | 191 |
| 02:15 | 1 | | 16 | | 1 | | 30 | | 2 | | 46 | |
| 02:30 | 1 | | 26 | | 0 | | 40 | | 1 | | 66 | |
| 02:45 | 1 | | 18 | | 1 | | 22 | | 2 | | 40 | |
| 03:00 | 0 | 5 | 21 | 115 | 1 | 8 | 17 | 138 | 1 | 13 | 38 | 253 |
| 03:15 | 3 | | 21 | | 4 | | 22 | | 7 | | 43 | |
| 03:30 | 2 | | 30 | | 2 | | 45 | | 4 | | 75 | |
| 03:45 | 0 | | 43 | | 1 | | 54 | | 1 | | 97 | |
| 04:00 | 3 | 8 | 42 | 112 | 1 | 10 | 60 | 167 | 4 | 18 | 102 | 279 |
| 04:15 | 0 | | 28 | | 1 | | 40 | | 1 | | 68 | |
| 04:30 | 4 | | 20 | | 6 | | 37 | | 10 | | 57 | |
| 04:45 | 1 | | 22 | | 2 | | 30 | | 3 | | 52 | |
| 05:00 | 3 | 23 | 42 | 130 | 4 | 20 | 46 | 138 | 7 | 43 | 88 | 268 |
| 05:15 | 10 | | 23 | | 2 | | 26 | | 12 | | 49 | |
| 05:30 | 4 | | 32 | | 6 | | 32 | | 10 | | 64 | |
| 05:45 | 6 | | 33 | | 8 | | 34 | | 14 | | 67 | |
| 06:00 | 6 | 26 | 31 | 94 | 16 | 60 | 36 | 106 | 22 | 86 | 67 | 200 |
| 06:15 | 6 | | 30 | | 8 | | 31 | | 14 | | 61 | |
| 06:30 | 3 | | 15 | | 19 | | 23 | | 22 | | 38 | |
| 06:45 | 11 | | 18 | | 17 | | 16 | | 28 | | 34 | |
| 07:00 | 10 | 57 | 18 | 84 | 15 | 65 | 26 | 99 | 25 | 122 | 44 | 183 |
| 07:15 | 7 | | 23 | | 19 | | 22 | | 26 | | 45 | |
| 07:30 | 18 | | 19 | | 16 | | 22 | | 34 | | 41 | |
| 07:45 | 22 | | 24 | | 15 | | 29 | | 37 | | 53 | |
| 08:00 | 9 | 47 | 14 | 53 | 15 | 56 | 30 | 90 | 24 | 103 | 44 | 143 |
| 08:15 | 16 | | 10 | | 18 | | 20 | | 34 | | 30 | |
| 08:30 | 12 | | 12 | | 8 | | 8 | | 20 | | 20 | |
| 08:45 | 10 | | 17 | | 15 | | 32 | | 25 | | 49 | |
| 09:00 | 16 | 54 | 15 | 50 | 14 | 54 | 34 | 95 | 30 | 108 | 49 | 145 |
| 09:15 | 12 | | 13 | | 16 | | 16 | | 28 | | 29 | |
| 09:30 | 18 | | 14 | | 11 | | 24 | | 29 | | 38 | |
| 09:45 | 8 | | 8 | | 13 | | 21 | | 21 | | 29 | |
| 10:00 | 16 | 79 | 13 | 29 | 17 | 61 | 16 | 44 | 33 | 140 | 29 | 73 |
| 10:15 | 25 | | 6 | | 14 | | 8 | | 39 | | 14 | |
| 10:30 | 21 | | 6 | | 18 | | 10 | | 39 | | 16 | |
| 10:45 | 17 | | 4 | | 12 | | 10 | | 29 | | 14 | |
| 11:00 | 15 | 94 | 5 | 17 | 12 | 56 | 4 | 16 | 27 | 150 | 9 | 33 |
| 11:15 | 20 | | 6 | | 12 | | 6 | | 32 | | 12 | |
| 11:30 | 26 | | 5 | | 16 | | 6 | | 42 | | 11 | |
| 11:45 | 33 | | 1 | | 16 | | 0 | | 49 | | 1 | |
| Totals | 406 | | 954 | | 402 | | 1,231 | | 808 | | 2,185 | |
| Split% | 50.2 | | 43.7 | | 49.8 | | 56.3 | | | | | |
| Day Totals | | 1,360 | | | | 1,633 | | | | 2,993 | | |
| Day Splits | | 45.4 | | | | 54.6 | | | | | | |
| Peak Hour | 11:00 | | 03:30 | | 06:30 | | 03:30 | | 11:00 | | 03:30 | |
| Volume | 94 | | 143 | | 70 | | 199 | | 150 | | 342 | |
| Factor | 0.71 | | 0.83 | | 0.92 | | 0.83 | | 0.77 | | 0.84 | |

Transportation Studies, Inc.

2640 Walnut Avenue, Suite L
Tustin, CA. 92780

Location : EL CAMINO REAL
Segment : N/O AVENIDA VALENCIA
Client : CITY SAN CLEMENT

Site: AN CLEMENTE
Date: 02/12/19

| Interval | NB | | | | SB | | | | Combined | | Day: | Tuesday |
|------------|-------|-------|-------|-----|-------|-------|-------|-----|----------|--------|-------|---------|
| | AM | PM | AM | PM | AM | PM | AM | PM | | | | |
| 12:00 | 7 | 26 | 167 | 642 | 7 | 23 | 102 | 462 | 14 | 49 | 269 | 1,104 |
| 12:15 | 9 | | 150 | | 6 | | 138 | | 15 | | 288 | |
| 12:30 | 5 | | 163 | | 4 | | 118 | | 9 | | 281 | |
| 12:45 | 5 | | 162 | | 6 | | 104 | | 11 | | 266 | |
| 01:00 | 6 | 11 | 155 | 582 | 5 | 17 | 104 | 421 | 11 | 28 | 259 | 1,003 |
| 01:15 | 4 | | 147 | | 4 | | 106 | | 8 | | 253 | |
| 01:30 | 0 | | 146 | | 3 | | 97 | | 3 | | 243 | |
| 01:45 | 1 | | 134 | | 5 | | 114 | | 6 | | 248 | |
| 02:00 | 3 | 8 | 138 | 525 | 1 | 5 | 108 | 397 | 4 | 13 | 246 | 922 |
| 02:15 | 1 | | 103 | | 0 | | 91 | | 1 | | 194 | |
| 02:30 | 2 | | 132 | | 1 | | 94 | | 3 | | 226 | |
| 02:45 | 2 | | 152 | | 3 | | 104 | | 5 | | 256 | |
| 03:00 | 3 | 18 | 148 | 623 | 5 | 13 | 105 | 471 | 8 | 31 | 253 | 1,094 |
| 03:15 | 2 | | 159 | | 2 | | 108 | | 4 | | 267 | |
| 03:30 | 9 | | 162 | | 2 | | 114 | | 11 | | 276 | |
| 03:45 | 4 | | 154 | | 4 | | 144 | | 8 | | 298 | |
| 04:00 | 6 | 36 | 180 | 670 | 3 | 24 | 105 | 493 | 9 | 60 | 285 | 1,163 |
| 04:15 | 6 | | 171 | | 3 | | 136 | | 9 | | 307 | |
| 04:30 | 10 | | 148 | | 4 | | 126 | | 14 | | 274 | |
| 04:45 | 14 | | 171 | | 14 | | 126 | | 28 | | 297 | |
| 05:00 | 16 | 78 | 206 | 780 | 12 | 78 | 150 | 533 | 28 | 156 | 356 | 1,313 |
| 05:15 | 14 | | 192 | | 24 | | 140 | | 38 | | 332 | |
| 05:30 | 21 | | 206 | | 18 | | 140 | | 39 | | 346 | |
| 05:45 | 27 | | 176 | | 24 | | 103 | | 51 | | 279 | |
| 06:00 | 39 | 209 | 142 | 530 | 42 | 184 | 130 | 481 | 81 | 393 | 272 | 1,011 |
| 06:15 | 32 | | 138 | | 44 | | 127 | | 76 | | 265 | |
| 06:30 | 52 | | 124 | | 43 | | 108 | | 95 | | 232 | |
| 06:45 | 86 | | 126 | | 55 | | 116 | | 141 | | 242 | |
| 07:00 | 82 | 404 | 111 | 374 | 56 | 290 | 104 | 350 | 138 | 694 | 215 | 724 |
| 07:15 | 82 | | 110 | | 64 | | 78 | | 146 | | 188 | |
| 07:30 | 92 | | 75 | | 90 | | 90 | | 182 | | 165 | |
| 07:45 | 148 | | 78 | | 80 | | 78 | | 228 | | 156 | |
| 08:00 | 148 | 533 | 84 | 293 | 96 | 340 | 67 | 290 | 244 | 873 | 151 | 583 |
| 08:15 | 122 | | 76 | | 92 | | 90 | | 214 | | 166 | |
| 08:30 | 116 | | 66 | | 76 | | 60 | | 192 | | 126 | |
| 08:45 | 147 | | 67 | | 76 | | 73 | | 223 | | 140 | |
| 09:00 | 112 | 494 | 69 | 229 | 90 | 337 | 53 | 166 | 202 | 831 | 122 | 395 |
| 09:15 | 144 | | 84 | | 65 | | 46 | | 209 | | 130 | |
| 09:30 | 112 | | 40 | | 80 | | 33 | | 192 | | 73 | |
| 09:45 | 126 | | 36 | | 102 | | 34 | | 228 | | 70 | |
| 10:00 | 131 | 510 | 35 | 151 | 60 | 344 | 23 | 84 | 191 | 854 | 58 | 235 |
| 10:15 | 124 | | 44 | | 91 | | 24 | | 215 | | 68 | |
| 10:30 | 117 | | 40 | | 95 | | 21 | | 212 | | 61 | |
| 10:45 | 138 | | 32 | | 98 | | 16 | | 236 | | 48 | |
| 11:00 | 140 | 625 | 17 | 61 | 95 | 396 | 15 | 51 | 235 | 1,021 | 32 | 112 |
| 11:15 | 160 | | 14 | | 89 | | 8 | | 249 | | 22 | |
| 11:30 | 160 | | 16 | | 104 | | 18 | | 264 | | 34 | |
| 11:45 | 165 | | 14 | | 108 | | 10 | | 273 | | 24 | |
| Totals | 2,952 | | 5,460 | | 2,051 | | 4,199 | | 5,003 | | 9,659 | |
| Split% | 59.0 | | 56.5 | | 41.0 | | 43.5 | | | | | |
| Day Totals | | 8,412 | | | | 6,250 | | | | 14,662 | | |
| Day Splits | | 57.4 | | | | 42.6 | | | | | | |
| Peak Hour | 11:00 | | 05:00 | | 11:00 | | 04:45 | | 11:00 | | 04:45 | |
| Volume | 625 | | 780 | | 396 | | 556 | | 1,021 | | 1,331 | |
| Factor | 0.95 | | 0.95 | | 0.92 | | 0.93 | | 0.93 | | 0.93 | |

City of San Clemente
Engineering Division

Survey Location: N El Camino Real S Palmas Dr
 Note: Weekend & Labor Day counts

el camino real s. palm dr. adt 2017 labor day wkend
 Site Code: ECRsP

| Start Time | 28-Aug-17 | | Tue | | Wed | | Thu | | Fri | | Sat | | Sun | | Week Average | | |
|------------|-----------|----|-----|----|-----|----|-----|----|-----|-------------|------------|-------------|------------|-------------|--------------|-------------|------------|
| | SB | NB | SB | NB | SB | NB | SB | NB | SB | NB | SB | NB | SB | NB | SB | NB | |
| 12:00 AM | * | * | * | * | * | * | * | * | * | * | 77 | 61 | 68 | 78 | 72 | 70 | |
| 01:00 | * | * | * | * | * | * | * | * | * | * | 48 | 41 | 43 | 27 | 46 | 34 | |
| 02:00 | * | * | * | * | * | * | * | * | * | * | 24 | 23 | 29 | 21 | 26 | 22 | |
| 03:00 | * | * | * | * | * | * | * | * | * | * | 15 | 14 | 18 | 20 | 16 | 17 | |
| 04:00 | * | * | * | * | * | * | * | * | * | * | 13 | 21 | 18 | 14 | 16 | 18 | |
| 05:00 | * | * | * | * | * | * | * | * | * | * | 36 | 26 | 40 | 27 | 38 | 26 | |
| 06:00 | * | * | * | * | * | * | * | * | * | * | 127 | 111 | 75 | 77 | 101 | 94 | |
| 07:00 | * | * | * | * | * | * | * | * | * | * | 268 | 235 | 189 | 145 | 228 | 190 | |
| 08:00 | * | * | * | * | * | * | * | * | * | * | 417 | 385 | 307 | 281 | 362 | 333 | |
| 09:00 | * | * | * | * | * | * | * | * | * | * | 700 | 561 | 445 | 473 | 572 | 517 | |
| 10:00 | * | * | * | * | * | * | * | * | * | 575 | 526 | 987 | 686 | 737 | 521 | 766 | 578 |
| 11:00 | * | * | * | * | * | * | * | * | * | 743 | 618 | 1100 | 767 | 965 | 651 | 936 | 679 |
| 12:00 PM | * | * | * | * | * | * | * | * | * | 881 | 916 | 1097 | 733 | 1012 | 771 | 997 | 807 |
| 01:00 | * | * | * | * | * | * | * | * | * | 988 | 986 | 1100 | 623 | 992 | 747 | 1027 | 785 |
| 02:00 | * | * | * | * | * | * | * | * | * | 1049 | 921 | 1114 | 628 | 881 | 821 | 1015 | 790 |
| 03:00 | * | * | * | * | * | * | * | * | * | 1098 | 772 | 1100 | 560 | 660 | 741 | 953 | 691 |
| 04:00 | * | * | * | * | * | * | * | * | * | 1089 | 706 | 795 | 552 | 620 | 636 | 835 | 631 |
| 05:00 | * | * | * | * | * | * | * | * | * | 1030 | 633 | 594 | 477 | 524 | 535 | 716 | 548 |
| 06:00 | * | * | * | * | * | * | * | * | * | 840 | 524 | 489 | 470 | 479 | 535 | 603 | 510 |
| 07:00 | * | * | * | * | * | * | * | * | * | 589 | 416 | 436 | 405 | 349 | 403 | 458 | 408 |
| 08:00 | * | * | * | * | * | * | * | * | * | 383 | 313 | 322 | 310 | 272 | 296 | 326 | 306 |
| 09:00 | * | * | * | * | * | * | * | * | * | 219 | 255 | 224 | 215 | 234 | 181 | 226 | 217 |
| 10:00 | * | * | * | * | * | * | * | * | * | 188 | 193 | 186 | 148 | 151 | 137 | 175 | 159 |
| 11:00 | * | * | * | * | * | * | * | * | * | 124 | 110 | 131 | 110 | 84 | 75 | 113 | 98 |
| Lane Day | 0 | 0 | 0 | 0 | 0 | 0 | 0 | 0 | 0 | 9796 | 7889 | 11400 | 8162 | 9192 | 8213 | 10623 | 8528 |
| | | | | | | | | | | 17685 | | 19562 | | 17405 | | 19151 | |
| AM Peak | - | - | - | - | - | - | - | - | - | 11:00 | 11:00 | 11:00 | 11:00 | 11:00 | 11:00 | 11:00 | 11:00 |
| Vol. | - | - | - | - | - | - | - | - | - | 743 | 618 | 1100 | 767 | 965 | 651 | 936 | 679 |
| PM Peak | - | - | - | - | - | - | - | - | - | 15:00 | 13:00 | 14:00 | 12:00 | 12:00 | 14:00 | 13:00 | 12:00 |
| Vol. | - | - | - | - | - | - | - | - | - | 1098 | 986 | 1114 | 733 | 1012 | 821 | 1027 | 807 |

City of San Clemente Engineering Division

Survey Location: N El Camino Real S Palmas Dr
Note: Weekend & Labor Day counts

el camino real s. palm dr. adt 2017 labor day wkend
Site Code: ECRsP

| Start Time | 04-Sep-17 | | Tue | | Wed | | Thu | | Fri | | Sat | | Sun | | Week Average | |
|------------|------------|------------|------------|------------|-----|----|-----|----|-----|----|-----|----|-----|----|--------------|------------|
| | SB | NB | SB | NB | SB | NB | SB | NB | SB | NB | SB | NB | SB | NB | SB | NB |
| 12:00 AM | 52 | 50 | 25 | 19 | * | * | * | * | * | * | * | * | * | * | 38 | 34 |
| 01:00 | 26 | 27 | 10 | 13 | * | * | * | * | * | * | * | * | * | * | 18 | 20 |
| 02:00 | 19 | 19 | 10 | 11 | * | * | * | * | * | * | * | * | * | * | 14 | 15 |
| 03:00 | 12 | 11 | 11 | 10 | * | * | * | * | * | * | * | * | * | * | 12 | 10 |
| 04:00 | 9 | 19 | 17 | 24 | * | * | * | * | * | * | * | * | * | * | 13 | 22 |
| 05:00 | 42 | 29 | 46 | 57 | * | * | * | * | * | * | * | * | * | * | 44 | 43 |
| 06:00 | 89 | 78 | 135 | 177 | * | * | * | * | * | * | * | * | * | * | 112 | 128 |
| 07:00 | 169 | 159 | 391 | 397 | * | * | * | * | * | * | * | * | * | * | 280 | 278 |
| 08:00 | 292 | 298 | * | * | * | * | * | * | * | * | * | * | * | * | 292 | 298 |
| 09:00 | 397 | 390 | * | * | * | * | * | * | * | * | * | * | * | * | 397 | 390 |
| 10:00 | 505 | 504 | * | * | * | * | * | * | * | * | * | * | * | * | 505 | 504 |
| 11:00 | 596 | 732 | * | * | * | * | * | * | * | * | * | * | * | * | 596 | 732 |
| 12:00 PM | 592 | 796 | * | * | * | * | * | * | * | * | * | * | * | * | 592 | 796 |
| 01:00 | 570 | 862 | * | * | * | * | * | * | * | * | * | * | * | * | 570 | 862 |
| 02:00 | 571 | 782 | * | * | * | * | * | * | * | * | * | * | * | * | 571 | 782 |
| 03:00 | 537 | 801 | * | * | * | * | * | * | * | * | * | * | * | * | 537 | 801 |
| 04:00 | 507 | 704 | * | * | * | * | * | * | * | * | * | * | * | * | 507 | 704 |
| 05:00 | 439 | 627 | * | * | * | * | * | * | * | * | * | * | * | * | 439 | 627 |
| 06:00 | 418 | 364 | * | * | * | * | * | * | * | * | * | * | * | * | 418 | 364 |
| 07:00 | 311 | 358 | * | * | * | * | * | * | * | * | * | * | * | * | 311 | 358 |
| 08:00 | 210 | 227 | * | * | * | * | * | * | * | * | * | * | * | * | 210 | 227 |
| 09:00 | 141 | 173 | * | * | * | * | * | * | * | * | * | * | * | * | 141 | 173 |
| 10:00 | 89 | 91 | * | * | * | * | * | * | * | * | * | * | * | * | 89 | 91 |
| 11:00 | 44 | 50 | * | * | * | * | * | * | * | * | * | * | * | * | 44 | 50 |
| Lane Day | 6637 | 8151 | 645 | 708 | 0 | 0 | 0 | 0 | 0 | 0 | 0 | 0 | 0 | 0 | 6750 | 8309 |
| | 14788 | | 1353 | | 0 | | 0 | | 0 | | 0 | | 0 | | 15059 | |
| AM Peak | 11:00 | 11:00 | 07:00 | 07:00 | - | - | - | - | - | - | - | - | - | - | 11:00 | 11:00 |
| Vol. | 596 | 732 | 391 | 397 | - | - | - | - | - | - | - | - | - | - | 596 | 732 |
| PM Peak | 12:00 | 13:00 | - | - | - | - | - | - | - | - | - | - | - | - | 12:00 | 13:00 |
| Vol. | 592 | 862 | - | - | - | - | - | - | - | - | - | - | - | - | 592 | 862 |

| | | | | | | | | |
|-------------|------------|-------------|---|---|-------|-------|-------|-------|
| Comb. Total | 14788 | 1353 | 0 | 0 | 17685 | 19562 | 17405 | 34210 |
| ADT | ADT 18,144 | AADT 18,144 | | | | | | |

City of San Clemente
Engineering Division

Survey Location: S. El Camino Real S.Cristobal
 Note: Labor Day & Weekend counts

El camino real S cristobal ADT2017
 Site Code: ECR Cristo

| Start Time | 28-Aug-17 | | Tue | | Wed | | Thu | | Fri | | Sat | | Sun | | Week Average | | |
|------------|-----------|----|-----|----|-----|----|-----|----|-----|-------|-------------|------------|------------|-------------|--------------|------------|-------|
| | NB | SB | NB | SB | NB | SB | NB | SB | NB | SB | NB | SB | NB | SB | NB | SB | |
| 12:00 AM | * | * | * | * | * | * | * | * | * | * | 101 | 153 | 106 | 167 | 104 | 160 | |
| 01:00 | * | * | * | * | * | * | * | * | * | * | 53 | 83 | 68 | 104 | 60 | 94 | |
| 02:00 | * | * | * | * | * | * | * | * | * | * | 41 | 86 | 49 | 81 | 45 | 84 | |
| 03:00 | * | * | * | * | * | * | * | * | * | * | 24 | 41 | 26 | 47 | 25 | 44 | |
| 04:00 | * | * | * | * | * | * | * | * | * | * | 31 | 31 | 24 | 25 | 28 | 28 | |
| 05:00 | * | * | * | * | * | * | * | * | * | * | 68 | 30 | 44 | 41 | 56 | 36 | |
| 06:00 | * | * | * | * | * | * | * | * | * | * | 192 | 69 | 120 | 59 | 156 | 64 | |
| 07:00 | * | * | * | * | * | * | * | * | * | * | 349 | 180 | 293 | 120 | 321 | 150 | |
| 08:00 | * | * | * | * | * | * | * | * | * | * | 546 | 267 | 488 | 234 | 517 | 250 | |
| 09:00 | * | * | * | * | * | * | * | * | * | * | 615 | 437 | 596 | 366 | 606 | 402 | |
| 10:00 | * | * | * | * | * | * | * | * | * | * | 777 | 521 | 654 | 466 | 716 | 494 | |
| 11:00 | * | * | * | * | * | * | * | * | * | * | 659 | 382 | 893 | 638 | 768 | 521 | |
| 12:00 PM | * | * | * | * | * | * | * | * | * | * | 1385 | 512 | 747 | 693 | 959 | 611 | |
| 01:00 | * | * | * | * | * | * | * | * | * | * | 1076 | 487 | 676 | 846 | 864 | 684 | |
| 02:00 | * | * | * | * | * | * | * | * | * | * | 856 | 632 | 587 | 968 | 755 | 762 | |
| 03:00 | * | * | * | * | * | * | * | * | * | * | 952 | 678 | 620 | 1125 | 752 | 815 | |
| 04:00 | * | * | * | * | * | * | * | * | * | * | 722 | 674 | 614 | 1020 | 642 | 769 | |
| 05:00 | * | * | * | * | * | * | * | * | * | * | 731 | 671 | 664 | 750 | 661 | 668 | |
| 06:00 | * | * | * | * | * | * | * | * | * | * | 643 | 672 | 559 | 575 | 592 | 595 | |
| 07:00 | * | * | * | * | * | * | * | * | * | * | 598 | 593 | 564 | 496 | 539 | 526 | |
| 08:00 | * | * | * | * | * | * | * | * | * | * | 411 | 520 | 412 | 483 | 401 | 476 | |
| 09:00 | * | * | * | * | * | * | * | * | * | * | 302 | 431 | 295 | 436 | 284 | 425 | |
| 10:00 | * | * | * | * | * | * | * | * | * | * | 243 | 315 | 243 | 332 | 224 | 325 | |
| 11:00 | * | * | * | * | * | * | * | * | * | * | 149 | 239 | 151 | 221 | 136 | 221 | |
| Lane Day | 0 | 0 | 0 | 0 | 0 | 0 | 0 | 0 | 0 | 8727 | 6806 | 9822 | 10481 | 9448 | 8519 | 10211 | 9204 |
| AM Peak | - | - | - | - | - | - | - | - | - | 11:00 | 11:00 | 11:00 | 11:00 | 11:00 | 11:00 | 11:00 | 11:00 |
| Vol. | - | - | - | - | - | - | - | - | - | 659 | 382 | 893 | 638 | 753 | 542 | 768 | 521 |
| PM Peak | - | - | - | - | - | - | - | - | - | 12:00 | 15:00 | 12:00 | 15:00 | 13:00 | 13:00 | 12:00 | 15:00 |
| Vol. | - | - | - | - | - | - | - | - | - | 1385 | 678 | 747 | 1125 | 841 | 719 | 959 | 815 |

City of San Clemente
Engineering Division

Survey Location: S. El Camino Real S.Cristobal
Note: Labor Day & Weekend counts

El camino real S cristobal ADT2017
Site Code: ECR Cristo

| Start Time | 04-Sep-17 | | Tue | | Wed | | Thu | | Fri | | Sat | | Sun | | Week Average | |
|------------|-----------|-------|-------|-------|-----|----|-----|----|-----|----|-----|----|-----|----|--------------|-------|
| | NB | SB | NB | SB | NB | SB | NB | SB | NB | SB | NB | SB | NB | SB | NB | SB |
| 12:00 AM | 74 | 129 | 41 | 74 | * | * | * | * | * | * | * | * | * | * | 58 | 102 |
| 01:00 | 48 | 65 | 28 | 32 | * | * | * | * | * | * | * | * | * | * | 38 | 48 |
| 02:00 | 29 | 54 | 13 | 25 | * | * | * | * | * | * | * | * | * | * | 21 | 40 |
| 03:00 | 20 | 30 | 13 | 18 | * | * | * | * | * | * | * | * | * | * | 16 | 24 |
| 04:00 | 29 | 11 | 35 | 16 | * | * | * | * | * | * | * | * | * | * | 32 | 14 |
| 05:00 | 52 | 23 | 90 | 36 | * | * | * | * | * | * | * | * | * | * | 71 | 30 |
| 06:00 | 136 | 59 | 226 | 96 | * | * | * | * | * | * | * | * | * | * | 181 | 78 |
| 07:00 | 259 | 131 | 422 | 181 | * | * | * | * | * | * | * | * | * | * | 340 | 156 |
| 08:00 | 440 | 212 | 529 | 350 | * | * | * | * | * | * | * | * | * | * | 484 | 281 |
| 09:00 | 581 | 338 | * | * | * | * | * | * | * | * | * | * | * | * | 581 | 338 |
| 10:00 | 741 | 470 | * | * | * | * | * | * | * | * | * | * | * | * | 741 | 470 |
| 11:00 | 933 | 510 | * | * | * | * | * | * | * | * | * | * | * | * | 933 | 510 |
| 12:00 PM | 982 | 574 | * | * | * | * | * | * | * | * | * | * | * | * | 982 | 574 |
| 01:00 | 984 | 585 | * | * | * | * | * | * | * | * | * | * | * | * | 984 | 585 |
| 02:00 | 900 | 570 | * | * | * | * | * | * | * | * | * | * | * | * | 900 | 570 |
| 03:00 | 803 | 582 | * | * | * | * | * | * | * | * | * | * | * | * | 803 | 582 |
| 04:00 | 751 | 520 | * | * | * | * | * | * | * | * | * | * | * | * | 751 | 520 |
| 05:00 | 709 | 491 | * | * | * | * | * | * | * | * | * | * | * | * | 709 | 491 |
| 06:00 | 524 | 458 | * | * | * | * | * | * | * | * | * | * | * | * | 524 | 458 |
| 07:00 | 461 | 416 | * | * | * | * | * | * | * | * | * | * | * | * | 461 | 416 |
| 08:00 | 289 | 447 | * | * | * | * | * | * | * | * | * | * | * | * | 289 | 447 |
| 09:00 | 202 | 289 | * | * | * | * | * | * | * | * | * | * | * | * | 202 | 289 |
| 10:00 | 135 | 179 | * | * | * | * | * | * | * | * | * | * | * | * | 135 | 179 |
| 11:00 | 71 | 114 | * | * | * | * | * | * | * | * | * | * | * | * | 71 | 114 |
| Lane Day | 10153 | 7257 | 1397 | 828 | 0 | 0 | 0 | 0 | 0 | 0 | 0 | 0 | 0 | 0 | 10307 | 7316 |
| AM Peak | 11:00 | 11:00 | 08:00 | 08:00 | - | - | - | - | - | - | - | - | - | - | 11:00 | 11:00 |
| Vol. | 933 | 510 | 529 | 350 | - | - | - | - | - | - | - | - | - | - | 933 | 510 |
| PM Peak | 13:00 | 13:00 | - | - | - | - | - | - | - | - | - | - | - | - | 13:00 | 13:00 |
| Vol. | 984 | 585 | - | - | - | - | - | - | - | - | - | - | - | - | 984 | 585 |

| | | | | | | | | |
|-------------|------------|-------------|---|---|-------|-------|-------|-------|
| Comb. Total | 17410 | 2225 | 0 | 0 | 15533 | 20303 | 17967 | 37038 |
| ADT | ADT 18,794 | AADT 18,794 | | | | | | |

City of San Clemente
Engineering Division

El Camino Real Traffic Data
Prior to El Camino Real Bicycle Route PN 13308

El Camino Real S. San Clemente speeds
Site Code: ECRsSan
Date Start: 09-Dec-16
Date End: 15-Dec-16
Camino San Clemente
1000 FT. South

| Start Time | 05-Dec-16 | | Tue | | Wed | | Thu | | Fri | | Sat | | Sun | | Week Average | | |
|--------------|-----------|----|-----|----|-----|----|-----|----|-----|------------|------------|------------|------------|------------|--------------|------------|------------|
| | SB | NB | SB | NB | SB | NB | SB | NB | SB | NB | SB | NB | SB | NB | SB | NB | |
| 12:00 AM | * | * | * | * | * | * | * | * | * | * | 74 | 45 | 95 | 69 | 84 | 57 | |
| 01:00 | * | * | * | * | * | * | * | * | * | * | 56 | 18 | 46 | 30 | 51 | 24 | |
| 02:00 | * | * | * | * | * | * | * | * | * | * | 27 | 29 | 29 | 31 | 28 | 30 | |
| 03:00 | * | * | * | * | * | * | * | * | * | * | 21 | 12 | 21 | 7 | 21 | 10 | |
| 04:00 | * | * | * | * | * | * | * | * | * | * | 27 | 9 | 30 | 11 | 28 | 10 | |
| 05:00 | * | * | * | * | * | * | * | * | * | * | 49 | 13 | 25 | 13 | 37 | 13 | |
| 06:00 | * | * | * | * | * | * | * | * | * | * | 125 | 42 | 56 | 53 | 90 | 48 | |
| 07:00 | * | * | * | * | * | * | * | * | * | * | 248 | 96 | 190 | 98 | 219 | 97 | |
| 08:00 | * | * | * | * | * | * | * | * | * | * | 396 | 147 | 292 | 119 | 344 | 133 | |
| 09:00 | * | * | * | * | * | * | * | * | * | * | 521 | 289 | 429 | 208 | 475 | 248 | |
| 10:00 | * | * | * | * | * | * | * | * | * | 593 | 281 | 602 | 330 | 559 | 223 | 585 | 278 |
| 11:00 | * | * | * | * | * | * | * | * | * | 716 | 369 | 711 | 388 | 596 | 234 | 674 | 330 |
| 12:00 PM | * | * | * | * | * | * | * | * | * | 658 | 373 | 640 | 547 | 701 | 304 | 666 | 408 |
| 01:00 | * | * | * | * | * | * | * | * | * | 695 | 404 | 695 | 728 | 691 | 293 | 694 | 475 |
| 02:00 | * | * | * | * | * | * | * | * | * | 814 | 449 | 640 | 449 | 634 | 231 | 696 | 376 |
| 03:00 | * | * | * | * | * | * | * | * | * | 892 | 464 | 621 | 352 | 634 | 235 | 716 | 350 |
| 04:00 | * | * | * | * | * | * | * | * | * | 857 | 407 | 596 | 411 | 581 | 243 | 678 | 354 |
| 05:00 | * | * | * | * | * | * | * | * | * | 807 | 370 | 445 | 472 | 497 | 167 | 583 | 336 |
| 06:00 | * | * | * | * | * | * | * | * | * | 532 | 225 | 345 | 345 | 332 | 101 | 403 | 224 |
| 07:00 | * | * | * | * | * | * | * | * | * | 407 | 169 | 262 | 157 | 275 | 84 | 315 | 137 |
| 08:00 | * | * | * | * | * | * | * | * | * | 360 | 118 | 282 | 97 | 215 | 65 | 286 | 93 |
| 09:00 | * | * | * | * | * | * | * | * | * | 281 | 102 | 267 | 81 | 167 | 37 | 238 | 73 |
| 10:00 | * | * | * | * | * | * | * | * | * | 243 | 81 | 214 | 100 | 105 | 16 | 187 | 66 |
| 11:00 | * | * | * | * | * | * | * | * | * | 157 | 50 | 157 | 110 | 69 | 12 | 128 | 57 |
| Lane Day | 0 | 0 | 0 | 0 | 0 | 0 | 0 | 0 | 0 | 8012 | 3862 | 8021 | 5267 | 7269 | 2884 | 8226 | 4227 |
| AM Peak Vol. | - | - | - | - | - | - | - | - | - | 11:00 | 11:00 | 11:00 | 11:00 | 11:00 | 11:00 | 11:00 | 11:00 |
| PM Peak Vol. | - | - | - | - | - | - | - | - | - | 15:00 | 15:00 | 13:00 | 13:00 | 12:00 | 12:00 | 15:00 | 13:00 |

City of San Clemente
Engineering Division

El Camino Real Traffic Data
Prior to El Camino Real Bicycle Route PN 13308

El Camino Real S. San Clemente speeds
Site Code: ECRsSan
Date Start: 09-Dec-16
Date End: 15-Dec-16
Camino San Clemente
1000 FT. South

























| Start Time | 12-Dec-16 | | Tue | | Wed | | Thu | | Fri | | Sat | | Sun | | Week Average | |
|------------|------------|------------|-------------|------------|-------------|-----------|------------|-----------|-----|----|-----|----|-----|----|--------------|------------|
| | SB | NB | SB | NB | SB | NB | SB | NB | SB | NB | SB | NB | SB | NB | SB | NB |
| 12:00 AM | 52 | 5 | 42 | 20 | 84 | 1 | 83 | 0 | * | * | * | * | * | * | 65 | 6 |
| 01:00 | 22 | 3 | 18 | 11 | 36 | 2 | 43 | 1 | * | * | * | * | * | * | 30 | 4 |
| 02:00 | 16 | 7 | 21 | 11 | 33 | 0 | 31 | 0 | * | * | * | * | * | * | 25 | 4 |
| 03:00 | 8 | 6 | 17 | 7 | 35 | 1 | 26 | 0 | * | * | * | * | * | * | 22 | 4 |
| 04:00 | 39 | 10 | 27 | 4 | 46 | 0 | 41 | 0 | * | * | * | * | * | * | 38 | 4 |
| 05:00 | 71 | 15 | 56 | 17 | 90 | 2 | 91 | 0 | * | * | * | * | * | * | 77 | 8 |
| 06:00 | 229 | 65 | 279 | 24 | 286 | 5 | 269 | 2 | * | * | * | * | * | * | 266 | 24 |
| 07:00 | 507 | 168 | 637 | 53 | 659 | 26 | 655 | 23 | * | * | * | * | * | * | 614 | 68 |
| 08:00 | 614 | 243 | 662 | 67 | 769 | 17 | * | * | * | * | * | * | * | * | 682 | 109 |
| 09:00 | 526 | 181 | 735 | 67 | 661 | 21 | * | * | * | * | * | * | * | * | 641 | 90 |
| 10:00 | 585 | 188 | 780 | 89 | 737 | 30 | * | * | * | * | * | * | * | * | 701 | 102 |
| 11:00 | 724 | 405 | 916 | 76 | 751 | 42 | * | * | * | * | * | * | * | * | 797 | 174 |
| 12:00 PM | 647 | 241 | 898 | 61 | 821 | 39 | * | * | * | * | * | * | * | * | 789 | 114 |
| 01:00 | 704 | 194 | 797 | 47 | 869 | 39 | * | * | * | * | * | * | * | * | 790 | 93 |
| 02:00 | 749 | 229 | 1042 | 63 | 1027 | 76 | * | * | * | * | * | * | * | * | 939 | 123 |
| 03:00 | 831 | 213 | 1138 | 101 | 943 | 40 | * | * | * | * | * | * | * | * | 971 | 118 |
| 04:00 | 764 | 237 | 1005 | 83 | 940 | 42 | * | * | * | * | * | * | * | * | 903 | 121 |
| 05:00 | 666 | 221 | 786 | 61 | 851 | 37 | * | * | * | * | * | * | * | * | 768 | 106 |
| 06:00 | 432 | 161 | 617 | 33 | 615 | 33 | * | * | * | * | * | * | * | * | 555 | 76 |
| 07:00 | 321 | 104 | 470 | 18 | 477 | 10 | * | * | * | * | * | * | * | * | 423 | 44 |
| 08:00 | 225 | 76 | 363 | 6 | 408 | 8 | * | * | * | * | * | * | * | * | 332 | 30 |
| 09:00 | 185 | 75 | 251 | 4 | 301 | 3 | * | * | * | * | * | * | * | * | 246 | 27 |
| 10:00 | 128 | 52 | 222 | 2 | 256 | 2 | * | * | * | * | * | * | * | * | 202 | 19 |
| 11:00 | 74 | 35 | 134 | 0 | 165 | 1 | * | * | * | * | * | * | * | * | 124 | 12 |
| Lane Day | 9119 | 3134 | 11913 | 925 | 11860 | 477 | 1239 | 26 | 0 | 0 | 0 | 0 | 0 | 0 | 11000 | 1480 |
| AM Peak | 11:00 | 11:00 | 11:00 | 10:00 | 08:00 | 11:00 | 07:00 | 07:00 | - | - | - | - | - | - | 11:00 | 11:00 |
| Vol. | 724 | 405 | 916 | 89 | 769 | 42 | 655 | 23 | - | - | - | - | - | - | 797 | 174 |
| PM Peak | 15:00 | 12:00 | 15:00 | 15:00 | 14:00 | 14:00 | - | - | - | - | - | - | - | - | 15:00 | 14:00 |
| Vol. | 831 | 241 | 1138 | 101 | 1027 | 76 | - | - | - | - | - | - | - | - | 971 | 123 |

| | | | | | | | | |
|-------------|------------|-------------|-------|------|-------|-------|-------|-------|
| Comb. Total | 12253 | 12838 | 12337 | 1265 | 11874 | 13288 | 10153 | 24933 |
| ADT | ADT 12,567 | AADT 12,567 | | | | | | |

City of San Clemente
Engineering Division

Survey Location: S El Camino Real S. San Gabriel
 Note: Weekend & Labor Day Counts

El Camino real S San Gabriel ADT 2017 Laborday wkend
 Site Code: 2319ECR

| Start Time | Mon 28-Aug-17 | Tue 29-Aug-17 | Wed 30-Aug-17 | Thu 31-Aug-17 | Fri 01-Sep-17 | Average Day | Sat 02-Sep-17 | Sun 03-Sep-17 | Week Average | | |
|--------------|------------------|------------------|------------------|------------------|------------------|----------------|------------------|------------------|---|---|-------|
| 12:00 AM | * | * | * | * | * | * | 143 | 190 | 166  | | |
| 01:00 | * | * | * | * | * | * | 101 | 122 | 112  | | |
| 02:00 | * | * | * | * | * | * | 62 | 101 | 82  | | |
| 03:00 | * | * | * | * | * | * | 55 | 45 | 50  | | |
| 04:00 | * | * | * | * | * | * | 39 | 49 | 44  | | |
| 05:00 | * | * | * | * | * | * | 62 | 112 | 87  | | |
| 06:00 | * | * | * | * | * | * | 195 | 157 | 176  | | |
| 07:00 | * | * | * | * | * | * | 263 | 281 | 272  | | |
| 08:00 | * | * | * | * | * | * | 544 | 541 | 542  | | |
| 09:00 | * | * | * | * | * | * | 661 | 583 | 622  | | |
| 10:00 | * | * | * | * | * | * | 765 | 631 | 698  | | |
| 11:00 | * | * | * | * | 686 | 686 | 887 | 766 | 780  | | |
| 12:00 PM | * | * | * | * | 806 | 806 | 1276 | 754 | 945  | | |
| 01:00 | * | * | * | * | 803 | 803 | 1886 | 787 | 1159  | | |
| 02:00 | * | * | * | * | 873 | 873 | 1921 | 751 | 1182  | | |
| 03:00 | * | * | * | * | 713 | 713 | 1880 | 769 | 1121  | | |
| 04:00 | * | * | * | * | 832 | 832 | 1388 | 609 | 943  | | |
| 05:00 | * | * | * | * | 697 | 697 | 695 | 608 | 667  | | |
| 06:00 | * | * | * | * | 647 | 647 | 569 | 512 | 576  | | |
| 07:00 | * | * | * | * | 578 | 578 | 546 | 364 | 496  | | |
| 08:00 | * | * | * | * | 471 | 471 | 504 | 291 | 422  | | |
| 09:00 | * | * | * | * | 426 | 426 | 398 | 312 | 379  | | |
| 10:00 | * | * | * | * | 330 | 330 | 260 | 245 | 278  | | |
| 11:00 | * | * | * | * | 174 | 174 | 213 | 156 | 181  | | |
| Day Total | 0 | 0 | 0 | 0 | 8036 | 8036 | 15313 | 9736 | 11980 | | |
| % Avg. WkDay | 0.0% | 0.0% | 0.0% | 0.0% | 100.0% | | | | | | |
| % Avg. Week | 0.0% | 0.0% | 0.0% | 0.0% | 67.1% | 67.1% | 127.8% | 81.3% | | | |
| AM Peak | - | - | - | - | 11:00 | - | 11:00 | - | 11:00 | - | - |
| Vol. | - | - | - | - | 686 | - | 686 | - | 780 | - | - |
| PM Peak | - | - | - | - | 14:00 | - | 14:00 | - | 14:00 | - | 14:00 |
| Vol. | - | - | - | - | 873 | - | 873 | - | 1182 | - | - |

City of San Clemente
Engineering Division

Survey Location: S El Camino Real S. San Gabriel
Note: Weekend & Labor Day Counts

El Camino real S San Gabriel ADT 2017 Laborday wkend
Site Code: 2319ECR

| Start Time | Mon 04-Sep-17 | Tue 05-Sep-17 | Wed 06-Sep-17 | Thu 07-Sep-17 | Fri 08-Sep-17 | Average Day | Sat 09-Sep-17 | Sun 10-Sep-17 | Week Average |
|--------------|------------------|------------------|------------------|------------------|------------------|----------------|------------------|------------------|-----------------|
| 12:00 AM | 99 | 56 | * | * | * | 78 | * | * | 78 |
| 01:00 | 51 | 39 | * | * | * | 45 | * | * | 45 |
| 02:00 | 58 | 21 | * | * | * | 40 | * | * | 40 |
| 03:00 | 16 | 26 | * | * | * | 21 | * | * | 21 |
| 04:00 | 24 | 42 | * | * | * | 33 | * | * | 33 |
| 05:00 | 94 | 77 | * | * | * | 86 | * | * | 86 |
| 06:00 | 141 | 158 | * | * | * | 150 | * | * | 150 |
| 07:00 | 190 | 455 | * | * | * | 322 | * | * | 322 |
| 08:00 | 322 | 509 | * | * | * | 416 | * | * | 416 |
| 09:00 | 489 | * | * | * | * | 489 | * | * | 489 |
| 10:00 | 517 | * | * | * | * | 517 | * | * | 517 |
| 11:00 | 518 | * | * | * | * | 518 | * | * | 518 |
| 12:00 PM | 554 | * | * | * | * | 554 | * | * | 554 |
| 01:00 | 559 | * | * | * | * | 559 | * | * | 559 |
| 02:00 | 520 | * | * | * | * | 520 | * | * | 520 |
| 03:00 | 523 | * | * | * | * | 523 | * | * | 523 |
| 04:00 | 512 | * | * | * | * | 512 | * | * | 512 |
| 05:00 | 385 | * | * | * | * | 385 | * | * | 385 |
| 06:00 | 385 | * | * | * | * | 385 | * | * | 385 |
| 07:00 | 390 | * | * | * | * | 390 | * | * | 390 |
| 08:00 | 272 | * | * | * | * | 272 | * | * | 272 |
| 09:00 | 174 | * | * | * | * | 174 | * | * | 174 |
| 10:00 | 139 | * | * | * | * | 139 | * | * | 139 |
| 11:00 | 101 | * | * | * | * | 101 | * | * | 101 |
| Day Total | 7033 | 1383 | 0 | 0 | 0 | 7229 | 0 | 0 | 7229 |
| % Avg. WkDay | 97.3% | 19.1% | 0.0% | 0.0% | 0.0% | | | | |
| % Avg. Week | 97.3% | 19.1% | 0.0% | 0.0% | 0.0% | 100.0% | 0.0% | 0.0% | |
| AM Peak | 11:00 | 08:00 | - | - | - | 11:00 | - | - | 11:00 |
| Vol. | 518 | 509 | - | - | - | 518 | - | - | 518 |
| PM Peak | 13:00 | - | - | - | - | 13:00 | - | - | 13:00 |
| Vol. | 559 | - | - | - | - | 559 | - | - | 559 |
| Grand Total | 7033 | 1383 | 0 | 0 | 8036 | 15265 | 15313 | 9736 | 19209 |
| ADT | | ADT 10,644 | | | AADT 10,644 | | | | |



City of San Clemente

Engineering Division

Weather: Sunny, Clear
 Collected by: Jane M.
 Location: Southbound El Camino Real at Barcelona

Site Code: ECRBAR
 ECR at Barcelona SB

Date Start: 03-Oct-12
 Date End: 10-Oct-12
 Date Printed: 10-Oct-12

| Start Time | 03-Oct-12 Wed | SB THRU | SB LT | Total |
|------------|------------------|---------|-------|-------|
| 12:00 AM | | * | * | * |
| 12:15 | | * | * | * |
| 12:30 | | * | * | * |
| 12:45 | | * | * | * |
| 01:00 | | * | * | * |
| 01:15 | | * | * | * |
| 01:30 | | * | * | * |
| 01:45 | | * | * | * |
| 02:00 | | * | * | * |
| 02:15 | | * | * | * |
| 02:30 | | * | * | * |
| 02:45 | | * | * | * |
| 03:00 | | * | * | * |
| 03:15 | | * | * | * |
| 03:30 | | * | * | * |
| 03:45 | | * | * | * |
| 04:00 | | * | * | * |
| 04:15 | | * | * | * |
| 04:30 | | * | * | * |
| 04:45 | | * | * | * |
| 05:00 | | * | * | * |
| 05:15 | | * | * | * |
| 05:30 | | * | * | * |
| 05:45 | | * | * | * |
| 06:00 | | * | * | * |
| 06:15 | | * | * | * |
| 06:30 | | * | * | * |
| 06:45 | | * | * | * |
| 07:00 | | * | * | * |
| 07:15 | | * | * | * |
| 07:30 | | * | * | * |
| 07:45 | | * | * | * |
| 08:00 | | * | * | * |
| 08:15 | | * | * | * |
| 08:30 | | * | * | * |
| 08:45 | | * | * | * |
| 09:00 | | * | * | * |
| 09:15 | | * | * | * |
| 09:30 | | 86 | 7 | 93 |
| 09:45 | | 78 | 9 | 87 |
| 10:00 | | 81 | 8 | 89 |
| 10:15 | | 71 | 9 | 80 |
| 10:30 | | 99 | 8 | 107 |
| 10:45 | | 85 | 9 | 94 |
| 11:00 | | 95 | 7 | 102 |
| 11:15 | | 110 | 8 | 118 |
| 11:30 | | 104 | 11 | 115 |
| 11:45 | | 106 | 12 | 118 |
| Total | | 915 | 88 | 1003 |
| Percent | | 91.2% | 8.8% | |
| Peak | | 11:00 | 11:00 | 11:00 |
| Vol. | | 415 | 38 | 453 |
| P.H.F. | | 0.943 | 0.792 | 0.960 |



City of San Clemente

Engineering Division

Weather: Sunny, Clear
 Collected by: Jane M.
 Location: Southbound El Camino Real at Barcelona

Site Code: ECRBAR
 ECR at Barcelona SB

Date Start: 03-Oct-12
 Date End: 10-Oct-12
 Date Printed: 10-Oct-12

| Start Time | 03-Oct-12 Wed | SB THRU | SB LT | Total |
|------------|------------------|---------|-------|-------|
| 12:00 PM | | 108 | 9 | 117 |
| 12:15 | | 125 | 11 | 136 |
| 12:30 | | 98 | 16 | 114 |
| 12:45 | | 115 | 12 | 127 |
| 01:00 | | 105 | 19 | 124 |
| 01:15 | | 103 | 6 | 109 |
| 01:30 | | 103 | 12 | 115 |
| 01:45 | | 111 | 10 | 121 |
| 02:00 | | 93 | 9 | 102 |
| 02:15 | | 120 | 10 | 130 |
| 02:30 | | 103 | 13 | 116 |
| 02:45 | | 110 | 12 | 122 |
| 03:00 | | 112 | 15 | 127 |
| 03:15 | | 100 | 12 | 112 |
| 03:30 | | 92 | 7 | 99 |
| 03:45 | | 106 | 15 | 121 |
| 04:00 | | 100 | 17 | 117 |
| 04:15 | | 114 | 12 | 126 |
| 04:30 | | 130 | 16 | 146 |
| 04:45 | | 106 | 11 | 117 |
| 05:00 | | 139 | 20 | 159 |
| 05:15 | | 107 | 10 | 117 |
| 05:30 | | 123 | 13 | 136 |
| 05:45 | | 119 | 18 | 137 |
| 06:00 | | 97 | 11 | 108 |
| 06:15 | | 95 | 14 | 109 |
| 06:30 | | 87 | 18 | 105 |
| 06:45 | | 86 | 9 | 95 |
| 07:00 | | 83 | 10 | 93 |
| 07:15 | | 72 | 11 | 83 |
| 07:30 | | 82 | 11 | 93 |
| 07:45 | | 60 | 12 | 72 |
| 08:00 | | 59 | 11 | 70 |
| 08:15 | | 66 | 7 | 73 |
| 08:30 | | 63 | 9 | 72 |
| 08:45 | | 50 | 7 | 57 |
| 09:00 | | 47 | 3 | 50 |
| 09:15 | | 38 | 4 | 42 |
| 09:30 | | 51 | 3 | 54 |
| 09:45 | | 36 | 5 | 41 |
| 10:00 | | 43 | 3 | 46 |
| 10:15 | | 32 | 5 | 37 |
| 10:30 | | 29 | 0 | 29 |
| 10:45 | | 24 | 3 | 27 |
| 11:00 | | 18 | 4 | 22 |
| 11:15 | | 14 | 1 | 15 |
| 11:30 | | 8 | 1 | 9 |
| 11:45 | | 7 | 0 | 7 |
| Total | | 3889 | 467 | 4356 |
| Percent | | 89.3% | 10.7% | |
| Peak | | 16:15 | 17:00 | 17:00 |
| Vol. | | 489 | 61 | 549 |
| P.H.F. | | 0.879 | 0.763 | 0.863 |



City of San Clemente

Engineering Division

Weather: Sunny, Clear
 Collected by: Jane M.
 Location: Southbound El Camino Real at Barcelona

Site Code: ECRBAR
 ECR at Barcelona SB

Date Start: 03-Oct-12
 Date End: 10-Oct-12
 Date Printed: 10-Oct-12

| Start Time | 04-Oct-12 Thu | SB THRU | SB LT | Total |
|------------|---------------|---------|-------|-------|
| 12:00 AM | | 15 | 1 | 16 |
| 12:15 | | 5 | 1 | 6 |
| 12:30 | | 8 | 0 | 8 |
| 12:45 | | 3 | 0 | 3 |
| 01:00 | | 9 | 0 | 9 |
| 01:15 | | 6 | 0 | 6 |
| 01:30 | | 6 | 0 | 6 |
| 01:45 | | 6 | 2 | 8 |
| 02:00 | | 3 | 0 | 3 |
| 02:15 | | 1 | 0 | 1 |
| 02:30 | | 4 | 0 | 4 |
| 02:45 | | 3 | 0 | 3 |
| 03:00 | | 2 | 0 | 2 |
| 03:15 | | 1 | 0 | 1 |
| 03:30 | | 2 | 0 | 2 |
| 03:45 | | 1 | 0 | 1 |
| 04:00 | | 0 | 0 | 0 |
| 04:15 | | 1 | 0 | 1 |
| 04:30 | | 8 | 1 | 9 |
| 04:45 | | 12 | 0 | 12 |
| 05:00 | | 14 | 0 | 14 |
| 05:15 | | 12 | 1 | 13 |
| 05:30 | | 18 | 1 | 19 |
| 05:45 | | 40 | 0 | 40 |
| 06:00 | | 25 | 0 | 25 |
| 06:15 | | 51 | 3 | 54 |
| 06:30 | | 33 | 4 | 37 |
| 06:45 | | 40 | 3 | 43 |
| 07:00 | | 45 | 7 | 52 |
| 07:15 | | 63 | 6 | 69 |
| 07:30 | | 66 | 9 | 75 |
| 07:45 | | 75 | 4 | 79 |
| 08:00 | | 87 | 7 | 94 |
| 08:15 | | 73 | 6 | 79 |
| 08:30 | | 81 | 5 | 86 |
| 08:45 | | 81 | 7 | 88 |
| 09:00 | | 81 | 5 | 86 |
| 09:15 | | 91 | 5 | 96 |
| 09:30 | | 78 | 8 | 86 |
| 09:45 | | 67 | 6 | 73 |
| 10:00 | | 82 | 12 | 94 |
| 10:15 | | 63 | 7 | 70 |
| 10:30 | | 74 | 9 | 83 |
| 10:45 | | 92 | 12 | 104 |
| 11:00 | | 95 | 7 | 102 |
| 11:15 | | 107 | 9 | 116 |
| 11:30 | | 97 | 8 | 105 |
| 11:45 | | 119 | 13 | 132 |
| Total | | 1946 | 169 | 2115 |
| Percent | | 92.0% | 8.0% | |
| Peak | | 11:00 | 10:00 | 11:00 |
| Vol. | | 418 | 40 | 455 |
| P.H.F. | | 0.878 | 0.833 | 0.862 |



City of San Clemente

Engineering Division

Weather: Sunny, Clear
 Collected by: Jane M.
 Location: Southbound El Camino Real at Barcelona

Site Code: ECRBAR
 ECR at Barcelona SB

Date Start: 03-Oct-12
 Date End: 10-Oct-12
 Date Printed: 10-Oct-12

| Start Time | 04-Oct-12 Thu | SB THRU | SB LT | Total |
|------------|---------------|---------|-------|-------|
| 12:00 PM | | 113 | 12 | 125 |
| 12:15 | | 92 | 11 | 103 |
| 12:30 | | 97 | 12 | 109 |
| 12:45 | | 117 | 11 | 128 |
| 01:00 | | 101 | 9 | 110 |
| 01:15 | | 106 | 8 | 114 |
| 01:30 | | 108 | 11 | 119 |
| 01:45 | | 121 | 15 | 136 |
| 02:00 | | 83 | 10 | 93 |
| 02:15 | | 100 | 12 | 112 |
| 02:30 | | 109 | 12 | 121 |
| 02:45 | | 137 | 17 | 154 |
| 03:00 | | 94 | 9 | 103 |
| 03:15 | | 93 | 10 | 103 |
| 03:30 | | 109 | 15 | 124 |
| 03:45 | | 103 | 14 | 117 |
| 04:00 | | 122 | 12 | 134 |
| 04:15 | | 84 | 15 | 99 |
| 04:30 | | 115 | 17 | 132 |
| 04:45 | | 98 | 15 | 113 |
| 05:00 | | 120 | 17 | 137 |
| 05:15 | | 105 | 12 | 117 |
| 05:30 | | 130 | 22 | 152 |
| 05:45 | | 92 | 19 | 111 |
| 06:00 | | 111 | 15 | 126 |
| 06:15 | | 115 | 15 | 130 |
| 06:30 | | 108 | 13 | 121 |
| 06:45 | | 111 | 11 | 122 |
| 07:00 | | 101 | 14 | 115 |
| 07:15 | | 75 | 11 | 86 |
| 07:30 | | 78 | 9 | 87 |
| 07:45 | | 60 | 10 | 70 |
| 08:00 | | 73 | 11 | 84 |
| 08:15 | | 67 | 8 | 75 |
| 08:30 | | 77 | 4 | 81 |
| 08:45 | | 47 | 10 | 57 |
| 09:00 | | 54 | 4 | 58 |
| 09:15 | | 51 | 6 | 57 |
| 09:30 | | 46 | 5 | 51 |
| 09:45 | | 24 | 2 | 26 |
| 10:00 | | 33 | 2 | 35 |
| 10:15 | | 37 | 5 | 42 |
| 10:30 | | 24 | 3 | 27 |
| 10:45 | | 21 | 3 | 24 |
| 11:00 | | 23 | 2 | 25 |
| 11:15 | | 12 | 1 | 13 |
| 11:30 | | 14 | 1 | 15 |
| 11:45 | | 11 | 0 | 11 |
| Total | | 3922 | 482 | 4404 |
| Percent | | 89.1% | 10.9% | |
| Peak | | 16:45 | 17:30 | 16:45 |
| Vol. | | 453 | 71 | 519 |
| P.H.F. | | 0.827 | 0.807 | 0.854 |



City of San Clemente

Engineering Division

Weather: Sunny, Clear
 Collected by: Jane M.
 Location: Southbound El Camino Real at Barcelona

Site Code: ECRBAR
 ECR at Barcelona SB

Date Start: 03-Oct-12
 Date End: 10-Oct-12
 Date Printed: 10-Oct-12

| Start Time | 05-Oct-12 Fri | SB THRU | SB LT | Total |
|------------|------------------|---------|-------|-------|
| 12:00 AM | | 11 | 0 | 11 |
| 12:15 | | 9 | 0 | 9 |
| 12:30 | | 5 | 0 | 5 |
| 12:45 | | 8 | 0 | 8 |
| 01:00 | | 11 | 0 | 11 |
| 01:15 | | 9 | 0 | 9 |
| 01:30 | | 8 | 0 | 8 |
| 01:45 | | 11 | 0 | 11 |
| 02:00 | | 2 | 0 | 2 |
| 02:15 | | 8 | 0 | 8 |
| 02:30 | | 5 | 0 | 5 |
| 02:45 | | 2 | 2 | 4 |
| 03:00 | | 0 | 0 | 0 |
| 03:15 | | 0 | 0 | 0 |
| 03:30 | | 5 | 0 | 5 |
| 03:45 | | 3 | 0 | 3 |
| 04:00 | | 1 | 0 | 1 |
| 04:15 | | 1 | 0 | 1 |
| 04:30 | | 6 | 1 | 7 |
| 04:45 | | 11 | 0 | 11 |
| 05:00 | | 11 | 0 | 11 |
| 05:15 | | 23 | 0 | 23 |
| 05:30 | | 24 | 1 | 25 |
| 05:45 | | 37 | 0 | 37 |
| 06:00 | | 36 | 1 | 37 |
| 06:15 | | 44 | 1 | 45 |
| 06:30 | | 31 | 0 | 31 |
| 06:45 | | 44 | 3 | 47 |
| 07:00 | | 40 | 1 | 41 |
| 07:15 | | 70 | 4 | 74 |
| 07:30 | | 90 | 7 | 97 |
| 07:45 | | 91 | 7 | 98 |
| 08:00 | | 83 | 2 | 85 |
| 08:15 | | 84 | 5 | 89 |
| 08:30 | | 86 | 5 | 91 |
| 08:45 | | 111 | 5 | 116 |
| 09:00 | | 70 | 9 | 79 |
| 09:15 | | 85 | 4 | 89 |
| 09:30 | | 81 | 8 | 89 |
| 09:45 | | 108 | 6 | 114 |
| 10:00 | | 89 | 8 | 97 |
| 10:15 | | 92 | 2 | 94 |
| 10:30 | | 98 | 4 | 102 |
| 10:45 | | 91 | 3 | 94 |
| 11:00 | | 104 | 12 | 116 |
| 11:15 | | 107 | 4 | 111 |
| 11:30 | | 113 | 6 | 119 |
| 11:45 | | 107 | 7 | 114 |
| Total | | 2166 | 118 | 2284 |
| Percent | | 94.8% | 5.2% | |
| Peak | | 11:00 | 11:00 | 11:00 |
| Vol. | | 431 | 29 | 460 |
| P.H.F. | | 0.954 | 0.604 | 0.966 |



City of San Clemente

Engineering Division

Weather: Sunny, Clear
 Collected by: Jane M.
 Location: Southbound El Camino Real at Barcelona

Site Code: ECRBAR
 ECR at Barcelona SB

Date Start: 03-Oct-12
 Date End: 10-Oct-12
 Date Printed: 10-Oct-12

| Start Time | 05-Oct-12 Fri | SB THRU | SB LT | Total |
|------------|------------------|---------|-------|-------|
| 12:00 PM | | 113 | 6 | 119 |
| 12:15 | | 108 | 7 | 115 |
| 12:30 | | 129 | 10 | 139 |
| 12:45 | | 102 | 12 | 114 |
| 01:00 | | 110 | 12 | 122 |
| 01:15 | | 115 | 7 | 122 |
| 01:30 | | 124 | 13 | 137 |
| 01:45 | | 112 | 11 | 123 |
| 02:00 | | 128 | 16 | 144 |
| 02:15 | | 106 | 8 | 114 |
| 02:30 | | 106 | 6 | 112 |
| 02:45 | | 121 | 12 | 133 |
| 03:00 | | 114 | 12 | 126 |
| 03:15 | | 108 | 6 | 114 |
| 03:30 | | 129 | 11 | 140 |
| 03:45 | | 124 | 11 | 135 |
| 04:00 | | 134 | 7 | 141 |
| 04:15 | | 135 | 17 | 152 |
| 04:30 | | 117 | 15 | 132 |
| 04:45 | | 119 | 14 | 133 |
| 05:00 | | 102 | 14 | 116 |
| 05:15 | | 135 | 17 | 152 |
| 05:30 | | 115 | 13 | 128 |
| 05:45 | | 102 | 12 | 114 |
| 06:00 | | 105 | 12 | 117 |
| 06:15 | | 103 | 11 | 114 |
| 06:30 | | 70 | 11 | 81 |
| 06:45 | | 109 | 11 | 120 |
| 07:00 | | 83 | 10 | 93 |
| 07:15 | | 98 | 9 | 107 |
| 07:30 | | 70 | 6 | 76 |
| 07:45 | | 76 | 8 | 84 |
| 08:00 | | 68 | 6 | 74 |
| 08:15 | | 68 | 7 | 75 |
| 08:30 | | 51 | 3 | 54 |
| 08:45 | | 66 | 7 | 73 |
| 09:00 | | 58 | 7 | 65 |
| 09:15 | | 61 | 4 | 65 |
| 09:30 | | 47 | 6 | 53 |
| 09:45 | | 56 | 5 | 61 |
| 10:00 | | 37 | 2 | 39 |
| 10:15 | | 47 | 3 | 50 |
| 10:30 | | 43 | 4 | 47 |
| 10:45 | | 24 | 1 | 25 |
| 11:00 | | 32 | 0 | 32 |
| 11:15 | | 23 | 1 | 24 |
| 11:30 | | 33 | 1 | 34 |
| 11:45 | | 18 | 3 | 21 |
| Total | | 4254 | 407 | 4661 |
| Percent | | 91.3% | 8.7% | |
| Peak | | 15:30 | 16:15 | 15:30 |
| Vol. | | 522 | 60 | 568 |
| P.H.F. | | 0.967 | 0.882 | 0.934 |



City of San Clemente

Engineering Division

Weather: Sunny, Clear
 Collected by: Jane M.
 Location: Southbound El Camino Real at Barcelona

Site Code: ECRBAR
 ECR at Barcelona SB

Date Start: 03-Oct-12
 Date End: 10-Oct-12
 Date Printed: 10-Oct-12

| Start Time | 06-Oct-12 Sat | SB THRU | SB LT | Total |
|------------|---------------|---------|-------|-------|
| 12:00 AM | | 28 | 0 | 28 |
| 12:15 | | 18 | 0 | 18 |
| 12:30 | | 22 | 0 | 22 |
| 12:45 | | 13 | 0 | 13 |
| 01:00 | | 22 | 0 | 22 |
| 01:15 | | 17 | 0 | 17 |
| 01:30 | | 19 | 0 | 19 |
| 01:45 | | 18 | 0 | 18 |
| 02:00 | | 14 | 0 | 14 |
| 02:15 | | 17 | 0 | 17 |
| 02:30 | | 8 | 0 | 8 |
| 02:45 | | 7 | 0 | 7 |
| 03:00 | | 6 | 0 | 6 |
| 03:15 | | 5 | 0 | 5 |
| 03:30 | | 4 | 0 | 4 |
| 03:45 | | 3 | 0 | 3 |
| 04:00 | | 3 | 0 | 3 |
| 04:15 | | 2 | 1 | 3 |
| 04:30 | | 1 | 0 | 1 |
| 04:45 | | 7 | 0 | 7 |
| 05:00 | | 3 | 0 | 3 |
| 05:15 | | 10 | 0 | 10 |
| 05:30 | | 11 | 1 | 12 |
| 05:45 | | 16 | 2 | 18 |
| 06:00 | | 14 | 0 | 14 |
| 06:15 | | 23 | 0 | 23 |
| 06:30 | | 32 | 0 | 32 |
| 06:45 | | 45 | 2 | 47 |
| 07:00 | | 35 | 2 | 37 |
| 07:15 | | 45 | 5 | 50 |
| 07:30 | | 59 | 2 | 61 |
| 07:45 | | 44 | 2 | 46 |
| 08:00 | | 51 | 1 | 52 |
| 08:15 | | 59 | 6 | 65 |
| 08:30 | | 83 | 5 | 88 |
| 08:45 | | 86 | 3 | 89 |
| 09:00 | | 77 | 5 | 82 |
| 09:15 | | 85 | 3 | 88 |
| 09:30 | | 75 | 4 | 79 |
| 09:45 | | 106 | 2 | 108 |
| 10:00 | | 93 | 3 | 96 |
| 10:15 | | 93 | 6 | 99 |
| 10:30 | | 117 | 2 | 119 |
| 10:45 | | 102 | 6 | 108 |
| 11:00 | | 136 | 5 | 141 |
| 11:15 | | 115 | 5 | 120 |
| 11:30 | | 130 | 7 | 137 |
| 11:45 | | 102 | 5 | 107 |
| Total | | 2081 | 85 | 2166 |
| Percent | | 96.1% | 3.9% | |
| Peak | | 10:45 | 10:45 | 10:45 |
| Vol. | | 483 | 23 | 506 |
| P.H.F. | | 0.888 | 0.821 | 0.897 |



City of San Clemente

Engineering Division

Weather: Sunny, Clear
 Collected by: Jane M.
 Location: Southbound El Camino Real at Barcelona

Site Code: ECRBAR
 ECR at Barcelona SB

Date Start: 03-Oct-12
 Date End: 10-Oct-12
 Date Printed: 10-Oct-12

| Start Time | 06-Oct-12 Sat | SB THRU | SB LT | Total |
|------------|---------------|---------|-------|-------|
| 12:00 PM | | 136 | 6 | 142 |
| 12:15 | | 120 | 3 | 123 |
| 12:30 | | 130 | 8 | 138 |
| 12:45 | | 123 | 9 | 132 |
| 01:00 | | 118 | 6 | 124 |
| 01:15 | | 108 | 9 | 117 |
| 01:30 | | 124 | 8 | 132 |
| 01:45 | | 107 | 6 | 113 |
| 02:00 | | 128 | 7 | 135 |
| 02:15 | | 120 | 10 | 130 |
| 02:30 | | 114 | 6 | 120 |
| 02:45 | | 115 | 5 | 120 |
| 03:00 | | 122 | 3 | 125 |
| 03:15 | | 118 | 5 | 123 |
| 03:30 | | 113 | 4 | 117 |
| 03:45 | | 115 | 9 | 124 |
| 04:00 | | 114 | 9 | 123 |
| 04:15 | | 97 | 6 | 103 |
| 04:30 | | 111 | 5 | 116 |
| 04:45 | | 89 | 6 | 95 |
| 05:00 | | 102 | 9 | 111 |
| 05:15 | | 80 | 6 | 86 |
| 05:30 | | 110 | 4 | 114 |
| 05:45 | | 90 | 4 | 94 |
| 06:00 | | 87 | 3 | 90 |
| 06:15 | | 100 | 5 | 105 |
| 06:30 | | 87 | 3 | 90 |
| 06:45 | | 85 | 3 | 88 |
| 07:00 | | 88 | 1 | 89 |
| 07:15 | | 61 | 5 | 66 |
| 07:30 | | 84 | 1 | 85 |
| 07:45 | | 74 | 3 | 77 |
| 08:00 | | 62 | 3 | 65 |
| 08:15 | | 70 | 4 | 74 |
| 08:30 | | 63 | 1 | 64 |
| 08:45 | | 70 | 3 | 73 |
| 09:00 | | 54 | 3 | 57 |
| 09:15 | | 51 | 3 | 54 |
| 09:30 | | 50 | 0 | 50 |
| 09:45 | | 53 | 0 | 53 |
| 10:00 | | 50 | 1 | 51 |
| 10:15 | | 40 | 0 | 40 |
| 10:30 | | 36 | 2 | 38 |
| 10:45 | | 38 | 0 | 38 |
| 11:00 | | 31 | 0 | 31 |
| 11:15 | | 32 | 0 | 32 |
| 11:30 | | 16 | 1 | 17 |
| 11:45 | | 16 | 0 | 16 |
| Total | | 4102 | 198 | 4300 |
| Percent | | 95.4% | 4.6% | |
| Peak | | 12:00 | 12:30 | 12:00 |
| Vol. | | 509 | 32 | 535 |
| P.H.F. | | 0.936 | 0.889 | 0.942 |



City of San Clemente

Engineering Division

Weather: Sunny, Clear
 Collected by: Jane M.
 Location: Southbound El Camino Real at Barcelona

Site Code: ECRBAR
 ECR at Barcelona SB

Date Start: 03-Oct-12
 Date End: 10-Oct-12
 Date Printed: 10-Oct-12

| Start Time | 07-Oct-12 Sun | SB THRU | SB LT | Total |
|------------|---------------|---------|-------|-------|
| 12:00 AM | | 19 | 0 | 19 |
| 12:15 | | 24 | 0 | 24 |
| 12:30 | | 13 | 0 | 13 |
| 12:45 | | 19 | 0 | 19 |
| 01:00 | | 9 | 0 | 9 |
| 01:15 | | 12 | 0 | 12 |
| 01:30 | | 13 | 0 | 13 |
| 01:45 | | 14 | 0 | 14 |
| 02:00 | | 12 | 0 | 12 |
| 02:15 | | 17 | 0 | 17 |
| 02:30 | | 6 | 0 | 6 |
| 02:45 | | 4 | 0 | 4 |
| 03:00 | | 0 | 0 | 0 |
| 03:15 | | 3 | 0 | 3 |
| 03:30 | | 3 | 0 | 3 |
| 03:45 | | 4 | 3 | 7 |
| 04:00 | | 0 | 0 | 0 |
| 04:15 | | 0 | 0 | 0 |
| 04:30 | | 3 | 0 | 3 |
| 04:45 | | 2 | 0 | 2 |
| 05:00 | | 5 | 0 | 5 |
| 05:15 | | 5 | 0 | 5 |
| 05:30 | | 9 | 0 | 9 |
| 05:45 | | 11 | 0 | 11 |
| 06:00 | | 19 | 0 | 19 |
| 06:15 | | 20 | 0 | 20 |
| 06:30 | | 12 | 0 | 12 |
| 06:45 | | 18 | 0 | 18 |
| 07:00 | | 35 | 1 | 36 |
| 07:15 | | 29 | 1 | 30 |
| 07:30 | | 26 | 1 | 27 |
| 07:45 | | 44 | 0 | 44 |
| 08:00 | | 46 | 0 | 46 |
| 08:15 | | 50 | 1 | 51 |
| 08:30 | | 43 | 1 | 44 |
| 08:45 | | 51 | 0 | 51 |
| 09:00 | | 71 | 3 | 74 |
| 09:15 | | 73 | 3 | 76 |
| 09:30 | | 84 | 1 | 85 |
| 09:45 | | 86 | 0 | 86 |
| 10:00 | | 83 | 4 | 87 |
| 10:15 | | 108 | 3 | 111 |
| 10:30 | | 102 | 3 | 105 |
| 10:45 | | 94 | 1 | 95 |
| 11:00 | | 113 | 2 | 115 |
| 11:15 | | 94 | 2 | 96 |
| 11:30 | | 90 | 1 | 91 |
| 11:45 | | 115 | 2 | 117 |
| Total | | 1713 | 33 | 1746 |
| Percent | | 98.1% | 1.9% | |
| Peak | | 10:15 | 10:00 | 10:15 |
| Vol. | | 417 | 11 | 426 |
| P.H.F. | | 0.923 | 0.688 | 0.926 |



City of San Clemente

Engineering Division

Weather: Sunny, Clear
Collected by: Jane M.
Location: Southbound El Camino Real at Barcelona

Site Code: ECRBAR
ECR at Barcelona SB

Date Start: 03-Oct-12
Date End: 10-Oct-12
Date Printed: 10-Oct-12

| Start Time | 07-Oct-12 Sun | SB THRU | SB LT | Total |
|------------|---------------|---------|-------|-------|
| 12:00 PM | | 109 | 2 | 111 |
| 12:15 | | 102 | 2 | 104 |
| 12:30 | | 118 | 3 | 121 |
| 12:45 | | 114 | 2 | 116 |
| 01:00 | | 107 | 4 | 111 |
| 01:15 | | 104 | 4 | 108 |
| 01:30 | | 122 | 2 | 124 |
| 01:45 | | 94 | 3 | 97 |
| 02:00 | | 106 | 3 | 109 |
| 02:15 | | 101 | 2 | 103 |
| 02:30 | | 111 | 4 | 115 |
| 02:45 | | 93 | 2 | 95 |
| 03:00 | | 108 | 3 | 111 |
| 03:15 | | 103 | 2 | 105 |
| 03:30 | | 73 | 6 | 79 |
| 03:45 | | 98 | 5 | 103 |
| 04:00 | | 112 | 1 | 113 |
| 04:15 | | 89 | 2 | 91 |
| 04:30 | | 79 | 2 | 81 |
| 04:45 | | 90 | 0 | 90 |
| 05:00 | | 106 | 4 | 110 |
| 05:15 | | 75 | 4 | 79 |
| 05:30 | | 85 | 3 | 88 |
| 05:45 | | 69 | 2 | 71 |
| 06:00 | | 87 | 2 | 89 |
| 06:15 | | 84 | 2 | 86 |
| 06:30 | | 72 | 2 | 74 |
| 06:45 | | 75 | 3 | 78 |
| 07:00 | | 85 | 1 | 86 |
| 07:15 | | 87 | 3 | 90 |
| 07:30 | | 74 | 1 | 75 |
| 07:45 | | 81 | 2 | 83 |
| 08:00 | | 62 | 1 | 63 |
| 08:15 | | 52 | 1 | 53 |
| 08:30 | | 61 | 1 | 62 |
| 08:45 | | 41 | 2 | 43 |
| 09:00 | | 34 | 0 | 34 |
| 09:15 | | 29 | 0 | 29 |
| 09:30 | | 23 | 0 | 23 |
| 09:45 | | 22 | 1 | 23 |
| 10:00 | | 36 | 0 | 36 |
| 10:15 | | 24 | 2 | 26 |
| 10:30 | | 15 | 1 | 16 |
| 10:45 | | 25 | 0 | 25 |
| 11:00 | | 14 | 0 | 14 |
| 11:15 | | 17 | 1 | 18 |
| 11:30 | | 12 | 0 | 12 |
| 11:45 | | 11 | 0 | 11 |
| Total | | 3491 | 93 | 3584 |
| Percent | | 97.4% | 2.6% | |
| Peak | | 12:45 | 15:00 | 12:45 |
| Vol. | | 447 | 16 | 459 |
| P.H.F. | | 0.916 | 0.667 | 0.925 |



City of San Clemente

Engineering Division

Weather: Sunny, Clear
 Collected by: Jane M.
 Location: Southbound El Camino Real at Barcelona

Site Code: ECRBAR
 ECR at Barcelona SB

Date Start: 03-Oct-12
 Date End: 10-Oct-12
 Date Printed: 10-Oct-12

| Start Time | 08-Oct-12 Mon | SB THRU | SB LT | Total |
|------------|---------------|---------|-------|-------|
| 12:00 AM | | 11 | 0 | 11 |
| 12:15 | | 11 | 0 | 11 |
| 12:30 | | 6 | 0 | 6 |
| 12:45 | | 5 | 0 | 5 |
| 01:00 | | 4 | 0 | 4 |
| 01:15 | | 7 | 0 | 7 |
| 01:30 | | 1 | 0 | 1 |
| 01:45 | | 3 | 0 | 3 |
| 02:00 | | 1 | 0 | 1 |
| 02:15 | | 2 | 0 | 2 |
| 02:30 | | 4 | 0 | 4 |
| 02:45 | | 3 | 0 | 3 |
| 03:00 | | 3 | 0 | 3 |
| 03:15 | | 0 | 0 | 0 |
| 03:30 | | 4 | 0 | 4 |
| 03:45 | | 0 | 0 | 0 |
| 04:00 | | 3 | 0 | 3 |
| 04:15 | | 1 | 0 | 1 |
| 04:30 | | 2 | 0 | 2 |
| 04:45 | | 8 | 0 | 8 |
| 05:00 | | 12 | 0 | 12 |
| 05:15 | | 8 | 0 | 8 |
| 05:30 | | 9 | 0 | 9 |
| 05:45 | | 23 | 0 | 23 |
| 06:00 | | 24 | 1 | 25 |
| 06:15 | | 28 | 0 | 28 |
| 06:30 | | 31 | 0 | 31 |
| 06:45 | | 29 | 0 | 29 |
| 07:00 | | 50 | 1 | 51 |
| 07:15 | | 57 | 2 | 59 |
| 07:30 | | 60 | 0 | 60 |
| 07:45 | | 71 | 1 | 72 |
| 08:00 | | 87 | 2 | 89 |
| 08:15 | | 96 | 2 | 98 |
| 08:30 | | 78 | 0 | 78 |
| 08:45 | | 87 | 2 | 89 |
| 09:00 | | 83 | 2 | 85 |
| 09:15 | | 66 | 0 | 66 |
| 09:30 | | 79 | 1 | 80 |
| 09:45 | | 87 | 0 | 87 |
| 10:00 | | 64 | 2 | 66 |
| 10:15 | | 91 | 0 | 91 |
| 10:30 | | 88 | 1 | 89 |
| 10:45 | | 95 | 2 | 97 |
| 11:00 | | 90 | 1 | 91 |
| 11:15 | | 92 | 1 | 93 |
| 11:30 | | 120 | 1 | 121 |
| 11:45 | | 100 | 1 | 101 |
| Total | | 1884 | 23 | 1907 |
| Percent | | 98.8% | 1.2% | |
| Peak | | 11:00 | 08:00 | 11:00 |
| Vol. | | 402 | 6 | 406 |
| P.H.F. | | 0.838 | 0.750 | 0.839 |



City of San Clemente

Engineering Division

Weather: Sunny, Clear
 Collected by: Jane M.
 Location: Southbound El Camino Real at Barcelona

Site Code: ECRBAR
 ECR at Barcelona SB

Date Start: 03-Oct-12
 Date End: 10-Oct-12
 Date Printed: 10-Oct-12

| Start Time | 08-Oct-12 Mon | SB THRU | SB LT | Total |
|------------|---------------|---------|-------|-------|
| 12:00 PM | | 126 | 3 | 129 |
| 12:15 | | 125 | 1 | 126 |
| 12:30 | | 113 | 2 | 115 |
| 12:45 | | 128 | 1 | 129 |
| 01:00 | | 116 | 3 | 119 |
| 01:15 | | 76 | 1 | 77 |
| 01:30 | | 120 | 1 | 121 |
| 01:45 | | 126 | 1 | 127 |
| 02:00 | | 120 | 2 | 122 |
| 02:15 | | 100 | 1 | 101 |
| 02:30 | | 127 | 2 | 129 |
| 02:45 | | 122 | 2 | 124 |
| 03:00 | | 113 | 2 | 115 |
| 03:15 | | 106 | 0 | 106 |
| 03:30 | | 107 | 0 | 107 |
| 03:45 | | 99 | 0 | 99 |
| 04:00 | | 109 | 1 | 110 |
| 04:15 | | 107 | 1 | 108 |
| 04:30 | | 109 | 0 | 109 |
| 04:45 | | 100 | 2 | 102 |
| 05:00 | | 103 | 0 | 103 |
| 05:15 | | 102 | 2 | 104 |
| 05:30 | | 100 | 1 | 101 |
| 05:45 | | 118 | 1 | 119 |
| 06:00 | | 88 | 2 | 90 |
| 06:15 | | 86 | 1 | 87 |
| 06:30 | | 56 | 1 | 57 |
| 06:45 | | 97 | 1 | 98 |
| 07:00 | | 66 | 2 | 68 |
| 07:15 | | 70 | 0 | 70 |
| 07:30 | | 62 | 1 | 63 |
| 07:45 | | 60 | 0 | 60 |
| 08:00 | | 53 | 0 | 53 |
| 08:15 | | 47 | 1 | 48 |
| 08:30 | | 54 | 0 | 54 |
| 08:45 | | 55 | 1 | 56 |
| 09:00 | | 52 | 0 | 52 |
| 09:15 | | 42 | 0 | 42 |
| 09:30 | | 32 | 1 | 33 |
| 09:45 | | 23 | 0 | 23 |
| 10:00 | | 27 | 0 | 27 |
| 10:15 | | 21 | 0 | 21 |
| 10:30 | | 16 | 0 | 16 |
| 10:45 | | 14 | 0 | 14 |
| 11:00 | | 17 | 0 | 17 |
| 11:15 | | 11 | 0 | 11 |
| 11:30 | | 10 | 0 | 10 |
| 11:45 | | 9 | 0 | 9 |
| Total | | 3740 | 41 | 3781 |
| Percent | | 98.9% | 1.1% | |
| Peak | | 12:00 | 12:00 | 12:00 |
| Vol. | | 492 | 7 | 499 |
| P.H.F. | | 0.961 | 0.583 | 0.967 |



City of San Clemente

Engineering Division

Weather: Sunny, Clear
 Collected by: Jane M.
 Location: Southbound El Camino Real at Barcelona

Site Code: ECRBAR
 ECR at Barcelona SB

Date Start: 03-Oct-12
 Date End: 10-Oct-12
 Date Printed: 10-Oct-12

| Start Time | 09-Oct-12 Tue | SB THRU | SB LT | Total |
|------------|------------------|---------|-------|-------|
| 12:00 AM | | 18 | 0 | 18 |
| 12:15 | | 7 | 0 | 7 |
| 12:30 | | 5 | 0 | 5 |
| 12:45 | | 4 | 0 | 4 |
| 01:00 | | 6 | 0 | 6 |
| 01:15 | | 0 | 0 | 0 |
| 01:30 | | 5 | 0 | 5 |
| 01:45 | | 5 | 0 | 5 |
| 02:00 | | 2 | 0 | 2 |
| 02:15 | | 6 | 0 | 6 |
| 02:30 | | 1 | 0 | 1 |
| 02:45 | | 2 | 0 | 2 |
| 03:00 | | 1 | 0 | 1 |
| 03:15 | | 2 | 0 | 2 |
| 03:30 | | 2 | 2 | 4 |
| 03:45 | | 2 | 0 | 2 |
| 04:00 | | 2 | 0 | 2 |
| 04:15 | | 1 | 0 | 1 |
| 04:30 | | 5 | 0 | 5 |
| 04:45 | | 11 | 0 | 11 |
| 05:00 | | 13 | 0 | 13 |
| 05:15 | | 10 | 0 | 10 |
| 05:30 | | 14 | 0 | 14 |
| 05:45 | | 21 | 0 | 21 |
| 06:00 | | 30 | 0 | 30 |
| 06:15 | | 33 | 1 | 34 |
| 06:30 | | 46 | 0 | 46 |
| 06:45 | | 49 | 0 | 49 |
| 07:00 | | 44 | 1 | 45 |
| 07:15 | | 71 | 0 | 71 |
| 07:30 | | 74 | 0 | 74 |
| 07:45 | | 78 | 3 | 81 |
| 08:00 | | 94 | 1 | 95 |
| 08:15 | | 62 | 1 | 63 |
| 08:30 | | 80 | 1 | 81 |
| 08:45 | | 65 | 0 | 65 |
| 09:00 | | 76 | 0 | 76 |
| 09:15 | | 80 | 0 | 80 |
| 09:30 | | 77 | 0 | 77 |
| 09:45 | | 100 | 2 | 102 |
| 10:00 | | 75 | 0 | 75 |
| 10:15 | | 86 | 1 | 87 |
| 10:30 | | 89 | 0 | 89 |
| 10:45 | | 92 | 0 | 92 |
| 11:00 | | 82 | 0 | 82 |
| 11:15 | | 82 | 0 | 82 |
| 11:30 | | 104 | 0 | 104 |
| 11:45 | | 93 | 1 | 94 |
| Total | | 1907 | 14 | 1921 |
| Percent | | 99.3% | 0.7% | |
| Peak | | 11:00 | 07:45 | 11:00 |
| Vol. | | 361 | 6 | 362 |
| P.H.F. | | 0.868 | 0.500 | 0.870 |



City of San Clemente

Engineering Division

Weather: Sunny, Clear
 Collected by: Jane M.
 Location: Southbound El Camino Real at Barcelona

Site Code: ECRBAR
 ECR at Barcelona SB

Date Start: 03-Oct-12
 Date End: 10-Oct-12
 Date Printed: 10-Oct-12

| Start Time | 09-Oct-12 Tue | SB THRU | SB LT | Total |
|------------|---------------|---------|-------|-------|
| 12:00 PM | | 97 | 1 | 98 |
| 12:15 | | 111 | 0 | 111 |
| 12:30 | | 115 | 1 | 116 |
| 12:45 | | 122 | 0 | 122 |
| 01:00 | | 89 | 0 | 89 |
| 01:15 | | 115 | 1 | 116 |
| 01:30 | | 111 | 0 | 111 |
| 01:45 | | 117 | 1 | 118 |
| 02:00 | | 111 | 1 | 112 |
| 02:15 | | 126 | 0 | 126 |
| 02:30 | | 110 | 0 | 110 |
| 02:45 | | 101 | 0 | 101 |
| 03:00 | | 104 | 0 | 104 |
| 03:15 | | 94 | 0 | 94 |
| 03:30 | | 98 | 0 | 98 |
| 03:45 | | 103 | 1 | 104 |
| 04:00 | | 129 | 1 | 130 |
| 04:15 | | 115 | 1 | 116 |
| 04:30 | | 101 | 0 | 101 |
| 04:45 | | 112 | 1 | 113 |
| 05:00 | | 103 | 1 | 104 |
| 05:15 | | 90 | 1 | 91 |
| 05:30 | | 102 | 0 | 102 |
| 05:45 | | 91 | 0 | 91 |
| 06:00 | | 117 | 2 | 119 |
| 06:15 | | 99 | 0 | 99 |
| 06:30 | | 86 | 0 | 86 |
| 06:45 | | 88 | 2 | 90 |
| 07:00 | | 82 | 0 | 82 |
| 07:15 | | 77 | 1 | 78 |
| 07:30 | | 62 | 0 | 62 |
| 07:45 | | 53 | 1 | 54 |
| 08:00 | | 51 | 0 | 51 |
| 08:15 | | 75 | 0 | 75 |
| 08:30 | | 62 | 0 | 62 |
| 08:45 | | 54 | 0 | 54 |
| 09:00 | | 65 | 2 | 67 |
| 09:15 | | 37 | 0 | 37 |
| 09:30 | | 35 | 0 | 35 |
| 09:45 | | 31 | 0 | 31 |
| 10:00 | | 34 | 1 | 35 |
| 10:15 | | 28 | 0 | 28 |
| 10:30 | | 25 | 0 | 25 |
| 10:45 | | 9 | 0 | 9 |
| 11:00 | | 13 | 0 | 13 |
| 11:15 | | 11 | 0 | 11 |
| 11:30 | | 18 | 0 | 18 |
| 11:45 | | 12 | 0 | 12 |
| Total | | 3791 | 20 | 3811 |
| Percent | | 99.5% | 0.5% | |
| Peak | | 13:30 | 18:00 | 13:30 |
| Vol. | | 465 | 4 | 467 |
| P.H.F. | | 0.923 | 0.500 | 0.927 |



City of San Clemente

Engineering Division

Weather: Sunny, Clear
 Collected by: Jane M.
 Location: Southbound El Camino Real at Barcelona

Site Code: ECRBAR
 ECR at Barcelona SB

Date Start: 03-Oct-12
 Date End: 10-Oct-12
 Date Printed: 10-Oct-12

| Start Time | 10-Oct-12 Wed | SB THRU | SB LT | Total |
|--------------------|------------------|------------------|-------------------|--------------|
| 12:00 AM | | 12 | 0 | 12 |
| 12:15 | | 7 | 0 | 7 |
| 12:30 | | 9 | 0 | 9 |
| 12:45 | | 6 | 0 | 6 |
| 01:00 | | 8 | 0 | 8 |
| 01:15 | | 1 | 0 | 1 |
| 01:30 | | 4 | 0 | 4 |
| 01:45 | | 3 | 0 | 3 |
| 02:00 | | 5 | 0 | 5 |
| 02:15 | | 4 | 0 | 4 |
| 02:30 | | 1 | 0 | 1 |
| 02:45 | | 1 | 0 | 1 |
| 03:00 | | 1 | 0 | 1 |
| 03:15 | | 0 | 0 | 0 |
| 03:30 | | 2 | 0 | 2 |
| 03:45 | | 0 | 0 | 0 |
| 04:00 | | 1 | 0 | 1 |
| 04:15 | | 3 | 0 | 3 |
| 04:30 | | 2 | 0 | 2 |
| 04:45 | | 14 | 0 | 14 |
| 05:00 | | 10 | 0 | 10 |
| 05:15 | | 15 | 0 | 15 |
| 05:30 | | 12 | 1 | 13 |
| 05:45 | | 32 | 0 | 32 |
| 06:00 | | 29 | 0 | 29 |
| 06:15 | | 35 | 0 | 35 |
| 06:30 | | 39 | 0 | 39 |
| 06:45 | | 42 | 1 | 43 |
| 07:00 | | 40 | 1 | 41 |
| 07:15 | | 57 | 0 | 57 |
| 07:30 | | 92 | 2 | 94 |
| 07:45 | | 60 | 1 | 61 |
| 08:00 | | 72 | 0 | 72 |
| 08:15 | | * | * | * |
| 08:30 | | * | * | * |
| 08:45 | | * | * | * |
| 09:00 | | * | * | * |
| 09:15 | | * | * | * |
| 09:30 | | * | * | * |
| 09:45 | | * | * | * |
| 10:00 | | * | * | * |
| 10:15 | | * | * | * |
| 10:30 | | * | * | * |
| 10:45 | | * | * | * |
| 11:00 | | * | * | * |
| 11:15 | | * | * | * |
| 11:30 | | * | * | * |
| 11:45 | | * | * | * |
| Total | | 619 | 6 | 625 |
| Percent | | 99.0% | 1.0% | |
| Peak | | 07:15 | 06:45 | 07:15 |
| Vol. | | 281 | 4 | 284 |
| P.H.F. | | 0.764 | 0.500 | 0.755 |
| Grand Total | | 40420 | 2244 | 42664 |
| Percent | | 94.7% | 5.3% | |
| ADT | | ADT 6,142 | AADT 6,142 | |

Transportation Studies, Inc.

2640 Walnut Avenue, Suite L
Tustin, CA. 92780

Location : EL CAMINO REAL
Segment : S/O CAMINO CAPISTRANO
Client : CITY SAN CLEMENT

Site: AN CLEMENTE
Date: 02/28/19

| Interval | NB | | | | SB | | | | Combined | | | | Day: | Thursday |
|------------|-------|-------|-------|-----|-------|-------|-------|-----|----------|--------|-------|-------|------|----------|
| | AM | | PM | | AM | | PM | | AM | | PM | | | |
| 12:00 | 7 | 23 | 136 | 525 | 10 | 24 | 150 | 557 | 17 | 47 | 286 | 1.082 | | |
| 12:15 | 10 | | 135 | | 4 | | 124 | | 14 | | 259 | | | |
| 12:30 | 4 | | 124 | | 4 | | 138 | | 8 | | 262 | | | |
| 12:45 | 2 | | 130 | | 6 | | 145 | | 8 | | 275 | | | |
| 01:00 | 1 | 8 | 136 | 505 | 3 | 8 | 137 | 572 | 4 | 16 | 273 | 1.077 | | |
| 01:15 | 0 | | 113 | | 3 | | 151 | | 3 | | 264 | | | |
| 01:30 | 7 | | 122 | | 2 | | 138 | | 9 | | 260 | | | |
| 01:45 | 0 | | 134 | | 0 | | 146 | | 0 | | 280 | | | |
| 02:00 | 2 | 6 | 130 | 597 | 6 | 10 | 152 | 556 | 8 | 16 | 282 | 1.153 | | |
| 02:15 | 3 | | 150 | | 0 | | 136 | | 3 | | 286 | | | |
| 02:30 | 0 | | 152 | | 1 | | 132 | | 1 | | 284 | | | |
| 02:45 | 1 | | 165 | | 3 | | 136 | | 4 | | 301 | | | |
| 03:00 | 1 | 10 | 117 | 565 | 2 | 15 | 157 | 625 | 3 | 25 | 274 | 1.190 | | |
| 03:15 | 2 | | 140 | | 3 | | 150 | | 5 | | 290 | | | |
| 03:30 | 3 | | 164 | | 6 | | 162 | | 9 | | 326 | | | |
| 03:45 | 4 | | 144 | | 4 | | 156 | | 8 | | 300 | | | |
| 04:00 | 6 | 27 | 143 | 565 | 3 | 15 | 168 | 640 | 9 | 42 | 311 | 1.205 | | |
| 04:15 | 6 | | 124 | | 2 | | 172 | | 8 | | 296 | | | |
| 04:30 | 5 | | 160 | | 5 | | 154 | | 10 | | 314 | | | |
| 04:45 | 10 | | 138 | | 5 | | 146 | | 15 | | 284 | | | |
| 05:00 | 7 | 46 | 130 | 459 | 4 | 43 | 164 | 581 | 11 | 89 | 294 | 1.040 | | |
| 05:15 | 10 | | 112 | | 5 | | 162 | | 15 | | 274 | | | |
| 05:30 | 12 | | 106 | | 12 | | 123 | | 24 | | 229 | | | |
| 05:45 | 17 | | 111 | | 22 | | 132 | | 39 | | 243 | | | |
| 06:00 | 26 | 142 | 106 | 371 | 22 | 122 | 120 | 404 | 48 | 264 | 226 | 775 | | |
| 06:15 | 25 | | 90 | | 39 | | 100 | | 64 | | 190 | | | |
| 06:30 | 34 | | 85 | | 24 | | 95 | | 58 | | 180 | | | |
| 06:45 | 57 | | 90 | | 37 | | 89 | | 94 | | 179 | | | |
| 07:00 | 54 | 384 | 78 | 242 | 56 | 368 | 70 | 259 | 110 | 752 | 148 | 501 | | |
| 07:15 | 104 | | 60 | | 60 | | 55 | | 164 | | 115 | | | |
| 07:30 | 108 | | 54 | | 116 | | 67 | | 224 | | 121 | | | |
| 07:45 | 118 | | 50 | | 136 | | 67 | | 254 | | 117 | | | |
| 08:00 | 128 | 473 | 48 | 175 | 92 | 413 | 51 | 169 | 220 | 886 | 99 | 344 | | |
| 08:15 | 117 | | 56 | | 98 | | 34 | | 215 | | 90 | | | |
| 08:30 | 117 | | 32 | | 116 | | 48 | | 233 | | 80 | | | |
| 08:45 | 111 | | 39 | | 107 | | 36 | | 218 | | 75 | | | |
| 09:00 | 94 | 362 | 37 | 118 | 86 | 422 | 38 | 138 | 180 | 784 | 75 | 256 | | |
| 09:15 | 80 | | 36 | | 114 | | 40 | | 194 | | 76 | | | |
| 09:30 | 94 | | 21 | | 108 | | 31 | | 202 | | 52 | | | |
| 09:45 | 94 | | 24 | | 114 | | 29 | | 208 | | 53 | | | |
| 10:00 | 114 | 452 | 24 | 74 | 113 | 470 | 25 | 77 | 227 | 922 | 49 | 151 | | |
| 10:15 | 114 | | 24 | | 121 | | 23 | | 235 | | 47 | | | |
| 10:30 | 124 | | 13 | | 109 | | 17 | | 233 | | 30 | | | |
| 10:45 | 100 | | 13 | | 127 | | 12 | | 227 | | 25 | | | |
| 11:00 | 128 | 474 | 11 | 28 | 109 | 475 | 14 | 38 | 237 | 949 | 25 | 66 | | |
| 11:15 | 104 | | 8 | | 126 | | 6 | | 230 | | 14 | | | |
| 11:30 | 110 | | 6 | | 110 | | 10 | | 220 | | 16 | | | |
| 11:45 | 132 | | 3 | | 130 | | 8 | | 262 | | 11 | | | |
| Totals | 2.407 | | 4.224 | | 2.385 | | 4.616 | | 4.792 | | 8.840 | | | |
| Split% | 50.2 | | 47.8 | | 49.8 | | 52.2 | | | | | | | |
| Day Totals | | 6.631 | | | | 7.001 | | | | 13.632 | | | | |
| Day Splits | | 48.6 | | | | 51.4 | | | | | | | | |
| Peak Hour | 07:45 | | 02:00 | | 11:00 | | 03:30 | | 11:00 | | 03:30 | | | |
| Volume | 480 | | 597 | | 475 | | 658 | | 949 | | 1,233 | | | |
| Factor | 0.94 | | 0.90 | | 0.91 | | 0.96 | | 0.91 | | 0.95 | | | |

Transportation Studies, Inc.

2640 Walnut Avenue, Suite L
Tustin, CA. 92780

Location : EL CAMINO REAL
Segment : S/O AVENIDA DEL MAR
Client : CITY SAN CLEMENT

Site: AN CLEMENTE
Date: 02/12/19

| Interval | SB | | | NB | | | Combined | | Day: | Tuesday | | |
|------------|-------|-------|-------|-----|-------|-------|----------|-----|-------|---------|-------|-------|
| | AM | PM | AM | PM | AM | PM | | | | | | |
| 12:00 | 9 | 31 | 158 | 656 | 1 | 19 | 130 | 438 | 10 | 50 | 288 | 1.094 |
| 12:15 | 8 | | 148 | | 3 | | 104 | | 11 | | 252 | |
| 12:30 | 4 | | 188 | | 7 | | 88 | | 11 | | 276 | |
| 12:45 | 10 | | 162 | | 8 | | 116 | | 18 | | 278 | |
| 01:00 | 5 | 18 | 187 | 679 | 7 | 11 | 104 | 404 | 12 | 29 | 291 | 1.083 |
| 01:15 | 6 | | 141 | | 1 | | 114 | | 7 | | 255 | |
| 01:30 | 4 | | 149 | | 2 | | 112 | | 6 | | 261 | |
| 01:45 | 3 | | 202 | | 1 | | 74 | | 4 | | 276 | |
| 02:00 | 2 | 14 | 149 | 612 | 2 | 5 | 107 | 404 | 4 | 19 | 256 | 1.016 |
| 02:15 | 6 | | 148 | | 3 | | 96 | | 9 | | 244 | |
| 02:30 | 4 | | 146 | | 0 | | 102 | | 4 | | 248 | |
| 02:45 | 2 | | 169 | | 0 | | 99 | | 2 | | 268 | |
| 03:00 | 3 | 20 | 154 | 643 | 1 | 7 | 98 | 439 | 4 | 27 | 252 | 1.082 |
| 03:15 | 6 | | 141 | | 3 | | 105 | | 9 | | 246 | |
| 03:30 | 4 | | 180 | | 2 | | 120 | | 6 | | 300 | |
| 03:45 | 7 | | 168 | | 1 | | 116 | | 8 | | 284 | |
| 04:00 | 8 | 43 | 183 | 668 | 2 | 16 | 118 | 428 | 10 | 59 | 301 | 1.096 |
| 04:15 | 4 | | 176 | | 4 | | 106 | | 8 | | 282 | |
| 04:30 | 12 | | 156 | | 8 | | 92 | | 20 | | 248 | |
| 04:45 | 19 | | 153 | | 2 | | 112 | | 21 | | 265 | |
| 05:00 | 18 | 90 | 230 | 752 | 4 | 45 | 109 | 469 | 22 | 135 | 339 | 1.221 |
| 05:15 | 17 | | 178 | | 12 | | 118 | | 29 | | 296 | |
| 05:30 | 17 | | 171 | | 11 | | 110 | | 28 | | 281 | |
| 05:45 | 38 | | 173 | | 18 | | 132 | | 56 | | 305 | |
| 06:00 | 46 | 230 | 162 | 610 | 14 | 100 | 100 | 342 | 60 | 330 | 262 | 952 |
| 06:15 | 53 | | 162 | | 20 | | 76 | | 73 | | 238 | |
| 06:30 | 55 | | 150 | | 32 | | 88 | | 87 | | 238 | |
| 06:45 | 76 | | 136 | | 34 | | 78 | | 110 | | 214 | |
| 07:00 | 60 | 389 | 140 | 493 | 41 | 228 | 78 | 245 | 101 | 617 | 218 | 738 |
| 07:15 | 88 | | 115 | | 54 | | 70 | | 142 | | 185 | |
| 07:30 | 99 | | 108 | | 61 | | 36 | | 160 | | 144 | |
| 07:45 | 142 | | 130 | | 72 | | 61 | | 214 | | 191 | |
| 08:00 | 142 | 497 | 118 | 392 | 68 | 295 | 56 | 170 | 210 | 792 | 174 | 562 |
| 08:15 | 110 | | 84 | | 72 | | 40 | | 182 | | 124 | |
| 08:30 | 121 | | 92 | | 65 | | 38 | | 186 | | 130 | |
| 08:45 | 124 | | 98 | | 90 | | 36 | | 214 | | 134 | |
| 09:00 | 108 | 488 | 52 | 249 | 88 | 324 | 36 | 107 | 196 | 812 | 88 | 356 |
| 09:15 | 106 | | 78 | | 97 | | 26 | | 203 | | 104 | |
| 09:30 | 112 | | 64 | | 67 | | 20 | | 179 | | 84 | |
| 09:45 | 162 | | 55 | | 72 | | 25 | | 234 | | 80 | |
| 10:00 | 127 | 522 | 42 | 127 | 94 | 384 | 14 | 79 | 221 | 906 | 56 | 206 |
| 10:15 | 124 | | 40 | | 86 | | 20 | | 210 | | 60 | |
| 10:30 | 132 | | 20 | | 104 | | 28 | | 236 | | 48 | |
| 10:45 | 139 | | 25 | | 100 | | 17 | | 239 | | 42 | |
| 11:00 | 152 | 579 | 21 | 75 | 105 | 417 | 19 | 46 | 257 | 996 | 40 | 121 |
| 11:15 | 112 | | 20 | | 114 | | 10 | | 226 | | 30 | |
| 11:30 | 169 | | 16 | | 94 | | 7 | | 263 | | 23 | |
| 11:45 | 146 | | 18 | | 104 | | 10 | | 250 | | 28 | |
| Totals | 2,921 | | 5,956 | | 1,851 | | 3,571 | | 4,772 | | 9,527 | |
| Split% | 61.2 | | 62.5 | | 38.8 | | 37.5 | | | | | |
| Day Totals | | 8,877 | | | | 5,422 | | | | 14,299 | | |
| Day Splits | | 62.1 | | | | 37.9 | | | | | | |
| Peak Hour | 11:00 | | 05:00 | | 10:30 | | 05:00 | | 11:00 | | 05:00 | |
| Volume | 579 | | 752 | | 423 | | 469 | | 996 | | 1,221 | |
| Factor | 0.86 | | 0.82 | | 0.93 | | 0.89 | | 0.95 | | 0.90 | |

Transportation Studies, Inc.

2640 Walnut Avenue, Suite L
Tustin, CA. 92780

Location : EL CAMINO REAL
Segment : S/O EL PORTAL
Client : CITY SAN CLEMENTE

Site: AN CLEMENTE
Date: 02/12/19

| Interval | NB | | | | SB | | | | Combined | | Day: | Tuesday |
|------------|-------|-------|-------|-----|-------|-------|-------|-----|----------|--------|-------|---------|
| | AM | | PM | | AM | | PM | | AM | PM | | |
| 12:00 | 3 | 14 | 126 | 499 | 6 | 19 | 122 | 522 | 9 | 33 | 248 | 1,021 |
| 12:15 | 4 | | 121 | | 4 | | 136 | | 8 | | 257 | |
| 12:30 | 0 | | 110 | | 5 | | 134 | | 5 | | 244 | |
| 12:45 | 7 | | 142 | | 4 | | 130 | | 11 | | 272 | |
| 01:00 | 5 | 10 | 150 | 527 | 7 | 20 | 169 | 565 | 12 | 30 | 319 | 1,092 |
| 01:15 | 2 | | 121 | | 5 | | 122 | | 7 | | 243 | |
| 01:30 | 2 | | 132 | | 3 | | 134 | | 5 | | 266 | |
| 01:45 | 1 | | 124 | | 5 | | 140 | | 6 | | 264 | |
| 02:00 | 1 | 6 | 120 | 473 | 0 | 6 | 122 | 480 | 1 | 12 | 242 | 953 |
| 02:15 | 4 | | 108 | | 4 | | 114 | | 8 | | 222 | |
| 02:30 | 1 | | 116 | | 0 | | 115 | | 1 | | 231 | |
| 02:45 | 0 | | 129 | | 2 | | 129 | | 2 | | 258 | |
| 03:00 | 1 | 7 | 130 | 503 | 2 | 6 | 131 | 496 | 3 | 13 | 261 | 999 |
| 03:15 | 2 | | 119 | | 1 | | 121 | | 3 | | 240 | |
| 03:30 | 1 | | 132 | | 1 | | 122 | | 2 | | 254 | |
| 03:45 | 3 | | 122 | | 2 | | 122 | | 5 | | 244 | |
| 04:00 | 3 | 21 | 124 | 486 | 2 | 16 | 166 | 629 | 5 | 37 | 290 | 1,115 |
| 04:15 | 3 | | 138 | | 2 | | 164 | | 5 | | 302 | |
| 04:30 | 6 | | 120 | | 3 | | 155 | | 9 | | 275 | |
| 04:45 | 9 | | 104 | | 9 | | 144 | | 18 | | 248 | |
| 05:00 | 4 | 57 | 141 | 467 | 5 | 34 | 182 | 628 | 9 | 91 | 323 | 1,095 |
| 05:15 | 11 | | 120 | | 3 | | 160 | | 14 | | 280 | |
| 05:30 | 14 | | 108 | | 6 | | 138 | | 20 | | 246 | |
| 05:45 | 28 | | 98 | | 20 | | 148 | | 48 | | 246 | |
| 06:00 | 16 | 131 | 106 | 368 | 24 | 136 | 150 | 473 | 40 | 267 | 256 | 841 |
| 06:15 | 26 | | 92 | | 33 | | 124 | | 59 | | 216 | |
| 06:30 | 38 | | 73 | | 37 | | 96 | | 75 | | 169 | |
| 06:45 | 51 | | 97 | | 42 | | 103 | | 93 | | 200 | |
| 07:00 | 54 | 304 | 106 | 294 | 61 | 329 | 92 | 321 | 115 | 633 | 198 | 615 |
| 07:15 | 56 | | 70 | | 68 | | 80 | | 124 | | 150 | |
| 07:30 | 89 | | 56 | | 80 | | 78 | | 169 | | 134 | |
| 07:45 | 105 | | 62 | | 120 | | 71 | | 225 | | 133 | |
| 08:00 | 88 | 349 | 56 | 199 | 122 | 390 | 66 | 253 | 210 | 739 | 122 | 452 |
| 08:15 | 89 | | 56 | | 86 | | 60 | | 175 | | 116 | |
| 08:30 | 86 | | 36 | | 105 | | 68 | | 191 | | 104 | |
| 08:45 | 86 | | 51 | | 77 | | 59 | | 163 | | 110 | |
| 09:00 | 87 | 369 | 40 | 140 | 94 | 432 | 44 | 167 | 181 | 801 | 84 | 307 |
| 09:15 | 102 | | 34 | | 108 | | 43 | | 210 | | 77 | |
| 09:30 | 92 | | 40 | | 114 | | 40 | | 206 | | 80 | |
| 09:45 | 88 | | 26 | | 116 | | 40 | | 204 | | 66 | |
| 10:00 | 116 | 457 | 20 | 87 | 107 | 430 | 38 | 95 | 223 | 887 | 58 | 182 |
| 10:15 | 105 | | 24 | | 110 | | 23 | | 215 | | 47 | |
| 10:30 | 114 | | 22 | | 105 | | 16 | | 219 | | 38 | |
| 10:45 | 122 | | 21 | | 108 | | 18 | | 230 | | 39 | |
| 11:00 | 124 | 492 | 12 | 38 | 124 | 493 | 14 | 47 | 248 | 985 | 26 | 85 |
| 11:15 | 118 | | 7 | | 117 | | 14 | | 235 | | 21 | |
| 11:30 | 128 | | 6 | | 130 | | 8 | | 258 | | 14 | |
| 11:45 | 122 | | 13 | | 122 | | 11 | | 244 | | 24 | |
| Totals | 2,217 | | 4,081 | | 2,311 | | 4,676 | | 4,528 | | 8,757 | |
| Split% | 49.0 | | 46.6 | | 51.0 | | 53.4 | | | | | |
| Day Totals | | 6,298 | | | | 6,987 | | | | 13,285 | | |
| Day Splits | | 47.4 | | | | 52.6 | | | | | | |
| Peak Hour | 10:45 | | 12:45 | | 11:00 | | 04:15 | | 11:00 | | 04:15 | |
| Volume | 492 | | 545 | | 493 | | 645 | | 985 | | 1,148 | |
| Factor | 0.96 | | 0.91 | | 0.95 | | 0.89 | | 0.95 | | 0.89 | |

Transportation Studies, Inc.

2640 Walnut Avenue, Suite L
Tustin, CA. 92780

Location : EL CAMINO REAL
Segment : S/O LOS MOLINOS
Client : CITY SAN CLEMENT

Site: AN CLEMENTE
Date: 02/12/19

| Interval | NB | | | | SB | | | | Combined | | Day: | Tuesday |
|------------|-------|-------|-------|-----|-------|-------|-------|-----|----------|--------|-------|---------|
| | AM | | PM | | AM | | PM | | AM | PM | | |
| 12:00 | 6 | 14 | 122 | 489 | 3 | 19 | 140 | 625 | 9 | 33 | 262 | 1,114 |
| 12:15 | 1 | | 122 | | 5 | | 143 | | 6 | | 265 | |
| 12:30 | 3 | | 118 | | 6 | | 188 | | 9 | | 306 | |
| 12:45 | 4 | | 127 | | 5 | | 154 | | 9 | | 281 | |
| 01:00 | 3 | 10 | 152 | 546 | 8 | 17 | 179 | 599 | 11 | 27 | 331 | 1,145 |
| 01:15 | 3 | | 126 | | 1 | | 121 | | 4 | | 247 | |
| 01:30 | 3 | | 139 | | 4 | | 144 | | 7 | | 283 | |
| 01:45 | 1 | | 129 | | 4 | | 155 | | 5 | | 284 | |
| 02:00 | 1 | 3 | 113 | 455 | 2 | 8 | 151 | 546 | 3 | 11 | 264 | 1,001 |
| 02:15 | 2 | | 113 | | 3 | | 118 | | 5 | | 231 | |
| 02:30 | 0 | | 106 | | 1 | | 130 | | 1 | | 236 | |
| 02:45 | 0 | | 123 | | 2 | | 147 | | 2 | | 270 | |
| 03:00 | 1 | 9 | 148 | 509 | 1 | 3 | 158 | 641 | 2 | 12 | 306 | 1,150 |
| 03:15 | 4 | | 118 | | 0 | | 136 | | 4 | | 254 | |
| 03:30 | 1 | | 114 | | 1 | | 202 | | 2 | | 316 | |
| 03:45 | 3 | | 129 | | 1 | | 145 | | 4 | | 274 | |
| 04:00 | 6 | 26 | 136 | 488 | 3 | 14 | 194 | 752 | 9 | 40 | 330 | 1,240 |
| 04:15 | 5 | | 134 | | 1 | | 184 | | 6 | | 318 | |
| 04:30 | 5 | | 118 | | 6 | | 196 | | 11 | | 314 | |
| 04:45 | 10 | | 100 | | 4 | | 178 | | 14 | | 278 | |
| 05:00 | 6 | 66 | 150 | 467 | 3 | 33 | 200 | 721 | 9 | 99 | 350 | 1,188 |
| 05:15 | 13 | | 118 | | 5 | | 196 | | 18 | | 314 | |
| 05:30 | 15 | | 102 | | 9 | | 148 | | 24 | | 250 | |
| 05:45 | 32 | | 97 | | 16 | | 177 | | 48 | | 274 | |
| 06:00 | 22 | 149 | 111 | 364 | 18 | 104 | 176 | 532 | 40 | 253 | 287 | 896 |
| 06:15 | 31 | | 84 | | 22 | | 134 | | 53 | | 218 | |
| 06:30 | 37 | | 73 | | 28 | | 114 | | 65 | | 187 | |
| 06:45 | 59 | | 96 | | 36 | | 108 | | 95 | | 204 | |
| 07:00 | 62 | 342 | 84 | 245 | 57 | 395 | 92 | 330 | 119 | 737 | 176 | 575 |
| 07:15 | 69 | | 55 | | 76 | | 92 | | 145 | | 147 | |
| 07:30 | 95 | | 52 | | 112 | | 78 | | 207 | | 130 | |
| 07:45 | 116 | | 54 | | 150 | | 68 | | 266 | | 122 | |
| 08:00 | 124 | 403 | 56 | 185 | 88 | 354 | 64 | 232 | 212 | 757 | 120 | 417 |
| 08:15 | 86 | | 47 | | 79 | | 62 | | 165 | | 109 | |
| 08:30 | 102 | | 44 | | 100 | | 50 | | 202 | | 94 | |
| 08:45 | 91 | | 38 | | 87 | | 56 | | 178 | | 94 | |
| 09:00 | 99 | 407 | 42 | 132 | 104 | 481 | 54 | 186 | 203 | 888 | 96 | 318 |
| 09:15 | 118 | | 33 | | 110 | | 47 | | 228 | | 80 | |
| 09:30 | 96 | | 30 | | 138 | | 39 | | 234 | | 69 | |
| 09:45 | 94 | | 27 | | 129 | | 46 | | 223 | | 73 | |
| 10:00 | 114 | 454 | 15 | 77 | 122 | 468 | 24 | 85 | 236 | 922 | 39 | 162 |
| 10:15 | 116 | | 28 | | 115 | | 23 | | 231 | | 51 | |
| 10:30 | 112 | | 16 | | 119 | | 23 | | 231 | | 39 | |
| 10:45 | 112 | | 18 | | 112 | | 15 | | 224 | | 33 | |
| 11:00 | 114 | 466 | 14 | 31 | 134 | 542 | 9 | 43 | 248 | 1,008 | 23 | 74 |
| 11:15 | 112 | | 5 | | 151 | | 9 | | 263 | | 14 | |
| 11:30 | 122 | | 4 | | 127 | | 12 | | 249 | | 16 | |
| 11:45 | 118 | | 8 | | 130 | | 13 | | 248 | | 21 | |
| Totals | 2,349 | | 3,988 | | 2,438 | | 5,292 | | 4,787 | | 9,280 | |
| Split% | 49.1 | | 43.0 | | 50.9 | | 57.0 | | | | | |
| Day Totals | | 6,337 | | | | 7,730 | | | | 14,067 | | |
| Day Splits | | 45.0 | | | | 55.0 | | | | | | |
| Peak Hour | 11:00 | | 01:00 | | 11:00 | | 04:30 | | 11:00 | | 04:15 | |
| Volume | 466 | | 546 | | 542 | | 770 | | 1,008 | | 1,260 | |
| Factor | 0.95 | | 0.90 | | 0.90 | | 0.96 | | 0.96 | | 0.90 | |

Transportation Studies, Inc.

2640 Walnut Avenue, Suite L
Tustin, CA. 92780

Location : EL CAMINO REAL
Segment : S/O AVENIDA MAGDALENA
Client : CITY SAN CLEMENT

Site: AN CLEMENTE
Date: 02/28/19

| Interval | NB | | | | SB | | | | Combined | | Day: | Thursday |
|------------|-------|-------|-------|-----|-------|-------|-------|-----|----------|-------|-------|----------|
| | AM | | PM | | AM | | PM | | AM | PM | | |
| 12:00 | 12 | 23 | 63 | 253 | 7 | 19 | 24 | 129 | 19 | 42 | 87 | 382 |
| 12:15 | 3 | | 53 | | 1 | | 40 | | 4 | | 93 | |
| 12:30 | 8 | | 71 | | 5 | | 33 | | 13 | | 104 | |
| 12:45 | 0 | | 66 | | 6 | | 32 | | 6 | | 98 | |
| 01:00 | 1 | 14 | 55 | 235 | 4 | 20 | 41 | 153 | 5 | 34 | 96 | 388 |
| 01:15 | 3 | | 62 | | 3 | | 34 | | 6 | | 96 | |
| 01:30 | 8 | | 57 | | 7 | | 32 | | 15 | | 89 | |
| 01:45 | 2 | | 61 | | 6 | | 46 | | 8 | | 107 | |
| 02:00 | 7 | 13 | 48 | 335 | 3 | 7 | 39 | 172 | 10 | 20 | 87 | 507 |
| 02:15 | 3 | | 62 | | 3 | | 56 | | 6 | | 118 | |
| 02:30 | 0 | | 149 | | 1 | | 39 | | 1 | | 188 | |
| 02:45 | 3 | | 76 | | 0 | | 38 | | 3 | | 114 | |
| 03:00 | 2 | 7 | 81 | 292 | 0 | 5 | 30 | 141 | 2 | 12 | 111 | 433 |
| 03:15 | 3 | | 80 | | 3 | | 31 | | 6 | | 111 | |
| 03:30 | 0 | | 70 | | 1 | | 32 | | 1 | | 102 | |
| 03:45 | 2 | | 61 | | 1 | | 48 | | 3 | | 109 | |
| 04:00 | 11 | 32 | 62 | 309 | 0 | 5 | 34 | 153 | 11 | 37 | 96 | 462 |
| 04:15 | 3 | | 88 | | 2 | | 42 | | 5 | | 130 | |
| 04:30 | 8 | | 70 | | 1 | | 36 | | 9 | | 106 | |
| 04:45 | 10 | | 89 | | 2 | | 41 | | 12 | | 130 | |
| 05:00 | 14 | 86 | 84 | 362 | 6 | 18 | 44 | 170 | 20 | 104 | 128 | 532 |
| 05:15 | 18 | | 110 | | 4 | | 46 | | 22 | | 156 | |
| 05:30 | 26 | | 100 | | 4 | | 37 | | 30 | | 137 | |
| 05:45 | 28 | | 68 | | 4 | | 43 | | 32 | | 111 | |
| 06:00 | 36 | 161 | 59 | 232 | 9 | 50 | 32 | 144 | 45 | 211 | 91 | 376 |
| 06:15 | 32 | | 58 | | 9 | | 40 | | 41 | | 98 | |
| 06:30 | 47 | | 58 | | 14 | | 47 | | 61 | | 105 | |
| 06:45 | 46 | | 57 | | 18 | | 25 | | 64 | | 82 | |
| 07:00 | 58 | 397 | 60 | 200 | 14 | 163 | 34 | 127 | 72 | 560 | 94 | 327 |
| 07:15 | 76 | | 55 | | 28 | | 37 | | 104 | | 92 | |
| 07:30 | 92 | | 47 | | 57 | | 24 | | 149 | | 71 | |
| 07:45 | 171 | | 38 | | 64 | | 32 | | 235 | | 70 | |
| 08:00 | 94 | 310 | 32 | 138 | 30 | 92 | 42 | 124 | 124 | 402 | 74 | 262 |
| 08:15 | 84 | | 34 | | 16 | | 24 | | 100 | | 58 | |
| 08:30 | 70 | | 38 | | 25 | | 28 | | 95 | | 66 | |
| 08:45 | 62 | | 34 | | 21 | | 30 | | 83 | | 64 | |
| 09:00 | 50 | 246 | 30 | 97 | 15 | 84 | 24 | 105 | 65 | 330 | 54 | 202 |
| 09:15 | 57 | | 19 | | 20 | | 36 | | 77 | | 55 | |
| 09:30 | 75 | | 26 | | 28 | | 28 | | 103 | | 54 | |
| 09:45 | 64 | | 22 | | 21 | | 17 | | 85 | | 39 | |
| 10:00 | 46 | 236 | 22 | 79 | 21 | 104 | 21 | 62 | 67 | 340 | 43 | 141 |
| 10:15 | 64 | | 22 | | 27 | | 13 | | 91 | | 35 | |
| 10:30 | 66 | | 17 | | 29 | | 20 | | 95 | | 37 | |
| 10:45 | 60 | | 18 | | 27 | | 8 | | 87 | | 26 | |
| 11:00 | 60 | 244 | 12 | 43 | 22 | 121 | 9 | 35 | 82 | 365 | 21 | 78 |
| 11:15 | 67 | | 11 | | 32 | | 8 | | 99 | | 19 | |
| 11:30 | 59 | | 10 | | 28 | | 12 | | 87 | | 22 | |
| 11:45 | 58 | | 10 | | 39 | | 6 | | 97 | | 16 | |
| Totals | 1,769 | | 2,575 | | 688 | | 1,515 | | 2,457 | | 4,090 | |
| Split% | 72.0 | | 63.0 | | 28.0 | | 37.0 | | | | | |
| Day Totals | | 4,344 | | | | 2,203 | | | | 6,547 | | |
| Day Splits | | 66.4 | | | | 33.6 | | | | | | |
| Peak Hour | 07:30 | | 02:30 | | 07:15 | | 01:45 | | 07:15 | | 04:45 | |
| Volume | 441 | | 386 | | 179 | | 180 | | 612 | | 551 | |
| Factor | 0.64 | | 0.65 | | 0.70 | | 0.80 | | 0.65 | | 0.88 | |

Transportation Studies, Inc.

2640 Walnut Avenue, Suite L
Tustin, CA. 92780

Location : EL CAMINO REAL
Segment : S/O AVENIDA PALIZADA
Client : CITY SAN CLEMENT

Site: AN CLEMENTE
Date: 02/19/19

| Interval | SB | | | | NB | | | | Combined | | Day: | Tuesday |
|------------|-------|-------|-------|-----|-------|-------|-------|-----|----------|--------|--------|---------|
| | AM | | PM | | AM | | PM | | AM | PM | | |
| 12:00 | 6 | 31 | 188 | 741 | 4 | 23 | 130 | 488 | 10 | 54 | 318 | 1,229 |
| 12:15 | 11 | | 184 | | 7 | | 116 | | 18 | | 300 | |
| 12:30 | 6 | | 194 | | 7 | | 97 | | 13 | | 291 | |
| 12:45 | 8 | | 175 | | 5 | | 145 | | 13 | | 320 | |
| 01:00 | 4 | 15 | 210 | 746 | 4 | 15 | 118 | 494 | 8 | 30 | 328 | 1,240 |
| 01:15 | 4 | | 178 | | 8 | | 132 | | 12 | | 310 | |
| 01:30 | 3 | | 186 | | 3 | | 126 | | 6 | | 312 | |
| 01:45 | 4 | | 172 | | 0 | | 118 | | 4 | | 290 | |
| 02:00 | 7 | 19 | 166 | 720 | 9 | 14 | 142 | 502 | 16 | 33 | 308 | 1,222 |
| 02:15 | 2 | | 188 | | 2 | | 118 | | 4 | | 306 | |
| 02:30 | 4 | | 174 | | 2 | | 120 | | 6 | | 294 | |
| 02:45 | 6 | | 192 | | 1 | | 122 | | 7 | | 314 | |
| 03:00 | 2 | 10 | 182 | 743 | 2 | 8 | 134 | 525 | 4 | 18 | 316 | 1,268 |
| 03:15 | 3 | | 179 | | 0 | | 134 | | 3 | | 313 | |
| 03:30 | 2 | | 172 | | 4 | | 133 | | 6 | | 305 | |
| 03:45 | 3 | | 210 | | 2 | | 124 | | 5 | | 334 | |
| 04:00 | 4 | 26 | 190 | 776 | 1 | 13 | 116 | 455 | 5 | 39 | 306 | 1,231 |
| 04:15 | 6 | | 184 | | 2 | | 115 | | 8 | | 299 | |
| 04:30 | 4 | | 198 | | 2 | | 106 | | 6 | | 304 | |
| 04:45 | 12 | | 204 | | 8 | | 118 | | 20 | | 322 | |
| 05:00 | 16 | 89 | 180 | 773 | 4 | 37 | 125 | 459 | 20 | 126 | 305 | 1,232 |
| 05:15 | 14 | | 210 | | 8 | | 116 | | 22 | | 326 | |
| 05:30 | 29 | | 200 | | 9 | | 99 | | 38 | | 299 | |
| 05:45 | 30 | | 183 | | 16 | | 119 | | 46 | | 302 | |
| 06:00 | 35 | 194 | 180 | 588 | 11 | 101 | 118 | 420 | 46 | 295 | 298 | 1,008 |
| 06:15 | 35 | | 142 | | 20 | | 100 | | 55 | | 242 | |
| 06:30 | 52 | | 146 | | 28 | | 98 | | 80 | | 244 | |
| 06:45 | 72 | | 120 | | 42 | | 104 | | 114 | | 224 | |
| 07:00 | 73 | 401 | 125 | 443 | 38 | 237 | 84 | 311 | 111 | 638 | 209 | 754 |
| 07:15 | 76 | | 109 | | 60 | | 78 | | 136 | | 187 | |
| 07:30 | 92 | | 110 | | 65 | | 73 | | 157 | | 183 | |
| 07:45 | 160 | | 99 | | 74 | | 76 | | 234 | | 175 | |
| 08:00 | 127 | 525 | 92 | 340 | 75 | 269 | 64 | 233 | 202 | 794 | 156 | 573 |
| 08:15 | 130 | | 80 | | 46 | | 64 | | 176 | | 144 | |
| 08:30 | 122 | | 88 | | 76 | | 60 | | 198 | | 148 | |
| 08:45 | 146 | | 80 | | 72 | | 45 | | 218 | | 125 | |
| 09:00 | 140 | 618 | 71 | 221 | 84 | 357 | 38 | 149 | 224 | 975 | 109 | 370 |
| 09:15 | 140 | | 64 | | 90 | | 37 | | 230 | | 101 | |
| 09:30 | 154 | | 42 | | 93 | | 44 | | 247 | | 86 | |
| 09:45 | 184 | | 44 | | 90 | | 30 | | 274 | | 74 | |
| 10:00 | 129 | 664 | 46 | 151 | 96 | 389 | 30 | 78 | 225 | 1,053 | 76 | 229 |
| 10:15 | 178 | | 39 | | 89 | | 18 | | 267 | | 57 | |
| 10:30 | 164 | | 30 | | 98 | | 18 | | 262 | | 48 | |
| 10:45 | 193 | | 36 | | 106 | | 12 | | 299 | | 48 | |
| 11:00 | 165 | 720 | 25 | 70 | 106 | 439 | 12 | 53 | 271 | 1,159 | 37 | 123 |
| 11:15 | 161 | | 15 | | 98 | | 12 | | 259 | | 27 | |
| 11:30 | 192 | | 17 | | 117 | | 13 | | 309 | | 30 | |
| 11:45 | 202 | | 13 | | 118 | | 16 | | 320 | | 29 | |
| Totals | 3,312 | | 6,312 | | 1,902 | | 4,167 | | 5,214 | | 10,479 | |
| Split% | 63.5 | | 60.2 | | 36.5 | | 39.8 | | | | | |
| Day Totals | | 9,624 | | | | 6,069 | | | | 15,693 | | |
| Day Splits | | 61.3 | | | | 38.7 | | | | | | |
| Peak Hour | 11:00 | | 04:45 | | 11:00 | | 03:00 | | 11:00 | | 12:45 | |
| Volume | 720 | | 794 | | 439 | | 525 | | 1,159 | | 1,270 | |
| Factor | 0.89 | | 0.95 | | 0.93 | | 0.98 | | 0.91 | | 0.97 | |

Transportation Studies, Inc.

2640 Walnut Avenue, Suite L
Tustin, CA. 92780

Location : EL CAMINO REAL
Segment : S/O AVENIDA PICO
Client : CITY SAN CLEMENT

Site: AN CLEMENTE
Date: 01/24/19

| Interval | SB | | | NB | | | Combined | | Day: | Thursday | | |
|------------|-------|-------|-------|-----|-------|-------|----------|-----|-------|----------|--------|-------|
| | AM | PM | PM | AM | PM | PM | AM | PM | | | | |
| 12:00 | 10 | 32 | 149 | 610 | 1 | 23 | 174 | 704 | 11 | 55 | 323 | 1,314 |
| 12:15 | 8 | | 154 | | 12 | | 156 | | 20 | | 310 | |
| 12:30 | 10 | | 138 | | 10 | | 202 | | 20 | | 340 | |
| 12:45 | 4 | | 169 | | 0 | | 172 | | 4 | | 341 | |
| 01:00 | 6 | 12 | 160 | 646 | 4 | 15 | 162 | 670 | 10 | 27 | 322 | 1,316 |
| 01:15 | 1 | | 152 | | 5 | | 151 | | 6 | | 303 | |
| 01:30 | 3 | | 160 | | 2 | | 188 | | 5 | | 348 | |
| 01:45 | 2 | | 174 | | 4 | | 169 | | 6 | | 343 | |
| 02:00 | 2 | 8 | 172 | 628 | 5 | 16 | 148 | 696 | 7 | 24 | 320 | 1,324 |
| 02:15 | 3 | | 176 | | 3 | | 149 | | 6 | | 325 | |
| 02:30 | 2 | | 136 | | 4 | | 209 | | 6 | | 345 | |
| 02:45 | 1 | | 144 | | 4 | | 190 | | 5 | | 334 | |
| 03:00 | 2 | 6 | 163 | 661 | 2 | 6 | 184 | 703 | 4 | 12 | 347 | 1,364 |
| 03:15 | 1 | | 140 | | 1 | | 209 | | 2 | | 349 | |
| 03:30 | 3 | | 180 | | 2 | | 166 | | 5 | | 346 | |
| 03:45 | 0 | | 178 | | 1 | | 144 | | 1 | | 322 | |
| 04:00 | 2 | 19 | 188 | 703 | 4 | 36 | 136 | 601 | 6 | 55 | 324 | 1,304 |
| 04:15 | 2 | | 188 | | 12 | | 145 | | 14 | | 333 | |
| 04:30 | 5 | | 162 | | 8 | | 134 | | 13 | | 296 | |
| 04:45 | 10 | | 165 | | 12 | | 186 | | 22 | | 351 | |
| 05:00 | 6 | 40 | 187 | 784 | 11 | 62 | 221 | 637 | 17 | 102 | 408 | 1,421 |
| 05:15 | 12 | | 219 | | 12 | | 125 | | 24 | | 344 | |
| 05:30 | 8 | | 218 | | 16 | | 142 | | 24 | | 360 | |
| 05:45 | 14 | | 160 | | 23 | | 149 | | 37 | | 309 | |
| 06:00 | 22 | 105 | 156 | 535 | 39 | 199 | 136 | 483 | 61 | 304 | 292 | 1,018 |
| 06:15 | 16 | | 151 | | 40 | | 134 | | 56 | | 285 | |
| 06:30 | 34 | | 115 | | 56 | | 109 | | 90 | | 224 | |
| 06:45 | 33 | | 113 | | 64 | | 104 | | 97 | | 217 | |
| 07:00 | 44 | 410 | 94 | 337 | 88 | 438 | 114 | 341 | 132 | 848 | 208 | 678 |
| 07:15 | 56 | | 95 | | 90 | | 74 | | 146 | | 169 | |
| 07:30 | 107 | | 80 | | 106 | | 72 | | 213 | | 152 | |
| 07:45 | 203 | | 68 | | 154 | | 81 | | 357 | | 149 | |
| 08:00 | 106 | 452 | 70 | 271 | 185 | 596 | 56 | 247 | 291 | 1,048 | 126 | 518 |
| 08:15 | 102 | | 70 | | 172 | | 70 | | 274 | | 140 | |
| 08:30 | 108 | | 71 | | 132 | | 62 | | 240 | | 133 | |
| 08:45 | 136 | | 60 | | 107 | | 59 | | 243 | | 119 | |
| 09:00 | 92 | 403 | 49 | 192 | 95 | 455 | 48 | 146 | 187 | 858 | 97 | 338 |
| 09:15 | 98 | | 62 | | 114 | | 41 | | 212 | | 103 | |
| 09:30 | 115 | | 45 | | 122 | | 24 | | 237 | | 69 | |
| 09:45 | 98 | | 36 | | 124 | | 33 | | 222 | | 69 | |
| 10:00 | 136 | 552 | 33 | 95 | 124 | 502 | 30 | 77 | 260 | 1,054 | 63 | 172 |
| 10:15 | 114 | | 26 | | 125 | | 14 | | 239 | | 40 | |
| 10:30 | 174 | | 20 | | 111 | | 18 | | 285 | | 38 | |
| 10:45 | 128 | | 16 | | 142 | | 15 | | 270 | | 31 | |
| 11:00 | 126 | 579 | 17 | 54 | 126 | 684 | 23 | 58 | 252 | 1,263 | 40 | 112 |
| 11:15 | 156 | | 14 | | 175 | | 17 | | 331 | | 31 | |
| 11:30 | 139 | | 14 | | 210 | | 8 | | 349 | | 22 | |
| 11:45 | 158 | | 9 | | 173 | | 10 | | 331 | | 19 | |
| Totals | 2,618 | | 5,516 | | 3,032 | | 5,363 | | 5,650 | | 10,879 | |
| Split% | 46.3 | | 50.7 | | 53.7 | | 49.3 | | | | | |
| Day Totals | | 8,134 | | | | 8,395 | | | | 16,529 | | |
| Day Splits | | 49.2 | | | | 50.8 | | | | | | |
| Peak Hour | 10:30 | | 04:45 | | 11:00 | | 02:30 | | 11:00 | | 04:45 | |
| Volume | 584 | | 789 | | 684 | | 792 | | 1,263 | | 1,463 | |
| Factor | 0.84 | | 0.90 | | 0.81 | | 0.95 | | 0.90 | | 0.90 | |

Transportation Studies, Inc.

2640 Walnut Avenue, Suite L
Tustin, CA. 92780

Location : EL CAMINO REAL
Segment : S/O AVENIDA PRESIDIO
Client : CITY SAN CLEMENT

Site: AN CLEMENTE
Date: 02/19/19
D1901109R

File:

| Interval | NB | | | | SB | | | | Combined | | Day: | Tuesday |
|------------|-------|-------|-------|-----|-------|-------|-------|-----|----------|--------|-------|---------|
| | AM | | PM | | AM | | PM | | AM | PM | | |
| 12:00 | 10 | 22 | 168 | 655 | 10 | 33 | 148 | 528 | 20 | 55 | 316 | 1,183 |
| 12:15 | 5 | | 162 | | 6 | | 122 | | 11 | | 284 | |
| 12:30 | 2 | | 173 | | 9 | | 126 | | 11 | | 299 | |
| 12:45 | 5 | | 152 | | 8 | | 132 | | 13 | | 284 | |
| 01:00 | 8 | 15 | 158 | 607 | 0 | 7 | 144 | 554 | 8 | 22 | 302 | 1,161 |
| 01:15 | 1 | | 160 | | 2 | | 128 | | 3 | | 288 | |
| 01:30 | 3 | | 158 | | 2 | | 149 | | 5 | | 307 | |
| 01:45 | 3 | | 131 | | 3 | | 133 | | 6 | | 264 | |
| 02:00 | 2 | 7 | 154 | 585 | 5 | 14 | 137 | 536 | 7 | 21 | 291 | 1,121 |
| 02:15 | 0 | | 127 | | 2 | | 132 | | 2 | | 259 | |
| 02:30 | 2 | | 147 | | 3 | | 132 | | 5 | | 279 | |
| 02:45 | 3 | | 157 | | 4 | | 135 | | 7 | | 292 | |
| 03:00 | 1 | 14 | 164 | 642 | 1 | 10 | 150 | 578 | 2 | 24 | 314 | 1,220 |
| 03:15 | 5 | | 148 | | 1 | | 138 | | 6 | | 286 | |
| 03:30 | 4 | | 146 | | 2 | | 142 | | 6 | | 288 | |
| 03:45 | 4 | | 184 | | 6 | | 148 | | 10 | | 332 | |
| 04:00 | 3 | 51 | 158 | 617 | 4 | 33 | 156 | 566 | 7 | 84 | 314 | 1,183 |
| 04:15 | 14 | | 136 | | 5 | | 130 | | 19 | | 266 | |
| 04:30 | 18 | | 144 | | 8 | | 136 | | 26 | | 280 | |
| 04:45 | 16 | | 179 | | 16 | | 144 | | 32 | | 323 | |
| 05:00 | 22 | 116 | 178 | 628 | 10 | 104 | 162 | 625 | 32 | 220 | 340 | 1,253 |
| 05:15 | 28 | | 160 | | 32 | | 166 | | 60 | | 326 | |
| 05:30 | 28 | | 137 | | 26 | | 145 | | 54 | | 282 | |
| 05:45 | 38 | | 153 | | 36 | | 152 | | 74 | | 305 | |
| 06:00 | 34 | 276 | 127 | 500 | 34 | 203 | 158 | 515 | 68 | 479 | 285 | 1,015 |
| 06:15 | 62 | | 136 | | 41 | | 122 | | 103 | | 258 | |
| 06:30 | 88 | | 114 | | 56 | | 125 | | 144 | | 239 | |
| 06:45 | 92 | | 123 | | 72 | | 110 | | 164 | | 233 | |
| 07:00 | 96 | 522 | 97 | 331 | 78 | 386 | 98 | 352 | 174 | 908 | 195 | 683 |
| 07:15 | 120 | | 90 | | 84 | | 100 | | 204 | | 190 | |
| 07:30 | 158 | | 78 | | 101 | | 74 | | 259 | | 152 | |
| 07:45 | 148 | | 66 | | 123 | | 80 | | 271 | | 146 | |
| 08:00 | 142 | 569 | 64 | 223 | 118 | 417 | 80 | 286 | 260 | 986 | 144 | 509 |
| 08:15 | 138 | | 55 | | 91 | | 85 | | 229 | | 140 | |
| 08:30 | 146 | | 50 | | 104 | | 66 | | 250 | | 116 | |
| 08:45 | 143 | | 54 | | 104 | | 55 | | 247 | | 109 | |
| 09:00 | 143 | 611 | 34 | 152 | 118 | 478 | 54 | 171 | 261 | 1,089 | 88 | 323 |
| 09:15 | 167 | | 39 | | 133 | | 47 | | 300 | | 86 | |
| 09:30 | 154 | | 48 | | 115 | | 36 | | 269 | | 84 | |
| 09:45 | 147 | | 31 | | 112 | | 34 | | 259 | | 65 | |
| 10:00 | 122 | 538 | 34 | 91 | 96 | 435 | 34 | 119 | 218 | 973 | 68 | 210 |
| 10:15 | 126 | | 10 | | 102 | | 38 | | 228 | | 48 | |
| 10:30 | 150 | | 28 | | 108 | | 34 | | 258 | | 62 | |
| 10:45 | 140 | | 19 | | 129 | | 13 | | 269 | | 32 | |
| 11:00 | 129 | 576 | 9 | 48 | 110 | 508 | 18 | 60 | 239 | 1,084 | 27 | 108 |
| 11:15 | 160 | | 7 | | 128 | | 12 | | 288 | | 19 | |
| 11:30 | 153 | | 18 | | 156 | | 16 | | 309 | | 34 | |
| 11:45 | 134 | | 14 | | 114 | | 14 | | 248 | | 28 | |
| Totals | 3,317 | | 5,079 | | 2,628 | | 4,890 | | 5,945 | | 9,969 | |
| Split% | 55.8 | | 50.9 | | 44.2 | | 49.1 | | | | | |
| Day Totals | | 8,396 | | | | 7,518 | | | | 15,914 | | |
| Day Splits | | 52.8 | | | | 47.2 | | | | | | |
| Peak Hour | 09:00 | | 04:30 | | 10:45 | | 05:00 | | 10:45 | | 04:45 | |
| Volume | 611 | | 661 | | 523 | | 625 | | 1,105 | | 1,271 | |
| Factor | 0.91 | | 0.92 | | 0.84 | | 0.94 | | 0.89 | | 0.93 | |

Transportation Studies, Inc.

2640 Walnut Avenue, Suite L
Tustin, CA. 92780

Location : EL CAMINO REAL
Segment : S/O CAMINO SAN CLEMENTE
Client : CITY SAN CLEMENT

Site: AN CLEMENTE
Date: 12/20/18

| Interval | SB | | | | NB | | | | Combined | | Day: | Thursday |
|------------|-------|-------|-------|-----|-------|-------|-------|-----|----------|--------|--------|----------|
| | AM | | PM | | AM | | PM | | AM | PM | | |
| 12:00 | 5 | 18 | 165 | 629 | 8 | 25 | 144 | 589 | 13 | 43 | 309 | 1,218 |
| 12:15 | 4 | | 161 | | 7 | | 157 | | 11 | | 318 | |
| 12:30 | 4 | | 175 | | 4 | | 128 | | 8 | | 303 | |
| 12:45 | 5 | | 128 | | 6 | | 160 | | 11 | | 288 | |
| 01:00 | 3 | 22 | 187 | 715 | 4 | 14 | 128 | 573 | 7 | 36 | 315 | 1,288 |
| 01:15 | 2 | | 169 | | 4 | | 154 | | 6 | | 323 | |
| 01:30 | 10 | | 197 | | 4 | | 152 | | 14 | | 349 | |
| 01:45 | 7 | | 162 | | 2 | | 139 | | 9 | | 301 | |
| 02:00 | 1 | 3 | 173 | 662 | 3 | 7 | 168 | 692 | 4 | 10 | 341 | 1,354 |
| 02:15 | 0 | | 162 | | 3 | | 150 | | 3 | | 312 | |
| 02:30 | 1 | | 169 | | 1 | | 190 | | 2 | | 359 | |
| 02:45 | 1 | | 158 | | 0 | | 184 | | 1 | | 342 | |
| 03:00 | 4 | 12 | 145 | 678 | 2 | 10 | 181 | 677 | 6 | 22 | 326 | 1,355 |
| 03:15 | 3 | | 191 | | 2 | | 171 | | 5 | | 362 | |
| 03:30 | 2 | | 182 | | 3 | | 182 | | 5 | | 364 | |
| 03:45 | 3 | | 160 | | 3 | | 143 | | 6 | | 303 | |
| 04:00 | 1 | 23 | 178 | 696 | 5 | 25 | 175 | 651 | 6 | 48 | 353 | 1,347 |
| 04:15 | 7 | | 183 | | 6 | | 158 | | 13 | | 341 | |
| 04:30 | 9 | | 152 | | 4 | | 154 | | 13 | | 306 | |
| 04:45 | 6 | | 183 | | 10 | | 164 | | 16 | | 347 | |
| 05:00 | 14 | 61 | 149 | 535 | 9 | 49 | 148 | 552 | 23 | 110 | 297 | 1,087 |
| 05:15 | 15 | | 117 | | 8 | | 158 | | 23 | | 275 | |
| 05:30 | 9 | | 140 | | 12 | | 116 | | 21 | | 256 | |
| 05:45 | 23 | | 129 | | 20 | | 130 | | 43 | | 259 | |
| 06:00 | 27 | 161 | 108 | 396 | 21 | 139 | 108 | 400 | 48 | 300 | 216 | 796 |
| 06:15 | 34 | | 106 | | 26 | | 106 | | 60 | | 212 | |
| 06:30 | 39 | | 83 | | 42 | | 96 | | 81 | | 179 | |
| 06:45 | 61 | | 99 | | 50 | | 90 | | 111 | | 189 | |
| 07:00 | 64 | 397 | 79 | 322 | 52 | 343 | 70 | 246 | 116 | 740 | 149 | 568 |
| 07:15 | 93 | | 85 | | 79 | | 70 | | 172 | | 155 | |
| 07:30 | 116 | | 90 | | 94 | | 58 | | 210 | | 148 | |
| 07:45 | 124 | | 68 | | 118 | | 48 | | 242 | | 116 | |
| 08:00 | 78 | 435 | 68 | 229 | 141 | 510 | 61 | 202 | 219 | 945 | 129 | 431 |
| 08:15 | 103 | | 62 | | 118 | | 51 | | 221 | | 113 | |
| 08:30 | 138 | | 50 | | 140 | | 44 | | 278 | | 94 | |
| 08:45 | 116 | | 49 | | 111 | | 46 | | 227 | | 95 | |
| 09:00 | 108 | 447 | 43 | 163 | 118 | 492 | 52 | 188 | 226 | 939 | 95 | 351 |
| 09:15 | 114 | | 54 | | 120 | | 58 | | 234 | | 112 | |
| 09:30 | 99 | | 36 | | 124 | | 38 | | 223 | | 74 | |
| 09:45 | 126 | | 30 | | 130 | | 40 | | 256 | | 70 | |
| 10:00 | 132 | 545 | 36 | 93 | 118 | 488 | 27 | 89 | 250 | 1,033 | 63 | 182 |
| 10:15 | 130 | | 16 | | 135 | | 28 | | 265 | | 44 | |
| 10:30 | 148 | | 21 | | 124 | | 20 | | 272 | | 41 | |
| 10:45 | 135 | | 20 | | 111 | | 14 | | 246 | | 34 | |
| 11:00 | 144 | 560 | 22 | 50 | 126 | 542 | 14 | 44 | 270 | 1,102 | 36 | 94 |
| 11:15 | 140 | | 15 | | 126 | | 13 | | 266 | | 28 | |
| 11:30 | 149 | | 7 | | 139 | | 9 | | 288 | | 16 | |
| 11:45 | 127 | | 6 | | 151 | | 8 | | 278 | | 14 | |
| Totals | 2,684 | | 5,168 | | 2,644 | | 4,903 | | 5,328 | | 10,071 | |
| Split% | 50.4 | | 51.3 | | 49.6 | | 48.7 | | | | | |
| Day Totals | | 7,852 | | | | 7,547 | | | | 15,399 | | |
| Day Splits | | 51.0 | | | | 49.0 | | | | | | |
| Peak Hour | 10:45 | | 01:00 | | 11:00 | | 02:30 | | 11:00 | | 02:45 | |
| Volume | 568 | | 715 | | 542 | | 726 | | 1,102 | | 1,394 | |
| Factor | 0.95 | | 0.91 | | 0.90 | | 0.96 | | 0.96 | | 0.96 | |

Transportation Studies, Inc.

2640 Walnut Avenue, Suite L
Tustin, CA. 92780

Location : EL CAMINO REAL
Segment : S/O AVENIDA SAN GABRIEL
Client : CITY SAN CLEMENT

Site: AN CLEMENTE
Date: 02/28/19

| Interval | NB | | | | SB | | | | Combined | | | | Day: | Thursday |
|------------|-------|-------|-------|-----|-------|-------|-------|-----|----------|-------|-------|-----|------|----------|
| | AM | | PM | | AM | | PM | | AM | | PM | | | |
| 12:00 | 11 | 22 | 74 | 271 | 10 | 32 | 55 | 272 | 21 | 54 | 129 | 543 | | |
| 12:15 | 4 | | 64 | | 5 | | 69 | | 9 | | 133 | | | |
| 12:30 | 3 | | 65 | | 8 | | 72 | | 11 | | 137 | | | |
| 12:45 | 4 | | 68 | | 9 | | 76 | | 13 | | 144 | | | |
| 01:00 | 5 | 19 | 66 | 219 | 8 | 23 | 72 | 269 | 13 | 42 | 138 | 488 | | |
| 01:15 | 5 | | 61 | | 3 | | 63 | | 8 | | 124 | | | |
| 01:30 | 8 | | 46 | | 6 | | 59 | | 14 | | 105 | | | |
| 01:45 | 1 | | 46 | | 6 | | 75 | | 7 | | 121 | | | |
| 02:00 | 6 | 21 | 50 | 280 | 12 | 19 | 68 | 279 | 18 | 40 | 118 | 559 | | |
| 02:15 | 5 | | 58 | | 1 | | 82 | | 6 | | 140 | | | |
| 02:30 | 4 | | 102 | | 1 | | 76 | | 5 | | 178 | | | |
| 02:45 | 6 | | 70 | | 5 | | 53 | | 11 | | 123 | | | |
| 03:00 | 5 | 13 | 59 | 261 | 1 | 9 | 62 | 274 | 6 | 22 | 121 | 535 | | |
| 03:15 | 4 | | 62 | | 4 | | 60 | | 8 | | 122 | | | |
| 03:30 | 2 | | 68 | | 2 | | 69 | | 4 | | 137 | | | |
| 03:45 | 2 | | 72 | | 2 | | 83 | | 4 | | 155 | | | |
| 04:00 | 7 | 27 | 70 | 314 | 2 | 19 | 70 | 292 | 9 | 46 | 140 | 606 | | |
| 04:15 | 5 | | 78 | | 5 | | 70 | | 10 | | 148 | | | |
| 04:30 | 6 | | 75 | | 1 | | 82 | | 7 | | 157 | | | |
| 04:45 | 9 | | 91 | | 11 | | 70 | | 20 | | 161 | | | |
| 05:00 | 10 | 42 | 84 | 332 | 4 | 52 | 72 | 294 | 14 | 94 | 156 | 626 | | |
| 05:15 | 8 | | 88 | | 12 | | 70 | | 20 | | 158 | | | |
| 05:30 | 12 | | 92 | | 14 | | 70 | | 26 | | 162 | | | |
| 05:45 | 12 | | 68 | | 22 | | 82 | | 34 | | 150 | | | |
| 06:00 | 20 | 103 | 69 | 276 | 20 | 100 | 64 | 227 | 40 | 203 | 133 | 503 | | |
| 06:15 | 21 | | 72 | | 24 | | 54 | | 45 | | 126 | | | |
| 06:30 | 24 | | 81 | | 28 | | 60 | | 52 | | 141 | | | |
| 06:45 | 38 | | 54 | | 28 | | 49 | | 66 | | 103 | | | |
| 07:00 | 36 | 234 | 49 | 187 | 42 | 262 | 63 | 198 | 78 | 496 | 112 | 385 | | |
| 07:15 | 37 | | 54 | | 56 | | 55 | | 93 | | 109 | | | |
| 07:30 | 54 | | 47 | | 84 | | 39 | | 138 | | 86 | | | |
| 07:45 | 107 | | 37 | | 80 | | 41 | | 187 | | 78 | | | |
| 08:00 | 63 | 231 | 34 | 127 | 60 | 232 | 51 | 173 | 123 | 463 | 85 | 300 | | |
| 08:15 | 56 | | 32 | | 62 | | 46 | | 118 | | 78 | | | |
| 08:30 | 60 | | 28 | | 48 | | 34 | | 108 | | 62 | | | |
| 08:45 | 52 | | 33 | | 62 | | 42 | | 114 | | 75 | | | |
| 09:00 | 47 | 220 | 34 | 108 | 40 | 188 | 36 | 140 | 87 | 408 | 70 | 248 | | |
| 09:15 | 47 | | 24 | | 44 | | 40 | | 91 | | 64 | | | |
| 09:30 | 62 | | 32 | | 54 | | 34 | | 116 | | 66 | | | |
| 09:45 | 64 | | 18 | | 50 | | 30 | | 114 | | 48 | | | |
| 10:00 | 50 | 228 | 22 | 74 | 46 | 228 | 30 | 74 | 96 | 456 | 52 | 148 | | |
| 10:15 | 58 | | 15 | | 60 | | 14 | | 118 | | 29 | | | |
| 10:30 | 62 | | 12 | | 67 | | 20 | | 129 | | 32 | | | |
| 10:45 | 58 | | 25 | | 55 | | 10 | | 113 | | 35 | | | |
| 11:00 | 66 | 268 | 32 | 99 | 66 | 271 | 9 | 43 | 132 | 539 | 41 | 142 | | |
| 11:15 | 72 | | 25 | | 67 | | 11 | | 139 | | 36 | | | |
| 11:30 | 60 | | 23 | | 57 | | 13 | | 117 | | 36 | | | |
| 11:45 | 70 | | 19 | | 81 | | 10 | | 151 | | 29 | | | |
| Totals | 1,428 | | 2,548 | | 1,435 | | 2,535 | | 2,863 | | 5,083 | | | |
| Split% | 49.9 | | 50.1 | | 50.1 | | 49.9 | | | | | | | |
| Day Totals | | 3,976 | | | | 3,970 | | | | 7,946 | | | | |
| Day Splits | | 50.0 | | | | 50.0 | | | | | | | | |
| Peak Hour | 07:45 | | 04:45 | | 07:30 | | 03:45 | | 07:30 | | 04:45 | | | |
| Volume | 286 | | 355 | | 286 | | 305 | | 566 | | 637 | | | |
| Factor | 0.67 | | 0.96 | | 0.85 | | 0.92 | | 0.76 | | 0.98 | | | |

Transportation Studies, Inc.

2640 Walnut Avenue, Suite L
Tustin, CA. 92780

Location : EL CAMINO REAL
Segment : S/O AVENIDA SAN JUAN
Client : CITY SAN CLEMENT

Site: AN CLEMENTE
Date: 01/31/19

| Interval | NB | | | | SB | | | | Combined | | | | Day: | Thursday | |
|------------|-------|-------|-------|-----|-------|-------|-------|-----|----------|--------|--------|-------|------|----------|--|
| | AM | | PM | | AM | | PM | | AM | | PM | | | | |
| 12:00 | 2 | 16 | 131 | 447 | 5 | 29 | 104 | 441 | 7 | 45 | 235 | 888 | | | |
| 12:15 | 3 | | 110 | | 12 | | 111 | | 15 | | 221 | | | | |
| 12:30 | 4 | | 101 | | 5 | | 116 | | 9 | | 217 | | | | |
| 12:45 | 7 | | 105 | | 7 | | 110 | | 14 | | 215 | | | | |
| 01:00 | 4 | 18 | 94 | 383 | 5 | 26 | 122 | 515 | 9 | 44 | 216 | 898 | | | |
| 01:15 | 5 | | 92 | | 11 | | 107 | | 16 | | 199 | | | | |
| 01:30 | 2 | | 101 | | 4 | | 116 | | 6 | | 217 | | | | |
| 01:45 | 7 | | 96 | | 6 | | 170 | | 13 | | 266 | | | | |
| 02:00 | 3 | 7 | 97 | 427 | 1 | 2 | 180 | 719 | 4 | 9 | 277 | 1,146 | | | |
| 02:15 | 2 | | 100 | | 0 | | 166 | | 2 | | 266 | | | | |
| 02:30 | 2 | | 114 | | 1 | | 187 | | 3 | | 301 | | | | |
| 02:45 | 0 | | 116 | | 0 | | 186 | | 0 | | 302 | | | | |
| 03:00 | 1 | 9 | 81 | 430 | 2 | 8 | 189 | 741 | 3 | 17 | 270 | 1,171 | | | |
| 03:15 | 2 | | 134 | | 1 | | 162 | | 3 | | 296 | | | | |
| 03:30 | 2 | | 114 | | 4 | | 180 | | 6 | | 294 | | | | |
| 03:45 | 4 | | 101 | | 1 | | 210 | | 5 | | 311 | | | | |
| 04:00 | 6 | 48 | 108 | 445 | 7 | 30 | 194 | 785 | 13 | 78 | 302 | 1,230 | | | |
| 04:15 | 7 | | 108 | | 5 | | 185 | | 12 | | 293 | | | | |
| 04:30 | 22 | | 105 | | 6 | | 198 | | 28 | | 303 | | | | |
| 04:45 | 13 | | 124 | | 12 | | 208 | | 25 | | 332 | | | | |
| 05:00 | 16 | 100 | 100 | 469 | 10 | 34 | 203 | 846 | 26 | 134 | 303 | 1,315 | | | |
| 05:15 | 20 | | 123 | | 4 | | 220 | | 24 | | 343 | | | | |
| 05:30 | 28 | | 120 | | 8 | | 202 | | 36 | | 322 | | | | |
| 05:45 | 36 | | 126 | | 12 | | 221 | | 48 | | 347 | | | | |
| 06:00 | 32 | 191 | 117 | 421 | 20 | 110 | 208 | 727 | 52 | 301 | 325 | 1,148 | | | |
| 06:15 | 48 | | 115 | | 26 | | 178 | | 74 | | 293 | | | | |
| 06:30 | 52 | | 102 | | 28 | | 168 | | 80 | | 270 | | | | |
| 06:45 | 59 | | 87 | | 36 | | 173 | | 95 | | 260 | | | | |
| 07:00 | 72 | 413 | 74 | 318 | 42 | 229 | 125 | 481 | 114 | 642 | 199 | 799 | | | |
| 07:15 | 102 | | 84 | | 48 | | 124 | | 150 | | 208 | | | | |
| 07:30 | 129 | | 102 | | 66 | | 118 | | 195 | | 220 | | | | |
| 07:45 | 110 | | 58 | | 73 | | 114 | | 183 | | 172 | | | | |
| 08:00 | 112 | 434 | 74 | 224 | 70 | 304 | 109 | 416 | 182 | 738 | 183 | 640 | | | |
| 08:15 | 112 | | 53 | | 74 | | 114 | | 186 | | 167 | | | | |
| 08:30 | 90 | | 54 | | 94 | | 102 | | 184 | | 156 | | | | |
| 08:45 | 120 | | 43 | | 66 | | 91 | | 186 | | 134 | | | | |
| 09:00 | 96 | 394 | 37 | 167 | 76 | 303 | 80 | 292 | 172 | 697 | 117 | 459 | | | |
| 09:15 | 90 | | 37 | | 63 | | 88 | | 153 | | 125 | | | | |
| 09:30 | 100 | | 52 | | 84 | | 64 | | 184 | | 116 | | | | |
| 09:45 | 108 | | 41 | | 80 | | 60 | | 188 | | 101 | | | | |
| 10:00 | 84 | 405 | 34 | 116 | 74 | 311 | 63 | 182 | 158 | 716 | 97 | 298 | | | |
| 10:15 | 113 | | 29 | | 71 | | 48 | | 184 | | 77 | | | | |
| 10:30 | 88 | | 21 | | 81 | | 46 | | 169 | | 67 | | | | |
| 10:45 | 120 | | 32 | | 85 | | 25 | | 205 | | 57 | | | | |
| 11:00 | 91 | 411 | 15 | 57 | 71 | 361 | 38 | 127 | 162 | 772 | 53 | 184 | | | |
| 11:15 | 120 | | 16 | | 88 | | 31 | | 208 | | 47 | | | | |
| 11:30 | 106 | | 14 | | 95 | | 32 | | 201 | | 46 | | | | |
| 11:45 | 94 | | 12 | | 107 | | 26 | | 201 | | 38 | | | | |
| Totals | 2,446 | | 3,904 | | 1,747 | | 6,272 | | 4,193 | | 10,176 | | | | |
| Split% | 58.3 | | 38.4 | | 41.7 | | 61.6 | | | | | | | | |
| Day Totals | | 6,350 | | | | 8,019 | | | | 14,369 | | | | | |
| Day Splits | | 44.2 | | | | 55.8 | | | | | | | | | |
| Peak Hour | 07:30 | | 05:15 | | 11:00 | | 05:15 | | 10:45 | | 05:15 | | | | |
| Volume | 463 | | 486 | | 361 | | 851 | | 776 | | 1,337 | | | | |
| Factor | 0.90 | | 0.96 | | 0.84 | | 0.96 | | 0.93 | | 0.96 | | | | |

Transportation Studies, Inc.

2640 Walnut Avenue, Suite L
Tustin, CA. 92780

Location : EL CAMINO REAL
Segment : S/O SAN LUIS REY
Client : CITY SAN CLEMENT

Site: AN CLEMENTE
Date: 02/19/19

| Interval | NB | | | | SB | | | | Combined | | | | Day: | Tuesday |
|------------|-------|-------|-------|-----|-------|-------|-------|-----|----------|-------|-------|-----|------|---------|
| | AM | | PM | | AM | | PM | | AM | | PM | | | |
| 12:00 | 8 | 16 | 46 | 175 | 3 | 15 | 37 | 144 | 11 | 31 | 83 | 319 | | |
| 12:15 | 5 | | 39 | | 1 | | 32 | | 6 | | 71 | | | |
| 12:30 | 1 | | 58 | | 8 | | 33 | | 9 | | 91 | | | |
| 12:45 | 2 | | 32 | | 3 | | 42 | | 5 | | 74 | | | |
| 01:00 | 0 | 11 | 39 | 205 | 1 | 4 | 68 | 190 | 1 | 15 | 107 | 395 | | |
| 01:15 | 3 | | 92 | | 0 | | 42 | | 3 | | 134 | | | |
| 01:30 | 6 | | 38 | | 3 | | 42 | | 9 | | 80 | | | |
| 01:45 | 2 | | 36 | | 0 | | 38 | | 2 | | 74 | | | |
| 02:00 | 0 | 2 | 43 | 156 | 1 | 6 | 38 | 138 | 1 | 8 | 81 | 294 | | |
| 02:15 | 0 | | 38 | | 4 | | 30 | | 4 | | 68 | | | |
| 02:30 | 1 | | 26 | | 1 | | 26 | | 2 | | 52 | | | |
| 02:45 | 1 | | 49 | | 0 | | 44 | | 1 | | 93 | | | |
| 03:00 | 0 | 7 | 36 | 181 | 4 | 4 | 36 | 158 | 4 | 11 | 72 | 339 | | |
| 03:15 | 3 | | 33 | | 0 | | 40 | | 3 | | 73 | | | |
| 03:30 | 3 | | 44 | | 0 | | 34 | | 3 | | 78 | | | |
| 03:45 | 1 | | 68 | | 0 | | 48 | | 1 | | 116 | | | |
| 04:00 | 3 | 24 | 34 | 183 | 3 | 11 | 44 | 200 | 6 | 35 | 78 | 383 | | |
| 04:15 | 6 | | 46 | | 0 | | 44 | | 6 | | 90 | | | |
| 04:30 | 3 | | 49 | | 2 | | 56 | | 5 | | 105 | | | |
| 04:45 | 12 | | 54 | | 6 | | 56 | | 18 | | 110 | | | |
| 05:00 | 6 | 33 | 42 | 242 | 3 | 23 | 41 | 204 | 9 | 56 | 83 | 446 | | |
| 05:15 | 7 | | 57 | | 6 | | 52 | | 13 | | 109 | | | |
| 05:30 | 10 | | 78 | | 6 | | 55 | | 16 | | 133 | | | |
| 05:45 | 10 | | 65 | | 8 | | 56 | | 18 | | 121 | | | |
| 06:00 | 24 | 101 | 30 | 143 | 16 | 62 | 42 | 162 | 40 | 163 | 72 | 305 | | |
| 06:15 | 20 | | 34 | | 14 | | 38 | | 34 | | 72 | | | |
| 06:30 | 22 | | 43 | | 8 | | 32 | | 30 | | 75 | | | |
| 06:45 | 35 | | 36 | | 24 | | 50 | | 59 | | 86 | | | |
| 07:00 | 32 | 181 | 28 | 114 | 21 | 137 | 41 | 154 | 53 | 318 | 69 | 268 | | |
| 07:15 | 31 | | 32 | | 24 | | 38 | | 55 | | 70 | | | |
| 07:30 | 50 | | 30 | | 30 | | 35 | | 80 | | 65 | | | |
| 07:45 | 68 | | 24 | | 62 | | 40 | | 130 | | 64 | | | |
| 08:00 | 42 | 147 | 20 | 76 | 28 | 114 | 29 | 97 | 70 | 261 | 49 | 173 | | |
| 08:15 | 30 | | 18 | | 20 | | 22 | | 50 | | 40 | | | |
| 08:30 | 36 | | 18 | | 27 | | 24 | | 63 | | 42 | | | |
| 08:45 | 39 | | 20 | | 39 | | 22 | | 78 | | 42 | | | |
| 09:00 | 36 | 163 | 14 | 56 | 18 | 97 | 19 | 88 | 54 | 260 | 33 | 144 | | |
| 09:15 | 47 | | 18 | | 26 | | 30 | | 73 | | 48 | | | |
| 09:30 | 36 | | 6 | | 23 | | 20 | | 59 | | 26 | | | |
| 09:45 | 44 | | 18 | | 30 | | 19 | | 74 | | 37 | | | |
| 10:00 | 30 | 131 | 11 | 40 | 28 | 122 | 12 | 44 | 58 | 253 | 23 | 84 | | |
| 10:15 | 33 | | 11 | | 26 | | 10 | | 59 | | 21 | | | |
| 10:30 | 30 | | 11 | | 22 | | 16 | | 52 | | 27 | | | |
| 10:45 | 38 | | 7 | | 46 | | 6 | | 84 | | 13 | | | |
| 11:00 | 38 | 150 | 7 | 31 | 29 | 115 | 12 | 46 | 67 | 265 | 19 | 77 | | |
| 11:15 | 40 | | 9 | | 28 | | 14 | | 68 | | 23 | | | |
| 11:30 | 44 | | 6 | | 32 | | 4 | | 76 | | 10 | | | |
| 11:45 | 28 | | 9 | | 26 | | 16 | | 54 | | 25 | | | |
| Totals | 966 | | 1,602 | | 710 | | 1,625 | | 1,676 | | 3,227 | | | |
| Split% | 57.6 | | 49.6 | | 42.4 | | 50.4 | | | | | | | |
| Day Totals | | 2,568 | | | | 2,335 | | | | 4,903 | | | | |
| Day Splits | | 52.4 | | | | 47.6 | | | | | | | | |
| Peak Hour | 07:15 | | 05:00 | | 07:15 | | 04:30 | | 07:15 | | 05:00 | | | |
| Volume | 191 | | 242 | | 144 | | 205 | | 335 | | 446 | | | |
| Factor | 0.70 | | 0.78 | | 0.58 | | 0.92 | | 0.64 | | 0.84 | | | |

Transportation Studies, Inc.

2640 Walnut Avenue, Suite L
Tustin, CA. 92780

Location : EL CAMINO REAL
Segment : S/O AVENIDA SAN PABLO
Client : CITY SAN CLEMENT

Site: AN CLEMENTE
Date: 02/28/19

| Interval | NB | | | | SB | | | | Combined | | | | Day: | Thursday | |
|------------|-------|-------|-------|-----|-------|-------|-------|-----|----------|--------|-------|-----|------|----------|--|
| | AM | | PM | | AM | | PM | | AM | | PM | | | | |
| 12:00 | 9 | 19 | 93 | 382 | 12 | 35 | 62 | 369 | 21 | 54 | 155 | 751 | | | |
| 12:15 | 2 | | 101 | | 5 | | 118 | | 7 | | 219 | | | | |
| 12:30 | 3 | | 97 | | 6 | | 93 | | 9 | | 190 | | | | |
| 12:45 | 5 | | 91 | | 12 | | 96 | | 17 | | 187 | | | | |
| 01:00 | 3 | 18 | 88 | 320 | 7 | 20 | 74 | 345 | 10 | 38 | 162 | 665 | | | |
| 01:15 | 6 | | 86 | | 4 | | 94 | | 10 | | 180 | | | | |
| 01:30 | 8 | | 75 | | 5 | | 89 | | 13 | | 164 | | | | |
| 01:45 | 1 | | 71 | | 4 | | 88 | | 5 | | 159 | | | | |
| 02:00 | 6 | 21 | 68 | 350 | 13 | 19 | 93 | 370 | 19 | 40 | 161 | 720 | | | |
| 02:15 | 7 | | 82 | | 1 | | 106 | | 8 | | 188 | | | | |
| 02:30 | 5 | | 112 | | 1 | | 90 | | 6 | | 202 | | | | |
| 02:45 | 3 | | 88 | | 4 | | 81 | | 7 | | 169 | | | | |
| 03:00 | 6 | 16 | 86 | 364 | 0 | 6 | 98 | 410 | 6 | 22 | 184 | 774 | | | |
| 03:15 | 2 | | 98 | | 3 | | 98 | | 5 | | 196 | | | | |
| 03:30 | 4 | | 86 | | 3 | | 100 | | 7 | | 186 | | | | |
| 03:45 | 4 | | 94 | | 0 | | 114 | | 4 | | 208 | | | | |
| 04:00 | 10 | 40 | 97 | 393 | 8 | 20 | 103 | 437 | 18 | 60 | 200 | 830 | | | |
| 04:15 | 8 | | 102 | | 4 | | 114 | | 12 | | 216 | | | | |
| 04:30 | 8 | | 86 | | 1 | | 110 | | 9 | | 196 | | | | |
| 04:45 | 14 | | 108 | | 7 | | 110 | | 21 | | 218 | | | | |
| 05:00 | 8 | 60 | 110 | 401 | 5 | 45 | 102 | 438 | 13 | 105 | 212 | 839 | | | |
| 05:15 | 13 | | 87 | | 10 | | 120 | | 23 | | 207 | | | | |
| 05:30 | 16 | | 117 | | 12 | | 98 | | 28 | | 215 | | | | |
| 05:45 | 23 | | 87 | | 18 | | 118 | | 41 | | 205 | | | | |
| 06:00 | 31 | 155 | 98 | 343 | 20 | 110 | 94 | 344 | 51 | 265 | 192 | 687 | | | |
| 06:15 | 34 | | 84 | | 22 | | 87 | | 56 | | 171 | | | | |
| 06:30 | 48 | | 90 | | 34 | | 84 | | 82 | | 174 | | | | |
| 06:45 | 42 | | 71 | | 34 | | 79 | | 76 | | 150 | | | | |
| 07:00 | 62 | 343 | 62 | 215 | 42 | 232 | 90 | 289 | 104 | 575 | 152 | 504 | | | |
| 07:15 | 78 | | 60 | | 54 | | 80 | | 132 | | 140 | | | | |
| 07:30 | 80 | | 53 | | 64 | | 59 | | 144 | | 112 | | | | |
| 07:45 | 123 | | 40 | | 72 | | 60 | | 195 | | 100 | | | | |
| 08:00 | 82 | 347 | 37 | 141 | 93 | 319 | 81 | 257 | 175 | 666 | 118 | 398 | | | |
| 08:15 | 98 | | 37 | | 66 | | 60 | | 164 | | 97 | | | | |
| 08:30 | 85 | | 32 | | 78 | | 50 | | 163 | | 82 | | | | |
| 08:45 | 82 | | 35 | | 82 | | 66 | | 164 | | 101 | | | | |
| 09:00 | 90 | 359 | 36 | 124 | 70 | 281 | 62 | 204 | 160 | 640 | 98 | 328 | | | |
| 09:15 | 66 | | 30 | | 70 | | 60 | | 136 | | 90 | | | | |
| 09:30 | 94 | | 34 | | 76 | | 46 | | 170 | | 80 | | | | |
| 09:45 | 109 | | 24 | | 65 | | 36 | | 174 | | 60 | | | | |
| 10:00 | 74 | 340 | 24 | 70 | 64 | 286 | 40 | 95 | 138 | 626 | 64 | 165 | | | |
| 10:15 | 98 | | 15 | | 75 | | 24 | | 173 | | 39 | | | | |
| 10:30 | 88 | | 12 | | 70 | | 24 | | 158 | | 36 | | | | |
| 10:45 | 80 | | 19 | | 77 | | 7 | | 157 | | 26 | | | | |
| 11:00 | 90 | 358 | 20 | 79 | 88 | 365 | 10 | 40 | 178 | 723 | 30 | 119 | | | |
| 11:15 | 74 | | 26 | | 80 | | 7 | | 154 | | 33 | | | | |
| 11:30 | 102 | | 18 | | 82 | | 12 | | 184 | | 30 | | | | |
| 11:45 | 92 | | 15 | | 115 | | 11 | | 207 | | 26 | | | | |
| Totals | 2,076 | | 3,182 | | 1,738 | | 3,598 | | 3,814 | | 6,780 | | | | |
| Split% | 54.4 | | 46.9 | | 45.6 | | 53.1 | | | | | | | | |
| Day Totals | | 5,258 | | | | 5,336 | | | | 10,594 | | | | | |
| Day Splits | | 49.6 | | | | 50.4 | | | | | | | | | |
| Peak Hour | 07:45 | | 04:45 | | 11:00 | | 04:30 | | 11:00 | | 04:45 | | | | |
| Volume | 388 | | 422 | | 365 | | 442 | | 723 | | 852 | | | | |
| Factor | 0.79 | | 0.90 | | 0.79 | | 0.92 | | 0.87 | | 0.98 | | | | |

Transportation Studies, Inc.

2640 Walnut Avenue, Suite L
Tustin, CA. 92780

Location : EL CAMINO REAL
Segment : S/O AVENIDA SANTA MARGARITA
Client : CITY SAN CLEMENT

Site: AN CLEMENTE
Date: 01/31/19

| Interval | SB | | | | NB | | | | Combined | | Day: | Thursday |
|------------|-------|-------|-------|-----|-------|-------|-------|-----|----------|-------|-------|----------|
| | AM | | PM | | AM | | PM | | AM | PM | | |
| 12:00 | 0 | 3 | 32 | 107 | 0 | 6 | 40 | 132 | 0 | 9 | 72 | 239 |
| 12:15 | 0 | | 21 | | 1 | | 18 | | 1 | | 39 | |
| 12:30 | 3 | | 28 | | 3 | | 43 | | 6 | | 71 | |
| 12:45 | 0 | | 26 | | 2 | | 31 | | 2 | | 57 | |
| 01:00 | 4 | 7 | 22 | 100 | 4 | 6 | 28 | 119 | 8 | 13 | 50 | 219 |
| 01:15 | 1 | | 32 | | 0 | | 37 | | 1 | | 69 | |
| 01:30 | 1 | | 26 | | 1 | | 22 | | 2 | | 48 | |
| 01:45 | 1 | | 20 | | 1 | | 32 | | 2 | | 52 | |
| 02:00 | 2 | 3 | 24 | 117 | 1 | 8 | 26 | 110 | 3 | 11 | 50 | 227 |
| 02:15 | 1 | | 34 | | 1 | | 24 | | 2 | | 58 | |
| 02:30 | 0 | | 37 | | 2 | | 28 | | 2 | | 65 | |
| 02:45 | 0 | | 22 | | 4 | | 32 | | 4 | | 54 | |
| 03:00 | 5 | 11 | 24 | 102 | 8 | 17 | 22 | 137 | 13 | 28 | 46 | 239 |
| 03:15 | 4 | | 31 | | 4 | | 31 | | 8 | | 62 | |
| 03:30 | 1 | | 20 | | 3 | | 36 | | 4 | | 56 | |
| 03:45 | 1 | | 27 | | 2 | | 48 | | 3 | | 75 | |
| 04:00 | 5 | 15 | 26 | 103 | 3 | 18 | 52 | 146 | 8 | 33 | 78 | 249 |
| 04:15 | 1 | | 25 | | 3 | | 34 | | 4 | | 59 | |
| 04:30 | 6 | | 28 | | 6 | | 26 | | 12 | | 54 | |
| 04:45 | 3 | | 24 | | 6 | | 34 | | 9 | | 58 | |
| 05:00 | 6 | 45 | 28 | 105 | 6 | 41 | 50 | 157 | 12 | 86 | 78 | 262 |
| 05:15 | 10 | | 20 | | 14 | | 30 | | 24 | | 50 | |
| 05:30 | 9 | | 28 | | 10 | | 37 | | 19 | | 65 | |
| 05:45 | 20 | | 29 | | 11 | | 40 | | 31 | | 69 | |
| 06:00 | 34 | 111 | 34 | 115 | 17 | 65 | 46 | 143 | 51 | 176 | 80 | 258 |
| 06:15 | 18 | | 28 | | 16 | | 42 | | 34 | | 70 | |
| 06:30 | 28 | | 28 | | 16 | | 21 | | 44 | | 49 | |
| 06:45 | 31 | | 25 | | 16 | | 34 | | 47 | | 59 | |
| 07:00 | 32 | 101 | 34 | 116 | 22 | 80 | 20 | 119 | 54 | 181 | 54 | 235 |
| 07:15 | 24 | | 22 | | 10 | | 32 | | 34 | | 54 | |
| 07:30 | 22 | | 30 | | 18 | | 30 | | 40 | | 60 | |
| 07:45 | 23 | | 30 | | 30 | | 37 | | 53 | | 67 | |
| 08:00 | 22 | 73 | 34 | 88 | 12 | 58 | 32 | 88 | 34 | 131 | 66 | 176 |
| 08:15 | 14 | | 14 | | 18 | | 18 | | 32 | | 32 | |
| 08:30 | 20 | | 14 | | 14 | | 20 | | 34 | | 34 | |
| 08:45 | 17 | | 26 | | 14 | | 18 | | 31 | | 44 | |
| 09:00 | 22 | 79 | 21 | 68 | 28 | 82 | 16 | 56 | 50 | 161 | 37 | 124 |
| 09:15 | 28 | | 14 | | 20 | | 16 | | 48 | | 30 | |
| 09:30 | 15 | | 14 | | 22 | | 14 | | 37 | | 28 | |
| 09:45 | 14 | | 19 | | 12 | | 10 | | 26 | | 29 | |
| 10:00 | 16 | 81 | 6 | 26 | 18 | 97 | 12 | 35 | 34 | 178 | 18 | 61 |
| 10:15 | 21 | | 6 | | 30 | | 10 | | 51 | | 16 | |
| 10:30 | 30 | | 9 | | 25 | | 6 | | 55 | | 15 | |
| 10:45 | 14 | | 5 | | 24 | | 7 | | 38 | | 12 | |
| 11:00 | 24 | 103 | 5 | 17 | 30 | 147 | 5 | 19 | 54 | 250 | 10 | 36 |
| 11:15 | 28 | | 5 | | 32 | | 7 | | 60 | | 12 | |
| 11:30 | 23 | | 6 | | 40 | | 6 | | 63 | | 12 | |
| 11:45 | 28 | | 1 | | 45 | | 1 | | 73 | | 2 | |
| Totals | 632 | | 1,064 | | 625 | | 1,261 | | 1,257 | | 2,325 | |
| Split% | 50.3 | | 45.8 | | 49.7 | | 54.2 | | | | | |
| Day Totals | | 1,696 | | | | 1,886 | | | | 3,582 | | |
| Day Splits | | 47.3 | | | | 52.7 | | | | | | |
| Peak Hour | 06:30 | | 05:30 | | 11:00 | | 03:30 | | 11:00 | | 05:30 | |
| Volume | 115 | | 119 | | 147 | | 170 | | 250 | | 284 | |
| Factor | 0.90 | | 0.88 | | 0.82 | | 0.82 | | 0.86 | | 0.89 | |

City of San Clemente
Engineering Division

Project: San Carlos & Levante Traffic Calming
Location: El Levante btw Patero De Oro & Pizzaro

El Levante 130 S. DeOro_P
Date Start: 24-Sep-18
Date End: 08-Oct-18

| Start Time | 24-Sep-18 | | Tue | | Wed | | Thu | | Fri | | Weekday Average | | Sat | | Sun | |
|------------|-----------|-------|-------|-------|-------|-------|-------|-------|-------|-------|-----------------|-------|-------|-------|-------|-------|
| | NB | SB | NB | SB | NB | SB | NB | SB | NB | SB | NB | SB | NB | SB | NB | SB |
| 12:00 AM | * | * | 5 | 2 | 4 | 3 | 2 | 1 | 3 | 1 | 4 | 2 | 7 | 5 | 6 | 2 |
| 01:00 | * | * | 1 | 1 | 1 | 0 | 2 | 1 | 0 | 2 | 1 | 1 | 2 | 2 | 4 | 1 |
| 02:00 | * | * | 2 | 1 | 1 | 0 | 2 | 0 | 3 | 2 | 2 | 1 | 1 | 0 | 2 | 0 |
| 03:00 | * | * | 0 | 1 | 0 | 1 | 1 | 0 | 0 | 0 | 0 | 0 | 2 | 2 | 1 | 2 |
| 04:00 | * | * | 2 | 9 | 1 | 5 | 2 | 4 | 0 | 2 | 1 | 5 | 0 | 1 | 0 | 1 |
| 05:00 | * | * | 4 | 12 | 2 | 9 | 0 | 11 | 3 | 13 | 2 | 11 | 0 | 6 | 2 | 2 |
| 06:00 | * | * | 10 | 32 | 9 | 29 | 14 | 27 | 8 | 25 | 10 | 28 | 3 | 10 | 0 | 6 |
| 07:00 | * | * | 35 | 67 | 23 | 62 | 30 | 67 | 32 | 66 | 30 | 66 | 16 | 31 | 5 | 11 |
| 08:00 | * | * | 37 | 60 | 35 | 55 | 28 | 51 | 28 | 57 | 32 | 56 | 23 | 37 | 9 | 25 |
| 09:00 | * | * | 38 | 47 | 37 | 48 | 37 | 42 | 40 | 52 | 38 | 47 | 36 | 44 | 20 | 53 |
| 10:00 | * | * | 24 | 30 | 35 | 41 | 33 | 45 | 33 | 41 | 31 | 39 | 35 | 47 | 26 | 38 |
| 11:00 | * | * | 53 | 42 | 38 | 45 | 48 | 46 | 48 | 38 | 47 | 43 | 35 | 40 | 29 | 38 |
| 12:00 PM | * | * | 48 | 44 | 49 | 41 | 37 | 22 | 43 | 40 | 44 | 37 | 38 | 32 | 41 | 28 |
| 01:00 | * | * | 46 | 29 | 48 | 41 | 34 | 33 | 49 | 35 | 44 | 34 | 48 | 36 | 51 | 34 |
| 02:00 | * | * | 49 | 33 | 51 | 42 | 54 | 41 | 42 | 44 | 49 | 40 | 41 | 42 | 34 | 28 |
| 03:00 | * | * | 66 | 37 | 42 | 46 | 56 | 48 | 53 | 45 | 54 | 44 | 59 | 42 | 41 | 25 |
| 04:00 | 68 | 49 | 67 | 54 | 59 | 45 | 51 | 36 | 56 | 37 | 60 | 44 | 46 | 34 | 45 | 31 |
| 05:00 | 72 | 42 | 62 | 38 | 62 | 41 | 50 | 45 | 56 | 45 | 60 | 42 | 44 | 32 | 53 | 31 |
| 06:00 | 55 | 23 | 58 | 31 | 57 | 34 | 74 | 33 | 35 | 32 | 56 | 31 | 29 | 39 | 38 | 26 |
| 07:00 | 40 | 11 | 43 | 27 | 40 | 20 | 43 | 20 | 33 | 21 | 40 | 20 | 20 | 26 | 27 | 19 |
| 08:00 | 16 | 11 | 31 | 10 | 32 | 11 | 30 | 15 | 25 | 10 | 27 | 11 | 18 | 12 | 22 | 12 |
| 09:00 | 14 | 6 | 26 | 9 | 24 | 12 | 24 | 9 | 33 | 9 | 24 | 9 | 26 | 13 | 16 | 11 |
| 10:00 | 12 | 1 | 15 | 2 | 9 | 3 | 14 | 1 | 22 | 11 | 14 | 4 | 20 | 10 | 11 | 9 |
| 11:00 | 5 | 2 | 4 | 2 | 3 | 0 | 7 | 1 | 14 | 6 | 7 | 2 | 21 | 13 | 3 | 1 |
| Total | 282 | 145 | 726 | 620 | 662 | 634 | 673 | 599 | 659 | 634 | 677 | 617 | 570 | 556 | 486 | 434 |
| Day | 427 | | 1346 | | 1296 | | 1272 | | 1293 | | 1294 | | 1126 | | 920 | |
| AM Peak | - | - | 11:00 | 07:00 | 11:00 | 07:00 | 11:00 | 07:00 | 11:00 | 07:00 | 11:00 | 07:00 | 09:00 | 10:00 | 11:00 | 09:00 |
| Vol. | - | - | 53 | 67 | 38 | 62 | 48 | 67 | 48 | 66 | 47 | 66 | 36 | 47 | 29 | 53 |
| PM Peak | 17:00 | 16:00 | 16:00 | 16:00 | 17:00 | 15:00 | 18:00 | 15:00 | 16:00 | 15:00 | 16:00 | 15:00 | 15:00 | 14:00 | 17:00 | 13:00 |
| Vol. | 72 | 49 | 67 | 54 | 62 | 46 | 74 | 48 | 56 | 45 | 60 | 44 | 59 | 42 | 53 | 34 |

City of San Clemente
Engineering Division

Project: San Carlos & Levante Traffic Calming
Location: El Levante btw Patero De Oro & Pizzaro

El Levante 130 S. DeOro_P
Date Start: 24-Sep-18
Date End: 08-Oct-18

| Start Time | 01-Oct-18 | | Tue | | Wed | | Thu | | Fri | | Weekday Average | | Sat | | Sun | |
|------------|-----------|-----------|-----------|-----------|-----------|-----------|-----------|-----------|-----------|-----------|-----------------|-----------|-----------|-----------|-----------|-----------|
| | NB | SB | NB | SB | NB | SB | NB | SB | NB | SB | NB | SB | NB | SB | NB | SB |
| 12:00 AM | 3 | 2 | 4 | 1 | 4 | 0 | 1 | 0 | 1 | 1 | 3 | 1 | 3 | 2 | 7 | 4 |
| 01:00 | 1 | 1 | 1 | 0 | 1 | 1 | 2 | 1 | 1 | 0 | 1 | 1 | 3 | 1 | 6 | 4 |
| 02:00 | 1 | 1 | 1 | 1 | 0 | 1 | 1 | 1 | 1 | 1 | 1 | 1 | 2 | 2 | 7 | 2 |
| 03:00 | 0 | 1 | 0 | 2 | 1 | 2 | 1 | 2 | 0 | 1 | 0 | 2 | 0 | 1 | 2 | 3 |
| 04:00 | 1 | 4 | 0 | 3 | 0 | 5 | 0 | 3 | 1 | 5 | 0 | 4 | 0 | 1 | 0 | 3 |
| 05:00 | 2 | 11 | 1 | 12 | 2 | 11 | 0 | 10 | 2 | 10 | 1 | 11 | 0 | 1 | 0 | 5 |
| 06:00 | 13 | 27 | 12 | 29 | 12 | 37 | 10 | 23 | 15 | 25 | 12 | 28 | 11 | 15 | 1 | 4 |
| 07:00 | 31 | 73 | 27 | 63 | 30 | 76 | 33 | 60 | 31 | 63 | 30 | 67 | 7 | 22 | 5 | 22 |
| 08:00 | 36 | 62 | 39 | 66 | 31 | 46 | 30 | 64 | 33 | 62 | 34 | 60 | 19 | 55 | 17 | 26 |
| 09:00 | 33 | 48 | 22 | 52 | 35 | 59 | 24 | 57 | 26 | 47 | 28 | 53 | 26 | 47 | 19 | 38 |
| 10:00 | 39 | 47 | 40 | 47 | 41 | 48 | 41 | 46 | 45 | 36 | 41 | 45 | 32 | 37 | 31 | 49 |
| 11:00 | 41 | 41 | 45 | 42 | 46 | 40 | 26 | 41 | 45 | 46 | 41 | 42 | 51 | 48 | 35 | 40 |
| 12:00 PM | 34 | 34 | 41 | 31 | 50 | 38 | 54 | 45 | 49 | 46 | 46 | 39 | 50 | 44 | 40 | 42 |
| 01:00 | 39 | 36 | 46 | 45 | 28 | 32 | 40 | 31 | 60 | 46 | 43 | 38 | 45 | 36 | 44 | 38 |
| 02:00 | 44 | 36 | 47 | 35 | 54 | 41 | 65 | 36 | 49 | 49 | 52 | 39 | 49 | 30 | 48 | 39 |
| 03:00 | 57 | 35 | 76 | 51 | 60 | 55 | 57 | 49 | 76 | 62 | 65 | 50 | 55 | 39 | 42 | 30 |
| 04:00 | 54 | 39 | 60 | 42 | 55 | 42 | 60 | 51 | 62 | 36 | 58 | 42 | 42 | 45 | 45 | 36 |
| 05:00 | 68 | 39 | 53 | 43 | 85 | 40 | 69 | 53 | 65 | 49 | 68 | 45 | 39 | 41 | 36 | 35 |
| 06:00 | 48 | 27 | 51 | 31 | 70 | 43 | 66 | 32 | 49 | 40 | 57 | 35 | 47 | 35 | 34 | 16 |
| 07:00 | 41 | 21 | 40 | 21 | 34 | 25 | 53 | 30 | 42 | 23 | 42 | 24 | 24 | 18 | 31 | 18 |
| 08:00 | 29 | 9 | 29 | 8 | 23 | 20 | 33 | 15 | 24 | 16 | 28 | 14 | 26 | 12 | 26 | 9 |
| 09:00 | 19 | 8 | 21 | 9 | 28 | 11 | 30 | 4 | 36 | 15 | 27 | 9 | 18 | 10 | 16 | 7 |
| 10:00 | 7 | 1 | 14 | 4 | 12 | 2 | 10 | 3 | 17 | 8 | 12 | 4 | 22 | 8 | 10 | 6 |
| 11:00 | 1 | 0 | 8 | 1 | 13 | 1 | 3 | 2 | 11 | 9 | 7 | 3 | 15 | 7 | 4 | 1 |
| Total | 642 | 603 | 678 | 639 | 715 | 676 | 709 | 659 | 741 | 696 | 697 | 657 | 586 | 557 | 506 | 477 |
| Day | 1245 | | 1317 | | 1391 | | 1368 | | 1437 | | 1354 | | 1143 | | 983 | |
| AM Peak | 11:00 | 07:00 | 11:00 | 08:00 | 11:00 | 07:00 | 10:00 | 08:00 | 10:00 | 07:00 | 10:00 | 07:00 | 11:00 | 08:00 | 11:00 | 10:00 |
| Vol. | 41 | 73 | 45 | 66 | 46 | 76 | 41 | 64 | 45 | 63 | 41 | 67 | 51 | 55 | 35 | 49 |
| PM Peak | 17:00 | 16:00 | 15:00 | 15:00 | 17:00 | 15:00 | 17:00 | 17:00 | 15:00 | 15:00 | 17:00 | 15:00 | 15:00 | 16:00 | 14:00 | 12:00 |
| Vol. | 68 | 39 | 76 | 51 | 85 | 55 | 69 | 53 | 76 | 62 | 68 | 50 | 55 | 45 | 48 | 42 |

City of San Clemente
Engineering Division

Project: San Carlos & Levante Traffic Calming
Location: El Levante btw Patero De Oro & Pizzaro

El Levante 130 S. DeOro_P
Date Start: 24-Sep-18
Date End: 08-Oct-18

| Start Time | 08-Oct-18 | | Tue | | Wed | | Thu | | Fri | | Weekday Average | | Sat | | Sun | |
|--------------|-------------|-------------|-----|----|-----|----|-----|----|-----|----|-----------------|-------------|-----|----|-----|----|
| | NB | SB | NB | SB | NB | SB | NB | SB | NB | SB | NB | SB | NB | SB | NB | SB |
| 12:00 AM | 0 | 0 | * | * | * | * | * | * | * | * | 0 | 0 | * | * | * | * |
| 01:00 | 4 | 1 | * | * | * | * | * | * | * | * | 4 | 1 | * | * | * | * |
| 02:00 | 0 | 0 | * | * | * | * | * | * | * | * | 0 | 0 | * | * | * | * |
| 03:00 | 2 | 2 | * | * | * | * | * | * | * | * | 2 | 2 | * | * | * | * |
| 04:00 | 2 | 4 | * | * | * | * | * | * | * | * | 2 | 4 | * | * | * | * |
| 05:00 | 1 | 15 | * | * | * | * | * | * | * | * | 1 | 15 | * | * | * | * |
| 06:00 | 12 | 29 | * | * | * | * | * | * | * | * | 12 | 29 | * | * | * | * |
| 07:00 | 32 | 63 | * | * | * | * | * | * | * | * | 32 | 63 | * | * | * | * |
| 08:00 | 44 | 73 | * | * | * | * | * | * | * | * | 44 | 73 | * | * | * | * |
| 09:00 | * | * | * | * | * | * | * | * | * | * | * | * | * | * | * | * |
| 10:00 | * | * | * | * | * | * | * | * | * | * | * | * | * | * | * | * |
| 11:00 | * | * | * | * | * | * | * | * | * | * | * | * | * | * | * | * |
| 12:00 PM | * | * | * | * | * | * | * | * | * | * | * | * | * | * | * | * |
| 01:00 | * | * | * | * | * | * | * | * | * | * | * | * | * | * | * | * |
| 02:00 | * | * | * | * | * | * | * | * | * | * | * | * | * | * | * | * |
| 03:00 | * | * | * | * | * | * | * | * | * | * | * | * | * | * | * | * |
| 04:00 | * | * | * | * | * | * | * | * | * | * | * | * | * | * | * | * |
| 05:00 | * | * | * | * | * | * | * | * | * | * | * | * | * | * | * | * |
| 06:00 | * | * | * | * | * | * | * | * | * | * | * | * | * | * | * | * |
| 07:00 | * | * | * | * | * | * | * | * | * | * | * | * | * | * | * | * |
| 08:00 | * | * | * | * | * | * | * | * | * | * | * | * | * | * | * | * |
| 09:00 | * | * | * | * | * | * | * | * | * | * | * | * | * | * | * | * |
| 10:00 | * | * | * | * | * | * | * | * | * | * | * | * | * | * | * | * |
| 11:00 | * | * | * | * | * | * | * | * | * | * | * | * | * | * | * | * |
| Total Day | 97 | 187 | 0 | 0 | 0 | 0 | 0 | 0 | 0 | 0 | 97 | 187 | 0 | 0 | 0 | 0 |
| AM Peak Vol. | 08:00 44 | 08:00 73 | - | - | - | - | - | - | - | - | 08:00 44 | 08:00 73 | - | - | - | - |
| PM Peak Vol. | - | - | - | - | - | - | - | - | - | - | - | - | - | - | - | - |

| | | | | | | | | |
|-------------|-----------|------------|------|------|------|------|------|------|
| Comb. Total | 1956 | 2663 | 2687 | 2640 | 2730 | 2932 | 2269 | 1903 |
| ADT | ADT 1,245 | AADT 1,245 | | | | | | |



City of San Clemente
Engineering Division
 910 Calle Negocio, ste 100
 San Clemente, CA 92780

Project: Ave De La Cuesta Traffic Calming
 Survey Location: El Oriente -
 between Ave De La Paz and Caballeros

Date Start: 01-Jun-15
 Date End: 08-Jun-15

Site Code: 221ORIEN

El Oriente S. DelaPaz P

| Start Time | 01-Jun-15 | | Tue | | Wed | | Thu | | Fri | | Sat | | Sun | | Week Average | |
|------------|------------|------------|------------|------------|------------|------------|------------|------------|------------|------------|-----------|-----------|-----------|-----------|--------------|------------|
| | WB | EB | WB | EB | WB | EB | WB | EB | WB | EB | WB | EB | WB | EB | WB | EB |
| 12:00 AM | * | * | 6 | 3 | 9 | 9 | 2 | 5 | 1 | 10 | 7 | 10 | 6 | 2 | 5 | 6 |
| 01:00 | * | * | 0 | 0 | 1 | 1 | 3 | 7 | 4 | 12 | 0 | 2 | 5 | 5 | 2 | 4 |
| 02:00 | * | * | 0 | 2 | 2 | 1 | 1 | 3 | 0 | 4 | 1 | 0 | 1 | 3 | 1 | 2 |
| 03:00 | * | * | 2 | 0 | 3 | 2 | 2 | 1 | 2 | 3 | 1 | 1 | 3 | 2 | 2 | 2 |
| 04:00 | * | * | 5 | 1 | 3 | 3 | 3 | 2 | 4 | 2 | 2 | 4 | 1 | 1 | 3 | 2 |
| 05:00 | * | * | 13 | 1 | 15 | 1 | 13 | 3 | 12 | 5 | 12 | 6 | 6 | 3 | 12 | 3 |
| 06:00 | * | * | 22 | 17 | 24 | 22 | 22 | 20 | 31 | 20 | 23 | 11 | 18 | 13 | 23 | 17 |
| 07:00 | * | * | 252 | 206 | 240 | 203 | 248 | 215 | 224 | 194 | 23 | 14 | 22 | 11 | 168 | 140 |
| 08:00 | * | * | 79 | 57 | 77 | 57 | 64 | 47 | 76 | 50 | 46 | 31 | 34 | 22 | 63 | 44 |
| 09:00 | * | * | 68 | 32 | 79 | 52 | 69 | 28 | 63 | 53 | 57 | 38 | 44 | 26 | 63 | 38 |
| 10:00 | * | * | 46 | 39 | 61 | 52 | 54 | 50 | 54 | 46 | 62 | 66 | 58 | 46 | 56 | 50 |
| 11:00 | 60 | 60 | 65 | 44 | 85 | 45 | 66 | 111 | 66 | 51 | 65 | 82 | 33 | 66 | 63 | 66 |
| 12:00 PM | 75 | 48 | 116 | 65 | 78 | 63 | 130 | 97 | 64 | 60 | 70 | 99 | 51 | 98 | 83 | 76 |
| 01:00 | 82 | 65 | 45 | 54 | 63 | 51 | 71 | 66 | 72 | 48 | 58 | 87 | 44 | 77 | 62 | 64 |
| 02:00 | 195 | 133 | 161 | 114 | 184 | 135 | 155 | 134 | 181 | 137 | 50 | 81 | 49 | 87 | 139 | 117 |
| 03:00 | 89 | 63 | 91 | 77 | 119 | 70 | 104 | 79 | 100 | 66 | 46 | 67 | 48 | 73 | 85 | 71 |
| 04:00 | 64 | 69 | 73 | 60 | 76 | 74 | 74 | 78 | 61 | 81 | 62 | 66 | 49 | 67 | 66 | 71 |
| 05:00 | 82 | 61 | 80 | 78 | 73 | 69 | 91 | 75 | 75 | 51 | 52 | 51 | 36 | 55 | 70 | 63 |
| 06:00 | 49 | 55 | 59 | 59 | 48 | 50 | 44 | 56 | 47 | 58 | 33 | 53 | 41 | 44 | 46 | 54 |
| 07:00 | 27 | 27 | 51 | 52 | 47 | 40 | 41 | 27 | 36 | 54 | 30 | 39 | 28 | 32 | 37 | 39 |
| 08:00 | 34 | 32 | 24 | 24 | 28 | 31 | 25 | 23 | 26 | 43 | 32 | 25 | 23 | 24 | 27 | 29 |
| 09:00 | 13 | 22 | 12 | 18 | 21 | 20 | 20 | 25 | 26 | 24 | 10 | 24 | 19 | 21 | 17 | 22 |
| 10:00 | 10 | 9 | 12 | 12 | 19 | 17 | 5 | 11 | 16 | 13 | 11 | 17 | 8 | 7 | 12 | 12 |
| 11:00 | 4 | 10 | 9 | 18 | 7 | 20 | 7 | 19 | 10 | 6 | 8 | 8 | 6 | 14 | 7 | 14 |
| Lane | 784 | 654 | 1291 | 1033 | 1362 | 1088 | 1314 | 1182 | 1251 | 1091 | 761 | 882 | 633 | 799 | 1112 | 1006 |
| Day | 1438 | | 2324 | | 2450 | | 2496 | | 2342 | | 1643 | | 1432 | | 2118 | |
| AM Peak | 11:00 | 11:00 | 07:00 | 07:00 | 07:00 | 07:00 | 07:00 | 07:00 | 07:00 | 07:00 | 11:00 | 11:00 | 10:00 | 11:00 | 07:00 | 07:00 |
| Vol. | 60 | 60 | 252 | 206 | 240 | 203 | 248 | 215 | 224 | 194 | 65 | 82 | 58 | 66 | 168 | 140 |
| PM Peak | 14:00 | 14:00 | 14:00 | 14:00 | 14:00 | 14:00 | 14:00 | 14:00 | 14:00 | 14:00 | 12:00 | 12:00 | 12:00 | 12:00 | 14:00 | 14:00 |
| Vol. | 195 | 133 | 161 | 114 | 184 | 135 | 155 | 134 | 181 | 137 | 70 | 99 | 51 | 98 | 139 | 117 |



City of San Clemente
Engineering Division
 910 Calle Negocio, ste 100
 San Clemente, CA 92780

Project: Ave De La Cuesta Traffic Calming
 Survey Location: El Oriente -
 between Ave De La Paz and Caballeros

Date Start: 01-Jun-15
 Date End: 08-Jun-15

Site Code: 221ORIEN

El Oriente S. DelaPaz P

| Start Time | 08-Jun-15 | | Tue | | Wed | | Thu | | Fri | | Sat | | Sun | | Week Average | |
|------------|------------|------------|-----|----|-----|----|-----|----|-----|----|-----|----|-----|----|--------------|------------|
| | WB | EB | WB | EB | WB | EB | WB | EB | WB | EB | WB | EB | WB | EB | WB | EB |
| 12:00 AM | 6 | 3 | * | * | * | * | * | * | * | * | * | * | * | * | 6 | 3 |
| 01:00 | 4 | 5 | * | * | * | * | * | * | * | * | * | * | * | * | 4 | 5 |
| 02:00 | 1 | 3 | * | * | * | * | * | * | * | * | * | * | * | * | 1 | 3 |
| 03:00 | 0 | 0 | * | * | * | * | * | * | * | * | * | * | * | * | 0 | 0 |
| 04:00 | 5 | 1 | * | * | * | * | * | * | * | * | * | * | * | * | 5 | 1 |
| 05:00 | 17 | 0 | * | * | * | * | * | * | * | * | * | * | * | * | 17 | 0 |
| 06:00 | 24 | 16 | * | * | * | * | * | * | * | * | * | * | * | * | 24 | 16 |
| 07:00 | 127 | 136 | * | * | * | * | * | * | * | * | * | * | * | * | 127 | 136 |
| 08:00 | 205 | 141 | * | * | * | * | * | * | * | * | * | * | * | * | 205 | 141 |
| 09:00 | * | * | * | * | * | * | * | * | * | * | * | * | * | * | * | * |
| 10:00 | * | * | * | * | * | * | * | * | * | * | * | * | * | * | * | * |
| 11:00 | * | * | * | * | * | * | * | * | * | * | * | * | * | * | * | * |
| 12:00 PM | * | * | * | * | * | * | * | * | * | * | * | * | * | * | * | * |
| 01:00 | * | * | * | * | * | * | * | * | * | * | * | * | * | * | * | * |
| 02:00 | * | * | * | * | * | * | * | * | * | * | * | * | * | * | * | * |
| 03:00 | * | * | * | * | * | * | * | * | * | * | * | * | * | * | * | * |
| 04:00 | * | * | * | * | * | * | * | * | * | * | * | * | * | * | * | * |
| 05:00 | * | * | * | * | * | * | * | * | * | * | * | * | * | * | * | * |
| 06:00 | * | * | * | * | * | * | * | * | * | * | * | * | * | * | * | * |
| 07:00 | * | * | * | * | * | * | * | * | * | * | * | * | * | * | * | * |
| 08:00 | * | * | * | * | * | * | * | * | * | * | * | * | * | * | * | * |
| 09:00 | * | * | * | * | * | * | * | * | * | * | * | * | * | * | * | * |
| 10:00 | * | * | * | * | * | * | * | * | * | * | * | * | * | * | * | * |
| 11:00 | * | * | * | * | * | * | * | * | * | * | * | * | * | * | * | * |
| Lane Day | 389 | 305 | 0 | 0 | 0 | 0 | 0 | 0 | 0 | 0 | 0 | 0 | 0 | 0 | 0 | 0 |
| AM Peak | 08:00 | 08:00 | - | - | - | - | - | - | - | - | - | - | - | - | - | - |
| Vol. | 205 | 141 | - | - | - | - | - | - | - | - | - | - | - | - | - | - |
| PM Peak | - | - | - | - | - | - | - | - | - | - | - | - | - | - | - | - |
| Vol. | - | - | - | - | - | - | - | - | - | - | - | - | - | - | - | - |

| | | | | | | | | |
|-------------|-----------|------------|------|------|------|------|------|------|
| Comb. Total | 2132 | 2324 | 2450 | 2496 | 2342 | 1643 | 1432 | 2812 |
| ADT | ADT 2,146 | AADT 2,146 | | | | | | |

City of San Clemente Engineering Division

Project: Traffic Calming E. El Portal

el portal 121 btw La Ronda_P
Date Start: 5/15/2019
Date End: 6/3/2019
Site Code: 121ELPO
E. La Ronda
W. La Ronda

| Start Time | 5/13/2019 | | Tue | | Wed | | Thu | | Fri | | Sat | | Sun | | Week Average | |
|------------|-----------|----|-----|----|-------|-------|-------|-------|-------|-------|-------|-------|-------|-------|--------------|-------|
| | WB | EB | WB | EB | WB | EB | WB | EB | WB | EB | WB | EB | WB | EB | WB | EB |
| 12:00 AM | * | * | * | * | * | * | 4 | 4 | 1 | 6 | 5 | 14 | 6 | 14 | 4 | 10 |
| 01:00 | * | * | * | * | * | * | 3 | 3 | 5 | 7 | 5 | 3 | 2 | 8 | 4 | 5 |
| 02:00 | * | * | * | * | * | * | 1 | 4 | 2 | 3 | 3 | 6 | 1 | 5 | 2 | 4 |
| 03:00 | * | * | * | * | * | * | 3 | 2 | 2 | 3 | 5 | 3 | 5 | 5 | 4 | 3 |
| 04:00 | * | * | * | * | * | * | 12 | 5 | 6 | 4 | 4 | 5 | 4 | 3 | 6 | 4 |
| 05:00 | * | * | * | * | * | * | 13 | 5 | 20 | 9 | 12 | 3 | 9 | 6 | 14 | 6 |
| 06:00 | * | * | * | * | * | * | 44 | 41 | 52 | 45 | 21 | 12 | 12 | 6 | 32 | 26 |
| 07:00 | * | * | * | * | * | * | 89 | 148 | 11 | 21 | 39 | 48 | 19 | 32 | 40 | 62 |
| 08:00 | * | * | * | * | * | * | 107 | 70 | 0 | 8 | 54 | 62 | 32 | 32 | 48 | 43 |
| 09:00 | * | * | * | * | * | * | 59 | 71 | 0 | 6 | 91 | 83 | 53 | 36 | 51 | 49 |
| 10:00 | * | * | * | * | * | * | 62 | 76 | 0 | 9 | 76 | 94 | 62 | 57 | 50 | 59 |
| 11:00 | * | * | * | * | 74 | 89 | 69 | 92 | 0 | 7 | 70 | 105 | 56 | 60 | 54 | 71 |
| 12:00 PM | * | * | * | * | 57 | 98 | 54 | 79 | 46 | 93 | 78 | 91 | 88 | 103 | 65 | 93 |
| 01:00 | * | * | * | * | 83 | 118 | 84 | 114 | 74 | 142 | 78 | 113 | 66 | 90 | 77 | 115 |
| 02:00 | * | * | * | * | 112 | 147 | 108 | 141 | 122 | 144 | 85 | 98 | 52 | 91 | 96 | 124 |
| 03:00 | * | * | * | * | 106 | 130 | 79 | 127 | 120 | 156 | 56 | 105 | 63 | 70 | 85 | 118 |
| 04:00 | * | * | * | * | 83 | 132 | 93 | 109 | 92 | 135 | 78 | 95 | 50 | 67 | 79 | 108 |
| 05:00 | * | * | * | * | 110 | 124 | 83 | 134 | 110 | 114 | 68 | 75 | 48 | 86 | 84 | 107 |
| 06:00 | * | * | * | * | 61 | 115 | 67 | 97 | 76 | 111 | 47 | 80 | 43 | 55 | 59 | 92 |
| 07:00 | * | * | * | * | 60 | 76 | 50 | 58 | 53 | 92 | 47 | 44 | 39 | 49 | 50 | 64 |
| 08:00 | * | * | * | * | 46 | 47 | 41 | 57 | 53 | 98 | 39 | 54 | 24 | 46 | 41 | 60 |
| 09:00 | * | * | * | * | 23 | 55 | 27 | 46 | 52 | 51 | 35 | 42 | 23 | 39 | 32 | 47 |
| 10:00 | * | * | * | * | 19 | 26 | 6 | 26 | 17 | 39 | 28 | 41 | 12 | 28 | 16 | 32 |
| 11:00 | * | * | * | * | 3 | 16 | 8 | 17 | 15 | 29 | 23 | 25 | 8 | 6 | 11 | 19 |
| Lane Day | 0 | 0 | 0 | 0 | 837 | 1173 | 1166 | 1526 | 929 | 1332 | 1047 | 1301 | 777 | 994 | 1004 | 1321 |
| AM Peak | - | - | - | - | 11:00 | 11:00 | 08:00 | 07:00 | 06:00 | 06:00 | 09:00 | 11:00 | 10:00 | 11:00 | 11:00 | 11:00 |
| Vol. | - | - | - | - | 74 | 89 | 107 | 148 | 52 | 45 | 91 | 105 | 62 | 60 | 54 | 71 |
| PM Peak | - | - | - | - | 14:00 | 14:00 | 14:00 | 14:00 | 14:00 | 15:00 | 14:00 | 13:00 | 12:00 | 12:00 | 14:00 | 14:00 |
| Vol. | - | - | - | - | 112 | 147 | 108 | 141 | 122 | 156 | 85 | 113 | 88 | 103 | 96 | 124 |

City of San Clemente Engineering Division

Project: Traffic Calming E. El Portal

el portal 121 btw La Ronda_P
Date Start: 5/15/2019
Date End: 6/3/2019
Site Code: 121ELPO
E. La Ronda
W. La Ronda

| Start Time | 5/20/2019 | | Tue | | Wed | | Thu | | Fri | | Sat | | Sun | | Week Average | |
|------------|-----------|-------|-------|-------|-------|-------|-------|-------|-------|-------|-------|-------|-------|-------|--------------|-------|
| | WB | EB | WB | EB | WB | EB | WB | EB | WB | EB | WB | EB | WB | EB | WB | EB |
| 12:00 AM | 6 | 6 | 2 | 3 | 2 | 3 | 2 | 4 | 7 | 12 | 8 | 13 | 6 | 17 | 5 | 8 |
| 01:00 | 2 | 5 | 1 | 4 | 3 | 2 | 2 | 3 | 7 | 10 | 5 | 13 | 7 | 10 | 4 | 7 |
| 02:00 | 0 | 2 | 0 | 3 | 0 | 0 | 1 | 2 | 0 | 1 | 5 | 10 | 1 | 10 | 1 | 4 |
| 03:00 | 3 | 2 | 3 | 3 | 1 | 3 | 5 | 4 | 4 | 1 | 1 | 3 | 5 | 5 | 3 | 3 |
| 04:00 | 3 | 1 | 7 | 4 | 6 | 3 | 8 | 3 | 3 | 2 | 2 | 3 | 3 | 1 | 5 | 2 |
| 05:00 | 22 | 10 | 21 | 8 | 18 | 9 | 13 | 8 | 25 | 10 | 7 | 3 | 8 | 6 | 16 | 8 |
| 06:00 | 52 | 39 | 55 | 42 | 52 | 41 | 45 | 43 | 46 | 37 | 20 | 10 | 12 | 12 | 40 | 32 |
| 07:00 | 96 | 134 | 99 | 137 | 95 | 133 | 104 | 157 | 81 | 139 | 38 | 27 | 19 | 34 | 76 | 109 |
| 08:00 | 115 | 111 | 103 | 94 | 102 | 101 | 112 | 98 | 112 | 83 | 54 | 52 | 54 | 35 | 93 | 82 |
| 09:00 | 58 | 57 | 66 | 76 | 75 | 75 | 87 | 61 | 70 | 81 | 53 | 80 | 61 | 58 | 67 | 70 |
| 10:00 | 54 | 72 | 56 | 62 | 65 | 66 | 51 | 55 | 55 | 89 | 68 | 83 | 63 | 64 | 59 | 70 |
| 11:00 | 63 | 83 | 51 | 98 | 71 | 88 | 67 | 100 | 79 | 113 | 88 | 72 | 56 | 77 | 68 | 90 |
| 12:00 PM | 69 | 74 | 75 | 133 | 64 | 90 | 79 | 77 | 73 | 94 | 128 | 99 | 73 | 94 | 80 | 94 |
| 01:00 | 71 | 109 | 81 | 112 | 47 | 97 | 65 | 121 | 76 | 119 | 131 | 92 | 58 | 82 | 76 | 105 |
| 02:00 | 107 | 126 | 93 | 87 | 108 | 123 | 105 | 145 | 99 | 137 | 80 | 101 | 49 | 95 | 92 | 116 |
| 03:00 | 95 | 145 | 76 | 133 | 88 | 148 | 93 | 123 | 98 | 121 | 92 | 82 | 52 | 90 | 85 | 120 |
| 04:00 | 94 | 126 | 95 | 130 | 103 | 120 | 82 | 142 | 100 | 146 | 66 | 92 | 53 | 73 | 85 | 118 |
| 05:00 | 90 | 129 | 91 | 120 | 79 | 133 | 94 | 140 | 94 | 133 | 63 | 89 | 46 | 63 | 80 | 115 |
| 06:00 | 61 | 99 | 93 | 110 | 73 | 100 | 67 | 89 | 63 | 85 | 48 | 62 | 40 | 42 | 64 | 84 |
| 07:00 | 51 | 52 | 44 | 76 | 48 | 88 | 57 | 68 | 56 | 73 | 46 | 59 | 26 | 48 | 47 | 66 |
| 08:00 | 42 | 69 | 41 | 55 | 38 | 44 | 37 | 69 | 49 | 64 | 48 | 53 | 27 | 41 | 40 | 56 |
| 09:00 | 22 | 40 | 21 | 37 | 23 | 56 | 26 | 41 | 38 | 62 | 30 | 46 | 22 | 42 | 26 | 46 |
| 10:00 | 10 | 17 | 19 | 35 | 23 | 28 | 18 | 27 | 25 | 53 | 25 | 27 | 19 | 28 | 20 | 31 |
| 11:00 | 11 | 12 | 10 | 12 | 11 | 16 | 13 | 19 | 13 | 26 | 13 | 22 | 12 | 17 | 12 | 18 |
| Lane Day | 1197 | 1520 | 1203 | 1574 | 1195 | 1567 | 1233 | 1599 | 1273 | 1691 | 1119 | 1193 | 772 | 1044 | 1144 | 1454 |
| AM Peak | 08:00 | 07:00 | 08:00 | 07:00 | 08:00 | 07:00 | 08:00 | 07:00 | 08:00 | 07:00 | 11:00 | 10:00 | 10:00 | 11:00 | 08:00 | 07:00 |
| Vol. | 115 | 134 | 103 | 137 | 102 | 133 | 112 | 157 | 112 | 139 | 88 | 83 | 63 | 77 | 93 | 109 |
| PM Peak | 14:00 | 15:00 | 16:00 | 12:00 | 14:00 | 15:00 | 14:00 | 14:00 | 16:00 | 16:00 | 13:00 | 14:00 | 12:00 | 14:00 | 14:00 | 15:00 |
| Vol. | 107 | 145 | 95 | 133 | 108 | 148 | 105 | 145 | 100 | 146 | 131 | 101 | 73 | 95 | 92 | 120 |

City of San Clemente Engineering Division

Project: Traffic Calming E. El Portal

el portal 121 btw La Ronda_P
Date Start: 5/15/2019
Date End: 6/3/2019
Site Code: 121ELPO
E. La Ronda
W. La Ronda

| Start Time | 5/27/2019 | | Tue | | Wed | | Thu | | Fri | | Sat | | Sun | | Week Average | |
|------------|-----------|-------|-------|-------|-------|-------|-------|-------|-------|-------|-------|-------|-------|-------|--------------|-------|
| | WB | EB | WB | EB | WB | EB | WB | EB | WB | EB | WB | EB | WB | EB | WB | EB |
| 12:00 AM | 9 | 15 | 1 | 1 | 4 | 7 | 2 | 8 | 6 | 4 | 4 | 13 | 5 | 10 | 4 | 8 |
| 01:00 | 5 | 12 | 3 | 6 | 1 | 7 | 4 | 8 | 2 | 1 | 4 | 6 | 4 | 12 | 3 | 7 |
| 02:00 | 2 | 2 | 1 | 5 | 1 | 3 | 0 | 7 | 3 | 3 | 4 | 3 | 2 | 9 | 2 | 5 |
| 03:00 | 1 | 2 | 0 | 0 | 0 | 3 | 2 | 11 | 0 | 3 | 7 | 8 | 8 | 6 | 3 | 5 |
| 04:00 | 1 | 2 | 4 | 5 | 3 | 3 | 7 | 15 | 8 | 5 | 5 | 2 | 5 | 1 | 5 | 5 |
| 05:00 | 9 | 7 | 14 | 9 | 23 | 10 | 21 | 6 | 22 | 7 | 13 | 4 | 7 | 2 | 16 | 6 |
| 06:00 | 14 | 15 | 52 | 39 | 50 | 41 | 47 | 42 | 46 | 42 | 21 | 16 | 15 | 18 | 35 | 30 |
| 07:00 | 26 | 25 | 111 | 127 | 109 | 132 | 105 | 150 | 80 | 152 | 40 | 30 | 31 | 28 | 72 | 92 |
| 08:00 | 37 | 28 | 95 | 96 | 102 | 112 | 109 | 95 | 102 | 94 | 52 | 57 | 44 | 50 | 77 | 76 |
| 09:00 | 48 | 48 | 76 | 91 | 64 | 73 | 83 | 72 | 69 | 72 | 56 | 59 | 50 | 44 | 64 | 66 |
| 10:00 | 58 | 48 | 61 | 81 | 50 | 83 | 52 | 68 | 64 | 99 | 69 | 79 | 73 | 72 | 61 | 76 |
| 11:00 | 54 | 70 | 56 | 79 | 61 | 82 | 57 | 92 | 66 | 104 | 75 | 90 | 70 | 74 | 63 | 84 |
| 12:00 PM | 41 | 80 | 71 | 124 | 57 | 76 | 64 | 92 | 79 | 78 | 85 | 97 | 69 | 107 | 67 | 93 |
| 01:00 | 51 | 73 | 101 | 109 | 68 | 112 | 74 | 121 | 83 | 105 | 77 | 85 | 65 | 81 | 74 | 98 |
| 02:00 | 46 | 76 | 94 | 110 | 111 | 161 | 117 | 132 | 114 | 143 | 66 | 89 | 65 | 86 | 88 | 114 |
| 03:00 | 67 | 79 | 85 | 125 | 101 | 143 | 81 | 120 | 91 | 147 | 75 | 91 | 57 | 75 | 80 | 111 |
| 04:00 | 51 | 88 | 76 | 134 | 103 | 141 | 105 | 141 | 106 | 143 | 60 | 86 | 77 | 79 | 83 | 116 |
| 05:00 | 50 | 53 | 90 | 143 | 90 | 136 | 90 | 135 | 112 | 129 | 60 | 84 | 51 | 58 | 78 | 105 |
| 06:00 | 37 | 56 | 83 | 99 | 69 | 106 | 80 | 84 | 92 | 113 | 54 | 85 | 51 | 85 | 67 | 90 |
| 07:00 | 39 | 51 | 48 | 85 | 55 | 72 | 51 | 61 | 62 | 74 | 38 | 60 | 36 | 64 | 47 | 67 |
| 08:00 | 31 | 49 | 31 | 60 | 35 | 59 | 46 | 76 | 56 | 45 | 37 | 57 | 35 | 51 | 39 | 57 |
| 09:00 | 32 | 40 | 16 | 59 | 18 | 32 | 16 | 37 | 39 | 52 | 31 | 48 | 18 | 32 | 24 | 43 |
| 10:00 | 18 | 28 | 16 | 21 | 17 | 43 | 10 | 29 | 20 | 37 | 44 | 51 | 16 | 31 | 20 | 34 |
| 11:00 | 2 | 14 | 6 | 21 | 8 | 25 | 11 | 19 | 11 | 22 | 19 | 28 | 10 | 12 | 10 | 20 |
| Lane Day | 729 | 961 | 1191 | 1629 | 1200 | 1662 | 1234 | 1621 | 1333 | 1674 | 996 | 1228 | 864 | 1087 | 1082 | 1408 |
| AM Peak | 10:00 | 11:00 | 07:00 | 07:00 | 07:00 | 07:00 | 08:00 | 07:00 | 08:00 | 07:00 | 11:00 | 11:00 | 10:00 | 11:00 | 08:00 | 07:00 |
| Vol. | 58 | 70 | 111 | 127 | 109 | 132 | 109 | 150 | 102 | 152 | 75 | 90 | 73 | 74 | 77 | 92 |
| PM Peak | 15:00 | 16:00 | 13:00 | 17:00 | 14:00 | 14:00 | 14:00 | 16:00 | 14:00 | 15:00 | 12:00 | 12:00 | 16:00 | 12:00 | 14:00 | 16:00 |
| Vol. | 67 | 88 | 101 | 143 | 111 | 161 | 117 | 141 | 114 | 147 | 85 | 97 | 77 | 107 | 88 | 116 |

City of San Clemente
Engineering Division

Project: Traffic Calming E. El Portal

el portal 121 btw La Ronda_P
Date Start: 5/15/2019
Date End: 6/3/2019
Site Code: 121ELPO
E. La Ronda
W. La Ronda

| Start Time | 6/3/2019 | | Tue | | Wed | | Thu | | Fri | | Sat | | Sun | | Week Average | |
|------------|----------|-------|-----|----|-----|----|-----|----|-----|----|-----|----|-----|----|--------------|-------|
| | WB | EB | WB | EB | WB | EB | WB | EB | WB | EB | WB | EB | WB | EB | WB | EB |
| 12:00 AM | 2 | 4 | * | * | * | * | * | * | * | * | * | * | * | * | 2 | 4 |
| 01:00 | 2 | 5 | * | * | * | * | * | * | * | * | * | * | * | * | 2 | 5 |
| 02:00 | 1 | 2 | * | * | * | * | * | * | * | * | * | * | * | * | 1 | 2 |
| 03:00 | 2 | 3 | * | * | * | * | * | * | * | * | * | * | * | * | 2 | 3 |
| 04:00 | 7 | 2 | * | * | * | * | * | * | * | * | * | * | * | * | 7 | 2 |
| 05:00 | 16 | 13 | * | * | * | * | * | * | * | * | * | * | * | * | 16 | 13 |
| 06:00 | 53 | 40 | * | * | * | * | * | * | * | * | * | * | * | * | 53 | 40 |
| 07:00 | 99 | 121 | * | * | * | * | * | * | * | * | * | * | * | * | 99 | 121 |
| 08:00 | 101 | 82 | * | * | * | * | * | * | * | * | * | * | * | * | 101 | 82 |
| 09:00 | 58 | 58 | * | * | * | * | * | * | * | * | * | * | * | * | 58 | 58 |
| 10:00 | 54 | 70 | * | * | * | * | * | * | * | * | * | * | * | * | 54 | 70 |
| 11:00 | 66 | 84 | * | * | * | * | * | * | * | * | * | * | * | * | 66 | 84 |
| 12:00 PM | 69 | 93 | * | * | * | * | * | * | * | * | * | * | * | * | 69 | 93 |
| 01:00 | * | * | * | * | * | * | * | * | * | * | * | * | * | * | * | * |
| 02:00 | * | * | * | * | * | * | * | * | * | * | * | * | * | * | * | * |
| 03:00 | * | * | * | * | * | * | * | * | * | * | * | * | * | * | * | * |
| 04:00 | * | * | * | * | * | * | * | * | * | * | * | * | * | * | * | * |
| 05:00 | * | * | * | * | * | * | * | * | * | * | * | * | * | * | * | * |
| 06:00 | * | * | * | * | * | * | * | * | * | * | * | * | * | * | * | * |
| 07:00 | * | * | * | * | * | * | * | * | * | * | * | * | * | * | * | * |
| 08:00 | * | * | * | * | * | * | * | * | * | * | * | * | * | * | * | * |
| 09:00 | * | * | * | * | * | * | * | * | * | * | * | * | * | * | * | * |
| 10:00 | * | * | * | * | * | * | * | * | * | * | * | * | * | * | * | * |
| 11:00 | * | * | * | * | * | * | * | * | * | * | * | * | * | * | * | * |
| Lane | 530 | 577 | 0 | 0 | 0 | 0 | 0 | 0 | 0 | 0 | 0 | 0 | 0 | 0 | 530 | 577 |
| Day | 1107 | | 0 | | 0 | | 0 | | 0 | | 0 | | 0 | | 1107 | |
| AM Peak | 08:00 | 07:00 | - | - | - | - | - | - | - | - | - | - | - | - | 08:00 | 07:00 |
| Vol. | 101 | 121 | - | - | - | - | - | - | - | - | - | - | - | - | 101 | 121 |
| PM Peak | 12:00 | 12:00 | - | - | - | - | - | - | - | - | - | - | - | - | 12:00 | 12:00 |
| Vol. | 69 | 93 | - | - | - | - | - | - | - | - | - | - | - | - | 69 | 93 |

| | | | | | | | | |
|-------------|-----------|------------|------|------|------|------|------|------|
| Comb. Total | 5514 | 5597 | 7634 | 8379 | 8232 | 6884 | 5538 | 8520 |
| ADT | ADT 2,498 | AADT 2,498 | | | | | | |

Transportation Studies, Inc.

2640 Walnut Avenue, Ste H

Tustin, CA. 92780

Location : EAST EL PORTAL
 Segment : EL CAMINO REAL TO LA ESTRELLA
 Client : CITY SAN CLEMENT

Site: SAN CLEMENTE
 Date: 01/29/14

| Interval | WB | | | | EB | | | | Combined | | Day: | Wednesday |
|------------|-------|-------|-------|-----|-------|-------|-------|-----|----------|-------|-------|-----------|
| | AM | | PM | | AM | | PM | | AM | PM | | |
| 12:00 | 2 | 6 | 32 | 96 | 0 | 3 | 29 | 94 | 2 | 9 | 61 | 190 |
| 12:15 | 1 | | 16 | | 1 | | 19 | | 2 | | 35 | |
| 12:30 | 1 | | 24 | | 0 | | 24 | | 1 | | 48 | |
| 12:45 | 2 | | 24 | | 2 | | 22 | | 4 | | 46 | |
| 01:00 | 0 | 3 | 28 | 118 | 1 | 3 | 22 | 72 | 1 | 6 | 50 | 190 |
| 01:15 | 0 | | 33 | | 1 | | 14 | | 1 | | 47 | |
| 01:30 | 1 | | 24 | | 1 | | 16 | | 2 | | 40 | |
| 01:45 | 2 | | 33 | | 0 | | 20 | | 2 | | 53 | |
| 02:00 | 1 | 1 | 43 | 160 | 0 | 0 | 20 | 106 | 1 | 1 | 63 | 266 |
| 02:15 | 0 | | 43 | | 0 | | 22 | | 0 | | 65 | |
| 02:30 | 0 | | 36 | | 0 | | 38 | | 0 | | 74 | |
| 02:45 | 0 | | 38 | | 0 | | 26 | | 0 | | 64 | |
| 03:00 | 0 | 0 | 54 | 210 | 1 | 2 | 27 | 109 | 1 | 2 | 81 | 319 |
| 03:15 | 0 | | 56 | | 0 | | 23 | | 0 | | 79 | |
| 03:30 | 0 | | 52 | | 0 | | 30 | | 0 | | 82 | |
| 03:45 | 0 | | 48 | | 1 | | 29 | | 1 | | 77 | |
| 04:00 | 0 | 1 | 28 | 137 | 3 | 9 | 26 | 100 | 3 | 10 | 54 | 237 |
| 04:15 | 0 | | 44 | | 1 | | 21 | | 1 | | 65 | |
| 04:30 | 0 | | 28 | | 1 | | 27 | | 1 | | 55 | |
| 04:45 | 1 | | 37 | | 4 | | 26 | | 5 | | 63 | |
| 05:00 | 1 | 4 | 36 | 148 | 3 | 20 | 38 | 113 | 4 | 24 | 74 | 261 |
| 05:15 | 0 | | 34 | | 4 | | 20 | | 4 | | 54 | |
| 05:30 | 1 | | 36 | | 3 | | 24 | | 4 | | 60 | |
| 05:45 | 2 | | 42 | | 10 | | 31 | | 12 | | 73 | |
| 06:00 | 5 | 35 | 38 | 105 | 4 | 39 | 25 | 64 | 9 | 74 | 63 | 169 |
| 06:15 | 10 | | 24 | | 10 | | 10 | | 20 | | 34 | |
| 06:30 | 10 | | 27 | | 11 | | 13 | | 21 | | 40 | |
| 06:45 | 10 | | 16 | | 14 | | 16 | | 24 | | 32 | |
| 07:00 | 15 | 181 | 26 | 75 | 16 | 102 | 16 | 54 | 31 | 283 | 42 | 129 |
| 07:15 | 22 | | 24 | | 30 | | 18 | | 52 | | 42 | |
| 07:30 | 56 | | 13 | | 28 | | 10 | | 84 | | 23 | |
| 07:45 | 88 | | 12 | | 28 | | 10 | | 116 | | 22 | |
| 08:00 | 36 | 123 | 17 | 64 | 50 | 119 | 9 | 29 | 86 | 242 | 26 | 93 |
| 08:15 | 28 | | 14 | | 24 | | 8 | | 52 | | 22 | |
| 08:30 | 26 | | 8 | | 21 | | 6 | | 47 | | 14 | |
| 08:45 | 33 | | 25 | | 24 | | 6 | | 57 | | 31 | |
| 09:00 | 26 | 88 | 13 | 41 | 26 | 70 | 3 | 22 | 52 | 158 | 16 | 63 |
| 09:15 | 28 | | 11 | | 16 | | 12 | | 44 | | 23 | |
| 09:30 | 20 | | 12 | | 14 | | 3 | | 34 | | 15 | |
| 09:45 | 14 | | 5 | | 14 | | 4 | | 28 | | 9 | |
| 10:00 | 18 | 82 | 8 | 33 | 18 | 68 | 6 | 23 | 36 | 150 | 14 | 56 |
| 10:15 | 18 | | 13 | | 16 | | 5 | | 34 | | 18 | |
| 10:30 | 24 | | 5 | | 10 | | 2 | | 34 | | 7 | |
| 10:45 | 22 | | 7 | | 24 | | 10 | | 46 | | 17 | |
| 11:00 | 30 | 112 | 5 | 10 | 12 | 60 | 1 | 8 | 42 | 172 | 6 | 18 |
| 11:15 | 31 | | 2 | | 16 | | 3 | | 47 | | 5 | |
| 11:30 | 19 | | 1 | | 12 | | 1 | | 31 | | 2 | |
| 11:45 | 32 | | 2 | | 20 | | 3 | | 52 | | 5 | |
| Totals | 636 | | 1,197 | | 495 | | 794 | | 1,131 | | 1,991 | |
| Split% | 56.2 | | 60.1 | | 43.8 | | 39.9 | | | | | |
| Day Totals | | 1,833 | | | | 1,289 | | | | 3,122 | | |
| Day Splits | | 58.7 | | | | 41.3 | | | | | | |
| Peak Hour | 07:30 | | 03:00 | | 07:15 | | 02:30 | | 07:15 | | 03:00 | |
| Volume | 208 | | 210 | | 136 | | 114 | | 338 | | 319 | |
| Factor | 0.59 | | 0.94 | | 0.68 | | 0.75 | | 0.73 | | 0.97 | |

Transportation Studies, Inc.

2640 Walnut Avenue, Suite L
Tustin, CA. 92780

Location : EL PORTAL
Segment : E/O EL CAMINO REAL
Client : CITY SAN CLEMENT

Site: AN CLEMENTE
Date: 01/29/19

| Interval | WB | | | | EB | | | | Combined | | | | Day: | Tuesday |
|------------|-------|-------|-------|-----|-------|-------|-------|-----|----------|-------|-------|-----|------|---------|
| | AM | | PM | | AM | | PM | | AM | | PM | | | |
| 12:00 | 5 | 9 | 26 | 128 | 2 | 8 | 18 | 85 | 7 | 17 | 44 | 213 | | |
| 12:15 | 1 | | 27 | | 2 | | 28 | | 3 | | 55 | | | |
| 12:30 | 3 | | 38 | | 2 | | 11 | | 5 | | 49 | | | |
| 12:45 | 0 | | 37 | | 2 | | 28 | | 2 | | 65 | | | |
| 01:00 | 1 | 1 | 34 | 109 | 2 | 2 | 36 | 101 | 3 | 3 | 70 | 210 | | |
| 01:15 | 0 | | 22 | | 0 | | 26 | | 0 | | 48 | | | |
| 01:30 | 0 | | 26 | | 0 | | 22 | | 0 | | 48 | | | |
| 01:45 | 0 | | 27 | | 0 | | 17 | | 0 | | 44 | | | |
| 02:00 | 1 | 3 | 30 | 122 | 1 | 2 | 27 | 118 | 2 | 5 | 57 | 240 | | |
| 02:15 | 1 | | 42 | | 1 | | 40 | | 2 | | 82 | | | |
| 02:30 | 0 | | 24 | | 0 | | 26 | | 0 | | 50 | | | |
| 02:45 | 1 | | 26 | | 0 | | 25 | | 1 | | 51 | | | |
| 03:00 | 0 | 0 | 49 | 157 | 0 | 1 | 13 | 113 | 0 | 1 | 62 | 270 | | |
| 03:15 | 0 | | 40 | | 0 | | 30 | | 0 | | 70 | | | |
| 03:30 | 0 | | 30 | | 1 | | 24 | | 1 | | 54 | | | |
| 03:45 | 0 | | 38 | | 0 | | 46 | | 0 | | 84 | | | |
| 04:00 | 0 | 6 | 42 | 157 | 0 | 4 | 38 | 134 | 0 | 10 | 80 | 291 | | |
| 04:15 | 1 | | 45 | | 3 | | 34 | | 4 | | 79 | | | |
| 04:30 | 3 | | 36 | | 0 | | 30 | | 3 | | 66 | | | |
| 04:45 | 2 | | 34 | | 1 | | 32 | | 3 | | 66 | | | |
| 05:00 | 0 | 4 | 42 | 157 | 2 | 13 | 24 | 120 | 2 | 17 | 66 | 277 | | |
| 05:15 | 0 | | 47 | | 2 | | 40 | | 2 | | 87 | | | |
| 05:30 | 2 | | 34 | | 6 | | 30 | | 8 | | 64 | | | |
| 05:45 | 2 | | 34 | | 3 | | 26 | | 5 | | 60 | | | |
| 06:00 | 6 | 41 | 28 | 88 | 4 | 36 | 24 | 81 | 10 | 77 | 52 | 169 | | |
| 06:15 | 10 | | 30 | | 12 | | 20 | | 22 | | 50 | | | |
| 06:30 | 12 | | 16 | | 4 | | 18 | | 16 | | 34 | | | |
| 06:45 | 13 | | 14 | | 16 | | 19 | | 29 | | 33 | | | |
| 07:00 | 15 | 158 | 28 | 70 | 23 | 97 | 10 | 40 | 38 | 255 | 38 | 110 | | |
| 07:15 | 24 | | 15 | | 24 | | 12 | | 48 | | 27 | | | |
| 07:30 | 52 | | 11 | | 22 | | 8 | | 74 | | 19 | | | |
| 07:45 | 67 | | 16 | | 28 | | 10 | | 95 | | 26 | | | |
| 08:00 | 26 | 105 | 15 | 35 | 35 | 100 | 10 | 34 | 61 | 205 | 25 | 69 | | |
| 08:15 | 26 | | 3 | | 31 | | 6 | | 57 | | 9 | | | |
| 08:30 | 18 | | 9 | | 16 | | 8 | | 34 | | 17 | | | |
| 08:45 | 35 | | 8 | | 18 | | 10 | | 53 | | 18 | | | |
| 09:00 | 17 | 81 | 14 | 36 | 20 | 82 | 7 | 21 | 37 | 163 | 21 | 57 | | |
| 09:15 | 18 | | 10 | | 18 | | 4 | | 36 | | 14 | | | |
| 09:30 | 28 | | 7 | | 28 | | 8 | | 56 | | 15 | | | |
| 09:45 | 18 | | 5 | | 16 | | 2 | | 34 | | 7 | | | |
| 10:00 | 20 | 73 | 2 | 10 | 15 | 69 | 3 | 7 | 35 | 142 | 5 | 17 | | |
| 10:15 | 16 | | 1 | | 20 | | 2 | | 36 | | 3 | | | |
| 10:30 | 22 | | 4 | | 24 | | 0 | | 46 | | 4 | | | |
| 10:45 | 15 | | 3 | | 10 | | 2 | | 25 | | 5 | | | |
| 11:00 | 27 | 111 | 4 | 9 | 26 | 74 | 4 | 9 | 53 | 185 | 8 | 18 | | |
| 11:15 | 30 | | 0 | | 12 | | 2 | | 42 | | 2 | | | |
| 11:30 | 27 | | 3 | | 18 | | 1 | | 45 | | 4 | | | |
| 11:45 | 27 | | 2 | | 18 | | 2 | | 45 | | 4 | | | |
| Totals | 592 | | 1,078 | | 488 | | 863 | | 1,080 | | 1,941 | | | |
| Split% | 54.8 | | 55.5 | | 45.2 | | 44.5 | | | | | | | |
| Day Totals | | 1,670 | | | | 1,351 | | | | 3,021 | | | | |
| Day Splits | | 55.3 | | | | 44.7 | | | | | | | | |
| Peak Hour | 07:30 | | 03:45 | | 07:30 | | 03:45 | | 07:30 | | 03:45 | | | |
| Volume | 171 | | 161 | | 116 | | 148 | | 287 | | 309 | | | |
| Factor | 0.64 | | 0.89 | | 0.83 | | 0.80 | | 0.76 | | 0.92 | | | |



City of San Clemente

Engineering Division

Site Code: 217ESPZ

Project: S. La Esperanza Traffic Calming
 Survey Location: 217 S. La Esperanza,

Date Start: 25-Mar-13
 Date End: 03-Apr-13
 Date Printed: 11-Apr-13

| Start Time | 25-Mar-13 | | Tue | | Wed | | Thu | | Fri | | Sat | | Sun | | Week Average | |
|------------|-----------|-------|-------|-------|-------|-------|-------|-------|-------|-------|-------|-------|-------|-------|--------------|-------|
| | SB | NB | SB | NB | SB | NB | SB | NB | SB | NB | SB | NB | SB | NB | SB | NB |
| 12:00 AM | * | * | 1 | 1 | 5 | 1 | 1 | 2 | 1 | 2 | 3 | 3 | 1 | 3 | 2 | 2 |
| 01:00 | * | * | 1 | 0 | 1 | 0 | 0 | 0 | 1 | 1 | 2 | 3 | 0 | 1 | 1 | 1 |
| 02:00 | * | * | 2 | 1 | 1 | 1 | 1 | 5 | 0 | 1 | 2 | 2 | 0 | 1 | 1 | 2 |
| 03:00 | * | * | 1 | 0 | 1 | 0 | 3 | 1 | 0 | 0 | 1 | 1 | 0 | 0 | 1 | 0 |
| 04:00 | * | * | 2 | 0 | 0 | 0 | 1 | 0 | 0 | 0 | 0 | 0 | 0 | 1 | 0 | 0 |
| 05:00 | * | * | 5 | 1 | 3 | 1 | 1 | 1 | 6 | 1 | 2 | 1 | 0 | 0 | 3 | 1 |
| 06:00 | * | * | 12 | 3 | 13 | 1 | 10 | 1 | 13 | 6 | 3 | 4 | 8 | 1 | 10 | 3 |
| 07:00 | * | * | 32 | 10 | 32 | 6 | 31 | 5 | 30 | 6 | 14 | 4 | 13 | 4 | 25 | 6 |
| 08:00 | * | * | 35 | 13 | 41 | 14 | 24 | 10 | 28 | 13 | 18 | 10 | 23 | 16 | 28 | 13 |
| 09:00 | * | * | 30 | 11 | 36 | 12 | 34 | 16 | 27 | 19 | 36 | 16 | 24 | 12 | 31 | 14 |
| 10:00 | * | * | 33 | 16 | 25 | 12 | 31 | 15 | 35 | 17 | 33 | 26 | 39 | 31 | 33 | 20 |
| 11:00 | * | * | 18 | 19 | 24 | 16 | 34 | 22 | 29 | 19 | 35 | 22 | 19 | 24 | 26 | 20 |
| 12:00 PM | * | * | 26 | 17 | 29 | 9 | 29 | 20 | 34 | 25 | 22 | 20 | 18 | 29 | 26 | 20 |
| 01:00 | * | * | 22 | 30 | 23 | 16 | 22 | 26 | 37 | 19 | 23 | 23 | 31 | 16 | 26 | 22 |
| 02:00 | * | * | 33 | 20 | 28 | 22 | 27 | 24 | 28 | 28 | 25 | 24 | 31 | 29 | 29 | 24 |
| 03:00 | 20 | 30 | 24 | 30 | 33 | 38 | 24 | 25 | 28 | 27 | 28 | 24 | 20 | 21 | 25 | 28 |
| 04:00 | 30 | 23 | 24 | 25 | 27 | 32 | 26 | 28 | 26 | 36 | 26 | 26 | 15 | 16 | 25 | 27 |
| 05:00 | 22 | 27 | 16 | 22 | 21 | 33 | 23 | 29 | 16 | 36 | 25 | 25 | 27 | 24 | 21 | 28 |
| 06:00 | 27 | 22 | 19 | 25 | 17 | 20 | 28 | 20 | 32 | 26 | 22 | 17 | 19 | 13 | 23 | 20 |
| 07:00 | 8 | 19 | 11 | 22 | 11 | 14 | 17 | 35 | 10 | 13 | 14 | 16 | 17 | 16 | 13 | 19 |
| 08:00 | 7 | 16 | 7 | 12 | 5 | 15 | 7 | 19 | 8 | 20 | 16 | 11 | 16 | 11 | 9 | 15 |
| 09:00 | 4 | 14 | 3 | 13 | 9 | 22 | 7 | 15 | 7 | 29 | 6 | 9 | 8 | 10 | 6 | 16 |
| 10:00 | 0 | 4 | 1 | 2 | 5 | 6 | 9 | 3 | 7 | 6 | 2 | 12 | 6 | 4 | 4 | 5 |
| 11:00 | 1 | 0 | 4 | 3 | 0 | 2 | 1 | 3 | 3 | 5 | 1 | 8 | 2 | 3 | 2 | 3 |
| Lane | 119 | 155 | 362 | 296 | 390 | 293 | 391 | 325 | 406 | 355 | 359 | 307 | 337 | 286 | 370 | 309 |
| Day | 274 | | 658 | | 683 | | 716 | | 761 | | 666 | | 623 | | 679 | |
| AM Peak | | | 08:00 | 11:00 | 08:00 | 11:00 | 09:00 | 11:00 | 10:00 | 09:00 | 09:00 | 10:00 | 10:00 | 10:00 | 10:00 | 10:00 |
| Vol. | | | 35 | 19 | 41 | 16 | 34 | 22 | 35 | 19 | 36 | 26 | 39 | 31 | 33 | 20 |
| PM Peak | 16:00 | 15:00 | 14:00 | 13:00 | 15:00 | 15:00 | 12:00 | 19:00 | 13:00 | 16:00 | 15:00 | 16:00 | 13:00 | 12:00 | 14:00 | 15:00 |
| Vol. | 30 | 30 | 33 | 30 | 33 | 38 | 29 | 35 | 37 | 36 | 28 | 26 | 31 | 29 | 29 | 28 |



City of San Clemente

Engineering Division

Site Code: 217ESPZ

Project: S. La Esperanza Traffic Calming
 Survey Location: 217 S. La Esperanza,

Date Start: 25-Mar-13
 Date End: 03-Apr-13
 Date Printed: 11-Apr-13

| Start Time | 01-Apr-13 | | Tue | | Wed | | Thu | | Fri | | Sat | | Sun | | Week Average | | |
|------------|-----------|-----------|-----------|-----------|-----------|-----------|-----|----|-----|----|-----|----|-----|----|--------------|-----------|-------|
| | SB | NB | SB | NB | SB | NB | SB | NB | SB | NB | SB | NB | SB | NB | SB | NB | |
| 12:00 AM | 0 | 1 | 0 | 0 | 2 | 1 | * | * | * | * | * | * | * | * | 1 | 1 | |
| 01:00 | 0 | 0 | 0 | 0 | 0 | 0 | * | * | * | * | * | * | * | * | 0 | 0 | |
| 02:00 | 0 | 1 | 0 | 1 | 0 | 1 | * | * | * | * | * | * | * | * | 0 | 1 | |
| 03:00 | 0 | 0 | 2 | 0 | 1 | 0 | * | * | * | * | * | * | * | * | 1 | 0 | |
| 04:00 | 1 | 0 | 2 | 0 | 0 | 0 | * | * | * | * | * | * | * | * | 1 | 0 | |
| 05:00 | 5 | 0 | 2 | 2 | 3 | 2 | * | * | * | * | * | * | * | * | 3 | 1 | |
| 06:00 | 14 | 2 | 10 | 1 | 13 | 3 | * | * | * | * | * | * | * | * | 12 | 2 | |
| 07:00 | 21 | 8 | 25 | 7 | 23 | 5 | * | * | * | * | * | * | * | * | 23 | 7 | |
| 08:00 | 37 | 10 | 31 | 7 | 28 | 9 | * | * | * | * | * | * | * | * | 32 | 9 | |
| 09:00 | 38 | 17 | 36 | 16 | 36 | 9 | * | * | * | * | * | * | * | * | 37 | 14 | |
| 10:00 | 27 | 14 | 30 | 12 | 19 | 18 | * | * | * | * | * | * | * | * | 25 | 15 | |
| 11:00 | 30 | 27 | 18 | 21 | 27 | 21 | * | * | * | * | * | * | * | * | 25 | 23 | |
| 12:00 PM | 28 | 14 | 30 | 21 | 30 | 21 | * | * | * | * | * | * | * | * | 29 | 19 | |
| 01:00 | 31 | 23 | 28 | 16 | 26 | 17 | * | * | * | * | * | * | * | * | 28 | 19 | |
| 02:00 | 27 | 19 | 32 | 31 | * | * | * | * | * | * | * | * | * | * | 30 | 25 | |
| 03:00 | 19 | 25 | 28 | 25 | * | * | * | * | * | * | * | * | * | * | 24 | 25 | |
| 04:00 | 27 | 26 | 24 | 27 | * | * | * | * | * | * | * | * | * | * | 26 | 26 | |
| 05:00 | 25 | 29 | 30 | 37 | * | * | * | * | * | * | * | * | * | * | 28 | 33 | |
| 06:00 | 14 | 21 | 16 | 23 | * | * | * | * | * | * | * | * | * | * | 15 | 22 | |
| 07:00 | 15 | 24 | 15 | 23 | * | * | * | * | * | * | * | * | * | * | 15 | 24 | |
| 08:00 | 6 | 13 | 3 | 17 | * | * | * | * | * | * | * | * | * | * | 4 | 15 | |
| 09:00 | 5 | 10 | 3 | 9 | * | * | * | * | * | * | * | * | * | * | 4 | 10 | |
| 10:00 | 3 | 5 | 1 | 2 | * | * | * | * | * | * | * | * | * | * | 2 | 4 | |
| 11:00 | 1 | 3 | 3 | 2 | * | * | * | * | * | * | * | * | * | * | 2 | 2 | |
| Lane | 374 | 292 | 369 | 300 | 208 | 107 | 0 | 0 | 0 | 0 | 0 | 0 | 0 | 0 | 367 | 297 | |
| Day | 666 | | 669 | | 315 | | 0 | | 0 | | 0 | | 0 | | 664 | | |
| AM Peak | 09:00 | 11:00 | 09:00 | 11:00 | 09:00 | 11:00 | | | | | | | | | | 09:00 | 11:00 |
| Vol. | 38 | 27 | 36 | 21 | 36 | 21 | | | | | | | | | | 37 | 23 |
| PM Peak | 13:00 | 17:00 | 14:00 | 17:00 | 12:00 | 12:00 | | | | | | | | | | 14:00 | 17:00 |
| Vol. | 31 | 29 | 32 | 37 | 30 | 21 | | | | | | | | | | 30 | 33 |

Comb. Total 940 1327 998 716 761 666 623 1343

ADT ADT 676 AADT 676

Transportation Studies, Inc.

2640 Walnut Avenue, Suite L
Tustin, CA. 92780

Location : AVENIDA ESPLANADE
Segment : W/O S. EL CAMINO REAL ALLEY
Client : CITY SAN CLEMENT

Site: AN CLEMENTE
Date: 02/19/19

| Interval | EB | | | | WB | | | | Combined | | Day: | Tuesday |
|------------|-------|------|-------|----|-------|------|-------|-----|----------|-----|-------|---------|
| | AM | | PM | | AM | | PM | | AM | PM | | |
| 12:00 | 0 | 3 | 13 | 50 | 1 | 4 | 13 | 69 | 1 | 7 | 26 | 119 |
| 12:15 | 0 | | 14 | | 0 | | 23 | | 0 | | 37 | |
| 12:30 | 2 | | 8 | | 1 | | 15 | | 3 | | 23 | |
| 12:45 | 1 | | 15 | | 2 | | 18 | | 3 | | 33 | |
| 01:00 | 0 | 0 | 13 | 37 | 0 | 0 | 16 | 64 | 0 | 0 | 29 | 101 |
| 01:15 | 0 | | 6 | | 0 | | 18 | | 0 | | 24 | |
| 01:30 | 0 | | 11 | | 0 | | 10 | | 0 | | 21 | |
| 01:45 | 0 | | 7 | | 0 | | 20 | | 0 | | 27 | |
| 02:00 | 0 | 2 | 4 | 29 | 3 | 5 | 6 | 52 | 3 | 7 | 10 | 81 |
| 02:15 | 1 | | 7 | | 1 | | 17 | | 2 | | 24 | |
| 02:30 | 1 | | 9 | | 1 | | 12 | | 2 | | 21 | |
| 02:45 | 0 | | 9 | | 0 | | 17 | | 0 | | 26 | |
| 03:00 | 0 | 0 | 9 | 51 | 0 | 0 | 12 | 63 | 0 | 0 | 21 | 114 |
| 03:15 | 0 | | 17 | | 0 | | 14 | | 0 | | 31 | |
| 03:30 | 0 | | 19 | | 0 | | 17 | | 0 | | 36 | |
| 03:45 | 0 | | 6 | | 0 | | 20 | | 0 | | 26 | |
| 04:00 | 1 | 1 | 14 | 45 | 0 | 1 | 20 | 79 | 1 | 2 | 34 | 124 |
| 04:15 | 0 | | 7 | | 0 | | 17 | | 0 | | 24 | |
| 04:30 | 0 | | 16 | | 1 | | 19 | | 1 | | 35 | |
| 04:45 | 0 | | 8 | | 0 | | 23 | | 0 | | 31 | |
| 05:00 | 5 | 10 | 6 | 40 | 0 | 2 | 20 | 102 | 5 | 12 | 26 | 142 |
| 05:15 | 3 | | 14 | | 0 | | 31 | | 3 | | 45 | |
| 05:30 | 2 | | 10 | | 0 | | 31 | | 2 | | 41 | |
| 05:45 | 0 | | 10 | | 2 | | 20 | | 2 | | 30 | |
| 06:00 | 5 | 23 | 14 | 32 | 4 | 20 | 28 | 76 | 9 | 43 | 42 | 108 |
| 06:15 | 7 | | 9 | | 4 | | 27 | | 11 | | 36 | |
| 06:30 | 6 | | 6 | | 6 | | 9 | | 12 | | 15 | |
| 06:45 | 5 | | 3 | | 6 | | 12 | | 11 | | 15 | |
| 07:00 | 6 | 41 | 2 | 21 | 1 | 25 | 13 | 52 | 7 | 66 | 15 | 73 |
| 07:15 | 10 | | 4 | | 10 | | 16 | | 20 | | 20 | |
| 07:30 | 15 | | 11 | | 5 | | 13 | | 20 | | 24 | |
| 07:45 | 10 | | 4 | | 9 | | 10 | | 19 | | 14 | |
| 08:00 | 8 | 43 | 4 | 16 | 15 | 50 | 7 | 30 | 23 | 93 | 11 | 46 |
| 08:15 | 15 | | 2 | | 15 | | 9 | | 30 | | 11 | |
| 08:30 | 10 | | 5 | | 8 | | 6 | | 18 | | 11 | |
| 08:45 | 10 | | 5 | | 12 | | 8 | | 22 | | 13 | |
| 09:00 | 10 | 52 | 2 | 8 | 9 | 39 | 11 | 32 | 19 | 91 | 13 | 40 |
| 09:15 | 11 | | 4 | | 6 | | 8 | | 17 | | 12 | |
| 09:30 | 15 | | 1 | | 12 | | 7 | | 27 | | 8 | |
| 09:45 | 16 | | 1 | | 12 | | 6 | | 28 | | 7 | |
| 10:00 | 8 | 29 | 2 | 9 | 12 | 48 | 2 | 9 | 20 | 77 | 4 | 18 |
| 10:15 | 10 | | 2 | | 12 | | 3 | | 22 | | 5 | |
| 10:30 | 3 | | 2 | | 10 | | 2 | | 13 | | 4 | |
| 10:45 | 8 | | 3 | | 14 | | 2 | | 22 | | 5 | |
| 11:00 | 11 | 49 | 0 | 2 | 11 | 55 | 2 | 7 | 22 | 104 | 2 | 9 |
| 11:15 | 18 | | 2 | | 16 | | 3 | | 34 | | 5 | |
| 11:30 | 13 | | 0 | | 15 | | 1 | | 28 | | 1 | |
| 11:45 | 7 | | 0 | | 13 | | 1 | | 20 | | 1 | |
| Totals | 253 | | 340 | | 249 | | 635 | | 502 | | 975 | |
| Split% | 50.4 | | 34.9 | | 49.6 | | 65.1 | | | | | |
| Day Totals | | 593 | | | | 884 | | | 1,477 | | | |
| Day Splits | | 40.1 | | | | 59.9 | | | | | | |
| Peak Hour | 09:00 | | 03:15 | | 10:45 | | 05:15 | | 10:45 | | 05:15 | |
| Volume | 52 | | 56 | | 56 | | 110 | | 106 | | 158 | |
| Factor | 0.81 | | 0.74 | | 0.88 | | 0.89 | | 0.78 | | 0.88 | |

Transportation Studies, Inc.

2640 Walnut Avenue, Suite L
Tustin, CA. 92780

Location : AVENIDA ESPLANADE
Segment : W/O S. OLA VISTA
Client : CITY SAN CLEMENT

Site: AN CLEMENTE
Date: 02/19/19

| Interval | EB | | | | WB | | | | Combined | | | | Day: | Tuesday |
|------------|-------|------|-------|----|-------|------|-------|----|----------|-------|-------|-----|------|---------|
| | AM | | PM | | AM | | PM | | AM | | PM | | | |
| 12:00 | 0 | 0 | 23 | 77 | 0 | 2 | 15 | 69 | 0 | 2 | 38 | 146 | | |
| 12:15 | 0 | | 25 | | 0 | | 21 | | 0 | | 46 | | | |
| 12:30 | 0 | | 13 | | 2 | | 14 | | 2 | | 27 | | | |
| 12:45 | 0 | | 16 | | 0 | | 19 | | 0 | | 35 | | | |
| 01:00 | 0 | 0 | 25 | 65 | 0 | 0 | 13 | 47 | 0 | 0 | 38 | 112 | | |
| 01:15 | 0 | | 18 | | 0 | | 4 | | 0 | | 22 | | | |
| 01:30 | 0 | | 11 | | 0 | | 16 | | 0 | | 27 | | | |
| 01:45 | 0 | | 11 | | 0 | | 14 | | 0 | | 25 | | | |
| 02:00 | 0 | 1 | 10 | 44 | 4 | 5 | 10 | 52 | 4 | 6 | 20 | 96 | | |
| 02:15 | 0 | | 12 | | 0 | | 16 | | 0 | | 28 | | | |
| 02:30 | 1 | | 10 | | 1 | | 10 | | 2 | | 20 | | | |
| 02:45 | 0 | | 12 | | 0 | | 16 | | 0 | | 28 | | | |
| 03:00 | 0 | 0 | 14 | 72 | 0 | 0 | 9 | 51 | 0 | 0 | 23 | 123 | | |
| 03:15 | 0 | | 22 | | 0 | | 8 | | 0 | | 30 | | | |
| 03:30 | 0 | | 22 | | 0 | | 16 | | 0 | | 38 | | | |
| 03:45 | 0 | | 14 | | 0 | | 18 | | 0 | | 32 | | | |
| 04:00 | 0 | 2 | 16 | 60 | 0 | 2 | 10 | 86 | 0 | 4 | 26 | 146 | | |
| 04:15 | 0 | | 8 | | 0 | | 19 | | 0 | | 27 | | | |
| 04:30 | 0 | | 26 | | 2 | | 29 | | 2 | | 55 | | | |
| 04:45 | 2 | | 10 | | 0 | | 28 | | 2 | | 38 | | | |
| 05:00 | 4 | 6 | 18 | 80 | 0 | 2 | 24 | 75 | 4 | 8 | 42 | 155 | | |
| 05:15 | 0 | | 30 | | 0 | | 20 | | 0 | | 50 | | | |
| 05:30 | 0 | | 18 | | 0 | | 24 | | 0 | | 42 | | | |
| 05:45 | 2 | | 14 | | 2 | | 7 | | 4 | | 21 | | | |
| 06:00 | 4 | 18 | 14 | 36 | 2 | 17 | 20 | 66 | 6 | 35 | 34 | 102 | | |
| 06:15 | 4 | | 10 | | 3 | | 22 | | 7 | | 32 | | | |
| 06:30 | 5 | | 4 | | 6 | | 18 | | 11 | | 22 | | | |
| 06:45 | 5 | | 8 | | 6 | | 6 | | 11 | | 14 | | | |
| 07:00 | 5 | 44 | 7 | 22 | 3 | 36 | 12 | 30 | 8 | 80 | 19 | 52 | | |
| 07:15 | 9 | | 0 | | 11 | | 7 | | 20 | | 7 | | | |
| 07:30 | 14 | | 12 | | 4 | | 6 | | 18 | | 18 | | | |
| 07:45 | 16 | | 3 | | 18 | | 5 | | 34 | | 8 | | | |
| 08:00 | 7 | 41 | 2 | 14 | 22 | 53 | 6 | 24 | 29 | 94 | 8 | 38 | | |
| 08:15 | 14 | | 8 | | 9 | | 8 | | 23 | | 16 | | | |
| 08:30 | 10 | | 2 | | 12 | | 8 | | 22 | | 10 | | | |
| 08:45 | 10 | | 2 | | 10 | | 2 | | 20 | | 4 | | | |
| 09:00 | 18 | 77 | 5 | 14 | 11 | 53 | 5 | 20 | 29 | 130 | 10 | 34 | | |
| 09:15 | 10 | | 4 | | 12 | | 4 | | 22 | | 8 | | | |
| 09:30 | 23 | | 3 | | 18 | | 8 | | 41 | | 11 | | | |
| 09:45 | 26 | | 2 | | 12 | | 3 | | 38 | | 5 | | | |
| 10:00 | 4 | 44 | 8 | 13 | 12 | 46 | 1 | 11 | 16 | 90 | 9 | 24 | | |
| 10:15 | 14 | | 1 | | 12 | | 6 | | 26 | | 7 | | | |
| 10:30 | 14 | | 0 | | 12 | | 2 | | 26 | | 2 | | | |
| 10:45 | 12 | | 4 | | 10 | | 2 | | 22 | | 6 | | | |
| 11:00 | 17 | 58 | 1 | 11 | 15 | 63 | 3 | 10 | 32 | 121 | 4 | 21 | | |
| 11:15 | 18 | | 6 | | 22 | | 1 | | 40 | | 7 | | | |
| 11:30 | 13 | | 2 | | 18 | | 4 | | 31 | | 6 | | | |
| 11:45 | 10 | | 2 | | 8 | | 2 | | 18 | | 4 | | | |
| Totals | 291 | | 508 | | 279 | | 541 | | 570 | | 1,049 | | | |
| Split% | 51.1 | | 48.4 | | 48.9 | | 51.6 | | | | | | | |
| Day Totals | | 799 | | | | 820 | | | | 1,619 | | | | |
| Day Splits | | 49.4 | | | | 50.6 | | | | | | | | |
| Peak Hour | 09:00 | | 04:30 | | 10:45 | | 04:30 | | 09:00 | | 04:30 | | | |
| Volume | 77 | | 84 | | 65 | | 101 | | 130 | | 185 | | | |
| Factor | 0.74 | | 0.70 | | 0.74 | | 0.87 | | 0.79 | | 0.84 | | | |

Transportation Studies, Inc.

2640 Walnut Avenue, Suite L
Tustin, CA. 92780

Location : CAMINO DE ESTRELLA
Segment : E/O CAMINO CAPISTRANO
Client : CITY SAN CLEMENT

Site: AN CLEMENTE
Date: 02/12/19

| Interval | EB | | | | WB | | | | Combined | | | | Day: | Tuesday |
|------------|-------|-------|-------|-----|-------|-------|-------|-----|----------|-------|-------|-----|------|---------|
| | AM | | PM | | AM | | PM | | AM | | PM | | | |
| 12:00 | 1 | 3 | 32 | 133 | 2 | 11 | 62 | 223 | 3 | 14 | 94 | 356 | | |
| 12:15 | 0 | | 24 | | 5 | | 48 | | 5 | | 72 | | | |
| 12:30 | 1 | | 41 | | 2 | | 51 | | 3 | | 92 | | | |
| 12:45 | 1 | | 36 | | 2 | | 62 | | 3 | | 98 | | | |
| 01:00 | 1 | 1 | 34 | 127 | 2 | 5 | 54 | 204 | 3 | 6 | 88 | 331 | | |
| 01:15 | 0 | | 32 | | 1 | | 51 | | 1 | | 83 | | | |
| 01:30 | 0 | | 38 | | 0 | | 54 | | 0 | | 92 | | | |
| 01:45 | 0 | | 23 | | 2 | | 45 | | 2 | | 68 | | | |
| 02:00 | 1 | 1 | 31 | 125 | 2 | 4 | 55 | 190 | 3 | 5 | 86 | 315 | | |
| 02:15 | 0 | | 28 | | 2 | | 42 | | 2 | | 70 | | | |
| 02:30 | 0 | | 32 | | 0 | | 42 | | 0 | | 74 | | | |
| 02:45 | 0 | | 34 | | 0 | | 51 | | 0 | | 85 | | | |
| 03:00 | 0 | 2 | 34 | 143 | 0 | 2 | 49 | 233 | 0 | 4 | 83 | 376 | | |
| 03:15 | 1 | | 43 | | 0 | | 62 | | 1 | | 105 | | | |
| 03:30 | 0 | | 38 | | 2 | | 68 | | 2 | | 106 | | | |
| 03:45 | 1 | | 28 | | 0 | | 54 | | 1 | | 82 | | | |
| 04:00 | 0 | 5 | 35 | 128 | 0 | 4 | 57 | 238 | 0 | 9 | 92 | 366 | | |
| 04:15 | 0 | | 31 | | 0 | | 62 | | 0 | | 93 | | | |
| 04:30 | 0 | | 31 | | 0 | | 65 | | 0 | | 96 | | | |
| 04:45 | 5 | | 31 | | 4 | | 54 | | 9 | | 85 | | | |
| 05:00 | 2 | 17 | 34 | 117 | 0 | 11 | 78 | 233 | 2 | 28 | 112 | 350 | | |
| 05:15 | 1 | | 36 | | 3 | | 44 | | 4 | | 80 | | | |
| 05:30 | 8 | | 24 | | 8 | | 54 | | 16 | | 78 | | | |
| 05:45 | 6 | | 23 | | 0 | | 57 | | 6 | | 80 | | | |
| 06:00 | 6 | 44 | 21 | 75 | 4 | 48 | 58 | 179 | 10 | 92 | 79 | 254 | | |
| 06:15 | 6 | | 22 | | 8 | | 56 | | 14 | | 78 | | | |
| 06:30 | 16 | | 16 | | 14 | | 36 | | 30 | | 52 | | | |
| 06:45 | 16 | | 16 | | 22 | | 29 | | 38 | | 45 | | | |
| 07:00 | 16 | 88 | 10 | 58 | 32 | 150 | 20 | 100 | 48 | 238 | 30 | 158 | | |
| 07:15 | 20 | | 18 | | 35 | | 16 | | 55 | | 34 | | | |
| 07:30 | 22 | | 14 | | 34 | | 28 | | 56 | | 42 | | | |
| 07:45 | 30 | | 16 | | 49 | | 36 | | 79 | | 52 | | | |
| 08:00 | 22 | 89 | 9 | 34 | 35 | 140 | 28 | 111 | 57 | 229 | 37 | 145 | | |
| 08:15 | 23 | | 6 | | 36 | | 20 | | 59 | | 26 | | | |
| 08:30 | 20 | | 8 | | 32 | | 25 | | 52 | | 33 | | | |
| 08:45 | 24 | | 11 | | 37 | | 38 | | 61 | | 49 | | | |
| 09:00 | 28 | 104 | 8 | 18 | 34 | 169 | 20 | 62 | 62 | 273 | 28 | 80 | | |
| 09:15 | 20 | | 3 | | 32 | | 16 | | 52 | | 19 | | | |
| 09:30 | 26 | | 3 | | 58 | | 13 | | 84 | | 16 | | | |
| 09:45 | 30 | | 4 | | 45 | | 13 | | 75 | | 17 | | | |
| 10:00 | 31 | 111 | 2 | 10 | 48 | 169 | 10 | 22 | 79 | 280 | 12 | 32 | | |
| 10:15 | 23 | | 4 | | 36 | | 4 | | 59 | | 8 | | | |
| 10:30 | 27 | | 2 | | 43 | | 6 | | 70 | | 8 | | | |
| 10:45 | 30 | | 2 | | 42 | | 2 | | 72 | | 4 | | | |
| 11:00 | 36 | 131 | 1 | 5 | 40 | 204 | 10 | 18 | 76 | 335 | 11 | 23 | | |
| 11:15 | 29 | | 2 | | 44 | | 4 | | 73 | | 6 | | | |
| 11:30 | 30 | | 0 | | 66 | | 2 | | 96 | | 2 | | | |
| 11:45 | 36 | | 2 | | 54 | | 2 | | 90 | | 4 | | | |
| Totals | 596 | | 973 | | 917 | | 1,813 | | 1,513 | | 2,786 | | | |
| Split% | 39.4 | | 34.9 | | 60.6 | | 65.1 | | | | | | | |
| Day Totals | | 1,569 | | | | 2,730 | | | | 4,299 | | | | |
| Day Splits | | 36.5 | | | | 63.5 | | | | | | | | |
| Peak Hour | 11:00 | | 02:45 | | 11:00 | | 04:15 | | 11:00 | | 04:15 | | | |
| Volume | 131 | | 149 | | 204 | | 259 | | 335 | | 386 | | | |
| Factor | 0.91 | | 0.87 | | 0.77 | | 0.83 | | 0.87 | | 0.86 | | | |

Transportation Studies, Inc.

2640 Walnut Avenue, Suite L
Tustin, CA. 92780

Location : CAMINO DE ESTRELLA
Segment : E/O CAMINO MIRA COSTA
Client : CITY SAN CLEMENT

Site: AN CLEMENTE
Date: 02/12/19

| Interval | EB | | | | WB | | | | Combined | | Day: | Tuesday |
|------------|-------|--------|-------|-----|-------|-------|-------|-----|----------|--------|--------|---------|
| | AM | PM | AM | PM | AM | PM | AM | PM | | | | |
| 12:00 | 8 | 20 | 196 | 758 | 8 | 27 | 108 | 448 | 16 | 47 | 304 | 1.206 |
| 12:15 | 4 | | 176 | | 7 | | 124 | | 11 | | 300 | |
| 12:30 | 6 | | 202 | | 5 | | 114 | | 11 | | 316 | |
| 12:45 | 2 | | 184 | | 7 | | 102 | | 9 | | 286 | |
| 01:00 | 1 | 8 | 179 | 706 | 4 | 10 | 116 | 454 | 5 | 18 | 295 | 1.160 |
| 01:15 | 4 | | 203 | | 3 | | 122 | | 7 | | 325 | |
| 01:30 | 0 | | 186 | | 2 | | 96 | | 2 | | 282 | |
| 01:45 | 3 | | 138 | | 1 | | 120 | | 4 | | 258 | |
| 02:00 | 4 | 23 | 194 | 780 | 4 | 10 | 118 | 487 | 8 | 33 | 312 | 1.267 |
| 02:15 | 7 | | 177 | | 2 | | 122 | | 9 | | 299 | |
| 02:30 | 6 | | 201 | | 1 | | 124 | | 7 | | 325 | |
| 02:45 | 6 | | 208 | | 3 | | 123 | | 9 | | 331 | |
| 03:00 | 0 | 17 | 191 | 837 | 0 | 5 | 137 | 579 | 0 | 22 | 328 | 1.416 |
| 03:15 | 6 | | 218 | | 2 | | 149 | | 8 | | 367 | |
| 03:30 | 3 | | 234 | | 3 | | 142 | | 6 | | 376 | |
| 03:45 | 8 | | 194 | | 0 | | 151 | | 8 | | 345 | |
| 04:00 | 6 | 48 | 181 | 795 | 1 | 10 | 148 | 601 | 7 | 58 | 329 | 1.396 |
| 04:15 | 6 | | 208 | | 2 | | 168 | | 8 | | 376 | |
| 04:30 | 10 | | 206 | | 0 | | 155 | | 10 | | 361 | |
| 04:45 | 26 | | 200 | | 7 | | 130 | | 33 | | 330 | |
| 05:00 | 30 | 162 | 220 | 779 | 2 | 22 | 142 | 551 | 32 | 184 | 362 | 1.330 |
| 05:15 | 24 | | 196 | | 4 | | 148 | | 28 | | 344 | |
| 05:30 | 48 | | 189 | | 6 | | 142 | | 54 | | 331 | |
| 05:45 | 60 | | 174 | | 10 | | 119 | | 70 | | 293 | |
| 06:00 | 76 | 390 | 182 | 570 | 18 | 123 | 129 | 449 | 94 | 513 | 311 | 1.019 |
| 06:15 | 88 | | 150 | | 29 | | 138 | | 117 | | 288 | |
| 06:30 | 126 | | 132 | | 31 | | 96 | | 157 | | 228 | |
| 06:45 | 100 | | 106 | | 45 | | 86 | | 145 | | 192 | |
| 07:00 | 137 | 753 | 116 | 352 | 50 | 291 | 81 | 320 | 187 | 1,044 | 197 | 672 |
| 07:15 | 211 | | 82 | | 60 | | 81 | | 271 | | 163 | |
| 07:30 | 212 | | 92 | | 84 | | 74 | | 296 | | 166 | |
| 07:45 | 193 | | 62 | | 97 | | 84 | | 290 | | 146 | |
| 08:00 | 168 | 667 | 82 | 256 | 86 | 372 | 76 | 282 | 254 | 1,039 | 158 | 538 |
| 08:15 | 170 | | 50 | | 88 | | 60 | | 258 | | 110 | |
| 08:30 | 184 | | 68 | | 82 | | 71 | | 266 | | 139 | |
| 08:45 | 145 | | 56 | | 116 | | 75 | | 261 | | 131 | |
| 09:00 | 200 | 707 | 58 | 132 | 90 | 392 | 58 | 179 | 290 | 1,099 | 116 | 311 |
| 09:15 | 168 | | 28 | | 100 | | 49 | | 268 | | 77 | |
| 09:30 | 166 | | 28 | | 103 | | 38 | | 269 | | 66 | |
| 09:45 | 173 | | 18 | | 99 | | 34 | | 272 | | 52 | |
| 10:00 | 188 | 692 | 32 | 92 | 96 | 404 | 32 | 87 | 284 | 1,096 | 64 | 179 |
| 10:15 | 156 | | 18 | | 92 | | 24 | | 248 | | 42 | |
| 10:30 | 152 | | 12 | | 108 | | 16 | | 260 | | 28 | |
| 10:45 | 196 | | 30 | | 108 | | 15 | | 304 | | 45 | |
| 11:00 | 177 | 692 | 15 | 43 | 90 | 427 | 16 | 56 | 267 | 1,119 | 31 | 99 |
| 11:15 | 176 | | 14 | | 104 | | 15 | | 280 | | 29 | |
| 11:30 | 170 | | 8 | | 117 | | 12 | | 287 | | 20 | |
| 11:45 | 169 | | 6 | | 116 | | 13 | | 285 | | 19 | |
| Totals | 4,179 | | 6,100 | | 2,093 | | 4,493 | | 6,272 | | 10,593 | |
| Split% | 66.6 | | 57.6 | | 33.4 | | 42.4 | | | | | |
| Day Totals | | 10,279 | | | | 6,586 | | | | 16,865 | | |
| Day Splits | | 60.9 | | | | 39.1 | | | | | | |
| Peak Hour | 07:15 | | 02:45 | | 11:00 | | 03:45 | | 10:45 | | 04:15 | |
| Volume | 784 | | 851 | | 427 | | 622 | | 1,138 | | 1,429 | |
| Factor | 0.92 | | 0.91 | | 0.91 | | 0.93 | | 0.94 | | 0.95 | |

Transportation Studies, Inc.

2640 Walnut Avenue, Suite L
Tustin, CA. 92780

Location : CAMINO FARO
Segment : E/O CALLE FRONTERA
Client : CITY SAN CLEMENT

Site: AN CLEMENTE
Date: 02/12/19

| Interval | EB | | | | WB | | | | Combined | | | | Day: | Tuesday |
|------------|-------|------|-------|----|-------|------|-------|----|----------|-------|-------|-----|------|---------|
| | AM | | PM | | AM | | PM | | AM | | PM | | | |
| 12:00 | 0 | 3 | 8 | 52 | 1 | 2 | 10 | 43 | 1 | 5 | 18 | 95 | | |
| 12:15 | 1 | | 18 | | 0 | | 14 | | 1 | | 32 | | | |
| 12:30 | 2 | | 20 | | 1 | | 12 | | 3 | | 32 | | | |
| 12:45 | 0 | | 6 | | 0 | | 7 | | 0 | | 13 | | | |
| 01:00 | 2 | 5 | 15 | 44 | 0 | 1 | 12 | 51 | 2 | 6 | 27 | 95 | | |
| 01:15 | 1 | | 6 | | 0 | | 12 | | 1 | | 18 | | | |
| 01:30 | 2 | | 13 | | 1 | | 14 | | 3 | | 27 | | | |
| 01:45 | 0 | | 10 | | 0 | | 13 | | 0 | | 23 | | | |
| 02:00 | 0 | 1 | 20 | 65 | 0 | 2 | 4 | 32 | 0 | 3 | 24 | 97 | | |
| 02:15 | 0 | | 12 | | 0 | | 16 | | 0 | | 28 | | | |
| 02:30 | 0 | | 19 | | 1 | | 6 | | 1 | | 25 | | | |
| 02:45 | 1 | | 14 | | 1 | | 6 | | 2 | | 20 | | | |
| 03:00 | 2 | 2 | 18 | 77 | 0 | 1 | 6 | 47 | 2 | 3 | 24 | 124 | | |
| 03:15 | 0 | | 14 | | 0 | | 12 | | 0 | | 26 | | | |
| 03:30 | 0 | | 20 | | 0 | | 17 | | 0 | | 37 | | | |
| 03:45 | 0 | | 25 | | 1 | | 12 | | 1 | | 37 | | | |
| 04:00 | 1 | 1 | 18 | 68 | 0 | 1 | 8 | 50 | 1 | 2 | 26 | 118 | | |
| 04:15 | 0 | | 21 | | 0 | | 12 | | 0 | | 33 | | | |
| 04:30 | 0 | | 13 | | 1 | | 13 | | 1 | | 26 | | | |
| 04:45 | 0 | | 16 | | 0 | | 17 | | 0 | | 33 | | | |
| 05:00 | 0 | 6 | 21 | 82 | 2 | 5 | 19 | 58 | 2 | 11 | 40 | 140 | | |
| 05:15 | 1 | | 21 | | 2 | | 13 | | 3 | | 34 | | | |
| 05:30 | 2 | | 20 | | 0 | | 10 | | 2 | | 30 | | | |
| 05:45 | 3 | | 20 | | 1 | | 16 | | 4 | | 36 | | | |
| 06:00 | 0 | 14 | 23 | 73 | 1 | 20 | 10 | 37 | 1 | 34 | 33 | 110 | | |
| 06:15 | 1 | | 14 | | 5 | | 13 | | 6 | | 27 | | | |
| 06:30 | 6 | | 26 | | 8 | | 8 | | 14 | | 34 | | | |
| 06:45 | 7 | | 10 | | 6 | | 6 | | 13 | | 16 | | | |
| 07:00 | 7 | 50 | 14 | 52 | 6 | 76 | 9 | 26 | 13 | 126 | 23 | 78 | | |
| 07:15 | 7 | | 14 | | 14 | | 10 | | 21 | | 24 | | | |
| 07:30 | 18 | | 7 | | 32 | | 5 | | 50 | | 12 | | | |
| 07:45 | 18 | | 17 | | 24 | | 2 | | 42 | | 19 | | | |
| 08:00 | 14 | 48 | 18 | 41 | 18 | 46 | 2 | 15 | 32 | 94 | 20 | 56 | | |
| 08:15 | 9 | | 9 | | 14 | | 5 | | 23 | | 14 | | | |
| 08:30 | 10 | | 6 | | 10 | | 4 | | 20 | | 10 | | | |
| 08:45 | 15 | | 8 | | 4 | | 4 | | 19 | | 12 | | | |
| 09:00 | 5 | 31 | 8 | 33 | 9 | 49 | 5 | 15 | 14 | 80 | 13 | 48 | | |
| 09:15 | 8 | | 3 | | 20 | | 4 | | 28 | | 7 | | | |
| 09:30 | 10 | | 14 | | 12 | | 4 | | 22 | | 18 | | | |
| 09:45 | 8 | | 8 | | 8 | | 2 | | 16 | | 10 | | | |
| 10:00 | 14 | 43 | 5 | 16 | 10 | 38 | 4 | 9 | 24 | 81 | 9 | 25 | | |
| 10:15 | 10 | | 6 | | 8 | | 2 | | 18 | | 8 | | | |
| 10:30 | 8 | | 3 | | 14 | | 0 | | 22 | | 3 | | | |
| 10:45 | 11 | | 2 | | 6 | | 3 | | 17 | | 5 | | | |
| 11:00 | 18 | 46 | 2 | 5 | 8 | 36 | 4 | 7 | 26 | 82 | 6 | 12 | | |
| 11:15 | 5 | | 3 | | 9 | | 2 | | 14 | | 5 | | | |
| 11:30 | 12 | | 0 | | 8 | | 1 | | 20 | | 1 | | | |
| 11:45 | 11 | | 0 | | 11 | | 0 | | 22 | | 0 | | | |
| Totals | 250 | | 608 | | 277 | | 390 | | 527 | | 998 | | | |
| Split% | 47.4 | | 60.9 | | 52.6 | | 39.1 | | | | | | | |
| Day Totals | | 858 | | | | 667 | | | | 1,525 | | | | |
| Day Splits | | 56.3 | | | | 43.7 | | | | | | | | |
| Peak Hour | 07:30 | | 03:30 | | 07:15 | | 04:30 | | 07:30 | | 05:00 | | | |
| Volume | 59 | | 84 | | 88 | | 62 | | 147 | | 140 | | | |
| Factor | 0.82 | | 0.84 | | 0.69 | | 0.82 | | 0.74 | | 0.88 | | | |

City of San Clemente Engineering Division

Project: Camino Faro Traffic Calming
Survey Location: Cm Faro west Bucanero

Faro W. Bucanero weekendP
Site Code: FARwBUCA

| Start Time | 24-Apr-17 | | Tue | | Wed | | Thu | | Fri | | Sat | | Sun | | Week Average | | |
|------------|-----------|----|-----|----|-----|----|-------|-------|-------|-------|-------|-------|-------|-------|--------------|-------|----|
| | WB | EB | WB | EB | WB | EB | WB | EB | WB | EB | WB | EB | WB | EB | WB | EB | |
| 12:00 AM | * | * | * | * | * | * | * | * | 4 | 7 | 13 | 10 | 14 | 15 | 10 | 11 | |
| 01:00 | * | * | * | * | * | * | * | * | 7 | 2 | 4 | 14 | 7 | 8 | 6 | 8 | |
| 02:00 | * | * | * | * | * | * | * | * | 2 | 2 | 2 | 0 | 4 | 2 | 3 | 1 | |
| 03:00 | * | * | * | * | * | * | * | * | 4 | 3 | 2 | 0 | 0 | 0 | 2 | 1 | |
| 04:00 | * | * | * | * | * | * | * | * | 2 | 3 | 0 | 1 | 3 | 1 | 2 | 2 | |
| 05:00 | * | * | * | * | * | * | * | * | 6 | 4 | 6 | 0 | 2 | 5 | 5 | 3 | |
| 06:00 | * | * | * | * | * | * | * | * | 15 | 9 | 8 | 3 | 3 | 3 | 9 | 5 | |
| 07:00 | * | * | * | * | * | * | * | * | 71 | 51 | 21 | 23 | 11 | 8 | 34 | 27 | |
| 08:00 | * | * | * | * | * | * | * | * | 36 | 14 | 27 | 28 | 30 | 21 | 31 | 21 | |
| 09:00 | * | * | * | * | * | * | * | * | 37 | 35 | 44 | 41 | 27 | 31 | 36 | 36 | |
| 10:00 | * | * | * | * | * | * | * | * | 45 | 37 | 51 | 51 | 31 | 32 | 42 | 40 | |
| 11:00 | * | * | * | * | * | * | * | * | 40 | 34 | 40 | 41 | 46 | 43 | 42 | 39 | |
| 12:00 PM | * | * | * | * | * | * | * | * | 40 | 32 | 42 | 39 | 46 | 39 | 43 | 37 | |
| 01:00 | * | * | * | * | * | * | * | * | 26 | 36 | 34 | 43 | 40 | 33 | 33 | 37 | |
| 02:00 | * | * | * | * | * | * | * | 53 | 61 | 47 | 46 | 55 | 48 | 32 | 36 | 47 | 48 |
| 03:00 | * | * | * | * | * | * | * | 61 | 53 | 50 | 31 | 44 | 32 | 34 | 32 | 47 | 37 |
| 04:00 | * | * | * | * | * | * | * | 47 | 58 | 50 | 54 | 39 | 43 | 30 | 34 | 42 | 47 |
| 05:00 | * | * | * | * | * | * | * | 70 | 61 | 44 | 50 | 36 | 38 | 24 | 24 | 44 | 43 |
| 06:00 | * | * | * | * | * | * | * | 53 | 43 | 33 | 37 | 29 | 30 | 21 | 27 | 34 | 34 |
| 07:00 | * | * | * | * | * | * | * | 25 | 29 | 27 | 20 | 28 | 26 | 18 | 23 | 24 | 24 |
| 08:00 | * | * | * | * | * | * | * | 21 | 33 | 21 | 32 | 16 | 22 | 21 | 29 | 20 | 29 |
| 09:00 | * | * | * | * | * | * | * | 12 | 26 | 18 | 24 | 23 | 19 | 12 | 14 | 16 | 21 |
| 10:00 | * | * | * | * | * | * | * | 11 | 12 | 14 | 18 | 14 | 21 | 14 | 8 | 13 | 15 |
| 11:00 | * | * | * | * | * | * | * | 5 | 6 | 12 | 8 | 16 | 11 | 2 | 4 | 9 | 7 |
| Lane Day | 0 | 0 | 0 | 0 | 0 | 0 | 358 | 382 | 651 | 589 | 594 | 584 | 472 | 472 | 594 | 573 | |
| Day | 0 | | 0 | | 0 | | 740 | | 1240 | | 1178 | | 944 | | 1167 | | |
| AM Peak | - | - | - | - | - | - | - | - | 07:00 | 07:00 | 10:00 | 10:00 | 11:00 | 11:00 | 10:00 | 10:00 | |
| Vol. | - | - | - | - | - | - | - | - | 71 | 51 | 51 | 51 | 46 | 43 | 42 | 40 | |
| PM Peak | - | - | - | - | - | - | 17:00 | 14:00 | 15:00 | 16:00 | 14:00 | 14:00 | 12:00 | 12:00 | 14:00 | 14:00 | |
| Vol. | - | - | - | - | - | - | 70 | 61 | 50 | 54 | 55 | 48 | 46 | 39 | 47 | 48 | |

City of San Clemente Engineering Division

Project: Camino Faro Traffic Calming
Survey Location: Cm Faro west Bucanero

Faro W. Bucanero weekendP
Site Code: FARwBUCA

| Start Time | 01-May-17 | | Tue | | Wed | | Thu | | Fri | | Sat | | Sun | | Week Average | |
|------------|-----------|-----------|-----------|-----------|-----|----|-----|----|-----|----|-----|----|-----|----|--------------|-----------|
| | WB | EB | WB | EB | WB | EB | WB | EB | WB | EB | WB | EB | WB | EB | WB | EB |
| 12:00 AM | 2 | 2 | 1 | 5 | * | * | * | * | * | * | * | * | * | * | 2 | 4 |
| 01:00 | 0 | 1 | 1 | 2 | * | * | * | * | * | * | * | * | * | * | 0 | 2 |
| 02:00 | 0 | 1 | 1 | 0 | * | * | * | * | * | * | * | * | * | * | 0 | 0 |
| 03:00 | 2 | 1 | 1 | 2 | * | * | * | * | * | * | * | * | * | * | 2 | 2 |
| 04:00 | 4 | 2 | 1 | 1 | * | * | * | * | * | * | * | * | * | * | 2 | 2 |
| 05:00 | 5 | 6 | 10 | 6 | * | * | * | * | * | * | * | * | * | * | 8 | 6 |
| 06:00 | 15 | 7 | 12 | 5 | * | * | * | * | * | * | * | * | * | * | 14 | 6 |
| 07:00 | 68 | 57 | 71 | 70 | * | * | * | * | * | * | * | * | * | * | 70 | 64 |
| 08:00 | 41 | 31 | 40 | 37 | * | * | * | * | * | * | * | * | * | * | 40 | 34 |
| 09:00 | 26 | 27 | * | * | * | * | * | * | * | * | * | * | * | * | 26 | 27 |
| 10:00 | 40 | 29 | * | * | * | * | * | * | * | * | * | * | * | * | 40 | 29 |
| 11:00 | 49 | 40 | * | * | * | * | * | * | * | * | * | * | * | * | 49 | 40 |
| 12:00 PM | 38 | 43 | * | * | * | * | * | * | * | * | * | * | * | * | 38 | 43 |
| 01:00 | 38 | 34 | * | * | * | * | * | * | * | * | * | * | * | * | 38 | 34 |
| 02:00 | 56 | 43 | * | * | * | * | * | * | * | * | * | * | * | * | 56 | 43 |
| 03:00 | 64 | 44 | * | * | * | * | * | * | * | * | * | * | * | * | 64 | 44 |
| 04:00 | 34 | 54 | * | * | * | * | * | * | * | * | * | * | * | * | 34 | 54 |
| 05:00 | 39 | 47 | * | * | * | * | * | * | * | * | * | * | * | * | 39 | 47 |
| 06:00 | 29 | 34 | * | * | * | * | * | * | * | * | * | * | * | * | 29 | 34 |
| 07:00 | 27 | 30 | * | * | * | * | * | * | * | * | * | * | * | * | 27 | 30 |
| 08:00 | 14 | 26 | * | * | * | * | * | * | * | * | * | * | * | * | 14 | 26 |
| 09:00 | 16 | 21 | * | * | * | * | * | * | * | * | * | * | * | * | 16 | 21 |
| 10:00 | 7 | 7 | * | * | * | * | * | * | * | * | * | * | * | * | 7 | 7 |
| 11:00 | 2 | 1 | * | * | * | * | * | * | * | * | * | * | * | * | 2 | 1 |
| Lane Day | 616 | 588 | 138 | 128 | 0 | 0 | 0 | 0 | 0 | 0 | 0 | 0 | 0 | 0 | 617 | 600 |
| AM Peak | 07:00 | 07:00 | 07:00 | 07:00 | - | - | - | - | - | - | - | - | - | - | 07:00 | 07:00 |
| Vol. | 68 | 57 | 71 | 70 | - | - | - | - | - | - | - | - | - | - | 70 | 64 |
| PM Peak | 15:00 | 16:00 | - | - | - | - | - | - | - | - | - | - | - | - | 15:00 | 16:00 |
| Vol. | 64 | 54 | - | - | - | - | - | - | - | - | - | - | - | - | 64 | 54 |

| | | | | | | | | |
|-------------|-----------|------------|---|-----|------|------|-----|------|
| Comb. Total | 1204 | 266 | 0 | 740 | 1240 | 1178 | 944 | 2384 |
| ADT | ADT 1,190 | AADT 1,190 | | | | | | |

City of San Clemente Engineering Division

Project: Camino Faro Traffic Calming
Survey Location: Cm Faro west Bucanero

Faro W. BucaneroP
Site Code: FAROWBUCA

| Start Time | 17-Apr-17 | | Tue | | Wed | | Thu | | Fri | | Sat | | Sun | | Week Average | |
|------------|-----------|-----------|-----------|-----------|-----------|-----------|-----------|-----------|-----|----|-----|----|-----|----|--------------|-----------|
| | WB | EB | WB | EB | WB | EB | WB | EB | WB | EB | WB | EB | WB | EB | WB | EB |
| 12:00 AM | * | * | 0 | 2 | 1 | 3 | 1 | 3 | * | * | * | * | * | * | 1 | 3 |
| 01:00 | * | * | 0 | 2 | 0 | 2 | 1 | 1 | * | * | * | * | * | * | 0 | 2 |
| 02:00 | * | * | 0 | 0 | 2 | 4 | 0 | 0 | * | * | * | * | * | * | 1 | 1 |
| 03:00 | * | * | 0 | 2 | 1 | 4 | 2 | 0 | * | * | * | * | * | * | 1 | 2 |
| 04:00 | * | * | 2 | 4 | 4 | 3 | 2 | 1 | * | * | * | * | * | * | 3 | 3 |
| 05:00 | * | * | 7 | 4 | 6 | 6 | 9 | 4 | * | * | * | * | * | * | 7 | 5 |
| 06:00 | * | * | 14 | 7 | 13 | 10 | 17 | 12 | * | * | * | * | * | * | 15 | 10 |
| 07:00 | * | * | 83 | 69 | 75 | 66 | 77 | 53 | * | * | * | * | * | * | 78 | 63 |
| 08:00 | * | * | 43 | 26 | 50 | 15 | 45 | 27 | * | * | * | * | * | * | 46 | 23 |
| 09:00 | * | * | 56 | 40 | 27 | 32 | 35 | 25 | * | * | * | * | * | * | 39 | 32 |
| 10:00 | * | * | 35 | 20 | 34 | 27 | 37 | 27 | * | * | * | * | * | * | 35 | 25 |
| 11:00 | * | * | 50 | 48 | 47 | 29 | 41 | 36 | * | * | * | * | * | * | 46 | 38 |
| 12:00 PM | 39 | 25 | 62 | 39 | 42 | 38 | 45 | 38 | * | * | * | * | * | * | 47 | 35 |
| 01:00 | 37 | 45 | 39 | 44 | 42 | 39 | 38 | 45 | * | * | * | * | * | * | 39 | 43 |
| 02:00 | 57 | 52 | 46 | 45 | 62 | 44 | * | * | * | * | * | * | * | * | 55 | 47 |
| 03:00 | 74 | 51 | 52 | 50 | 70 | 50 | * | * | * | * | * | * | * | * | 65 | 50 |
| 04:00 | 48 | 58 | 41 | 37 | 33 | 44 | * | * | * | * | * | * | * | * | 41 | 46 |
| 05:00 | 38 | 37 | 55 | 52 | 37 | 60 | * | * | * | * | * | * | * | * | 43 | 50 |
| 06:00 | 21 | 41 | 27 | 30 | 42 | 41 | * | * | * | * | * | * | * | * | 30 | 37 |
| 07:00 | 28 | 31 | 21 | 33 | 33 | 30 | * | * | * | * | * | * | * | * | 27 | 31 |
| 08:00 | 21 | 19 | 13 | 17 | 30 | 22 | * | * | * | * | * | * | * | * | 21 | 19 |
| 09:00 | 17 | 14 | 15 | 13 | 15 | 13 | * | * | * | * | * | * | * | * | 16 | 13 |
| 10:00 | 5 | 12 | 8 | 13 | 21 | 9 | * | * | * | * | * | * | * | * | 11 | 11 |
| 11:00 | 3 | 6 | 1 | 3 | 5 | 6 | * | * | * | * | * | * | * | * | 3 | 5 |
| Lane Day | 388 | 391 | 670 | 600 | 692 | 597 | 350 | 272 | 0 | 0 | 0 | 0 | 0 | 0 | 670 | 594 |
| AM Peak | - | - | 07:00 | 07:00 | 07:00 | 07:00 | 07:00 | 07:00 | - | - | - | - | - | - | 07:00 | 07:00 |
| Vol. | - | - | 83 | 69 | 75 | 66 | 77 | 53 | - | - | - | - | - | - | 78 | 63 |
| PM Peak | 15:00 | 16:00 | 12:00 | 17:00 | 15:00 | 17:00 | 12:00 | 13:00 | - | - | - | - | - | - | 15:00 | 15:00 |
| Vol. | 74 | 58 | 62 | 52 | 70 | 60 | 45 | 45 | - | - | - | - | - | - | 65 | 50 |

| | | | | | | | | |
|-------------|-----------|------------|------|-----|---|---|---|------|
| Comb. Total | 779 | 1270 | 1289 | 622 | 0 | 0 | 0 | 1264 |
| ADT | ADT 1,266 | AADT 1,266 | | | | | | |

City of San Clemente Engineering Division

Project: Camino Faro Traffic Calming
Survey Location: Cm Faro west Bucanero

Faro W. Bucanero weekendP
Site Code: FARwBUCA

| Start Time | 24-Apr-17 | | Tue | | Wed | | Thu | | Fri | | Sat | | Sun | | Week Average | | |
|------------|-----------|----|-----|----|-----|-----|-------|-------|-------|-------|-------|-------|-------|-------|--------------|-------|----|
| | WB | EB | WB | EB | WB | EB | WB | EB | WB | EB | WB | EB | WB | EB | WB | EB | |
| 12:00 AM | * | * | * | * | * | * | * | * | 4 | 7 | 13 | 10 | 14 | 15 | 10 | 11 | |
| 01:00 | * | * | * | * | * | * | * | * | 7 | 2 | 4 | 14 | 7 | 8 | 6 | 8 | |
| 02:00 | * | * | * | * | * | * | * | * | 2 | 2 | 2 | 0 | 4 | 2 | 3 | 1 | |
| 03:00 | * | * | * | * | * | * | * | * | 4 | 3 | 2 | 0 | 0 | 0 | 2 | 1 | |
| 04:00 | * | * | * | * | * | * | * | * | 2 | 3 | 0 | 1 | 3 | 1 | 2 | 2 | |
| 05:00 | * | * | * | * | * | * | * | * | 6 | 4 | 6 | 0 | 2 | 5 | 5 | 3 | |
| 06:00 | * | * | * | * | * | * | * | * | 15 | 9 | 8 | 3 | 3 | 3 | 9 | 5 | |
| 07:00 | * | * | * | * | * | * | * | * | 71 | 51 | 21 | 23 | 11 | 8 | 34 | 27 | |
| 08:00 | * | * | * | * | * | * | * | * | 36 | 14 | 27 | 28 | 30 | 21 | 31 | 21 | |
| 09:00 | * | * | * | * | * | * | * | * | 37 | 35 | 44 | 41 | 27 | 31 | 36 | 36 | |
| 10:00 | * | * | * | * | * | * | * | * | 45 | 37 | 51 | 51 | 31 | 32 | 42 | 40 | |
| 11:00 | * | * | * | * | * | * | * | * | 40 | 34 | 40 | 41 | 46 | 43 | 42 | 39 | |
| 12:00 PM | * | * | * | * | * | * | * | * | 40 | 32 | 42 | 39 | 46 | 39 | 43 | 37 | |
| 01:00 | * | * | * | * | * | * | * | * | 26 | 36 | 34 | 43 | 40 | 33 | 33 | 37 | |
| 02:00 | * | * | * | * | * | * | * | 53 | 61 | 47 | 46 | 55 | 48 | 32 | 36 | 47 | 48 |
| 03:00 | * | * | * | * | * | * | * | 61 | 53 | 50 | 31 | 44 | 32 | 34 | 32 | 47 | 37 |
| 04:00 | * | * | * | * | * | * | * | 47 | 58 | 50 | 54 | 39 | 43 | 30 | 34 | 42 | 47 |
| 05:00 | * | * | * | * | * | * | * | 70 | 61 | 44 | 50 | 36 | 38 | 24 | 24 | 44 | 43 |
| 06:00 | * | * | * | * | * | * | * | 53 | 43 | 33 | 37 | 29 | 30 | 21 | 27 | 34 | 34 |
| 07:00 | * | * | * | * | * | * | * | 25 | 29 | 27 | 20 | 28 | 26 | 18 | 23 | 24 | 24 |
| 08:00 | * | * | * | * | * | * | * | 21 | 33 | 21 | 32 | 16 | 22 | 21 | 29 | 20 | 29 |
| 09:00 | * | * | * | * | * | * | * | 12 | 26 | 18 | 24 | 23 | 19 | 12 | 14 | 16 | 21 |
| 10:00 | * | * | * | * | * | * | * | 11 | 12 | 14 | 18 | 14 | 21 | 14 | 8 | 13 | 15 |
| 11:00 | * | * | * | * | * | * | * | 5 | 6 | 12 | 8 | 16 | 11 | 2 | 4 | 9 | 7 |
| Lane Day | 0 | 0 | 0 | 0 | 0 | 0 | 358 | 382 | 651 | 589 | 594 | 584 | 472 | 472 | 594 | 573 | |
| | 0 | | 0 | | 0 | 740 | | | 1240 | | 1178 | | 944 | | 1167 | | |
| AM Peak | - | - | - | - | - | - | - | - | 07:00 | 07:00 | 10:00 | 10:00 | 11:00 | 11:00 | 10:00 | 10:00 | |
| Vol. | - | - | - | - | - | - | - | - | 71 | 51 | 51 | 51 | 46 | 43 | 42 | 40 | |
| PM Peak | - | - | - | - | - | - | 17:00 | 14:00 | 15:00 | 16:00 | 14:00 | 14:00 | 12:00 | 12:00 | 14:00 | 14:00 | |
| Vol. | - | - | - | - | - | - | 70 | 61 | 50 | 54 | 55 | 48 | 46 | 39 | 47 | 48 | |

City of San Clemente Engineering Division

Project: Camino Faro Traffic Calming
Survey Location: Cm Faro west Bucanero

Faro W. Bucanero weekendP
Site Code: FARwBUCA

| Start Time | 01-May-17 | | Tue | | Wed | | Thu | | Fri | | Sat | | Sun | | Week Average | |
|------------|-----------|-----------|-----------|-----------|-----|----|-----|----|-----|----|-----|----|-----|----|--------------|-----------|
| | WB | EB | WB | EB | WB | EB | WB | EB | WB | EB | WB | EB | WB | EB | WB | EB |
| 12:00 AM | 2 | 2 | 1 | 5 | * | * | * | * | * | * | * | * | * | * | 2 | 4 |
| 01:00 | 0 | 1 | 1 | 2 | * | * | * | * | * | * | * | * | * | * | 0 | 2 |
| 02:00 | 0 | 1 | 1 | 0 | * | * | * | * | * | * | * | * | * | * | 0 | 0 |
| 03:00 | 2 | 1 | 1 | 2 | * | * | * | * | * | * | * | * | * | * | 2 | 2 |
| 04:00 | 4 | 2 | 1 | 1 | * | * | * | * | * | * | * | * | * | * | 2 | 2 |
| 05:00 | 5 | 6 | 10 | 6 | * | * | * | * | * | * | * | * | * | * | 8 | 6 |
| 06:00 | 15 | 7 | 12 | 5 | * | * | * | * | * | * | * | * | * | * | 14 | 6 |
| 07:00 | 68 | 57 | 71 | 70 | * | * | * | * | * | * | * | * | * | * | 70 | 64 |
| 08:00 | 41 | 31 | 40 | 37 | * | * | * | * | * | * | * | * | * | * | 40 | 34 |
| 09:00 | 26 | 27 | * | * | * | * | * | * | * | * | * | * | * | * | 26 | 27 |
| 10:00 | 40 | 29 | * | * | * | * | * | * | * | * | * | * | * | * | 40 | 29 |
| 11:00 | 49 | 40 | * | * | * | * | * | * | * | * | * | * | * | * | 49 | 40 |
| 12:00 PM | 38 | 43 | * | * | * | * | * | * | * | * | * | * | * | * | 38 | 43 |
| 01:00 | 38 | 34 | * | * | * | * | * | * | * | * | * | * | * | * | 38 | 34 |
| 02:00 | 56 | 43 | * | * | * | * | * | * | * | * | * | * | * | * | 56 | 43 |
| 03:00 | 64 | 44 | * | * | * | * | * | * | * | * | * | * | * | * | 64 | 44 |
| 04:00 | 34 | 54 | * | * | * | * | * | * | * | * | * | * | * | * | 34 | 54 |
| 05:00 | 39 | 47 | * | * | * | * | * | * | * | * | * | * | * | * | 39 | 47 |
| 06:00 | 29 | 34 | * | * | * | * | * | * | * | * | * | * | * | * | 29 | 34 |
| 07:00 | 27 | 30 | * | * | * | * | * | * | * | * | * | * | * | * | 27 | 30 |
| 08:00 | 14 | 26 | * | * | * | * | * | * | * | * | * | * | * | * | 14 | 26 |
| 09:00 | 16 | 21 | * | * | * | * | * | * | * | * | * | * | * | * | 16 | 21 |
| 10:00 | 7 | 7 | * | * | * | * | * | * | * | * | * | * | * | * | 7 | 7 |
| 11:00 | 2 | 1 | * | * | * | * | * | * | * | * | * | * | * | * | 2 | 1 |
| Lane Day | 616 | 588 | 138 | 128 | 0 | 0 | 0 | 0 | 0 | 0 | 0 | 0 | 0 | 0 | 617 | 600 |
| AM Peak | 07:00 | 07:00 | 07:00 | 07:00 | - | - | - | - | - | - | - | - | - | - | 07:00 | 07:00 |
| Vol. | 68 | 57 | 71 | 70 | - | - | - | - | - | - | - | - | - | - | 70 | 64 |
| PM Peak | 15:00 | 16:00 | - | - | - | - | - | - | - | - | - | - | - | - | 15:00 | 16:00 |
| Vol. | 64 | 54 | - | - | - | - | - | - | - | - | - | - | - | - | 64 | 54 |

| | | | | | | | | |
|-------------|-----------|------------|---|-----|------|------|-----|------|
| Comb. Total | 1204 | 266 | 0 | 740 | 1240 | 1178 | 944 | 2384 |
| ADT | ADT 1,190 | AADT 1,190 | | | | | | |

Transportation Studies, Inc.

2640 Walnut Avenue, Suite L
Tustin, CA. 92780

Location : CAMINO FARO
Segment : W/O AVENIDA VISTA HERMOSA
Client : CITY SAN CLEMENT

Site: AN CLEMENTE
Date: 02/12/19

| Interval | WB | | | | EB | | | | Combined | | Day: | Tuesday |
|------------|-------|------|-------|----|-------|------|-------|----|----------|-----|-------|---------|
| | AM | | PM | | AM | | PM | | AM | PM | | |
| 12:00 | 0 | 1 | 20 | 52 | 0 | 0 | 14 | 63 | 0 | 1 | 34 | 115 |
| 12:15 | 0 | | 12 | | 0 | | 24 | | 0 | | 36 | |
| 12:30 | 1 | | 7 | | 0 | | 17 | | 1 | | 24 | |
| 12:45 | 0 | | 13 | | 0 | | 8 | | 0 | | 21 | |
| 01:00 | 0 | 0 | 16 | 53 | 0 | 2 | 12 | 54 | 0 | 2 | 28 | 107 |
| 01:15 | 0 | | 18 | | 2 | | 14 | | 2 | | 32 | |
| 01:30 | 0 | | 8 | | 0 | | 16 | | 0 | | 24 | |
| 01:45 | 0 | | 11 | | 0 | | 12 | | 0 | | 23 | |
| 02:00 | 0 | 2 | 20 | 54 | 0 | 0 | 16 | 55 | 0 | 2 | 36 | 109 |
| 02:15 | 0 | | 12 | | 0 | | 7 | | 0 | | 19 | |
| 02:30 | 2 | | 7 | | 0 | | 16 | | 2 | | 23 | |
| 02:45 | 0 | | 15 | | 0 | | 16 | | 0 | | 31 | |
| 03:00 | 0 | 0 | 15 | 71 | 0 | 0 | 8 | 54 | 0 | 0 | 23 | 125 |
| 03:15 | 0 | | 14 | | 0 | | 20 | | 0 | | 34 | |
| 03:30 | 0 | | 15 | | 0 | | 9 | | 0 | | 24 | |
| 03:45 | 0 | | 27 | | 0 | | 17 | | 0 | | 44 | |
| 04:00 | 0 | 2 | 22 | 73 | 0 | 7 | 12 | 39 | 0 | 9 | 34 | 112 |
| 04:15 | 0 | | 13 | | 0 | | 12 | | 0 | | 25 | |
| 04:30 | 0 | | 18 | | 4 | | 9 | | 4 | | 27 | |
| 04:45 | 2 | | 20 | | 3 | | 6 | | 5 | | 26 | |
| 05:00 | 0 | 3 | 18 | 64 | 1 | 20 | 15 | 59 | 1 | 23 | 33 | 123 |
| 05:15 | 2 | | 13 | | 4 | | 16 | | 6 | | 29 | |
| 05:30 | 0 | | 13 | | 9 | | 6 | | 9 | | 19 | |
| 05:45 | 1 | | 20 | | 6 | | 22 | | 7 | | 42 | |
| 06:00 | 4 | 12 | 18 | 61 | 5 | 50 | 4 | 29 | 9 | 62 | 22 | 90 |
| 06:15 | 0 | | 14 | | 12 | | 10 | | 12 | | 24 | |
| 06:30 | 4 | | 16 | | 12 | | 7 | | 16 | | 23 | |
| 06:45 | 4 | | 13 | | 21 | | 8 | | 25 | | 21 | |
| 07:00 | 0 | 37 | 9 | 40 | 14 | 92 | 2 | 24 | 14 | 129 | 11 | 64 |
| 07:15 | 6 | | 9 | | 17 | | 8 | | 23 | | 17 | |
| 07:30 | 16 | | 18 | | 47 | | 10 | | 63 | | 28 | |
| 07:45 | 15 | | 4 | | 14 | | 4 | | 29 | | 8 | |
| 08:00 | 9 | 27 | 4 | 32 | 14 | 70 | 3 | 13 | 23 | 97 | 7 | 45 |
| 08:15 | 4 | | 8 | | 18 | | 2 | | 22 | | 10 | |
| 08:30 | 8 | | 17 | | 20 | | 6 | | 28 | | 23 | |
| 08:45 | 6 | | 3 | | 18 | | 2 | | 24 | | 5 | |
| 09:00 | 10 | 40 | 5 | 14 | 13 | 55 | 6 | 11 | 23 | 95 | 11 | 25 |
| 09:15 | 13 | | 4 | | 22 | | 0 | | 35 | | 4 | |
| 09:30 | 6 | | 2 | | 14 | | 2 | | 20 | | 4 | |
| 09:45 | 11 | | 3 | | 6 | | 3 | | 17 | | 6 | |
| 10:00 | 12 | 41 | 3 | 11 | 10 | 45 | 4 | 12 | 22 | 86 | 7 | 23 |
| 10:15 | 5 | | 3 | | 14 | | 6 | | 19 | | 9 | |
| 10:30 | 12 | | 3 | | 8 | | 2 | | 20 | | 5 | |
| 10:45 | 12 | | 2 | | 13 | | 0 | | 25 | | 2 | |
| 11:00 | 9 | 41 | 3 | 6 | 14 | 37 | 0 | 2 | 23 | 78 | 3 | 8 |
| 11:15 | 14 | | 2 | | 10 | | 2 | | 24 | | 4 | |
| 11:30 | 8 | | 0 | | 4 | | 0 | | 12 | | 0 | |
| 11:45 | 10 | | 1 | | 9 | | 0 | | 19 | | 1 | |
| Totals | 206 | | 531 | | 378 | | 415 | | 584 | | 946 | |
| Split% | 35.3 | | 56.1 | | 64.7 | | 43.9 | | | | | |
| Day Totals | | 737 | | | | 793 | | | 1,530 | | | |
| Day Splits | | 48.2 | | | | 51.8 | | | | | | |
| Peak Hour | 10:30 | | 03:45 | | 06:45 | | 12:00 | | 07:15 | | 03:15 | |
| Volume | 47 | | 80 | | 99 | | 63 | | 138 | | 136 | |
| Factor | 0.84 | | 0.74 | | 0.53 | | 0.66 | | 0.55 | | 0.77 | |

Transportation Studies, Inc.

2640 Walnut Avenue, Ste H
Tustin, CA. 92780

Location: : CAMINO FARO
Segment: : CALLE FRONTERA TO AVE HERMOSA
Client: : CITY SAN CLEMENT

Site: SAN CLEMENTE
Date: 02/04/14

| Interval | NB | | | | SB | | | | Combined | | | | Day: | Tuesday |
|------------|-------|------|-------|----|-------|------|-------|----|----------|-----|-------|----|------|---------|
| | AM | | PM | | AM | | PM | | AM | | PM | | | |
| 12:00 | 0 | 0 | 12 | 42 | 0 | 0 | 9 | 34 | 0 | 0 | 21 | 76 | | |
| 12:15 | 0 | | 5 | | 0 | | 12 | | 0 | | 17 | | | |
| 12:30 | 0 | | 7 | | 0 | | 6 | | 0 | | 13 | | | |
| 12:45 | 0 | | 18 | | 0 | | 7 | | 0 | | 25 | | | |
| 01:00 | 0 | 5 | 7 | 35 | 0 | 0 | 29 | 51 | 0 | 5 | 36 | 86 | | |
| 01:15 | 2 | | 10 | | 0 | | 4 | | 2 | | 14 | | | |
| 01:30 | 2 | | 8 | | 0 | | 9 | | 2 | | 17 | | | |
| 01:45 | 1 | | 10 | | 0 | | 9 | | 1 | | 19 | | | |
| 02:00 | 0 | 0 | 8 | 27 | 0 | 0 | 10 | 32 | 0 | 0 | 18 | 59 | | |
| 02:15 | 0 | | 7 | | 0 | | 5 | | 0 | | 12 | | | |
| 02:30 | 0 | | 7 | | 0 | | 12 | | 0 | | 19 | | | |
| 02:45 | 0 | | 5 | | 0 | | 5 | | 0 | | 10 | | | |
| 03:00 | 1 | 2 | 7 | 29 | 0 | 0 | 9 | 34 | 1 | 2 | 16 | 63 | | |
| 03:15 | 0 | | 4 | | 0 | | 8 | | 0 | | 12 | | | |
| 03:30 | 1 | | 8 | | 0 | | 9 | | 1 | | 17 | | | |
| 03:45 | 0 | | 10 | | 0 | | 8 | | 0 | | 18 | | | |
| 04:00 | 0 | 2 | 12 | 39 | 0 | 1 | 7 | 47 | 0 | 3 | 19 | 86 | | |
| 04:15 | 0 | | 9 | | 0 | | 12 | | 0 | | 21 | | | |
| 04:30 | 1 | | 10 | | 0 | | 14 | | 1 | | 24 | | | |
| 04:45 | 1 | | 8 | | 1 | | 14 | | 2 | | 22 | | | |
| 05:00 | 0 | 3 | 8 | 33 | 0 | 2 | 16 | 43 | 0 | 5 | 24 | 76 | | |
| 05:15 | 1 | | 8 | | 0 | | 8 | | 1 | | 16 | | | |
| 05:30 | 1 | | 8 | | 2 | | 9 | | 3 | | 17 | | | |
| 05:45 | 1 | | 9 | | 0 | | 10 | | 1 | | 19 | | | |
| 06:00 | 1 | 16 | 10 | 27 | 0 | 4 | 7 | 30 | 1 | 20 | 17 | 57 | | |
| 06:15 | 2 | | 8 | | 1 | | 6 | | 3 | | 14 | | | |
| 06:30 | 3 | | 4 | | 1 | | 12 | | 4 | | 16 | | | |
| 06:45 | 10 | | 5 | | 2 | | 5 | | 12 | | 10 | | | |
| 07:00 | 4 | 69 | 4 | 18 | 3 | 55 | 2 | 14 | 7 | 124 | 6 | 32 | | |
| 07:15 | 11 | | 4 | | 4 | | 5 | | 15 | | 9 | | | |
| 07:30 | 42 | | 8 | | 17 | | 5 | | 59 | | 13 | | | |
| 07:45 | 12 | | 2 | | 31 | | 2 | | 43 | | 4 | | | |
| 08:00 | 5 | 26 | 3 | 15 | 12 | 24 | 3 | 14 | 17 | 50 | 6 | 29 | | |
| 08:15 | 5 | | 3 | | 3 | | 9 | | 8 | | 12 | | | |
| 08:30 | 5 | | 7 | | 2 | | 0 | | 7 | | 7 | | | |
| 08:45 | 11 | | 2 | | 7 | | 2 | | 18 | | 4 | | | |
| 09:00 | 6 | 31 | 4 | 9 | 14 | 38 | 2 | 9 | 20 | 69 | 6 | 18 | | |
| 09:15 | 12 | | 3 | | 11 | | 2 | | 23 | | 5 | | | |
| 09:30 | 3 | | 1 | | 6 | | 2 | | 9 | | 3 | | | |
| 09:45 | 10 | | 1 | | 7 | | 3 | | 17 | | 4 | | | |
| 10:00 | 10 | 28 | 3 | 6 | 5 | 31 | 1 | 2 | 15 | 59 | 4 | 8 | | |
| 10:15 | 2 | | 0 | | 6 | | 0 | | 8 | | 0 | | | |
| 10:30 | 6 | | 2 | | 6 | | 0 | | 12 | | 2 | | | |
| 10:45 | 10 | | 1 | | 14 | | 1 | | 24 | | 2 | | | |
| 11:00 | 9 | 23 | 0 | 1 | 10 | 27 | 1 | 5 | 19 | 50 | 1 | 6 | | |
| 11:15 | 3 | | 0 | | 4 | | 3 | | 7 | | 3 | | | |
| 11:30 | 6 | | 1 | | 3 | | 1 | | 9 | | 2 | | | |
| 11:45 | 5 | | 0 | | 10 | | 0 | | 15 | | 0 | | | |
| Totals | 205 | | 281 | | 182 | | 315 | | 387 | | 596 | | | |
| Split% | 53.0 | | 47.1 | | 47.0 | | 52.9 | | | | | | | |
| Day Totals | | 486 | | | | 497 | | | | 983 | | | | |
| Day Splits | | 49.4 | | | | 50.6 | | | | | | | | |
| Peak Hour | 07:15 | | 12:45 | | 07:15 | | 04:15 | | 07:15 | | 12:45 | | | |
| Volume | 70 | | 43 | | 64 | | 56 | | 134 | | 92 | | | |
| Factor | 0.42 | | 0.60 | | 0.52 | | 0.88 | | 0.57 | | 0.64 | | | |

City of San Clemente Engineering Division

Project: Las Bolas & Florencia Intersection Impv.
Survey Location: 132 Ave Florencia

Florencia132 P
Date Start: 19-Jun-18
Date End: 28-Jun-18

| Start Time | 18-Jun-18 | | Tue | | Wed | | Thu | | Fri | | Weekday Average | | Sat | | Sun | |
|------------|-----------|----|-------|-------|-------|-------|-------|-------|-------|-------|-----------------|-------|-------|-------|-------|-------|
| | WB | EB | WB | EB | WB | EB | WB | EB | WB | EB | WB | EB | WB | EB | WB | EB |
| 12:00 AM | * | * | * | * | 3 | 2 | 3 | 5 | 2 | 1 | 3 | 3 | 6 | 7 | 3 | 4 |
| 01:00 | * | * | * | * | 1 | 0 | 1 | 1 | 1 | 2 | 1 | 1 | 4 | 6 | 5 | 3 |
| 02:00 | * | * | * | * | 2 | 0 | 1 | 1 | 0 | 1 | 1 | 1 | 2 | 2 | 7 | 7 |
| 03:00 | * | * | * | * | 0 | 0 | 0 | 0 | 0 | 1 | 0 | 0 | 2 | 0 | 2 | 2 |
| 04:00 | * | * | * | * | 2 | 1 | 1 | 2 | 1 | 1 | 1 | 1 | 3 | 0 | 1 | 1 |
| 05:00 | * | * | * | * | 3 | 7 | 0 | 6 | 0 | 6 | 1 | 6 | 2 | 2 | 1 | 4 |
| 06:00 | * | * | * | * | 7 | 12 | 3 | 11 | 8 | 8 | 6 | 10 | 3 | 6 | 4 | 3 |
| 07:00 | * | * | * | * | 13 | 19 | 14 | 18 | 24 | 30 | 17 | 22 | 14 | 10 | 3 | 7 |
| 08:00 | * | * | * | * | 17 | 21 | 11 | 26 | 13 | 26 | 14 | 24 | 17 | 20 | 6 | 7 |
| 09:00 | * | * | * | * | 15 | 31 | 18 | 26 | 23 | 33 | 19 | 30 | 15 | 16 | 17 | 26 |
| 10:00 | * | * | 19 | 29 | 21 | 21 | 17 | 26 | 15 | 28 | 18 | 26 | 20 | 27 | 22 | 24 |
| 11:00 | * | * | 22 | 29 | 20 | 27 | 26 | 23 | 17 | 28 | 21 | 27 | 34 | 36 | 19 | 17 |
| 12:00 PM | * | * | 28 | 21 | 25 | 22 | 28 | 29 | 23 | 28 | 26 | 25 | 28 | 35 | 20 | 24 |
| 01:00 | * | * | 18 | 35 | 33 | 30 | 16 | 19 | 19 | 25 | 22 | 27 | 19 | 37 | 21 | 26 |
| 02:00 | * | * | 25 | 19 | 28 | 24 | 31 | 31 | 22 | 27 | 26 | 25 | 20 | 28 | 29 | 30 |
| 03:00 | * | * | 21 | 25 | 21 | 18 | 22 | 24 | 25 | 29 | 22 | 24 | 25 | 27 | 23 | 24 |
| 04:00 | * | * | 21 | 19 | 33 | 30 | 28 | 23 | 37 | 26 | 30 | 24 | 22 | 24 | 16 | 20 |
| 05:00 | * | * | 36 | 30 | 27 | 24 | 33 | 25 | 26 | 23 | 30 | 26 | 21 | 26 | 26 | 32 |
| 06:00 | * | * | 22 | 21 | 19 | 19 | 20 | 24 | 25 | 27 | 22 | 23 | 16 | 18 | 16 | 18 |
| 07:00 | * | * | 24 | 13 | 20 | 24 | 21 | 25 | 16 | 22 | 20 | 21 | 12 | 20 | 15 | 12 |
| 08:00 | * | * | 18 | 9 | 12 | 11 | 23 | 14 | 19 | 15 | 18 | 12 | 16 | 10 | 18 | 21 |
| 09:00 | * | * | 15 | 8 | 12 | 10 | 14 | 13 | 19 | 13 | 15 | 11 | 8 | 12 | 10 | 12 |
| 10:00 | * | * | 9 | 8 | 8 | 6 | 6 | 7 | 19 | 11 | 10 | 8 | 11 | 14 | 13 | 7 |
| 11:00 | * | * | 7 | 4 | 8 | 4 | 3 | 1 | 6 | 5 | 6 | 4 | 6 | 10 | 7 | 1 |
| Total | 0 | 0 | 285 | 270 | 350 | 363 | 340 | 380 | 360 | 416 | 349 | 381 | 324 | 396 | 298 | 332 |
| Day | 0 | | 555 | | 713 | | 720 | | 776 | | 730 | | 720 | | 630 | |
| AM Peak | - | - | 11:00 | 10:00 | 10:00 | 09:00 | 11:00 | 08:00 | 07:00 | 09:00 | 11:00 | 09:00 | 11:00 | 11:00 | 10:00 | 09:00 |
| Vol. | - | - | 22 | 29 | 21 | 31 | 26 | 26 | 24 | 33 | 21 | 30 | 34 | 36 | 22 | 26 |
| PM Peak | - | - | 17:00 | 13:00 | 13:00 | 13:00 | 17:00 | 14:00 | 16:00 | 15:00 | 16:00 | 13:00 | 12:00 | 13:00 | 14:00 | 17:00 |
| Vol. | - | - | 36 | 35 | 33 | 30 | 33 | 31 | 37 | 29 | 30 | 27 | 28 | 37 | 29 | 32 |

City of San Clemente Engineering Division

Project: Las Bolas & Florencia Intersection Impv.
Survey Location: 132 Ave Florencia

Florencia132 P
Date Start: 19-Jun-18
Date End: 28-Jun-18

| Start Time | 25-Jun-18 | | Tue | | Wed | | Thu | | Fri | | Weekday Average | | Sat | | Sun | |
|------------|-----------|-----------|-----------|-----------|-----------|-----------|-----------|-----------|-----|----|-----------------|-----------|-----|----|-----|----|
| | WB | EB | WB | EB | WB | EB | WB | EB | WB | EB | WB | EB | WB | EB | WB | EB |
| 12:00 AM | 1 | 3 | 3 | 1 | 4 | 3 | 3 | 5 | * | * | 3 | 3 | * | * | * | * |
| 01:00 | 1 | 0 | 0 | 2 | 1 | 1 | 3 | 2 | * | * | 1 | 1 | * | * | * | * |
| 02:00 | 0 | 0 | 1 | 1 | 2 | 3 | 1 | 3 | * | * | 1 | 2 | * | * | * | * |
| 03:00 | 0 | 0 | 0 | 0 | 0 | 0 | 1 | 0 | * | * | 0 | 0 | * | * | * | * |
| 04:00 | 2 | 2 | 2 | 0 | 1 | 2 | 2 | 1 | * | * | 2 | 1 | * | * | * | * |
| 05:00 | 2 | 5 | 3 | 3 | 0 | 1 | 2 | 7 | * | * | 2 | 4 | * | * | * | * |
| 06:00 | 11 | 11 | 9 | 12 | 8 | 16 | 9 | 8 | * | * | 9 | 12 | * | * | * | * |
| 07:00 | 12 | 18 | 17 | 21 | 16 | 22 | 10 | 19 | * | * | 14 | 20 | * | * | * | * |
| 08:00 | 14 | 29 | 14 | 26 | 12 | 21 | 18 | 23 | * | * | 14 | 25 | * | * | * | * |
| 09:00 | 24 | 18 | 20 | 20 | 18 | 28 | 12 | 13 | * | * | 18 | 20 | * | * | * | * |
| 10:00 | 23 | 22 | 24 | 33 | 20 | 14 | 4 | 0 | * | * | 18 | 17 | * | * | * | * |
| 11:00 | 21 | 24 | 26 | 24 | 28 | 30 | 13 | 0 | * | * | 22 | 20 | * | * | * | * |
| 12:00 PM | 25 | 44 | 35 | 22 | 28 | 20 | 16 | 0 | * | * | 26 | 22 | * | * | * | * |
| 01:00 | 26 | 30 | 18 | 31 | 38 | 36 | 5 | 1 | * | * | 22 | 24 | * | * | * | * |
| 02:00 | 21 | 24 | 20 | 22 | 23 | 29 | * | * | * | * | 21 | 25 | * | * | * | * |
| 03:00 | 32 | 22 | 23 | 23 | 31 | 23 | * | * | * | * | 29 | 23 | * | * | * | * |
| 04:00 | 30 | 32 | 25 | 26 | 32 | 28 | * | * | * | * | 29 | 29 | * | * | * | * |
| 05:00 | 35 | 27 | 40 | 30 | 36 | 34 | * | * | * | * | 37 | 30 | * | * | * | * |
| 06:00 | 22 | 31 | 28 | 36 | 23 | 32 | * | * | * | * | 24 | 33 | * | * | * | * |
| 07:00 | 14 | 28 | 28 | 25 | 21 | 16 | * | * | * | * | 21 | 23 | * | * | * | * |
| 08:00 | 14 | 18 | 18 | 16 | 18 | 23 | * | * | * | * | 17 | 19 | * | * | * | * |
| 09:00 | 17 | 15 | 16 | 18 | 11 | 9 | * | * | * | * | 15 | 14 | * | * | * | * |
| 10:00 | 7 | 10 | 9 | 11 | 7 | 5 | * | * | * | * | 8 | 9 | * | * | * | * |
| 11:00 | 4 | 9 | 3 | 6 | 5 | 2 | * | * | * | * | 4 | 6 | * | * | * | * |
| Total Day | 358 | 422 | 382 | 409 | 383 | 398 | 99 | 82 | 0 | 0 | 357 | 382 | 0 | 0 | 0 | 0 |
| AM Peak | 09:00 | 08:00 | 11:00 | 10:00 | 11:00 | 11:00 | 08:00 | 08:00 | - | - | 11:00 | 08:00 | - | - | - | - |
| Vol. | 24 | 29 | 26 | 33 | 28 | 30 | 18 | 23 | - | - | 22 | 25 | - | - | - | - |
| PM Peak | 17:00 | 12:00 | 17:00 | 18:00 | 13:00 | 13:00 | 12:00 | 13:00 | - | - | 17:00 | 18:00 | - | - | - | - |
| Vol. | 35 | 44 | 40 | 36 | 38 | 36 | 16 | 1 | - | - | 37 | 33 | - | - | - | - |

| | | | | | | | | |
|-------------|---------|----------|------|-----|-----|------|-----|-----|
| Comb. Total | 780 | 1346 | 1494 | 901 | 776 | 1469 | 720 | 630 |
| ADT | ADT 718 | AADT 718 | | | | | | |

City of San Clemente

Engineering Division

Project: Las Bolas & Florencia Intersection Impv.

Florencia133Processed
 Site Code: 133BOLAS
 Date Start: 27-Mar-17
 Date End: 03-Apr-17
 Las Bolas
 ECR Alley

| Start Time | 27-Mar-17 | | Tue | | Wed | | Thu | | Fri | | Sat | | Sun | | Week Average | |
|------------|-----------|-------|-------|-------|-------|-------|-------|-------|-------|-------|-------|-------|-------|-------|--------------|-------|
| | EB | WB | EB | WB | EB | WB | EB | WB | EB | WB | EB | WB | EB | WB | EB | WB |
| 12:00 AM | * | * | 0 | 0 | 2 | 1 | 0 | 2 | 4 | 4 | 4 | 5 | 0 | 7 | 2 | 3 |
| 01:00 | * | * | 1 | 1 | 2 | 1 | 1 | 0 | 2 | 1 | 0 | 2 | 0 | 7 | 1 | 2 |
| 02:00 | * | * | 0 | 0 | 0 | 0 | 0 | 0 | 0 | 0 | 2 | 1 | 0 | 1 | 0 | 0 |
| 03:00 | * | * | 0 | 0 | 0 | 0 | 1 | 0 | 0 | 0 | 1 | 1 | 0 | 3 | 0 | 1 |
| 04:00 | * | * | 3 | 0 | 2 | 2 | 2 | 1 | 5 | 2 | 4 | 2 | 0 | 3 | 3 | 2 |
| 05:00 | * | * | 8 | 2 | 6 | 1 | 3 | 2 | 6 | 2 | 1 | 2 | 0 | 1 | 4 | 2 |
| 06:00 | * | * | 16 | 5 | 12 | 3 | 3 | 11 | 10 | 7 | 3 | 2 | 0 | 9 | 7 | 6 |
| 07:00 | * | * | 25 | 20 | 26 | 12 | 30 | 19 | 20 | 21 | 10 | 7 | 0 | 13 | 18 | 15 |
| 08:00 | * | * | 19 | 19 | 17 | 19 | 18 | 10 | 22 | 23 | 30 | 14 | 0 | 26 | 18 | 18 |
| 09:00 | * | * | 25 | 22 | 22 | 21 | 20 | 17 | 30 | 22 | 33 | 25 | 0 | 40 | 22 | 24 |
| 10:00 | * | * | 24 | 17 | 22 | 24 | 25 | 17 | 20 | 25 | 32 | 20 | 0 | 53 | 20 | 26 |
| 11:00 | * | * | 27 | 24 | 24 | 16 | 20 | 32 | 16 | 25 | 38 | 39 | 0 | 59 | 21 | 32 |
| 12:00 PM | 28 | 22 | 24 | 28 | 27 | 27 | 23 | 22 | 35 | 34 | 36 | 27 | 0 | 47 | 25 | 30 |
| 01:00 | 31 | 17 | 29 | 29 | 25 | 19 | 20 | 28 | 26 | 21 | 29 | 32 | 3 | 42 | 23 | 27 |
| 02:00 | 26 | 42 | 24 | 24 | 29 | 32 | 36 | 24 | 35 | 35 | 7 | 46 | 28 | 28 | 26 | 33 |
| 03:00 | 31 | 35 | 28 | 37 | 24 | 30 | 21 | 23 | 22 | 35 | 0 | 54 | 19 | 29 | 21 | 35 |
| 04:00 | 21 | 26 | 22 | 33 | 21 | 38 | 37 | 38 | 33 | 27 | 0 | 45 | 44 | 25 | 25 | 33 |
| 05:00 | 36 | 34 | 30 | 27 | 31 | 37 | 29 | 27 | 34 | 28 | 0 | 59 | 25 | 21 | 26 | 33 |
| 06:00 | 27 | 21 | 29 | 25 | 21 | 39 | 26 | 25 | 35 | 37 | 0 | 47 | 24 | 25 | 23 | 31 |
| 07:00 | 28 | 23 | 19 | 21 | 21 | 25 | 24 | 21 | 27 | 20 | 0 | 40 | 17 | 23 | 19 | 25 |
| 08:00 | 10 | 14 | 10 | 14 | 19 | 15 | 19 | 17 | 13 | 17 | 0 | 33 | 9 | 16 | 11 | 18 |
| 09:00 | 8 | 16 | 12 | 21 | 10 | 9 | 8 | 10 | 19 | 17 | 0 | 31 | 10 | 14 | 10 | 17 |
| 10:00 | 7 | 8 | 8 | 11 | 4 | 7 | 5 | 5 | 17 | 13 | 0 | 12 | 9 | 7 | 7 | 9 |
| 11:00 | 4 | 5 | 5 | 7 | 3 | 4 | 7 | 4 | 10 | 10 | 0 | 14 | 2 | 5 | 4 | 7 |
| Lane Day | 257 | 263 | 388 | 387 | 370 | 382 | 378 | 355 | 441 | 426 | 230 | 560 | 190 | 504 | 336 | 429 |
| AM Peak | - | - | 11:00 | 11:00 | 07:00 | 10:00 | 07:00 | 11:00 | 09:00 | 10:00 | 11:00 | 11:00 | - | 11:00 | 09:00 | 11:00 |
| Vol. | - | - | 27 | 24 | 26 | 24 | 30 | 32 | 30 | 25 | 38 | 39 | - | 59 | 22 | 32 |
| PM Peak | 17:00 | 14:00 | 17:00 | 15:00 | 17:00 | 18:00 | 16:00 | 16:00 | 12:00 | 18:00 | 12:00 | 17:00 | 16:00 | 12:00 | 14:00 | 15:00 |
| Vol. | 36 | 42 | 30 | 37 | 31 | 39 | 37 | 38 | 35 | 37 | 36 | 59 | 44 | 47 | 26 | 35 |

City of San Clemente
Engineering Division

Project: Las Bolas & Florencia Intersection Impv.

Florencia133Processed
Site Code: 133BOLAS
Date Start: 27-Mar-17
Date End: 03-Apr-17
Las Bolas
ECR Alley

| Start Time | 03-Apr-17 | | Tue | | Wed | | Thu | | Fri | | Sat | | Sun | | Week Average | |
|------------|-----------|-------|-----|----|-----|----|-----|----|-----|----|-----|----|-----|-------|--------------|----|
| | EB | WB | EB | WB | EB | WB | EB | WB | EB | WB | EB | WB | EB | WB | EB | WB |
| 12:00 AM | 3 | 1 | * | * | * | * | * | * | * | * | * | * | * | * | 3 | 1 |
| 01:00 | 1 | 1 | * | * | * | * | * | * | * | * | * | * | * | * | 1 | 1 |
| 02:00 | 0 | 3 | * | * | * | * | * | * | * | * | * | * | * | 0 | 3 | |
| 03:00 | 0 | 0 | * | * | * | * | * | * | * | * | * | * | * | 0 | 0 | |
| 04:00 | 2 | 1 | * | * | * | * | * | * | * | * | * | * | * | 2 | 1 | |
| 05:00 | 2 | 2 | * | * | * | * | * | * | * | * | * | * | * | 2 | 2 | |
| 06:00 | 7 | 8 | * | * | * | * | * | * | * | * | * | * | * | 7 | 8 | |
| 07:00 | 15 | 7 | * | * | * | * | * | * | * | * | * | * | * | 15 | 7 | |
| 08:00 | 19 | 19 | * | * | * | * | * | * | * | * | * | * | * | 19 | 19 | |
| 09:00 | 24 | 17 | * | * | * | * | * | * | * | * | * | * | * | 24 | 17 | |
| 10:00 | 19 | 19 | * | * | * | * | * | * | * | * | * | * | * | 19 | 19 | |
| 11:00 | 29 | 35 | * | * | * | * | * | * | * | * | * | * | * | 29 | 35 | |
| 12:00 PM | 19 | 32 | * | * | * | * | * | * | * | * | * | * | * | 19 | 32 | |
| 01:00 | 20 | 20 | * | * | * | * | * | * | * | * | * | * | * | 20 | 20 | |
| 02:00 | * | * | * | * | * | * | * | * | * | * | * | * | * | * | * | |
| 03:00 | * | * | * | * | * | * | * | * | * | * | * | * | * | * | * | |
| 04:00 | * | * | * | * | * | * | * | * | * | * | * | * | * | * | * | |
| 05:00 | * | * | * | * | * | * | * | * | * | * | * | * | * | * | * | |
| 06:00 | * | * | * | * | * | * | * | * | * | * | * | * | * | * | * | |
| 07:00 | * | * | * | * | * | * | * | * | * | * | * | * | * | * | * | |
| 08:00 | * | * | * | * | * | * | * | * | * | * | * | * | * | * | * | |
| 09:00 | * | * | * | * | * | * | * | * | * | * | * | * | * | * | * | |
| 10:00 | * | * | * | * | * | * | * | * | * | * | * | * | * | * | * | |
| 11:00 | * | * | * | * | * | * | * | * | * | * | * | * | * | * | * | |
| Lane Day | 160 | 165 | 0 | 0 | 0 | 0 | 0 | 0 | 0 | 0 | 0 | 0 | 0 | 160 | 165 | |
| AM Peak | 11:00 | 11:00 | - | - | - | - | - | - | - | - | - | - | - | 11:00 | 11:00 | |
| Vol. | 29 | 35 | - | - | - | - | - | - | - | - | - | - | - | 29 | 35 | |
| PM Peak | 13:00 | 12:00 | - | - | - | - | - | - | - | - | - | - | - | 13:00 | 12:00 | |
| Vol. | 20 | 32 | - | - | - | - | - | - | - | - | - | - | - | 20 | 32 | |

| | | | | | | | | |
|-------------|---------|----------|-----|-----|-----|-----|-----|------|
| Comb. Total | 845 | 775 | 752 | 733 | 867 | 790 | 694 | 1090 |
| ADT | ADT 764 | AADT 764 | | | | | | |

City of San Clemente Engineering Division

Project: Las Bolas & Florencia Intersection Impv.
Survey Location: 141 Ave Florencia

Florencia 141_P
Date Start: 19-Jun-18
Date End: 28-Jun-18

| Start Time | 18-Jun-18 | | Tue | | Wed | | Thu | | Fri | | Weekday Average | | Sat | | Sun | |
|------------|-----------|----|-------|-------|-------|-------|-------|-------|-------|-------|-----------------|-------|-------|-------|-------|-------|
| | NB | SB | NB | SB | NB | SB | NB | SB | NB | SB | NB | SB | NB | SB | NB | SB |
| 12:00 AM | * | * | * | * | 2 | 4 | 2 | 3 | 1 | 1 | 2 | 3 | 7 | 6 | 6 | 1 |
| 01:00 | * | * | * | * | 1 | 1 | 1 | 3 | 2 | 1 | 1 | 2 | 6 | 5 | 3 | 1 |
| 02:00 | * | * | * | * | 0 | 1 | 0 | 0 | 0 | 0 | 0 | 0 | 1 | 0 | 3 | 2 |
| 03:00 | * | * | * | * | 1 | 1 | 1 | 1 | 2 | 0 | 1 | 1 | 0 | 2 | 2 | 3 |
| 04:00 | * | * | * | * | 4 | 1 | 7 | 0 | 3 | 1 | 5 | 1 | 1 | 0 | 0 | 2 |
| 05:00 | * | * | * | * | 11 | 1 | 10 | 2 | 9 | 0 | 10 | 1 | 3 | 0 | 1 | 0 |
| 06:00 | * | * | * | * | 16 | 5 | 20 | 0 | 21 | 3 | 19 | 3 | 7 | 2 | 10 | 2 |
| 07:00 | * | * | * | * | 32 | 9 | 31 | 12 | 33 | 19 | 32 | 13 | 34 | 8 | 17 | 6 |
| 08:00 | * | * | * | * | 42 | 7 | 42 | 8 | 43 | 4 | 42 | 6 | 21 | 6 | 18 | 7 |
| 09:00 | * | * | * | * | 31 | 10 | 33 | 12 | 38 | 11 | 34 | 11 | 33 | 12 | 25 | 13 |
| 10:00 | * | * | * | * | 22 | 8 | 25 | 12 | 36 | 8 | 28 | 9 | 39 | 15 | 48 | 12 |
| 11:00 | * | * | 33 | 12 | 23 | 12 | 23 | 14 | 39 | 11 | 30 | 12 | 46 | 16 | 29 | 15 |
| 12:00 PM | * | * | 30 | 19 | 36 | 20 | 33 | 13 | 37 | 14 | 34 | 16 | 33 | 18 | 24 | 12 |
| 01:00 | * | * | 39 | 11 | 41 | 14 | 24 | 12 | 26 | 13 | 32 | 12 | 47 | 14 | 26 | 14 |
| 02:00 | * | * | 31 | 18 | 35 | 21 | 39 | 18 | 31 | 17 | 34 | 18 | 31 | 15 | 32 | 17 |
| 03:00 | * | * | 35 | 15 | 30 | 22 | 39 | 19 | 32 | 18 | 34 | 18 | 36 | 15 | 40 | 13 |
| 04:00 | * | * | 34 | 22 | 44 | 19 | 26 | 17 | 34 | 30 | 34 | 22 | 33 | 13 | 31 | 15 |
| 05:00 | * | * | 34 | 19 | 33 | 29 | 33 | 24 | 46 | 25 | 36 | 24 | 33 | 15 | 33 | 25 |
| 06:00 | * | * | 31 | 21 | 32 | 13 | 36 | 20 | 24 | 15 | 31 | 17 | 17 | 12 | 20 | 15 |
| 07:00 | * | * | 13 | 21 | 19 | 16 | 31 | 10 | 28 | 20 | 23 | 17 | 25 | 15 | 23 | 9 |
| 08:00 | * | * | 13 | 19 | 23 | 18 | 18 | 19 | 26 | 15 | 20 | 18 | 11 | 14 | 19 | 20 |
| 09:00 | * | * | 14 | 11 | 14 | 11 | 20 | 19 | 21 | 14 | 17 | 14 | 18 | 7 | 12 | 6 |
| 10:00 | * | * | 5 | 11 | 8 | 12 | 16 | 7 | 17 | 12 | 12 | 10 | 19 | 9 | 7 | 10 |
| 11:00 | * | * | 8 | 7 | 6 | 7 | 5 | 4 | 4 | 4 | 6 | 6 | 9 | 5 | 10 | 7 |
| Total Day | 0 | 0 | 320 | 206 | 506 | 262 | 515 | 249 | 553 | 256 | 517 | 254 | 510 | 224 | 439 | 227 |
| AM Peak | - | - | 11:00 | 11:00 | 08:00 | 11:00 | 08:00 | 11:00 | 08:00 | 07:00 | 08:00 | 07:00 | 11:00 | 11:00 | 10:00 | 11:00 |
| Vol. | - | - | 33 | 12 | 42 | 12 | 42 | 14 | 43 | 19 | 42 | 13 | 46 | 16 | 48 | 15 |
| PM Peak | - | - | 13:00 | 16:00 | 16:00 | 17:00 | 14:00 | 17:00 | 17:00 | 16:00 | 17:00 | 17:00 | 13:00 | 12:00 | 15:00 | 17:00 |
| Vol. | - | - | 39 | 22 | 44 | 29 | 39 | 24 | 46 | 30 | 36 | 24 | 47 | 18 | 40 | 25 |

City of San Clemente Engineering Division

Project: Las Bolas & Florencia Intersection Impv.
Survey Location: 141 Ave Florencia

Florencia 141_P
Date Start: 19-Jun-18
Date End: 28-Jun-18

| Start Time | 25-Jun-18 | | Tue | | Wed | | Thu | | Fri | | Weekday Average | | Sat | | Sun | |
|------------|-----------|-------|-------|-------|-------|-------|-------|-------|-----|----|-----------------|-------|-----|----|-----|----|
| | NB | SB | NB | SB | NB | SB | NB | SB | NB | SB | NB | SB | NB | SB | NB | SB |
| 12:00 AM | 2 | 0 | 0 | 4 | 0 | 3 | 4 | 4 | * | * | 2 | 3 | * | * | * | * |
| 01:00 | 0 | 0 | 4 | 1 | 0 | 0 | 2 | 2 | * | * | 2 | 1 | * | * | * | * |
| 02:00 | 1 | 0 | 1 | 0 | 2 | 2 | 2 | 2 | * | * | 2 | 1 | * | * | * | * |
| 03:00 | 1 | 0 | 1 | 3 | 1 | 0 | 2 | 1 | * | * | 1 | 1 | * | * | * | * |
| 04:00 | 0 | 1 | 1 | 1 | 4 | 1 | 1 | 0 | * | * | 2 | 1 | * | * | * | * |
| 05:00 | 9 | 1 | 12 | 0 | 10 | 1 | 9 | 1 | * | * | 10 | 1 | * | * | * | * |
| 06:00 | 15 | 2 | 20 | 5 | 25 | 6 | 12 | 3 | * | * | 18 | 4 | * | * | * | * |
| 07:00 | 31 | 6 | 30 | 6 | 26 | 12 | 39 | 3 | * | * | 32 | 7 | * | * | * | * |
| 08:00 | 36 | 5 | 58 | 8 | 44 | 8 | 58 | 11 | * | * | 49 | 8 | * | * | * | * |
| 09:00 | 38 | 9 | 44 | 12 | 46 | 21 | 42 | 21 | * | * | 42 | 16 | * | * | * | * |
| 10:00 | 35 | 11 | 50 | 20 | 25 | 17 | 34 | 11 | * | * | 36 | 15 | * | * | * | * |
| 11:00 | 40 | 22 | 29 | 16 | 40 | 15 | 34 | 17 | * | * | 36 | 18 | * | * | * | * |
| 12:00 PM | 41 | 20 | 33 | 16 | 25 | 16 | 29 | 14 | * | * | 32 | 16 | * | * | * | * |
| 01:00 | 34 | 16 | 50 | 15 | 51 | 28 | 50 | 14 | * | * | 46 | 18 | * | * | * | * |
| 02:00 | 30 | 15 | 32 | 12 | 34 | 17 | * | * | * | * | 32 | 15 | * | * | * | * |
| 03:00 | 40 | 19 | 30 | 19 | 35 | 25 | * | * | * | * | 35 | 21 | * | * | * | * |
| 04:00 | 41 | 20 | 33 | 15 | 33 | 25 | * | * | * | * | 36 | 20 | * | * | * | * |
| 05:00 | 34 | 30 | 35 | 31 | 38 | 21 | * | * | * | * | 36 | 27 | * | * | * | * |
| 06:00 | 35 | 18 | 29 | 19 | 47 | 22 | * | * | * | * | 37 | 20 | * | * | * | * |
| 07:00 | 39 | 11 | 31 | 26 | 23 | 18 | * | * | * | * | 31 | 18 | * | * | * | * |
| 08:00 | 23 | 7 | 20 | 21 | 20 | 18 | * | * | * | * | 21 | 15 | * | * | * | * |
| 09:00 | 21 | 18 | 22 | 10 | 13 | 11 | * | * | * | * | 19 | 13 | * | * | * | * |
| 10:00 | 9 | 7 | 13 | 10 | 13 | 10 | * | * | * | * | 12 | 9 | * | * | * | * |
| 11:00 | 7 | 4 | 9 | 6 | 6 | 4 | * | * | * | * | 7 | 5 | * | * | * | * |
| Total Day | 562 | 242 | 587 | 276 | 561 | 301 | 318 | 104 | 0 | 0 | 576 | 273 | 0 | 0 | 0 | 0 |
| AM Peak | 11:00 | 11:00 | 08:00 | 10:00 | 09:00 | 09:00 | 08:00 | 09:00 | - | - | 08:00 | 11:00 | - | - | - | - |
| Vol. | 40 | 22 | 58 | 20 | 46 | 21 | 58 | 21 | - | - | 49 | 18 | - | - | - | - |
| PM Peak | 12:00 | 17:00 | 13:00 | 17:00 | 13:00 | 13:00 | 13:00 | 12:00 | - | - | 13:00 | 17:00 | - | - | - | - |
| Vol. | 41 | 30 | 50 | 31 | 51 | 28 | 50 | 14 | - | - | 46 | 27 | - | - | - | - |

| | | | | | | | | |
|-------------|---------|----------|------|------|-----|------|-----|-----|
| Comb. Total | 804 | 1389 | 1630 | 1186 | 809 | 1620 | 734 | 666 |
| ADT | ADT 785 | AADT 785 | | | | | | |

City of San Clemente Engineering Division

Project: Las Bolas & Florencia Intersection Impv.

Florencia 142 P
Site Code: 142FLOR
Date Start: 27-Mar-17
Date End: 03-Apr-17
Las Bolas
Hacienda

| Start Time | 27-Mar-17 | | Tue | | Wed | | Thu | | Fri | | Sat | | Sun | | Week Average | |
|------------|-----------|-------|-------|-------|-------|-------|-------|-------|-------|-------|-------|-------|-------|-------|--------------|-------|
| | SB | NB | SB | NB | SB | NB | SB | NB | SB | NB | SB | NB | SB | NB | SB | NB |
| 12:00 AM | * | * | 4 | 1 | 5 | 0 | 1 | 1 | 2 | 0 | 6 | 1 | 3 | 2 | 4 | 1 |
| 01:00 | * | * | 1 | 2 | 1 | 1 | 2 | 2 | 2 | 0 | 4 | 3 | 4 | 3 | 2 | 2 |
| 02:00 | * | * | 1 | 0 | 0 | 0 | 0 | 0 | 1 | 0 | 6 | 1 | 0 | 0 | 1 | 0 |
| 03:00 | * | * | 1 | 0 | 0 | 0 | 1 | 0 | 2 | 0 | 1 | 1 | 0 | 0 | 1 | 0 |
| 04:00 | * | * | 4 | 0 | 1 | 1 | 1 | 0 | 2 | 0 | 4 | 2 | 1 | 1 | 2 | 1 |
| 05:00 | * | * | 13 | 1 | 12 | 1 | 8 | 0 | 11 | 0 | 4 | 1 | 3 | 0 | 8 | 0 |
| 06:00 | * | * | 24 | 3 | 20 | 3 | 25 | 2 | 22 | 0 | 4 | 1 | 8 | 3 | 17 | 2 |
| 07:00 | * | * | 49 | 13 | 45 | 12 | 45 | 14 | 38 | 12 | 21 | 4 | 13 | 3 | 35 | 10 |
| 08:00 | * | * | 47 | 8 | 48 | 12 | 46 | 8 | 54 | 13 | 35 | 12 | 18 | 5 | 41 | 10 |
| 09:00 | * | * | 44 | 21 | 28 | 9 | 27 | 13 | 42 | 23 | 28 | 25 | 36 | 11 | 34 | 17 |
| 10:00 | * | * | 31 | 11 | 26 | 18 | 24 | 9 | 26 | 14 | 36 | 18 | 42 | 14 | 31 | 14 |
| 11:00 | * | * | 39 | 14 | 28 | 11 | 33 | 14 | 26 | 11 | 43 | 22 | 45 | 18 | 36 | 15 |
| 12:00 PM | 27 | 19 | 31 | 23 | 28 | 15 | 27 | 17 | 26 | 20 | 35 | 15 | 62 | 18 | 34 | 18 |
| 01:00 | 20 | 12 | 52 | 21 | 24 | 18 | 19 | 14 | 44 | 20 | 33 | 19 | 27 | 16 | 31 | 17 |
| 02:00 | 45 | 32 | 31 | 14 | 52 | 29 | 45 | 20 | 41 | 26 | 33 | 13 | 30 | 15 | 40 | 21 |
| 03:00 | 43 | 25 | 26 | 28 | 48 | 18 | 31 | 20 | 48 | 22 | 29 | 29 | 32 | 20 | 37 | 23 |
| 04:00 | 37 | 16 | 38 | 14 | 12 | 41 | 34 | 25 | 36 | 26 | 35 | 17 | 37 | 11 | 33 | 21 |
| 05:00 | 38 | 28 | 31 | 38 | 0 | 54 | 43 | 22 | 41 | 25 | 30 | 18 | 34 | 16 | 31 | 29 |
| 06:00 | 31 | 19 | 47 | 19 | 20 | 43 | 44 | 0 | 29 | 22 | 32 | 21 | 27 | 25 | 33 | 21 |
| 07:00 | 31 | 26 | 23 | 16 | 24 | 27 | 49 | 0 | 30 | 16 | 28 | 18 | 21 | 23 | 29 | 18 |
| 08:00 | 23 | 8 | 16 | 17 | 30 | 13 | 27 | 0 | 21 | 15 | 25 | 12 | 12 | 13 | 22 | 11 |
| 09:00 | 6 | 10 | 19 | 17 | 18 | 13 | 28 | 0 | 14 | 11 | 17 | 10 | 13 | 10 | 16 | 10 |
| 10:00 | 7 | 8 | 6 | 11 | 5 | 6 | 9 | 0 | 14 | 14 | 15 | 14 | 8 | 5 | 9 | 8 |
| 11:00 | 4 | 5 | 5 | 4 | 5 | 6 | 18 | 0 | 11 | 11 | 8 | 11 | 4 | 7 | 8 | 6 |
| Lane Day | 312 | 208 | 583 | 296 | 480 | 351 | 587 | 181 | 583 | 301 | 512 | 288 | 480 | 239 | 535 | 275 |
| AM Peak | - | - | 07:00 | 09:00 | 08:00 | 10:00 | 08:00 | 07:00 | 08:00 | 09:00 | 11:00 | 09:00 | 11:00 | 11:00 | 08:00 | 09:00 |
| Vol. | - | - | 49 | 21 | 48 | 18 | 46 | 14 | 54 | 23 | 43 | 25 | 45 | 18 | 41 | 17 |
| PM Peak | 14:00 | 14:00 | 13:00 | 17:00 | 14:00 | 17:00 | 19:00 | 16:00 | 15:00 | 14:00 | 12:00 | 15:00 | 12:00 | 18:00 | 14:00 | 17:00 |
| Vol. | 45 | 32 | 52 | 38 | 52 | 54 | 49 | 25 | 48 | 26 | 35 | 29 | 62 | 25 | 40 | 29 |

City of San Clemente
Engineering Division

Project: Las Bolas & Florencia Intersection Impv.

Florencia 142 P
Site Code: 142FLOR
Date Start: 27-Mar-17
Date End: 03-Apr-17
Las Bolas
Hacienda

| Start Time | 03-Apr-17 | | Tue | | Wed | | Thu | | Fri | | Sat | | Sun | | Week Average | | |
|------------|-----------|-------|-----|----|-----|----|-----|----|-----|----|-----|----|-----|----|--------------|-------|-------|
| | SB | NB | SB | NB | SB | NB | SB | NB | SB | NB | SB | NB | SB | NB | SB | NB | |
| 12:00 AM | 6 | 3 | * | * | * | * | * | * | * | * | * | * | * | * | 6 | 3 | |
| 01:00 | 3 | 1 | * | * | * | * | * | * | * | * | * | * | * | * | 3 | 1 | |
| 02:00 | 0 | 1 | * | * | * | * | * | * | * | * | * | * | * | * | 0 | 1 | |
| 03:00 | 0 | 0 | * | * | * | * | * | * | * | * | * | * | * | * | 0 | 0 | |
| 04:00 | 3 | 0 | * | * | * | * | * | * | * | * | * | * | * | * | 3 | 0 | |
| 05:00 | 6 | 1 | * | * | * | * | * | * | * | * | * | * | * | * | 6 | 1 | |
| 06:00 | 21 | 1 | * | * | * | * | * | * | * | * | * | * | * | * | 21 | 1 | |
| 07:00 | 34 | 6 | * | * | * | * | * | * | * | * | * | * | * | * | 34 | 6 | |
| 08:00 | 39 | 13 | * | * | * | * | * | * | * | * | * | * | * | * | 39 | 13 | |
| 09:00 | 29 | 9 | * | * | * | * | * | * | * | * | * | * | * | * | 29 | 9 | |
| 10:00 | 29 | 22 | * | * | * | * | * | * | * | * | * | * | * | * | 29 | 22 | |
| 11:00 | 32 | 8 | * | * | * | * | * | * | * | * | * | * | * | * | 32 | 8 | |
| 12:00 PM | 26 | 20 | * | * | * | * | * | * | * | * | * | * | * | * | 26 | 20 | |
| 01:00 | 18 | 11 | * | * | * | * | * | * | * | * | * | * | * | * | 18 | 11 | |
| 02:00 | * | * | * | * | * | * | * | * | * | * | * | * | * | * | * | * | |
| 03:00 | * | * | * | * | * | * | * | * | * | * | * | * | * | * | * | * | |
| 04:00 | * | * | * | * | * | * | * | * | * | * | * | * | * | * | * | * | |
| 05:00 | * | * | * | * | * | * | * | * | * | * | * | * | * | * | * | * | |
| 06:00 | * | * | * | * | * | * | * | * | * | * | * | * | * | * | * | * | |
| 07:00 | * | * | * | * | * | * | * | * | * | * | * | * | * | * | * | * | |
| 08:00 | * | * | * | * | * | * | * | * | * | * | * | * | * | * | * | * | |
| 09:00 | * | * | * | * | * | * | * | * | * | * | * | * | * | * | * | * | |
| 10:00 | * | * | * | * | * | * | * | * | * | * | * | * | * | * | * | * | |
| 11:00 | * | * | * | * | * | * | * | * | * | * | * | * | * | * | * | * | |
| Lane Day | 246 | 96 | 0 | 0 | 0 | 0 | 0 | 0 | 0 | 0 | 0 | 0 | 0 | 0 | 0 | 246 | 96 |
| AM Peak | 08:00 | 10:00 | - | - | - | - | - | - | - | - | - | - | - | - | - | 08:00 | 10:00 |
| Vol. | 39 | 22 | - | - | - | - | - | - | - | - | - | - | - | - | - | 39 | 22 |
| PM Peak | 12:00 | 12:00 | - | - | - | - | - | - | - | - | - | - | - | - | - | 12:00 | 12:00 |
| Vol. | 26 | 20 | - | - | - | - | - | - | - | - | - | - | - | - | - | 26 | 20 |

| | | | | | | | | |
|-------------|---------|----------|-----|-----|-----|-----|-----|------|
| Comb. Total | 862 | 879 | 831 | 768 | 884 | 800 | 719 | 1152 |
| ADT | ADT 806 | AADT 806 | | | | | | |

City of San Clemente

Engineering Division

Project: Traffic Signal Warrant
 Location: Camino Vera Cruz & Costa/Forster Ranch Park
 Survey Location: FR Park WB at Vera Cruz

forster ranch park wb at vera cruz
 Site Code: PARK

Date Start: 10-May-16
 Date End: 16-May-16
 Date Printed: 16-May-16

| Start Time | Mon 09-May-16 | Tue 10-May-16 | Wed 11-May-16 | Thu 12-May-16 | Fri 13-May-16 | Average Day | Sat 14-May-16 | Sun 15-May-16 | Week Average | | | | | |
|--------------|------------------|------------------|------------------|------------------|------------------|----------------|------------------|------------------|-----------------|-------|---|-------|---|---|
| 12:00 AM | * | * | 2 | 0 | 3 | 2 | 4 | 1 | 2 | | | | | |
| 01:00 | * | * | 1 | 0 | 0 | 0 | 0 | 8 | 2 | | | | | |
| 02:00 | * | * | 0 | 0 | 0 | 0 | 0 | 4 | 1 | | | | | |
| 03:00 | * | * | 0 | 0 | 0 | 0 | 0 | 0 | 0 | | | | | |
| 04:00 | * | * | 0 | 0 | 0 | 0 | 0 | 0 | 0 | | | | | |
| 05:00 | * | * | 0 | 0 | 0 | 0 | 0 | 0 | 0 | | | | | |
| 06:00 | * | * | 4 | 2 | 0 | 2 | 2 | 3 | 2 | | | | | |
| 07:00 | * | * | 145 | 138 | 136 | 140 | 11 | 3 | 87 | | | | | |
| 08:00 | * | * | 127 | 132 | 148 | 136 | 9 | 1 | 83 | | | | | |
| 09:00 | * | * | 13 | 19 | 14 | 15 | 19 | 3 | 14 | | | | | |
| 10:00 | * | * | 12 | 24 | 20 | 19 | 22 | 17 | 19 | | | | | |
| 11:00 | * | 24 | 31 | 21 | 17 | 23 | 34 | 14 | 24 | | | | | |
| 12:00 PM | * | 44 | 22 | 13 | 18 | 24 | 38 | 20 | 26 | | | | | |
| 01:00 | * | 85 | 16 | 18 | 11 | 32 | 46 | 22 | 33 | | | | | |
| 02:00 | * | 52 | 100 | 106 | 121 | 95 | 15 | 27 | 70 | | | | | |
| 03:00 | * | 142 | 131 | 127 | 141 | 135 | 12 | 26 | 96 | | | | | |
| 04:00 | * | 77 | 47 | 50 | 24 | 50 | 14 | 23 | 39 | | | | | |
| 05:00 | * | 21 | 44 | 40 | 18 | 31 | 9 | 21 | 26 | | | | | |
| 06:00 | * | 41 | 42 | 70 | 13 | 42 | 9 | 8 | 30 | | | | | |
| 07:00 | * | 12 | 36 | 27 | 6 | 20 | 4 | 25 | 18 | | | | | |
| 08:00 | * | 9 | 34 | 16 | 6 | 16 | 2 | 14 | 14 | | | | | |
| 09:00 | * | 8 | 6 | 5 | 4 | 6 | 6 | 3 | 5 | | | | | |
| 10:00 | * | 0 | 3 | 5 | 12 | 5 | 1 | 1 | 4 | | | | | |
| 11:00 | * | 1 | 1 | 2 | 1 | 1 | 2 | 0 | 1 | | | | | |
| Day Total | 0 | 516 | 817 | 815 | 713 | 794 | 259 | 244 | 596 | | | | | |
| % Avg. WkDay | 0.0% | 65.0% | 102.9% | 102.6% | 89.8% | | | | | | | | | |
| % Avg. Week | 0.0% | 86.6% | 137.1% | 136.7% | 119.6% | 133.2% | 43.5% | 40.9% | | | | | | |
| AM Peak | - | 11:00 | 07:00 | 07:00 | 08:00 | - | 07:00 | - | 11:00 | 10:00 | - | 07:00 | - | - |
| Vol. | - | 24 | 145 | 138 | 148 | - | 140 | - | 34 | 17 | - | 87 | - | - |
| PM Peak | - | 15:00 | 15:00 | 15:00 | 15:00 | - | 15:00 | - | 13:00 | 14:00 | - | 15:00 | - | - |
| Vol. | - | 142 | 131 | 127 | 141 | - | 135 | - | 46 | 27 | - | 96 | - | - |

City of San Clemente
Engineering Division

Project: Traffic Signal Warrant
Location: Camino Vera Cruz & Costa/Forster Ranch Park
Survey Location: FR Park WB at Vera Cruz

forster ranch park wb at vera cruz
Site Code: PARK

Date Start: 10-May-16
Date End: 16-May-16
Date Printed: 16-May-16

| Start Time | Mon 16-May-16 | Tue 17-May-16 | Wed 18-May-16 | Thu 19-May-16 | Fri 20-May-16 | Average Day | Sat 21-May-16 | Sun 22-May-16 | Week Average |
|--------------|------------------|------------------|------------------|------------------|------------------|----------------|------------------|------------------|-----------------|
| 12:00 AM | 0 | * | * | * | * | 0 | * | * | 0 |
| 01:00 | 0 | * | * | * | * | 0 | * | * | 0 |
| 02:00 | 0 | * | * | * | * | 0 | * | * | 0 |
| 03:00 | 0 | * | * | * | * | 0 | * | * | 0 |
| 04:00 | 2 | * | * | * | * | 2 | * | * | 2 |
| 05:00 | 0 | * | * | * | * | 0 | * | * | 0 |
| 06:00 | 2 | * | * | * | * | 2 | * | * | 2 |
| 07:00 | 165 | * | * | * | * | 165 | * | * | 165 |
| 08:00 | 152 | * | * | * | * | 152 | * | * | 152 |
| 09:00 | 8 | * | * | * | * | 8 | * | * | 8 |
| 10:00 | * | * | * | * | * | * | * | * | * |
| 11:00 | * | * | * | * | * | * | * | * | * |
| 12:00 PM | * | * | * | * | * | * | * | * | * |
| 01:00 | * | * | * | * | * | * | * | * | * |
| 02:00 | * | * | * | * | * | * | * | * | * |
| 03:00 | * | * | * | * | * | * | * | * | * |
| 04:00 | * | * | * | * | * | * | * | * | * |
| 05:00 | * | * | * | * | * | * | * | * | * |
| 06:00 | * | * | * | * | * | * | * | * | * |
| 07:00 | * | * | * | * | * | * | * | * | * |
| 08:00 | * | * | * | * | * | * | * | * | * |
| 09:00 | * | * | * | * | * | * | * | * | * |
| 10:00 | * | * | * | * | * | * | * | * | * |
| 11:00 | * | * | * | * | * | * | * | * | * |
| Day Total | 329 | 0 | 0 | 0 | 0 | 329 | 0 | 0 | 329 |
| % Avg. WkDay | 100.0% | 0.0% | 0.0% | 0.0% | 0.0% | | | | |
| % Avg. Week | 100.0% | 0.0% | 0.0% | 0.0% | 0.0% | 100.0% | 0.0% | 0.0% | |
| AM Peak | 07:00 | - | - | - | - | 07:00 | - | - | 07:00 |
| Vol. | 165 | - | - | - | - | 165 | - | - | 165 |
| PM Peak | - | - | - | - | - | - | - | - | - |
| Vol. | - | - | - | - | - | - | - | - | - |
| Grand Total | 329 | 516 | 817 | 815 | 713 | 1123 | 259 | 244 | 925 |

ADT

ADT 619

AADT 619

City of San Clemente

Engineering Division

Project: Traffic Signal Warrant
 Location: Camino Vera Cruz & Costa/Forster Ranch Park
 Survey Location: FR Park WB at Vera Cruz

forster ranch park wb at vera cruz
 Site Code: PARK

Date Start: 10-May-16
 Date End: 16-May-16
 Date Printed: 16-May-16

| Start Time | Mon 09-May-16 | Tue 10-May-16 | Wed 11-May-16 | Thu 12-May-16 | Fri 13-May-16 | Average Day | Sat 14-May-16 | Sun 15-May-16 | Week Average | | | | | |
|--------------|------------------|------------------|------------------|------------------|------------------|----------------|------------------|------------------|-----------------|-------|---|-------|---|---|
| 12:00 AM | * | * | 2 | 0 | 3 | 2 | 4 | 1 | 2 | | | | | |
| 01:00 | * | * | 1 | 0 | 0 | 0 | 0 | 8 | 2 | | | | | |
| 02:00 | * | * | 0 | 0 | 0 | 0 | 0 | 4 | 1 | | | | | |
| 03:00 | * | * | 0 | 0 | 0 | 0 | 0 | 0 | 0 | | | | | |
| 04:00 | * | * | 0 | 0 | 0 | 0 | 0 | 0 | 0 | | | | | |
| 05:00 | * | * | 0 | 0 | 0 | 0 | 0 | 0 | 0 | | | | | |
| 06:00 | * | * | 4 | 2 | 0 | 2 | 2 | 3 | 2 | | | | | |
| 07:00 | * | * | 145 | 138 | 136 | 140 | 11 | 3 | 87 | | | | | |
| 08:00 | * | * | 127 | 132 | 148 | 136 | 9 | 1 | 83 | | | | | |
| 09:00 | * | * | 13 | 19 | 14 | 15 | 19 | 3 | 14 | | | | | |
| 10:00 | * | * | 12 | 24 | 20 | 19 | 22 | 17 | 19 | | | | | |
| 11:00 | * | 24 | 31 | 21 | 17 | 23 | 34 | 14 | 24 | | | | | |
| 12:00 PM | * | 44 | 22 | 13 | 18 | 24 | 38 | 20 | 26 | | | | | |
| 01:00 | * | 85 | 16 | 18 | 11 | 32 | 46 | 22 | 33 | | | | | |
| 02:00 | * | 52 | 100 | 106 | 121 | 95 | 15 | 27 | 70 | | | | | |
| 03:00 | * | 142 | 131 | 127 | 141 | 135 | 12 | 26 | 96 | | | | | |
| 04:00 | * | 77 | 47 | 50 | 24 | 50 | 14 | 23 | 39 | | | | | |
| 05:00 | * | 21 | 44 | 40 | 18 | 31 | 9 | 21 | 26 | | | | | |
| 06:00 | * | 41 | 42 | 70 | 13 | 42 | 9 | 8 | 30 | | | | | |
| 07:00 | * | 12 | 36 | 27 | 6 | 20 | 4 | 25 | 18 | | | | | |
| 08:00 | * | 9 | 34 | 16 | 6 | 16 | 2 | 14 | 14 | | | | | |
| 09:00 | * | 8 | 6 | 5 | 4 | 6 | 6 | 3 | 5 | | | | | |
| 10:00 | * | 0 | 3 | 5 | 12 | 5 | 1 | 1 | 4 | | | | | |
| 11:00 | * | 1 | 1 | 2 | 1 | 1 | 2 | 0 | 1 | | | | | |
| Day Total | 0 | 516 | 817 | 815 | 713 | 794 | 259 | 244 | 596 | | | | | |
| % Avg. WkDay | 0.0% | 65.0% | 102.9% | 102.6% | 89.8% | | | | | | | | | |
| % Avg. Week | 0.0% | 86.6% | 137.1% | 136.7% | 119.6% | 133.2% | 43.5% | 40.9% | | | | | | |
| AM Peak | - | 11:00 | 07:00 | 07:00 | 08:00 | - | 07:00 | - | 11:00 | 10:00 | - | 07:00 | - | - |
| Vol. | - | 24 | 145 | 138 | 148 | - | 140 | - | 34 | 17 | - | 87 | - | - |
| PM Peak | - | 15:00 | 15:00 | 15:00 | 15:00 | - | 15:00 | - | 13:00 | 14:00 | - | 15:00 | - | - |
| Vol. | - | 142 | 131 | 127 | 141 | - | 135 | - | 46 | 27 | - | 96 | - | - |

City of San Clemente
Engineering Division

Project: Traffic Signal Warrant
Location: Camino Vera Cruz & Costa/Forster Ranch Park
Survey Location: FR Park WB at Vera Cruz

forster ranch park wb at vera cruz
Site Code: PARK

Date Start: 10-May-16
Date End: 16-May-16
Date Printed: 16-May-16

| Start Time | Mon 16-May-16 | Tue 17-May-16 | Wed 18-May-16 | Thu 19-May-16 | Fri 20-May-16 | Average Day | Sat 21-May-16 | Sun 22-May-16 | Week Average |
|--------------|------------------|------------------|------------------|------------------|------------------|----------------|------------------|------------------|-----------------|
| 12:00 AM | 0 | * | * | * | * | 0 | * | * | 0 |
| 01:00 | 0 | * | * | * | * | 0 | * | * | 0 |
| 02:00 | 0 | * | * | * | * | 0 | * | * | 0 |
| 03:00 | 0 | * | * | * | * | 0 | * | * | 0 |
| 04:00 | 2 | * | * | * | * | 2 | * | * | 2 |
| 05:00 | 0 | * | * | * | * | 0 | * | * | 0 |
| 06:00 | 2 | * | * | * | * | 2 | * | * | 2 |
| 07:00 | 165 | * | * | * | * | 165 | * | * | 165 |
| 08:00 | 152 | * | * | * | * | 152 | * | * | 152 |
| 09:00 | 8 | * | * | * | * | 8 | * | * | 8 |
| 10:00 | * | * | * | * | * | * | * | * | * |
| 11:00 | * | * | * | * | * | * | * | * | * |
| 12:00 PM | * | * | * | * | * | * | * | * | * |
| 01:00 | * | * | * | * | * | * | * | * | * |
| 02:00 | * | * | * | * | * | * | * | * | * |
| 03:00 | * | * | * | * | * | * | * | * | * |
| 04:00 | * | * | * | * | * | * | * | * | * |
| 05:00 | * | * | * | * | * | * | * | * | * |
| 06:00 | * | * | * | * | * | * | * | * | * |
| 07:00 | * | * | * | * | * | * | * | * | * |
| 08:00 | * | * | * | * | * | * | * | * | * |
| 09:00 | * | * | * | * | * | * | * | * | * |
| 10:00 | * | * | * | * | * | * | * | * | * |
| 11:00 | * | * | * | * | * | * | * | * | * |
| Day Total | 329 | 0 | 0 | 0 | 0 | 329 | 0 | 0 | 329 |
| % Avg. WkDay | 100.0% | 0.0% | 0.0% | 0.0% | 0.0% | | | | |
| % Avg. Week | 100.0% | 0.0% | 0.0% | 0.0% | 0.0% | 100.0% | 0.0% | 0.0% | |
| AM Peak | 07:00 | - | - | - | - | 07:00 | - | - | 07:00 |
| Vol. | 165 | - | - | - | - | 165 | - | - | 165 |
| PM Peak | - | - | - | - | - | - | - | - | - |
| Vol. | - | - | - | - | - | - | - | - | - |
| Grand Total | 329 | 516 | 817 | 815 | 713 | 1123 | 259 | 244 | 925 |

ADT

ADT 619

AADT 619

Transportation Studies, Inc.

2640 Walnut Avenue, Suite L
Tustin, CA. 92780

Location : AVENIDA FRESAS
Segment : N/O CALLE SALUDA
Client : CITY SAN CLEMENT

Site: AN CLEMENTE
Date: 02/19/19

| Interval | NB | | | | SB | | | | Combined | | Day: | Tuesday |
|------------|-------|-------|-------|-----|-------|-------|-------|-----|----------|-------|-------|---------|
| | AM | | PM | | AM | | PM | | AM | PM | | |
| 12:00 | 4 | 8 | 28 | 107 | 2 | 8 | 16 | 76 | 6 | 16 | 44 | 183 |
| 12:15 | 4 | | 17 | | 5 | | 16 | | 9 | | 33 | |
| 12:30 | 0 | | 46 | | 1 | | 20 | | 1 | | 66 | |
| 12:45 | 0 | | 16 | | 0 | | 24 | | 0 | | 40 | |
| 01:00 | 1 | 1 | 23 | 111 | 0 | 0 | 20 | 90 | 1 | 1 | 43 | 201 |
| 01:15 | 0 | | 32 | | 0 | | 25 | | 0 | | 57 | |
| 01:30 | 0 | | 32 | | 0 | | 20 | | 0 | | 52 | |
| 01:45 | 0 | | 24 | | 0 | | 25 | | 0 | | 49 | |
| 02:00 | 1 | 2 | 32 | 110 | 0 | 1 | 14 | 84 | 1 | 3 | 46 | 194 |
| 02:15 | 1 | | 28 | | 1 | | 21 | | 2 | | 49 | |
| 02:30 | 0 | | 22 | | 0 | | 21 | | 0 | | 43 | |
| 02:45 | 0 | | 28 | | 0 | | 28 | | 0 | | 56 | |
| 03:00 | 0 | 2 | 38 | 121 | 0 | 3 | 24 | 105 | 0 | 5 | 62 | 226 |
| 03:15 | 2 | | 26 | | 2 | | 36 | | 4 | | 62 | |
| 03:30 | 0 | | 35 | | 0 | | 25 | | 0 | | 60 | |
| 03:45 | 0 | | 22 | | 1 | | 20 | | 1 | | 42 | |
| 04:00 | 0 | 0 | 28 | 102 | 0 | 2 | 22 | 98 | 0 | 2 | 50 | 200 |
| 04:15 | 0 | | 33 | | 0 | | 28 | | 0 | | 61 | |
| 04:30 | 0 | | 16 | | 0 | | 26 | | 0 | | 42 | |
| 04:45 | 0 | | 25 | | 2 | | 22 | | 2 | | 47 | |
| 05:00 | 1 | 5 | 31 | 130 | 2 | 29 | 22 | 75 | 3 | 34 | 53 | 205 |
| 05:15 | 2 | | 38 | | 6 | | 27 | | 8 | | 65 | |
| 05:30 | 0 | | 32 | | 10 | | 10 | | 10 | | 42 | |
| 05:45 | 2 | | 29 | | 11 | | 16 | | 13 | | 45 | |
| 06:00 | 6 | 21 | 28 | 109 | 10 | 45 | 11 | 54 | 16 | 66 | 39 | 163 |
| 06:15 | 1 | | 22 | | 8 | | 20 | | 9 | | 42 | |
| 06:30 | 8 | | 27 | | 19 | | 11 | | 27 | | 38 | |
| 06:45 | 6 | | 32 | | 8 | | 12 | | 14 | | 44 | |
| 07:00 | 6 | 65 | 34 | 108 | 25 | 163 | 16 | 47 | 31 | 228 | 50 | 155 |
| 07:15 | 14 | | 30 | | 38 | | 14 | | 52 | | 44 | |
| 07:30 | 10 | | 26 | | 42 | | 9 | | 52 | | 35 | |
| 07:45 | 35 | | 18 | | 58 | | 8 | | 93 | | 26 | |
| 08:00 | 46 | 105 | 17 | 43 | 51 | 119 | 8 | 22 | 97 | 224 | 25 | 65 |
| 08:15 | 25 | | 6 | | 31 | | 6 | | 56 | | 12 | |
| 08:30 | 12 | | 8 | | 19 | | 5 | | 31 | | 13 | |
| 08:45 | 22 | | 12 | | 18 | | 3 | | 40 | | 15 | |
| 09:00 | 8 | 51 | 16 | 46 | 24 | 77 | 3 | 21 | 32 | 128 | 19 | 67 |
| 09:15 | 22 | | 16 | | 16 | | 7 | | 38 | | 23 | |
| 09:30 | 14 | | 9 | | 23 | | 9 | | 37 | | 18 | |
| 09:45 | 7 | | 5 | | 14 | | 2 | | 21 | | 7 | |
| 10:00 | 16 | 57 | 6 | 24 | 13 | 73 | 1 | 3 | 29 | 130 | 7 | 27 |
| 10:15 | 10 | | 10 | | 16 | | 2 | | 26 | | 12 | |
| 10:30 | 23 | | 4 | | 18 | | 0 | | 41 | | 4 | |
| 10:45 | 8 | | 4 | | 26 | | 0 | | 34 | | 4 | |
| 11:00 | 12 | 70 | 4 | 6 | 14 | 63 | 0 | 1 | 26 | 133 | 4 | 7 |
| 11:15 | 19 | | 0 | | 24 | | 0 | | 43 | | 0 | |
| 11:30 | 18 | | 1 | | 12 | | 1 | | 30 | | 2 | |
| 11:45 | 21 | | 1 | | 13 | | 0 | | 34 | | 1 | |
| Totals | 387 | | 1,017 | | 583 | | 676 | | 970 | | 1,693 | |
| Split% | 39.9 | | 60.1 | | 60.1 | | 39.9 | | | | | |
| Day Totals | | 1,404 | | | | 1,259 | | | | 2,663 | | |
| Day Splits | | 52.7 | | | | 47.3 | | | | | | |
| Peak Hour | 07:45 | | 05:00 | | 07:15 | | 02:45 | | 07:30 | | 02:45 | |
| Volume | 118 | | 130 | | 189 | | 113 | | 298 | | 240 | |
| Factor | 0.64 | | 0.86 | | 0.81 | | 0.78 | | 0.77 | | 0.97 | |

Transportation Studies, Inc.

2640 Walnut Avenue, Suite L
Tustin, CA. 92780

Location : CALLE FRONTERA
Segment : N/O AVENIDA VISTA HERMOSA
Client : CITY SAN CLEMENT

Site: AN CLEMENTE
Date: 02/12/19

| Interval | SB | | | | NB | | | | Combined | | Day: | Tuesday |
|------------|-------|-------|-------|-----|-------|-------|-------|-----|----------|-------|-------|---------|
| | AM | | PM | | AM | | PM | | AM | PM | | |
| 12:00 | 4 | 9 | 46 | 184 | 4 | 20 | 42 | 165 | 8 | 29 | 88 | 349 |
| 12:15 | 1 | | 53 | | 7 | | 45 | | 8 | | 98 | |
| 12:30 | 0 | | 40 | | 4 | | 34 | | 4 | | 74 | |
| 12:45 | 4 | | 45 | | 5 | | 44 | | 9 | | 89 | |
| 01:00 | 0 | 4 | 38 | 180 | 3 | 13 | 52 | 192 | 3 | 17 | 90 | 372 |
| 01:15 | 1 | | 56 | | 4 | | 58 | | 5 | | 114 | |
| 01:30 | 3 | | 51 | | 3 | | 44 | | 6 | | 95 | |
| 01:45 | 0 | | 35 | | 3 | | 38 | | 3 | | 73 | |
| 02:00 | 1 | 5 | 38 | 171 | 3 | 12 | 50 | 219 | 4 | 17 | 88 | 390 |
| 02:15 | 1 | | 46 | | 2 | | 46 | | 3 | | 92 | |
| 02:30 | 2 | | 46 | | 3 | | 48 | | 5 | | 94 | |
| 02:45 | 1 | | 41 | | 4 | | 75 | | 5 | | 116 | |
| 03:00 | 1 | 6 | 54 | 207 | 0 | 3 | 56 | 246 | 1 | 9 | 110 | 453 |
| 03:15 | 0 | | 50 | | 0 | | 52 | | 0 | | 102 | |
| 03:30 | 2 | | 46 | | 2 | | 69 | | 4 | | 115 | |
| 03:45 | 3 | | 57 | | 1 | | 69 | | 4 | | 126 | |
| 04:00 | 4 | 20 | 52 | 191 | 1 | 3 | 66 | 263 | 5 | 23 | 118 | 454 |
| 04:15 | 3 | | 54 | | 0 | | 70 | | 3 | | 124 | |
| 04:30 | 4 | | 36 | | 0 | | 63 | | 4 | | 99 | |
| 04:45 | 9 | | 49 | | 2 | | 64 | | 11 | | 113 | |
| 05:00 | 3 | 46 | 52 | 216 | 2 | 15 | 76 | 309 | 5 | 61 | 128 | 525 |
| 05:15 | 6 | | 61 | | 5 | | 80 | | 11 | | 141 | |
| 05:30 | 11 | | 56 | | 4 | | 88 | | 15 | | 144 | |
| 05:45 | 26 | | 47 | | 4 | | 65 | | 30 | | 112 | |
| 06:00 | 26 | 150 | 47 | 174 | 6 | 44 | 52 | 218 | 32 | 194 | 99 | 392 |
| 06:15 | 40 | | 50 | | 8 | | 62 | | 48 | | 112 | |
| 06:30 | 43 | | 40 | | 14 | | 54 | | 57 | | 94 | |
| 06:45 | 41 | | 37 | | 16 | | 50 | | 57 | | 87 | |
| 07:00 | 44 | 333 | 29 | 118 | 20 | 123 | 51 | 178 | 64 | 456 | 80 | 296 |
| 07:15 | 90 | | 36 | | 17 | | 46 | | 107 | | 82 | |
| 07:30 | 128 | | 29 | | 36 | | 35 | | 164 | | 64 | |
| 07:45 | 71 | | 24 | | 50 | | 46 | | 121 | | 70 | |
| 08:00 | 46 | 207 | 22 | 61 | 41 | 149 | 42 | 146 | 87 | 356 | 64 | 207 |
| 08:15 | 53 | | 8 | | 36 | | 41 | | 89 | | 49 | |
| 08:30 | 48 | | 13 | | 27 | | 26 | | 75 | | 39 | |
| 08:45 | 60 | | 18 | | 45 | | 37 | | 105 | | 55 | |
| 09:00 | 50 | 187 | 16 | 53 | 28 | 118 | 28 | 109 | 78 | 305 | 44 | 162 |
| 09:15 | 50 | | 11 | | 26 | | 31 | | 76 | | 42 | |
| 09:30 | 53 | | 16 | | 30 | | 28 | | 83 | | 44 | |
| 09:45 | 34 | | 10 | | 34 | | 22 | | 68 | | 32 | |
| 10:00 | 35 | 154 | 7 | 24 | 31 | 146 | 16 | 64 | 66 | 300 | 23 | 88 |
| 10:15 | 38 | | 3 | | 42 | | 22 | | 80 | | 25 | |
| 10:30 | 46 | | 10 | | 31 | | 17 | | 77 | | 27 | |
| 10:45 | 35 | | 4 | | 42 | | 9 | | 77 | | 13 | |
| 11:00 | 49 | 188 | 8 | 17 | 34 | 143 | 10 | 29 | 83 | 331 | 18 | 46 |
| 11:15 | 41 | | 4 | | 32 | | 8 | | 73 | | 12 | |
| 11:30 | 50 | | 4 | | 32 | | 8 | | 82 | | 12 | |
| 11:45 | 48 | | 1 | | 45 | | 3 | | 93 | | 4 | |
| Totals | 1,309 | | 1,596 | | 789 | | 2,138 | | 2,098 | | 3,734 | |
| Split% | 62.4 | | 42.7 | | 37.6 | | 57.3 | | | | | |
| Day Totals | | 2,905 | | | | 2,927 | | | | 5,832 | | |
| Day Splits | | 49.8 | | | | 50.2 | | | | | | |
| Peak Hour | 07:15 | | 04:45 | | 07:30 | | 05:00 | | 07:15 | | 04:45 | |
| Volume | 335 | | 218 | | 163 | | 309 | | 479 | | 526 | |
| Factor | 0.65 | | 0.89 | | 0.81 | | 0.88 | | 0.73 | | 0.91 | |

Transportation Studies, Inc.

2640 Walnut Avenue, Suite L
Tustin, CA. 92780

Location : CALLE FRONTERA
Segment : N/O AVENIDA FACETA
Client : CITY SAN CLEMENT

Site: AN CLEMENTE
Date: 02/12/19

| Interval | NB | | | | SB | | | | Combined | | Day: | Tuesday |
|------------|-------|-------|-------|-----|-------|-------|-------|-----|----------|-------|-------|---------|
| | AM | | PM | | AM | | PM | | AM | PM | | |
| 12:00 | 4 | 9 | 28 | 134 | 3 | 6 | 28 | 141 | 7 | 15 | 56 | 275 |
| 12:15 | 3 | | 31 | | 1 | | 38 | | 4 | | 69 | |
| 12:30 | 1 | | 35 | | 0 | | 36 | | 1 | | 71 | |
| 12:45 | 1 | | 40 | | 2 | | 39 | | 3 | | 79 | |
| 01:00 | 0 | 5 | 36 | 99 | 1 | 5 | 36 | 137 | 1 | 10 | 72 | 236 |
| 01:15 | 0 | | 25 | | 2 | | 38 | | 2 | | 63 | |
| 01:30 | 3 | | 24 | | 0 | | 35 | | 3 | | 59 | |
| 01:45 | 2 | | 14 | | 2 | | 28 | | 4 | | 42 | |
| 02:00 | 2 | 4 | 28 | 154 | 0 | 3 | 33 | 212 | 2 | 7 | 61 | 366 |
| 02:15 | 1 | | 33 | | 2 | | 44 | | 3 | | 77 | |
| 02:30 | 0 | | 41 | | 0 | | 67 | | 0 | | 108 | |
| 02:45 | 1 | | 52 | | 1 | | 68 | | 2 | | 120 | |
| 03:00 | 0 | 0 | 48 | 155 | 0 | 1 | 38 | 187 | 0 | 1 | 86 | 342 |
| 03:15 | 0 | | 39 | | 0 | | 44 | | 0 | | 83 | |
| 03:30 | 0 | | 34 | | 1 | | 59 | | 1 | | 93 | |
| 03:45 | 0 | | 34 | | 0 | | 46 | | 0 | | 80 | |
| 04:00 | 0 | 3 | 38 | 147 | 1 | 9 | 26 | 137 | 1 | 12 | 64 | 284 |
| 04:15 | 2 | | 43 | | 1 | | 39 | | 3 | | 82 | |
| 04:30 | 1 | | 34 | | 2 | | 30 | | 3 | | 64 | |
| 04:45 | 0 | | 32 | | 5 | | 42 | | 5 | | 74 | |
| 05:00 | 0 | 16 | 38 | 135 | 0 | 10 | 44 | 159 | 0 | 26 | 82 | 294 |
| 05:15 | 4 | | 42 | | 0 | | 42 | | 4 | | 84 | |
| 05:30 | 4 | | 31 | | 4 | | 34 | | 8 | | 65 | |
| 05:45 | 8 | | 24 | | 6 | | 39 | | 14 | | 63 | |
| 06:00 | 6 | 51 | 15 | 70 | 9 | 65 | 27 | 133 | 15 | 116 | 42 | 203 |
| 06:15 | 4 | | 22 | | 17 | | 34 | | 21 | | 56 | |
| 06:30 | 21 | | 13 | | 21 | | 28 | | 42 | | 41 | |
| 06:45 | 20 | | 20 | | 18 | | 44 | | 38 | | 64 | |
| 07:00 | 23 | 159 | 17 | 55 | 23 | 358 | 44 | 106 | 46 | 517 | 61 | 161 |
| 07:15 | 22 | | 7 | | 89 | | 28 | | 111 | | 35 | |
| 07:30 | 62 | | 17 | | 136 | | 16 | | 198 | | 33 | |
| 07:45 | 52 | | 14 | | 110 | | 18 | | 162 | | 32 | |
| 08:00 | 40 | 163 | 16 | 59 | 52 | 191 | 15 | 55 | 92 | 354 | 31 | 114 |
| 08:15 | 52 | | 13 | | 56 | | 15 | | 108 | | 28 | |
| 08:30 | 34 | | 11 | | 34 | | 11 | | 68 | | 22 | |
| 08:45 | 37 | | 19 | | 49 | | 14 | | 86 | | 33 | |
| 09:00 | 44 | 132 | 13 | 39 | 40 | 121 | 16 | 42 | 84 | 253 | 29 | 81 |
| 09:15 | 45 | | 12 | | 25 | | 14 | | 70 | | 26 | |
| 09:30 | 22 | | 6 | | 30 | | 8 | | 52 | | 14 | |
| 09:45 | 21 | | 8 | | 26 | | 4 | | 47 | | 12 | |
| 10:00 | 22 | 82 | 4 | 19 | 19 | 99 | 9 | 27 | 41 | 181 | 13 | 46 |
| 10:15 | 24 | | 7 | | 28 | | 5 | | 52 | | 12 | |
| 10:30 | 19 | | 2 | | 24 | | 8 | | 43 | | 10 | |
| 10:45 | 17 | | 6 | | 28 | | 5 | | 45 | | 11 | |
| 11:00 | 29 | 107 | 2 | 4 | 22 | 123 | 3 | 9 | 51 | 230 | 5 | 13 |
| 11:15 | 30 | | 1 | | 27 | | 3 | | 57 | | 4 | |
| 11:30 | 20 | | 1 | | 28 | | 2 | | 48 | | 3 | |
| 11:45 | 28 | | 0 | | 46 | | 1 | | 74 | | 1 | |
| Totals | 731 | | 1,070 | | 991 | | 1,345 | | 1,722 | | 2,415 | |
| Split% | 42.5 | | 44.3 | | 57.5 | | 55.7 | | | | | |
| Day Totals | | 1,801 | | | | 2,336 | | | | 4,137 | | |
| Day Splits | | 43.5 | | | | 56.5 | | | | | | |
| Peak Hour | 07:30 | | 02:30 | | 07:15 | | 02:15 | | 07:15 | | 02:30 | |
| Volume | 206 | | 180 | | 387 | | 217 | | 563 | | 397 | |
| Factor | 0.83 | | 0.87 | | 0.71 | | 0.80 | | 0.71 | | 0.83 | |

Transportation Studies, Inc.

2640 Walnut Avenue, Suite L
Tustin, CA. 92780

Location : CALLE FRONTERA
Segment : N/O AVENIDA PICO
Client : CITY SAN CLEMENTE

Site: AN CLEMENTE
Date: 02/12/19

| Interval | NB | | | | SB | | | | Combined | | Day: | Tuesday |
|------------|-------|-------|-------|-----|-------|-------|-------|-----|----------|-------|-------|---------|
| | AM | | PM | | AM | | PM | | AM | PM | | |
| 12:00 | 7 | 10 | 25 | 127 | 5 | 5 | 38 | 151 | 12 | 15 | 63 | 278 |
| 12:15 | 2 | | 38 | | 0 | | 38 | | 2 | | 76 | |
| 12:30 | 1 | | 34 | | 0 | | 41 | | 1 | | 75 | |
| 12:45 | 0 | | 30 | | 0 | | 34 | | 0 | | 64 | |
| 01:00 | 0 | 2 | 28 | 97 | 1 | 3 | 34 | 139 | 1 | 5 | 62 | 236 |
| 01:15 | 0 | | 25 | | 0 | | 39 | | 0 | | 64 | |
| 01:30 | 1 | | 28 | | 1 | | 32 | | 2 | | 60 | |
| 01:45 | 1 | | 16 | | 1 | | 34 | | 2 | | 50 | |
| 02:00 | 1 | 4 | 21 | 129 | 0 | 2 | 30 | 212 | 1 | 6 | 51 | 341 |
| 02:15 | 0 | | 27 | | 1 | | 42 | | 1 | | 69 | |
| 02:30 | 2 | | 33 | | 1 | | 62 | | 3 | | 95 | |
| 02:45 | 1 | | 48 | | 0 | | 78 | | 1 | | 126 | |
| 03:00 | 0 | 0 | 46 | 146 | 0 | 1 | 44 | 169 | 0 | 1 | 90 | 315 |
| 03:15 | 0 | | 47 | | 0 | | 40 | | 0 | | 87 | |
| 03:30 | 0 | | 27 | | 0 | | 46 | | 0 | | 73 | |
| 03:45 | 0 | | 26 | | 1 | | 39 | | 1 | | 65 | |
| 04:00 | 0 | 1 | 32 | 150 | 0 | 10 | 32 | 154 | 0 | 11 | 64 | 304 |
| 04:15 | 0 | | 44 | | 1 | | 40 | | 1 | | 84 | |
| 04:30 | 0 | | 34 | | 1 | | 30 | | 1 | | 64 | |
| 04:45 | 1 | | 40 | | 8 | | 52 | | 9 | | 92 | |
| 05:00 | 0 | 7 | 34 | 149 | 3 | 24 | 30 | 146 | 3 | 31 | 64 | 295 |
| 05:15 | 1 | | 47 | | 1 | | 50 | | 2 | | 97 | |
| 05:30 | 0 | | 35 | | 5 | | 30 | | 5 | | 65 | |
| 05:45 | 6 | | 33 | | 15 | | 36 | | 21 | | 69 | |
| 06:00 | 5 | 39 | 20 | 91 | 12 | 88 | 28 | 108 | 17 | 127 | 48 | 199 |
| 06:15 | 6 | | 23 | | 21 | | 24 | | 27 | | 47 | |
| 06:30 | 20 | | 23 | | 37 | | 20 | | 57 | | 43 | |
| 06:45 | 8 | | 25 | | 18 | | 36 | | 26 | | 61 | |
| 07:00 | 13 | 135 | 28 | 73 | 32 | 409 | 38 | 82 | 45 | 544 | 66 | 155 |
| 07:15 | 12 | | 15 | | 81 | | 20 | | 93 | | 35 | |
| 07:30 | 54 | | 15 | | 180 | | 8 | | 234 | | 23 | |
| 07:45 | 56 | | 15 | | 116 | | 16 | | 172 | | 31 | |
| 08:00 | 32 | 107 | 15 | 63 | 47 | 158 | 13 | 46 | 79 | 265 | 28 | 109 |
| 08:15 | 27 | | 17 | | 47 | | 12 | | 74 | | 29 | |
| 08:30 | 18 | | 8 | | 30 | | 12 | | 48 | | 20 | |
| 08:45 | 30 | | 23 | | 34 | | 9 | | 64 | | 32 | |
| 09:00 | 15 | 84 | 19 | 51 | 38 | 132 | 20 | 36 | 53 | 216 | 39 | 87 |
| 09:15 | 28 | | 14 | | 30 | | 10 | | 58 | | 24 | |
| 09:30 | 16 | | 10 | | 30 | | 4 | | 46 | | 14 | |
| 09:45 | 25 | | 8 | | 34 | | 2 | | 59 | | 10 | |
| 10:00 | 20 | 76 | 9 | 20 | 22 | 106 | 3 | 18 | 42 | 182 | 12 | 38 |
| 10:15 | 18 | | 5 | | 26 | | 5 | | 44 | | 10 | |
| 10:30 | 20 | | 1 | | 30 | | 6 | | 50 | | 7 | |
| 10:45 | 18 | | 5 | | 28 | | 4 | | 46 | | 9 | |
| 11:00 | 24 | 117 | 2 | 5 | 24 | 142 | 3 | 10 | 48 | 259 | 5 | 15 |
| 11:15 | 35 | | 0 | | 34 | | 4 | | 69 | | 4 | |
| 11:30 | 25 | | 3 | | 38 | | 2 | | 63 | | 5 | |
| 11:45 | 33 | | 0 | | 46 | | 1 | | 79 | | 1 | |
| Totals | 582 | | 1,101 | | 1,080 | | 1,271 | | 1,662 | | 2,372 | |
| Split% | 35.0 | | 46.4 | | 65.0 | | 53.6 | | | | | |
| Day Totals | | 1,683 | | | | 2,351 | | | | 4,034 | | |
| Day Splits | | 41.7 | | | | 58.3 | | | | | | |
| Peak Hour | 07:30 | | 02:30 | | 07:15 | | 02:15 | | 07:15 | | 02:30 | |
| Volume | 169 | | 174 | | 424 | | 226 | | 578 | | 398 | |
| Factor | 0.75 | | 0.91 | | 0.59 | | 0.72 | | 0.62 | | 0.79 | |

Transportation Studies, Inc.

2640 Walnut Avenue, Suite L
Tustin, CA. 92780

Location : CALLE FRONTERA
Segment : S/O CALLE GUADALAJARA
Client : CITY SAN CLEMENT

Site: AN CLEMENTE
Date: 02/28/19

| Interval | NB | | | | SB | | | | Combined | | | | Day: | Thursday |
|------------|-------|------|-------|----|-------|------|-------|----|----------|-----|-------|----|------|----------|
| | AM | | PM | | AM | | PM | | AM | | PM | | | |
| 12:00 | 0 | 0 | 8 | 15 | 0 | 2 | 10 | 33 | 0 | 2 | 18 | 48 | | |
| 12:15 | 0 | | 1 | | 0 | | 6 | | 0 | | 7 | | | |
| 12:30 | 0 | | 2 | | 0 | | 9 | | 0 | | 11 | | | |
| 12:45 | 0 | | 4 | | 2 | | 8 | | 2 | | 12 | | | |
| 01:00 | 1 | 2 | 11 | 22 | 0 | 0 | 10 | 29 | 1 | 2 | 21 | 51 | | |
| 01:15 | 1 | | 3 | | 0 | | 8 | | 1 | | 11 | | | |
| 01:30 | 0 | | 7 | | 0 | | 7 | | 0 | | 14 | | | |
| 01:45 | 0 | | 1 | | 0 | | 4 | | 0 | | 5 | | | |
| 02:00 | 0 | 1 | 8 | 32 | 0 | 1 | 4 | 30 | 0 | 2 | 12 | 62 | | |
| 02:15 | 1 | | 9 | | 0 | | 7 | | 1 | | 16 | | | |
| 02:30 | 0 | | 5 | | 1 | | 11 | | 1 | | 16 | | | |
| 02:45 | 0 | | 10 | | 0 | | 8 | | 0 | | 18 | | | |
| 03:00 | 0 | 0 | 16 | 38 | 0 | 0 | 11 | 48 | 0 | 0 | 27 | 86 | | |
| 03:15 | 0 | | 8 | | 0 | | 12 | | 0 | | 20 | | | |
| 03:30 | 0 | | 8 | | 0 | | 12 | | 0 | | 20 | | | |
| 03:45 | 0 | | 6 | | 0 | | 13 | | 0 | | 19 | | | |
| 04:00 | 0 | 0 | 8 | 22 | 0 | 2 | 12 | 48 | 0 | 2 | 20 | 70 | | |
| 04:15 | 0 | | 8 | | 0 | | 8 | | 0 | | 16 | | | |
| 04:30 | 0 | | 1 | | 2 | | 12 | | 2 | | 13 | | | |
| 04:45 | 0 | | 5 | | 0 | | 16 | | 0 | | 21 | | | |
| 05:00 | 0 | 1 | 5 | 25 | 0 | 3 | 12 | 36 | 0 | 4 | 17 | 61 | | |
| 05:15 | 0 | | 8 | | 0 | | 5 | | 0 | | 13 | | | |
| 05:30 | 0 | | 8 | | 1 | | 8 | | 1 | | 16 | | | |
| 05:45 | 1 | | 4 | | 2 | | 11 | | 3 | | 15 | | | |
| 06:00 | 4 | 12 | 9 | 28 | 4 | 21 | 5 | 35 | 8 | 33 | 14 | 63 | | |
| 06:15 | 4 | | 2 | | 8 | | 10 | | 12 | | 12 | | | |
| 06:30 | 2 | | 10 | | 3 | | 10 | | 5 | | 20 | | | |
| 06:45 | 2 | | 7 | | 6 | | 10 | | 8 | | 17 | | | |
| 07:00 | 5 | 25 | 3 | 15 | 6 | 46 | 4 | 19 | 11 | 71 | 7 | 34 | | |
| 07:15 | 4 | | 2 | | 12 | | 7 | | 16 | | 9 | | | |
| 07:30 | 11 | | 6 | | 16 | | 4 | | 27 | | 10 | | | |
| 07:45 | 5 | | 4 | | 12 | | 4 | | 17 | | 8 | | | |
| 08:00 | 9 | 35 | 1 | 12 | 4 | 33 | 2 | 9 | 13 | 68 | 3 | 21 | | |
| 08:15 | 10 | | 1 | | 12 | | 2 | | 22 | | 3 | | | |
| 08:30 | 6 | | 8 | | 17 | | 4 | | 23 | | 12 | | | |
| 08:45 | 10 | | 2 | | 0 | | 1 | | 10 | | 3 | | | |
| 09:00 | 4 | 21 | 1 | 8 | 12 | 41 | 3 | 5 | 16 | 62 | 4 | 13 | | |
| 09:15 | 6 | | 4 | | 10 | | 2 | | 16 | | 6 | | | |
| 09:30 | 4 | | 1 | | 3 | | 0 | | 7 | | 1 | | | |
| 09:45 | 7 | | 2 | | 16 | | 0 | | 23 | | 2 | | | |
| 10:00 | 6 | 20 | 2 | 5 | 7 | 31 | 2 | 2 | 13 | 51 | 4 | 7 | | |
| 10:15 | 3 | | 2 | | 8 | | 0 | | 11 | | 2 | | | |
| 10:30 | 5 | | 1 | | 8 | | 0 | | 13 | | 1 | | | |
| 10:45 | 6 | | 0 | | 8 | | 0 | | 14 | | 0 | | | |
| 11:00 | 5 | 20 | 0 | 1 | 14 | 25 | 1 | 3 | 19 | 45 | 1 | 4 | | |
| 11:15 | 6 | | 0 | | 5 | | 0 | | 11 | | 0 | | | |
| 11:30 | 4 | | 0 | | 2 | | 0 | | 6 | | 0 | | | |
| 11:45 | 5 | | 1 | | 4 | | 2 | | 9 | | 3 | | | |
| Totals | 137 | | 223 | | 205 | | 297 | | 342 | | 520 | | | |
| Split% | 40.1 | | 42.9 | | 59.9 | | 57.1 | | | | | | | |
| Day Totals | | 360 | | | | 502 | | | | 862 | | | | |
| Day Splits | | 41.8 | | | | 58.2 | | | | | | | | |
| Peak Hour | 07:30 | | 02:45 | | 07:00 | | 03:15 | | 07:30 | | 03:00 | | | |
| Volume | 35 | | 42 | | 46 | | 49 | | 79 | | 86 | | | |
| Factor | 0.80 | | 0.66 | | 0.72 | | 0.94 | | 0.73 | | 0.80 | | | |

Transportation Studies, Inc.

2640 Walnut Avenue, Suite L
Tustin, CA. 92780

Location : CAMINO VIENTE FUERTE
Segment : N/O AVENIDA TALEGA EAST
Client : CITY SAN CLEMENT

Site: AN CLEMENTE
Date: 02/19/19

| Interval | NB | | | | SB | | | | Combined | | Day: | Tuesday |
|------------|-------|------|-------|----|-------|------|-------|----|----------|-------|-------|---------|
| | AM | | PM | | AM | | PM | | AM | PM | | |
| 12:00 | 1 | 2 | 14 | 52 | 0 | 0 | 5 | 40 | 1 | 2 | 19 | 92 |
| 12:15 | 0 | | 11 | | 0 | | 9 | | 0 | | 20 | |
| 12:30 | 1 | | 12 | | 0 | | 16 | | 1 | | 28 | |
| 12:45 | 0 | | 15 | | 0 | | 10 | | 0 | | 25 | |
| 01:00 | 0 | 2 | 7 | 67 | 0 | 0 | 14 | 41 | 0 | 2 | 21 | 108 |
| 01:15 | 2 | | 18 | | 0 | | 10 | | 2 | | 28 | |
| 01:30 | 0 | | 28 | | 0 | | 10 | | 0 | | 38 | |
| 01:45 | 0 | | 14 | | 0 | | 7 | | 0 | | 21 | |
| 02:00 | 0 | 0 | 26 | 73 | 0 | 1 | 12 | 59 | 0 | 1 | 38 | 132 |
| 02:15 | 0 | | 16 | | 0 | | 22 | | 0 | | 38 | |
| 02:30 | 0 | | 17 | | 1 | | 16 | | 1 | | 33 | |
| 02:45 | 0 | | 14 | | 0 | | 9 | | 0 | | 23 | |
| 03:00 | 0 | 0 | 12 | 54 | 0 | 1 | 11 | 49 | 0 | 1 | 23 | 103 |
| 03:15 | 0 | | 18 | | 0 | | 12 | | 0 | | 30 | |
| 03:30 | 0 | | 12 | | 0 | | 15 | | 0 | | 27 | |
| 03:45 | 0 | | 12 | | 1 | | 11 | | 1 | | 23 | |
| 04:00 | 0 | 0 | 10 | 42 | 0 | 0 | 13 | 38 | 0 | 0 | 23 | 80 |
| 04:15 | 0 | | 7 | | 0 | | 12 | | 0 | | 19 | |
| 04:30 | 0 | | 16 | | 0 | | 7 | | 0 | | 23 | |
| 04:45 | 0 | | 9 | | 0 | | 6 | | 0 | | 15 | |
| 05:00 | 0 | 1 | 13 | 68 | 1 | 7 | 8 | 34 | 1 | 8 | 21 | 102 |
| 05:15 | 0 | | 13 | | 0 | | 6 | | 0 | | 19 | |
| 05:30 | 0 | | 24 | | 3 | | 7 | | 3 | | 31 | |
| 05:45 | 1 | | 18 | | 3 | | 13 | | 4 | | 31 | |
| 06:00 | 2 | 7 | 16 | 53 | 2 | 19 | 4 | 31 | 4 | 26 | 20 | 84 |
| 06:15 | 0 | | 14 | | 7 | | 6 | | 7 | | 20 | |
| 06:30 | 0 | | 16 | | 6 | | 10 | | 6 | | 26 | |
| 06:45 | 5 | | 7 | | 4 | | 11 | | 9 | | 18 | |
| 07:00 | 3 | 33 | 12 | 32 | 10 | 86 | 3 | 16 | 13 | 119 | 15 | 48 |
| 07:15 | 8 | | 9 | | 25 | | 7 | | 33 | | 16 | |
| 07:30 | 5 | | 8 | | 23 | | 4 | | 28 | | 12 | |
| 07:45 | 17 | | 3 | | 28 | | 2 | | 45 | | 5 | |
| 08:00 | 30 | 56 | 7 | 32 | 18 | 43 | 1 | 8 | 48 | 99 | 8 | 40 |
| 08:15 | 6 | | 19 | | 8 | | 3 | | 14 | | 22 | |
| 08:30 | 10 | | 5 | | 3 | | 2 | | 13 | | 7 | |
| 08:45 | 10 | | 1 | | 14 | | 2 | | 24 | | 3 | |
| 09:00 | 10 | 39 | 4 | 15 | 7 | 41 | 1 | 2 | 17 | 80 | 5 | 17 |
| 09:15 | 12 | | 6 | | 16 | | 0 | | 28 | | 6 | |
| 09:30 | 7 | | 2 | | 12 | | 0 | | 19 | | 2 | |
| 09:45 | 10 | | 3 | | 6 | | 1 | | 16 | | 4 | |
| 10:00 | 4 | 28 | 4 | 10 | 8 | 44 | 1 | 1 | 12 | 72 | 5 | 11 |
| 10:15 | 5 | | 2 | | 16 | | 0 | | 21 | | 2 | |
| 10:30 | 11 | | 2 | | 11 | | 0 | | 22 | | 2 | |
| 10:45 | 8 | | 2 | | 9 | | 0 | | 17 | | 2 | |
| 11:00 | 11 | 26 | 2 | 2 | 5 | 33 | 1 | 1 | 16 | 59 | 3 | 3 |
| 11:15 | 4 | | 0 | | 9 | | 0 | | 13 | | 0 | |
| 11:30 | 5 | | 0 | | 12 | | 0 | | 17 | | 0 | |
| 11:45 | 6 | | 0 | | 7 | | 0 | | 13 | | 0 | |
| Totals | 194 | | 500 | | 275 | | 320 | | 469 | | 820 | |
| Split% | 41.4 | | 61.0 | | 58.6 | | 39.0 | | | | | |
| Day Totals | | 694 | | | | 595 | | | | 1,289 | | |
| Day Splits | | 53.8 | | | | 46.2 | | | | | | |
| Peak Hour | 07:45 | | 01:15 | | 07:15 | | 02:00 | | 07:15 | | 01:30 | |
| Volume | 63 | | 86 | | 94 | | 59 | | 154 | | 135 | |
| Factor | 0.52 | | 0.77 | | 0.84 | | 0.67 | | 0.80 | | 0.89 | |

Transportation Studies, Inc.

2640 Walnut Avenue, Suite L
Tustin, CA. 92780

Location : CAMINO VIENTE FUERTE
Segment : N/O AVENIDA TALEGA WEST
Client : CITY SAN CLEMENT

Site: AN CLEMENTE
Date: 02/19/19

| Interval | NB | | | | SB | | | | Combined | | | | Day: | Tuesday | |
|------------|-------|-------|-------|-----|-------|-------|-------|-----|----------|-------|-------|-----|------|---------|--|
| | AM | | PM | | AM | | PM | | AM | | PM | | | | |
| 12:00 | 1 | 1 | 25 | 106 | 2 | 2 | 29 | 104 | 3 | 3 | 54 | 210 | | | |
| 12:15 | 0 | | 26 | | 0 | | 25 | | 0 | | 51 | | | | |
| 12:30 | 0 | | 28 | | 0 | | 18 | | 0 | | 46 | | | | |
| 12:45 | 0 | | 27 | | 0 | | 32 | | 0 | | 59 | | | | |
| 01:00 | 0 | 0 | 21 | 139 | 0 | 0 | 28 | 150 | 0 | 0 | 49 | 289 | | | |
| 01:15 | 0 | | 22 | | 0 | | 49 | | 0 | | 71 | | | | |
| 01:30 | 0 | | 63 | | 0 | | 36 | | 0 | | 99 | | | | |
| 01:45 | 0 | | 33 | | 0 | | 37 | | 0 | | 70 | | | | |
| 02:00 | 0 | 1 | 34 | 114 | 0 | 0 | 44 | 150 | 0 | 1 | 78 | 264 | | | |
| 02:15 | 1 | | 12 | | 0 | | 26 | | 1 | | 38 | | | | |
| 02:30 | 0 | | 34 | | 0 | | 42 | | 0 | | 76 | | | | |
| 02:45 | 0 | | 34 | | 0 | | 38 | | 0 | | 72 | | | | |
| 03:00 | 1 | 1 | 42 | 163 | 0 | 2 | 33 | 164 | 1 | 3 | 75 | 327 | | | |
| 03:15 | 0 | | 48 | | 0 | | 44 | | 0 | | 92 | | | | |
| 03:30 | 0 | | 33 | | 1 | | 40 | | 1 | | 73 | | | | |
| 03:45 | 0 | | 40 | | 1 | | 47 | | 1 | | 87 | | | | |
| 04:00 | 0 | 0 | 33 | 135 | 1 | 10 | 35 | 135 | 1 | 10 | 68 | 270 | | | |
| 04:15 | 0 | | 41 | | 1 | | 34 | | 1 | | 75 | | | | |
| 04:30 | 0 | | 25 | | 2 | | 22 | | 2 | | 47 | | | | |
| 04:45 | 0 | | 36 | | 6 | | 44 | | 6 | | 80 | | | | |
| 05:00 | 0 | 1 | 43 | 171 | 4 | 25 | 26 | 138 | 4 | 26 | 69 | 309 | | | |
| 05:15 | 1 | | 42 | | 11 | | 34 | | 12 | | 76 | | | | |
| 05:30 | 0 | | 48 | | 4 | | 46 | | 4 | | 94 | | | | |
| 05:45 | 0 | | 38 | | 6 | | 32 | | 6 | | 70 | | | | |
| 06:00 | 5 | 20 | 32 | 138 | 18 | 86 | 23 | 91 | 23 | 106 | 55 | 229 | | | |
| 06:15 | 4 | | 38 | | 18 | | 34 | | 22 | | 72 | | | | |
| 06:30 | 5 | | 36 | | 26 | | 22 | | 31 | | 58 | | | | |
| 06:45 | 6 | | 32 | | 24 | | 12 | | 30 | | 44 | | | | |
| 07:00 | 14 | 76 | 27 | 111 | 40 | 244 | 12 | 49 | 54 | 320 | 39 | 160 | | | |
| 07:15 | 12 | | 31 | | 58 | | 15 | | 70 | | 46 | | | | |
| 07:30 | 22 | | 30 | | 62 | | 8 | | 84 | | 38 | | | | |
| 07:45 | 28 | | 23 | | 84 | | 14 | | 112 | | 37 | | | | |
| 08:00 | 46 | 123 | 16 | 65 | 71 | 180 | 10 | 27 | 117 | 303 | 26 | 92 | | | |
| 08:15 | 34 | | 19 | | 34 | | 3 | | 68 | | 22 | | | | |
| 08:30 | 25 | | 20 | | 40 | | 6 | | 65 | | 26 | | | | |
| 08:45 | 18 | | 10 | | 35 | | 8 | | 53 | | 18 | | | | |
| 09:00 | 16 | 75 | 15 | 43 | 38 | 124 | 8 | 23 | 54 | 199 | 23 | 66 | | | |
| 09:15 | 15 | | 15 | | 30 | | 5 | | 45 | | 20 | | | | |
| 09:30 | 23 | | 9 | | 24 | | 6 | | 47 | | 15 | | | | |
| 09:45 | 21 | | 4 | | 32 | | 4 | | 53 | | 8 | | | | |
| 10:00 | 18 | 73 | 7 | 20 | 36 | 103 | 2 | 9 | 54 | 176 | 9 | 29 | | | |
| 10:15 | 17 | | 8 | | 22 | | 2 | | 39 | | 10 | | | | |
| 10:30 | 16 | | 4 | | 25 | | 3 | | 41 | | 7 | | | | |
| 10:45 | 22 | | 1 | | 20 | | 2 | | 42 | | 3 | | | | |
| 11:00 | 25 | 88 | 6 | 10 | 18 | 95 | 1 | 3 | 43 | 183 | 7 | 13 | | | |
| 11:15 | 20 | | 1 | | 25 | | 0 | | 45 | | 1 | | | | |
| 11:30 | 22 | | 1 | | 22 | | 2 | | 44 | | 3 | | | | |
| 11:45 | 21 | | 2 | | 30 | | 0 | | 51 | | 2 | | | | |
| Totals | 459 | | 1,215 | | 871 | | 1,043 | | 1,330 | | 2,258 | | | | |
| Split% | 34.5 | | 53.8 | | 65.5 | | 46.2 | | | | | | | | |
| Day Totals | | 1,674 | | | | 1,914 | | | | 3,588 | | | | | |
| Day Splits | | 46.7 | | | | 53.3 | | | | | | | | | |
| Peak Hour | 07:45 | | 05:00 | | 07:15 | | 01:15 | | 07:15 | | 03:00 | | | | |
| Volume | 133 | | 171 | | 275 | | 166 | | 383 | | 327 | | | | |
| Factor | 0.72 | | 0.89 | | 0.82 | | 0.85 | | 0.82 | | 0.89 | | | | |

City of San Clemente

Engineering Division

Project: Gaviota Speed Humps
 Survey Location: 115 Gaviota

Gaviota 115_P
 Date Start: 20-Jul-18
 Date End: 26-Jul-18

| Start Time | 16-Jul-18 | | Tue | | Wed | | Thu | | Fri | | Weekday Average | | Sat | | Sun | | |
|------------|-----------|----|-----|----|-----|----|-----|----|-------|-------|-----------------|-------|-------|-------|-------|-------|---|
| | EB | WB | EB | WB | EB | WB | EB | WB | EB | WB | EB | WB | EB | WB | EB | WB | |
| 12:00 AM | * | * | * | * | * | * | * | * | * | * | * | * | * | 1 | 3 | 0 | 5 |
| 01:00 | * | * | * | * | * | * | * | * | * | * | * | * | * | 1 | 1 | 0 | 1 |
| 02:00 | * | * | * | * | * | * | * | * | * | * | * | * | * | 0 | 1 | 1 | 1 |
| 03:00 | * | * | * | * | * | * | * | * | * | * | * | * | * | 0 | 0 | 0 | 0 |
| 04:00 | * | * | * | * | * | * | * | * | * | * | * | * | * | 1 | 0 | 0 | 2 |
| 05:00 | * | * | * | * | * | * | * | * | * | * | * | * | * | 1 | 1 | 1 | 0 |
| 06:00 | * | * | * | * | * | * | * | * | * | * | * | * | * | 8 | 3 | 1 | 3 |
| 07:00 | * | * | * | * | * | * | * | * | * | * | * | * | * | 8 | 2 | 6 | 5 |
| 08:00 | * | * | * | * | * | * | * | * | * | * | * | * | * | 7 | 9 | 6 | 5 |
| 09:00 | * | * | * | * | * | * | * | * | * | * | * | * | 11 | 8 | 7 | 6 | |
| 10:00 | * | * | * | * | * | * | * | * | 11 | 14 | 11 | 14 | 6 | 16 | 8 | 9 | |
| 11:00 | * | * | * | * | * | * | * | * | 8 | 11 | 8 | 11 | 6 | 18 | 13 | 12 | |
| 12:00 PM | * | * | * | * | * | * | * | * | 11 | 15 | 11 | 15 | 14 | 16 | 15 | 14 | |
| 01:00 | * | * | * | * | * | * | * | * | 16 | 21 | 16 | 21 | 13 | 15 | 11 | 16 | |
| 02:00 | * | * | * | * | * | * | * | * | 14 | 15 | 14 | 15 | 7 | 15 | 7 | 7 | |
| 03:00 | * | * | * | * | * | * | * | * | 12 | 13 | 12 | 13 | 11 | 11 | 6 | 8 | |
| 04:00 | * | * | * | * | * | * | * | * | 11 | 17 | 11 | 17 | 8 | 9 | 12 | 10 | |
| 05:00 | * | * | * | * | * | * | * | * | 12 | 14 | 12 | 14 | 11 | 11 | 7 | 11 | |
| 06:00 | * | * | * | * | * | * | * | * | 13 | 13 | 13 | 13 | 14 | 17 | 11 | 13 | |
| 07:00 | * | * | * | * | * | * | * | * | 12 | 15 | 12 | 15 | 9 | 11 | 14 | 9 | |
| 08:00 | * | * | * | * | * | * | * | * | 6 | 17 | 6 | 17 | 5 | 10 | 7 | 10 | |
| 09:00 | * | * | * | * | * | * | * | * | 7 | 14 | 7 | 14 | 1 | 11 | 1 | 7 | |
| 10:00 | * | * | * | * | * | * | * | * | 1 | 4 | 1 | 4 | 2 | 5 | 2 | 7 | |
| 11:00 | * | * | * | * | * | * | * | * | 3 | 3 | 3 | 3 | 4 | 5 | 0 | 6 | |
| Total Day | 0 | 0 | 0 | 0 | 0 | 0 | 0 | 0 | 137 | 186 | 137 | 186 | 149 | 198 | 136 | 167 | |
| AM Peak | - | - | - | - | - | - | - | - | 10:00 | 10:00 | 10:00 | 10:00 | 09:00 | 11:00 | 11:00 | 11:00 | |
| Vol. | - | - | - | - | - | - | - | - | 11 | 14 | 11 | 14 | 11 | 18 | 13 | 12 | |
| PM Peak | - | - | - | - | - | - | - | - | 13:00 | 13:00 | 13:00 | 13:00 | 12:00 | 18:00 | 12:00 | 13:00 | |
| Vol. | - | - | - | - | - | - | - | - | 16 | 21 | 16 | 21 | 14 | 17 | 15 | 16 | |

City of San Clemente
Engineering Division

Project: Gaviota Speed Humps
Survey Location: 115 Gaviota

Gaviota 115_P
Date Start: 20-Jul-18
Date End: 26-Jul-18

| Start Time | 23-Jul-18 | | Tue | | Wed | | Thu | | Fri | | Weekday Average | | Sat | | Sun | |
|------------|-----------|-------|-------|-------|-------|-------|-------|-------|-----|----|-----------------|-------|-----|----|-----|----|
| | EB | WB | EB | WB | EB | WB | EB | WB | EB | WB | EB | WB | EB | WB | EB | WB |
| 12:00 AM | 0 | 0 | 0 | 3 | 0 | 0 | 1 | 2 | * | * | 0 | 1 | * | * | * | * |
| 01:00 | 0 | 0 | 0 | 1 | 0 | 1 | 0 | 0 | * | * | 0 | 0 | * | * | * | * |
| 02:00 | 0 | 0 | 0 | 1 | 0 | 0 | 0 | 2 | * | * | 0 | 1 | * | * | * | * |
| 03:00 | 0 | 0 | 0 | 0 | 0 | 0 | 0 | 0 | * | * | 0 | 0 | * | * | * | * |
| 04:00 | 2 | 2 | 1 | 0 | 0 | 0 | 0 | 0 | * | * | 1 | 0 | * | * | * | * |
| 05:00 | 2 | 0 | 3 | 0 | 0 | 0 | 1 | 0 | * | * | 2 | 0 | * | * | * | * |
| 06:00 | 7 | 5 | 4 | 1 | 5 | 4 | 9 | 3 | * | * | 6 | 3 | * | * | * | * |
| 07:00 | 10 | 5 | 8 | 8 | 6 | 6 | 12 | 9 | * | * | 9 | 7 | * | * | * | * |
| 08:00 | 16 | 11 | 14 | 8 | 9 | 13 | 12 | 16 | * | * | 13 | 12 | * | * | * | * |
| 09:00 | 13 | 16 | 6 | 11 | 12 | 13 | 16 | 13 | * | * | 12 | 13 | * | * | * | * |
| 10:00 | 14 | 12 | 10 | 8 | 12 | 15 | 10 | 19 | * | * | 12 | 14 | * | * | * | * |
| 11:00 | 17 | 10 | 6 | 14 | 9 | 18 | 14 | 12 | * | * | 12 | 14 | * | * | * | * |
| 12:00 PM | 15 | 22 | 7 | 16 | 9 | 12 | 10 | 15 | * | * | 10 | 16 | * | * | * | * |
| 01:00 | 12 | 12 | 6 | 12 | 7 | 18 | 9 | 18 | * | * | 8 | 15 | * | * | * | * |
| 02:00 | 8 | 23 | 11 | 12 | 16 | 14 | 8 | 19 | * | * | 11 | 17 | * | * | * | * |
| 03:00 | 19 | 13 | 16 | 16 | 7 | 17 | * | * | * | * | 14 | 15 | * | * | * | * |
| 04:00 | 9 | 18 | 5 | 17 | 11 | 20 | * | * | * | * | 8 | 18 | * | * | * | * |
| 05:00 | 7 | 17 | 15 | 20 | 10 | 12 | * | * | * | * | 11 | 16 | * | * | * | * |
| 06:00 | 7 | 15 | 8 | 20 | 10 | 19 | * | * | * | * | 8 | 18 | * | * | * | * |
| 07:00 | 9 | 13 | 12 | 27 | 10 | 19 | * | * | * | * | 10 | 20 | * | * | * | * |
| 08:00 | 3 | 13 | 11 | 16 | 7 | 18 | * | * | * | * | 7 | 16 | * | * | * | * |
| 09:00 | 5 | 11 | 11 | 13 | 5 | 11 | * | * | * | * | 7 | 12 | * | * | * | * |
| 10:00 | 3 | 3 | 0 | 8 | 5 | 9 | * | * | * | * | 3 | 7 | * | * | * | * |
| 11:00 | 1 | 1 | 1 | 2 | 2 | 1 | * | * | * | * | 1 | 1 | * | * | * | * |
| Total Day | 179 | 222 | 155 | 234 | 152 | 240 | 102 | 128 | 0 | 0 | 165 | 236 | 0 | 0 | 0 | 0 |
| AM Peak | 11:00 | 09:00 | 08:00 | 11:00 | 09:00 | 11:00 | 09:00 | 10:00 | - | - | 08:00 | 10:00 | - | - | - | - |
| Vol. | 17 | 16 | 14 | 14 | 12 | 18 | 16 | 19 | - | - | 13 | 14 | - | - | - | - |
| PM Peak | 15:00 | 14:00 | 15:00 | 19:00 | 14:00 | 16:00 | 12:00 | 14:00 | - | - | 15:00 | 19:00 | - | - | - | - |
| Vol. | 19 | 23 | 16 | 27 | 16 | 20 | 10 | 19 | - | - | 14 | 20 | - | - | - | - |

| | | | | | | | | |
|-------------|---------|----------|-----|-----|-----|-----|-----|-----|
| Comb. Total | 401 | 389 | 392 | 230 | 323 | 724 | 347 | 303 |
| ADT | ADT 376 | AADT 376 | | | | | | |

City of San Clemente Engineering Division

Project: Stop Warrant
Location: Ola Vista and W Gaviota

gaviota w 218
Date Start: 4/24/2019
Date End: 5/8/2019
Site Code: 218GAVI

| Start Time | Mon 4/22/2019 | Tue | Wed | Thu | Fri | Average Day | Sat | Sun | Week Average |
|------------|------------------|-----|-----|-----|-----|----------------|-----|-----|-----------------|
| 12:00 AM | * | * | * | 0 | 0 | 0 | 1 | 0 | 0 |
| 01:00 | * | * | * | 0 | 0 | 0 | 0 | 0 | 0 |
| 02:00 | * | * | * | 0 | 0 | 0 | 2 | 1 | 1 |
| 03:00 | * | * | * | 0 | 0 | 0 | 0 | 0 | 0 |
| 04:00 | * | * | * | 0 | 0 | 0 | 0 | 0 | 0 |
| 05:00 | * | * | * | 0 | 2 | 1 | 1 | 0 | 1 |
| 06:00 | * | * | * | 7 | 5 | 6 | 9 | 2 | 6 |
| 07:00 | * | * | * | 13 | 16 | 14 | 11 | 1 | 10 |
| 08:00 | * | * | * | 17 | 17 | 17 | 14 | 7 | 14 |
| 09:00 | * | * | * | 11 | 5 | 8 | 11 | 12 | 10 |
| 10:00 | * | * | * | 11 | 11 | 11 | 12 | 12 | 12 |
| 11:00 | * | * | * | 21 | 8 | 14 | 17 | 12 | 14 |
| 12:00 PM | * | * | * | 18 | 15 | 16 | 18 | 11 | 16 |
| 01:00 | * | * | * | 14 | 6 | 10 | 19 | 16 | 14 |
| 02:00 | * | * | * | 17 | 22 | 20 | 19 | 9 | 17 |
| 03:00 | * | * | * | 19 | 15 | 17 | 23 | 16 | 18 |
| 04:00 | * | * | 24 | 11 | 19 | 18 | 10 | 14 | 16 |
| 05:00 | * | * | 16 | 16 | 11 | 14 | 11 | 13 | 13 |
| 06:00 | * | * | 13 | 13 | 10 | 12 | 10 | 16 | 12 |
| 07:00 | * | * | 7 | 10 | 9 | 9 | 7 | 15 | 10 |
| 08:00 | * | * | 6 | 0 | 5 | 4 | 8 | 11 | 6 |
| 09:00 | * | * | 7 | 2 | 6 | 5 | 6 | 2 | 5 |
| 10:00 | * | * | 2 | 2 | 6 | 3 | 5 | 3 | 4 |
| 11:00 | * | * | 0 | 2 | 3 | 2 | 1 | 0 | 1 |
| Total | 0 | 0 | 75 | 204 | 191 | 201 | 215 | 173 | 200 |

| | | | | | | | | | | | | | | |
|--------------|------|------|-------|--------|-------|--------|--------|-------|-------|-------|---|-------|---|---|
| % Avg. WkDay | 0.0% | 0.0% | 37.3% | 101.5% | 95.0% | 100.0% | | | | | | | | |
| % Avg. Week | 0.0% | 0.0% | 37.5% | 102.0% | 95.5% | 100.5% | 107.5% | 86.5% | | | | | | |
| AM Peak | - | - | - | 11:00 | 08:00 | - | 08:00 | - | 11:00 | 09:00 | - | 08:00 | - | - |
| Vol. | - | - | - | 21 | 17 | - | 17 | - | 17 | 12 | - | 14 | - | - |
| PM Peak | - | - | 16:00 | 15:00 | 14:00 | - | 14:00 | - | 15:00 | 13:00 | - | 15:00 | - | - |
| Vol. | - | - | 24 | 19 | 22 | - | 20 | - | 23 | 16 | - | 18 | - | - |

City of San Clemente Engineering Division

Project: Stop Warrant
Location: Ola Vista and W Gaviota

gaviota w 218
Date Start: 4/24/2019
Date End: 5/8/2019
Site Code: 218GAVI

| Start Time | Mon 4/29/2019 | Tue | Wed | Thu | Fri | Average Day | Sat | Sun | Week Average | | | | | |
|--------------|------------------|-----------|-----------|-----------|-----------|----------------|-----------|-----------|-----------------|-------|---|-------|---|---|
| 12:00 AM | 1 | 0 | 1 | 1 | 0 | 1 | 1 | 1 | 1 | | | | | |
| 01:00 | 1 | 0 | 0 | 0 | 0 | 0 | 1 | 0 | 0 | | | | | |
| 02:00 | 0 | 0 | 1 | 0 | 0 | 0 | 0 | 0 | 0 | | | | | |
| 03:00 | 0 | 0 | 0 | 0 | 0 | 0 | 0 | 0 | 0 | | | | | |
| 04:00 | 1 | 0 | 1 | 0 | 0 | 0 | 0 | 0 | 0 | | | | | |
| 05:00 | 2 | 0 | 1 | 2 | 1 | 1 | 1 | 0 | 1 | | | | | |
| 06:00 | 1 | 5 | 5 | 4 | 3 | 4 | 3 | 3 | 3 | | | | | |
| 07:00 | 13 | 13 | 12 | 17 | 15 | 14 | 3 | 6 | 11 | | | | | |
| 08:00 | 12 | 11 | 16 | 23 | 11 | 15 | 6 | 4 | 12 | | | | | |
| 09:00 | 8 | 16 | 14 | 17 | 13 | 14 | 9 | 10 | 12 | | | | | |
| 10:00 | 13 | 13 | 9 | 15 | 11 | 12 | 11 | 15 | 12 | | | | | |
| 11:00 | 12 | 12 | 16 | 16 | 10 | 13 | 20 | 16 | 15 | | | | | |
| 12:00 PM | 14 | 12 | 16 | 15 | 15 | 14 | 12 | 9 | 13 | | | | | |
| 01:00 | 13 | 10 | 24 | 8 | 27 | 16 | 17 | 18 | 17 | | | | | |
| 02:00 | 32 | 20 | 14 | 20 | 17 | 21 | 15 | 13 | 19 | | | | | |
| 03:00 | 17 | 9 | 24 | 23 | 27 | 20 | 12 | 23 | 19 | | | | | |
| 04:00 | 22 | 13 | 15 | 10 | 7 | 13 | 13 | 13 | 13 | | | | | |
| 05:00 | 21 | 14 | 11 | 17 | 19 | 16 | 22 | 19 | 18 | | | | | |
| 06:00 | 9 | 9 | 10 | 16 | 13 | 11 | 19 | 10 | 12 | | | | | |
| 07:00 | 13 | 9 | 12 | 4 | 21 | 12 | 20 | 13 | 13 | | | | | |
| 08:00 | 3 | 4 | 8 | 6 | 9 | 6 | 5 | 9 | 6 | | | | | |
| 09:00 | 7 | 6 | 3 | 10 | 5 | 6 | 4 | 3 | 5 | | | | | |
| 10:00 | 1 | 0 | 3 | 0 | 1 | 1 | 10 | 3 | 3 | | | | | |
| 11:00 | 0 | 0 | 0 | 1 | 3 | 1 | 5 | 0 | 1 | | | | | |
| Total | 216 | 176 | 216 | 225 | 228 | 211 | 209 | 188 | 206 | | | | | |
| % Avg. WkDay | 102.4% | 83.4% | 102.4% | 106.6% | 108.1% | 100.0% | | | | | | | | |
| % Avg. Week | 104.9% | 85.4% | 104.9% | 109.2% | 110.7% | 102.4% | 101.5% | 91.3% | | | | | | |
| AM Peak | 07:00 | 09:00 | 08:00 | 08:00 | 07:00 | - | 08:00 | - | 11:00 | 11:00 | - | 11:00 | - | - |
| Vol. | 13 | 16 | 16 | 23 | 15 | - | 15 | - | 20 | 16 | - | 15 | - | - |
| PM Peak | 14:00 | 14:00 | 13:00 | 15:00 | 13:00 | - | 14:00 | - | 17:00 | 15:00 | - | 14:00 | - | - |
| Vol. | 32 | 20 | 24 | 23 | 27 | - | 21 | - | 22 | 23 | - | 19 | - | - |

City of San Clemente Engineering Division

Project: Stop Warrant
Location: Ola Vista and W Gaviota

gaviota w 218
Date Start: 4/24/2019
Date End: 5/8/2019
Site Code: 218GAVI

| Start Time | Mon 5/6/2019 | Tue | Wed | Thu | Fri | Average Day | Sat | Sun | Week Average |
|--------------|-----------------|-----------|-----------|------|------|----------------|------|------|-----------------|
| 12:00 AM | 2 | 0 | 0 | * | * | 1 | * | * | 1 |
| 01:00 | 0 | 0 | 0 | * | * | 0 | * | * | 0 |
| 02:00 | 0 | 1 | 0 | * | * | 0 | * | * | 0 |
| 03:00 | 0 | 0 | 0 | * | * | 0 | * | * | 0 |
| 04:00 | 0 | 0 | 0 | * | * | 0 | * | * | 0 |
| 05:00 | 1 | 0 | 0 | * | * | 0 | * | * | 0 |
| 06:00 | 4 | 3 | 3 | * | * | 3 | * | * | 3 |
| 07:00 | 12 | 10 | 17 | * | * | 13 | * | * | 13 |
| 08:00 | 18 | 12 | 16 | * | * | 15 | * | * | 15 |
| 09:00 | 19 | 11 | 26 | * | * | 19 | * | * | 19 |
| 10:00 | 20 | 16 | 10 | * | * | 15 | * | * | 15 |
| 11:00 | 11 | 16 | * | * | * | 14 | * | * | 14 |
| 12:00 PM | 19 | 22 | * | * | * | 20 | * | * | 20 |
| 01:00 | 21 | 19 | * | * | * | 20 | * | * | 20 |
| 02:00 | 25 | 26 | * | * | * | 26 | * | * | 26 |
| 03:00 | 21 | 9 | * | * | * | 15 | * | * | 15 |
| 04:00 | 18 | 16 | * | * | * | 17 | * | * | 17 |
| 05:00 | 12 | 12 | * | * | * | 12 | * | * | 12 |
| 06:00 | 13 | 19 | * | * | * | 16 | * | * | 16 |
| 07:00 | 6 | 16 | * | * | * | 11 | * | * | 11 |
| 08:00 | 7 | 13 | * | * | * | 10 | * | * | 10 |
| 09:00 | 4 | 3 | * | * | * | 4 | * | * | 4 |
| 10:00 | 0 | 5 | * | * | * | 2 | * | * | 2 |
| 11:00 | 0 | 0 | * | * | * | 0 | * | * | 0 |
| Total | 233 | 229 | 72 | 0 | 0 | 233 | 0 | 0 | 233 |
| <hr/> | | | | | | | | | |
| % Avg. WkDay | 100.0% | 98.3% | 30.9% | 0.0% | 0.0% | 100.0% | | | |
| % Avg. Week | 100.0% | 98.3% | 30.9% | 0.0% | 0.0% | 100.0% | 0.0% | 0.0% | |
| <hr/> | | | | | | | | | |
| AM Peak | 10:00 | 10:00 | 09:00 | - | - | 09:00 | - | - | 09:00 |
| Vol. | 20 | 16 | 26 | - | - | 19 | - | - | 19 |
| <hr/> | | | | | | | | | |
| PM Peak | 14:00 | 14:00 | - | - | - | 14:00 | - | - | 14:00 |
| Vol. | 25 | 26 | - | - | - | 26 | - | - | 26 |
| <hr/> | | | | | | | | | |
| Total | 449 | 405 | 363 | 429 | 419 | 645 | 424 | 361 | 639 |
| <hr/> | | | | | | | | | |
| ADT | ADT 209 | | AADT 209 | | | | | | |

City of San Clemente
Engineering Division

Project: Traffic Calming Avenida Granada
Location: 100 blk Ave Granada

Granada 134_P
Date Start: 3/29/2019
Date End: 4/11/2019
Site Code: 134GRAN

| Start Time | 3/25/2019 | | Tue | | Wed | | Thu | | Fri | | Sat | | Sun | | Week Average | | |
|------------|-----------|----|-----|----|-----|----|-----|----|-----|------------|------------|------------|------------|------------|--------------|------------|-----------|
| | WB | EB | WB | EB | WB | EB | WB | EB | WB | EB | WB | EB | WB | EB | WB | EB | |
| 12:00 AM | * | * | * | * | * | * | * | * | * | * | 12 | 16 | 12 | 11 | 12 | 14 | |
| 01:00 | * | * | * | * | * | * | * | * | * | * | 8 | 7 | 13 | 4 | 10 | 6 | |
| 02:00 | * | * | * | * | * | * | * | * | * | * | 11 | 4 | 11 | 3 | 11 | 4 | |
| 03:00 | * | * | * | * | * | * | * | * | * | * | 3 | 1 | 1 | 2 | 2 | 2 | |
| 04:00 | * | * | * | * | * | * | * | * | * | * | 3 | 4 | 0 | 0 | 2 | 2 | |
| 05:00 | * | * | * | * | * | * | * | * | * | * | 7 | 1 | 2 | 4 | 4 | 2 | |
| 06:00 | * | * | * | * | * | * | * | * | * | * | 6 | 13 | 6 | 8 | 6 | 10 | |
| 07:00 | * | * | * | * | * | * | * | * | * | * | 21 | 19 | 10 | 13 | 16 | 16 | |
| 08:00 | * | * | * | * | * | * | * | * | * | * | 33 | 32 | 15 | 25 | 24 | 28 | |
| 09:00 | * | * | * | * | * | * | * | * | * | * | 63 | 59 | 53 | 34 | 58 | 46 | |
| 10:00 | * | * | * | * | * | * | * | * | * | * | 94 | 65 | 61 | 51 | 78 | 58 | |
| 11:00 | * | * | * | * | * | * | * | * | * | 53 | 31 | 112 | 86 | 89 | 68 | 85 | 62 |
| 12:00 PM | * | * | * | * | * | * | * | * | * | 147 | 90 | 116 | 73 | 105 | 85 | 123 | 83 |
| 01:00 | * | * | * | * | * | * | * | * | * | 107 | 105 | 104 | 78 | 110 | 79 | 107 | 87 |
| 02:00 | * | * | * | * | * | * | * | * | * | 110 | 102 | 96 | 79 | 79 | 67 | 95 | 83 |
| 03:00 | * | * | * | * | * | * | * | * | * | 115 | 92 | 97 | 83 | 78 | 80 | 97 | 85 |
| 04:00 | * | * | * | * | * | * | * | * | * | 111 | 105 | 99 | 105 | 71 | 71 | 94 | 94 |
| 05:00 | * | * | * | * | * | * | * | * | * | 124 | 80 | 98 | 79 | 60 | 51 | 94 | 70 |
| 06:00 | * | * | * | * | * | * | * | * | * | 82 | 78 | 68 | 84 | 60 | 54 | 70 | 72 |
| 07:00 | * | * | * | * | * | * | * | * | * | 76 | 58 | 51 | 75 | 57 | 56 | 61 | 63 |
| 08:00 | * | * | * | * | * | * | * | * | * | 59 | 53 | 57 | 62 | 40 | 38 | 52 | 51 |
| 09:00 | * | * | * | * | * | * | * | * | * | 34 | 39 | 43 | 49 | 31 | 17 | 36 | 35 |
| 10:00 | * | * | * | * | * | * | * | * | * | 23 | 33 | 22 | 32 | 21 | 23 | 22 | 29 |
| 11:00 | * | * | * | * | * | * | * | * | * | 16 | 21 | 16 | 27 | 6 | 7 | 13 | 18 |
| Lane Day | 0 | 0 | 0 | 0 | 0 | 0 | 0 | 0 | 0 | 1057 | 887 | 1240 | 1133 | 991 | 851 | 1172 | 1020 |
| | | | | | | | | | | 1944 | | 2373 | | 1842 | | 2192 | |
| AM Peak | - | - | - | - | - | - | - | - | - | 11:00 | 11:00 | 11:00 | 11:00 | 11:00 | 11:00 | 11:00 | 11:00 |
| Vol. | - | - | - | - | - | - | - | - | - | 53 | 31 | 112 | 86 | 89 | 68 | 85 | 62 |
| PM Peak | - | - | - | - | - | - | - | - | - | 12:00 | 13:00 | 12:00 | 16:00 | 13:00 | 12:00 | 12:00 | 16:00 |
| Vol. | - | - | - | - | - | - | - | - | - | 147 | 105 | 116 | 105 | 110 | 85 | 123 | 94 |

City of San Clemente
Engineering Division

Project: Traffic Calming Avenida Granada
Location: 100 blk Ave Granada

Granada 134_P
Date Start: 3/29/2019
Date End: 4/11/2019
Site Code: 134GRAN

| Start Time | 4/1/2019 | | Tue | | Wed | | Thu | | Fri | | Sat | | Sun | | Week Average | |
|------------|----------|-------|-------|-------|-------|-------|-------|-------|-------|-------|-------|-------|-------|-------|--------------|-------|
| | WB | EB | WB | EB | WB | EB | WB | EB | WB | EB | WB | EB | WB | EB | WB | EB |
| 12:00 AM | 3 | 3 | 4 | 1 | 4 | 4 | 4 | 2 | 5 | 9 | 11 | 10 | 14 | 12 | 6 | 6 |
| 01:00 | 1 | 6 | 1 | 2 | 4 | 0 | 1 | 0 | 3 | 4 | 12 | 5 | 13 | 2 | 5 | 3 |
| 02:00 | 3 | 1 | 1 | 1 | 2 | 1 | 2 | 4 | 1 | 1 | 16 | 4 | 8 | 2 | 5 | 2 |
| 03:00 | 3 | 1 | 3 | 1 | 0 | 0 | 1 | 0 | 2 | 2 | 5 | 2 | 4 | 0 | 3 | 1 |
| 04:00 | 2 | 2 | 0 | 7 | 3 | 5 | 0 | 5 | 0 | 6 | 1 | 0 | 1 | 1 | 1 | 4 |
| 05:00 | 8 | 12 | 2 | 11 | 6 | 9 | 3 | 11 | 6 | 9 | 2 | 1 | 5 | 3 | 5 | 8 |
| 06:00 | 14 | 24 | 8 | 19 | 12 | 21 | 12 | 24 | 6 | 30 | 8 | 15 | 5 | 5 | 9 | 20 |
| 07:00 | 23 | 42 | 27 | 41 | 26 | 35 | 21 | 31 | 27 | 35 | 18 | 16 | 23 | 21 | 24 | 32 |
| 08:00 | 53 | 49 | 61 | 50 | 52 | 54 | 49 | 36 | 45 | 40 | 35 | 34 | 35 | 24 | 47 | 41 |
| 09:00 | 77 | 55 | 74 | 40 | 69 | 50 | 80 | 53 | 77 | 67 | 64 | 56 | 57 | 22 | 71 | 49 |
| 10:00 | 75 | 50 | 78 | 69 | 64 | 50 | 80 | 49 | 98 | 28 | 82 | 70 | 94 | 0 | 82 | 45 |
| 11:00 | 79 | 63 | 81 | 50 | 78 | 62 | 93 | 66 | 119 | 51 | 83 | 86 | 247 | 0 | 111 | 54 |
| 12:00 PM | 78 | 71 | 113 | 79 | 85 | 82 | 101 | 75 | 96 | 94 | 93 | 92 | 235 | 0 | 114 | 70 |
| 01:00 | 101 | 63 | 81 | 75 | 117 | 74 | 98 | 66 | 133 | 82 | 109 | 86 | 238 | 0 | 125 | 64 |
| 02:00 | 83 | 58 | 87 | 86 | 79 | 96 | 78 | 79 | 93 | 87 | 89 | 87 | 182 | 0 | 99 | 70 |
| 03:00 | 72 | 60 | 83 | 62 | 82 | 74 | 73 | 71 | 107 | 83 | 110 | 90 | 143 | 0 | 96 | 63 |
| 04:00 | 75 | 64 | 86 | 70 | 67 | 60 | 89 | 69 | 103 | 59 | 96 | 80 | 118 | 0 | 91 | 57 |
| 05:00 | 90 | 49 | 89 | 58 | 102 | 61 | 87 | 75 | 93 | 58 | 82 | 68 | 119 | 0 | 95 | 53 |
| 06:00 | 66 | 51 | 80 | 62 | 77 | 61 | 79 | 61 | 96 | 54 | 63 | 70 | 104 | 0 | 81 | 51 |
| 07:00 | 68 | 56 | 47 | 43 | 56 | 72 | 52 | 49 | 54 | 49 | 53 | 50 | 94 | 0 | 61 | 46 |
| 08:00 | 33 | 28 | 41 | 42 | 44 | 38 | 43 | 30 | 47 | 41 | 47 | 55 | 68 | 0 | 46 | 33 |
| 09:00 | 22 | 25 | 23 | 19 | 35 | 25 | 28 | 23 | 39 | 35 | 35 | 33 | 35 | 0 | 31 | 23 |
| 10:00 | 12 | 13 | 9 | 12 | 12 | 18 | 13 | 15 | 21 | 27 | 22 | 26 | 18 | 0 | 15 | 16 |
| 11:00 | 2 | 7 | 13 | 10 | 10 | 4 | 7 | 16 | 21 | 19 | 15 | 27 | 10 | 0 | 11 | 12 |
| Lane Day | 1043 | 853 | 1092 | 910 | 1086 | 956 | 1094 | 910 | 1292 | 970 | 1151 | 1063 | 1870 | 92 | 1234 | 823 |
| | 1896 | | 2002 | | 2042 | | 2004 | | 2262 | | 2214 | | 1962 | | 2057 | |
| AM Peak | 11:00 | 11:00 | 11:00 | 10:00 | 11:00 | 11:00 | 11:00 | 11:00 | 11:00 | 09:00 | 11:00 | 11:00 | 11:00 | 08:00 | 11:00 | 11:00 |
| Vol. | 79 | 63 | 81 | 69 | 78 | 62 | 93 | 66 | 119 | 67 | 83 | 86 | 247 | 24 | 111 | 54 |
| PM Peak | 13:00 | 12:00 | 12:00 | 14:00 | 13:00 | 14:00 | 12:00 | 14:00 | 13:00 | 12:00 | 15:00 | 12:00 | 13:00 | - | 13:00 | 12:00 |
| Vol. | 101 | 71 | 113 | 86 | 117 | 96 | 101 | 79 | 133 | 94 | 110 | 92 | 238 | - | 125 | 70 |

City of San Clemente
Engineering Division

Project: Traffic Calming Avenida Granada
Location: 100 blk Ave Granada

Granada 134_P
Date Start: 3/29/2019
Date End: 4/11/2019
Site Code: 134GRAN

| Start Time | 4/8/2019 | | Tue | | Wed | | Thu | | Fri | | Sat | | Sun | | Week Average | |
|------------|----------|-------|-------|-------|-------|-------|-------|-------|-----|----|-----|----|-----|----|--------------|-------|
| | WB | EB | WB | EB | WB | EB | WB | EB | WB | EB | WB | EB | WB | EB | WB | EB |
| 12:00 AM | 13 | 0 | 8 | 5 | 3 | 1 | 5 | 4 | * | * | * | * | * | * | 7 | 2 |
| 01:00 | 3 | 0 | 2 | 4 | 11 | 0 | 3 | 1 | * | * | * | * | * | * | 5 | 1 |
| 02:00 | 4 | 0 | 1 | 0 | 2 | 0 | 3 | 0 | * | * | * | * | * | * | 2 | 0 |
| 03:00 | 2 | 0 | 0 | 0 | 0 | 1 | 1 | 2 | * | * | * | * | * | * | 1 | 1 |
| 04:00 | 5 | 0 | 0 | 8 | 0 | 6 | 0 | 3 | * | * | * | * | * | * | 1 | 4 |
| 05:00 | 16 | 0 | 5 | 10 | 5 | 12 | 6 | 10 | * | * | * | * | * | * | 8 | 8 |
| 06:00 | 33 | 0 | 11 | 26 | 7 | 28 | 6 | 36 | * | * | * | * | * | * | 14 | 22 |
| 07:00 | 66 | 0 | 28 | 48 | 31 | 41 | 21 | 42 | * | * | * | * | * | * | 36 | 33 |
| 08:00 | 103 | 8 | 60 | 44 | 45 | 41 | 48 | 41 | * | * | * | * | * | * | 64 | 34 |
| 09:00 | 52 | 32 | 81 | 41 | 78 | 44 | 66 | 35 | * | * | * | * | * | * | 69 | 38 |
| 10:00 | 68 | 53 | 86 | 65 | 87 | 64 | * | * | * | * | * | * | * | * | 80 | 61 |
| 11:00 | 98 | 59 | 83 | 66 | 89 | 81 | * | * | * | * | * | * | * | * | 90 | 69 |
| 12:00 PM | 90 | 66 | 90 | 70 | 114 | 79 | * | * | * | * | * | * | * | * | 98 | 72 |
| 01:00 | 67 | 71 | 97 | 80 | 98 | 93 | * | * | * | * | * | * | * | * | 87 | 81 |
| 02:00 | 88 | 65 | 93 | 68 | 94 | 65 | * | * | * | * | * | * | * | * | 92 | 66 |
| 03:00 | 88 | 53 | 100 | 60 | 73 | 76 | * | * | * | * | * | * | * | * | 87 | 63 |
| 04:00 | 84 | 65 | 96 | 69 | 94 | 53 | * | * | * | * | * | * | * | * | 91 | 62 |
| 05:00 | 78 | 74 | 88 | 59 | 126 | 82 | * | * | * | * | * | * | * | * | 97 | 72 |
| 06:00 | 61 | 42 | 74 | 69 | 66 | 51 | * | * | * | * | * | * | * | * | 67 | 54 |
| 07:00 | 40 | 41 | 58 | 60 | 69 | 51 | * | * | * | * | * | * | * | * | 56 | 51 |
| 08:00 | 40 | 53 | 34 | 41 | 28 | 32 | * | * | * | * | * | * | * | * | 34 | 42 |
| 09:00 | 25 | 23 | 21 | 26 | 36 | 31 | * | * | * | * | * | * | * | * | 27 | 27 |
| 10:00 | 15 | 17 | 14 | 18 | 10 | 17 | * | * | * | * | * | * | * | * | 13 | 17 |
| 11:00 | 6 | 5 | 12 | 6 | 11 | 12 | * | * | * | * | * | * | * | * | 10 | 8 |
| Lane Day | 1145 | 727 | 1142 | 943 | 1177 | 961 | 159 | 174 | 0 | 0 | 0 | 0 | 0 | 0 | 1136 | 888 |
| | 1872 | | 2085 | | 2138 | | 333 | | 0 | | 0 | | 0 | | 2024 | |
| AM Peak | 08:00 | 11:00 | 10:00 | 11:00 | 11:00 | 11:00 | 09:00 | 07:00 | - | - | - | - | - | - | 11:00 | 11:00 |
| Vol. | 103 | 59 | 86 | 66 | 89 | 81 | 66 | 42 | - | - | - | - | - | - | 90 | 69 |
| PM Peak | 12:00 | 17:00 | 15:00 | 13:00 | 17:00 | 13:00 | - | - | - | - | - | - | - | - | 12:00 | 13:00 |
| Vol. | 90 | 74 | 100 | 80 | 126 | 93 | - | - | - | - | - | - | - | - | 98 | 81 |

| | | | | | | | | |
|-------------|-----------|------------|------|------|------|------|------|------|
| Comb. Total | 3768 | 4087 | 4180 | 2337 | 4206 | 4587 | 3804 | 6273 |
| ADT | ADT 2,085 | AADT 2,085 | | | | | | |



City of San Clemente

Engineering Division

Location: Ave Granada, east Ola Vista
 Project: Stop Sign Warrant
 Traffic Survey - ADT

Site Code: 162GRA
 El Camino Real
 Ola Vista
 Date Start: 21-Jul-11
 Date End: 25-Jul-11
 Date Printed: 25-Jul-11

| Start Time | 18-Jul-11 | | Tue | | Wed | | Thu | | Fri | | Sat | | Sun | | Week Average | | |
|------------|-----------|----|-----|----|-----|----|-------|------------|------------|------------|-----------|------------|-----------|------------|--------------|------------|-----------|
| | WB | EB | WB | EB | WB | EB | WB | EB | WB | EB | WB | EB | WB | EB | WB | EB | |
| 12:00 AM | * | * | * | * | * | * | * | * | 10 | 5 | 11 | 14 | 25 | 15 | 15 | 11 | |
| 01:00 | * | * | * | * | * | * | * | * | 10 | 3 | 25 | 7 | 32 | 13 | 22 | 8 | |
| 02:00 | * | * | * | * | * | * | * | * | 5 | 3 | 11 | 4 | 18 | 7 | 11 | 5 | |
| 03:00 | * | * | * | * | * | * | * | * | 4 | 0 | 2 | 1 | 3 | 2 | 3 | 1 | |
| 04:00 | * | * | * | * | * | * | * | * | 1 | 6 | 3 | 4 | 1 | 2 | 2 | 4 | |
| 05:00 | * | * | * | * | * | * | * | * | 6 | 17 | 4 | 7 | 6 | 9 | 5 | 11 | |
| 06:00 | * | * | * | * | * | * | * | * | 17 | 24 | 10 | 13 | 8 | 5 | 12 | 14 | |
| 07:00 | * | * | * | * | * | * | * | * | 37 | 39 | 27 | 17 | 14 | 18 | 26 | 25 | |
| 08:00 | * | * | * | * | * | * | * | * | 47 | 42 | 25 | 32 | 26 | 23 | 33 | 32 | |
| 09:00 | * | * | * | * | * | * | * | * | 57 | 48 | 49 | 38 | 44 | 39 | 50 | 42 | |
| 10:00 | * | * | * | * | * | * | * | 94 | 51 | 77 | 44 | 78 | 62 | 87 | 82 | 84 | 60 |
| 11:00 | * | * | * | * | * | * | * | 91 | 72 | 88 | 60 | 89 | 79 | 97 | 68 | 91 | 70 |
| 12:00 PM | * | * | * | * | * | * | * | 42 | 37 | 112 | 82 | 131 | 53 | 140 | 86 | 106 | 64 |
| 01:00 | * | * | * | * | * | * | * | 75 | 51 | 104 | 92 | 143 | 28 | 124 | 79 | 112 | 62 |
| 02:00 | * | * | * | * | * | * | * | 87 | 61 | 117 | 68 | 95 | 66 | 91 | 71 | 98 | 66 |
| 03:00 | * | * | * | * | * | * | * | 84 | 61 | 137 | 84 | 87 | 57 | 91 | 81 | 100 | 71 |
| 04:00 | * | * | * | * | * | * | * | 0 | 147 | 120 | 78 | 126 | 48 | 70 | 58 | 79 | 83 |
| 05:00 | * | * | * | * | * | * | * | 18 | 149 | 133 | 61 | 80 | 49 | 89 | 73 | 80 | 83 |
| 06:00 | * | * | * | * | * | * | * | 112 | 62 | 105 | 68 | 81 | 59 | 64 | 66 | 90 | 64 |
| 07:00 | * | * | * | * | * | * | * | 59 | 60 | 111 | 79 | 66 | 45 | 66 | 39 | 76 | 56 |
| 08:00 | * | * | * | * | * | * | * | 66 | 52 | 62 | 50 | 59 | 37 | 50 | 46 | 59 | 46 |
| 09:00 | * | * | * | * | * | * | * | 16 | 49 | 70 | 30 | 64 | 43 | 34 | 22 | 46 | 36 |
| 10:00 | * | * | * | * | * | * | * | 21 | 45 | 31 | 32 | 44 | 27 | 26 | 21 | 30 | 31 |
| 11:00 | * | * | * | * | * | * | * | 8 | 14 | 31 | 23 | 26 | 33 | 6 | 9 | 18 | 20 |
| Lane | 0 | 0 | 0 | 0 | 0 | 0 | 773 | 911 | 1492 | 1038 | 1336 | 823 | 1212 | 934 | 1248 | 965 | |
| Day | 0 | 0 | 0 | 0 | 0 | 0 | 1684 | 1684 | 2530 | 2530 | 2159 | 2159 | 2146 | 2146 | 2213 | 2213 | |
| AM Peak | | | | | | | 10:00 | 11:00 | 11:00 | 11:00 | 11:00 | 11:00 | 11:00 | 10:00 | 11:00 | 11:00 | |
| Vol. | | | | | | | 94 | 72 | 88 | 60 | 89 | 79 | 97 | 82 | 91 | 70 | |
| PM Peak | | | | | | | 18:00 | 17:00 | 15:00 | 13:00 | 13:00 | 14:00 | 12:00 | 12:00 | 13:00 | 16:00 | |
| Vol. | | | | | | | 112 | 149 | 137 | 92 | 143 | 66 | 140 | 86 | 112 | 83 | |



City of San Clemente

Engineering Division

Location: Ave Granada, west Ola Vista
 Project: Stop Sign Warrant
 Traffic Survey

Site Code: 204RA
 Ola Vista
 Calle Seville
 Date Start: 21-Jul-11
 Date End: 25-Jul-11
 Date Printed: 25-Jul-11

| Start Time | 18-Jul-11 | | Tue | | Wed | | Thu | | Fri | | Sat | | Sun | | Week Average | | |
|------------|-----------|----|-----|----|-----|----|-----|-------|-------|-------|-------|-------|-------|-------|--------------|-------|-------|
| | WB | EB | WB | EB | WB | EB | WB | EB | WB | EB | WB | EB | WB | EB | WB | EB | |
| 12:00 AM | * | * | * | * | * | * | * | * | 12 | 0 | 7 | 16 | 15 | 12 | 11 | 9 | |
| 01:00 | * | * | * | * | * | * | * | * | 9 | 0 | 5 | 3 | 13 | 5 | 9 | 3 | |
| 02:00 | * | * | * | * | * | * | * | * | 5 | 0 | 4 | 1 | 9 | 3 | 6 | 1 | |
| 03:00 | * | * | * | * | * | * | * | * | 1 | 0 | 3 | 2 | 2 | 2 | 2 | 1 | |
| 04:00 | * | * | * | * | * | * | * | * | 9 | 0 | 4 | 4 | 1 | 1 | 5 | 2 | |
| 05:00 | * | * | * | * | * | * | * | * | 23 | 0 | 1 | 7 | 4 | 8 | 9 | 5 | |
| 06:00 | * | * | * | * | * | * | * | * | 34 | 8 | 7 | 12 | 11 | 6 | 17 | 9 | |
| 07:00 | * | * | * | * | * | * | * | * | 40 | 38 | 30 | 17 | 28 | 15 | 33 | 23 | |
| 08:00 | * | * | * | * | * | * | * | * | 47 | 46 | 31 | 31 | 25 | 27 | 34 | 35 | |
| 09:00 | * | * | * | * | * | * | * | * | 54 | 52 | 53 | 25 | 51 | 35 | 53 | 37 | |
| 10:00 | * | * | * | * | * | * | * | 64 | 40 | 57 | 43 | 104 | 0 | 73 | 59 | 74 | 36 |
| 11:00 | * | * | * | * | * | * | * | 74 | 56 | 74 | 50 | 55 | 38 | 68 | 55 | 68 | 50 |
| 12:00 PM | * | * | * | * | * | * | * | 85 | 56 | 89 | 51 | 76 | 46 | 81 | 58 | 83 | 53 |
| 01:00 | * | * | * | * | * | * | * | 5 | 3 | 84 | 66 | 71 | 40 | 69 | 47 | 57 | 39 |
| 02:00 | * | * | * | * | * | * | * | 59 | 39 | 80 | 62 | 69 | 58 | 70 | 46 | 70 | 51 |
| 03:00 | * | * | * | * | * | * | * | 41 | 60 | 66 | 71 | 62 | 46 | 60 | 57 | 57 | 58 |
| 04:00 | * | * | * | * | * | * | * | 0 | 129 | 81 | 60 | 84 | 49 | 58 | 55 | 56 | 73 |
| 05:00 | * | * | * | * | * | * | * | 0 | 143 | 88 | 55 | 60 | 53 | 50 | 51 | 50 | 76 |
| 06:00 | * | * | * | * | * | * | * | 0 | 148 | 76 | 45 | 58 | 44 | 64 | 44 | 50 | 70 |
| 07:00 | * | * | * | * | * | * | * | 0 | 147 | 83 | 74 | 59 | 39 | 46 | 32 | 47 | 73 |
| 08:00 | * | * | * | * | * | * | * | 0 | 103 | 41 | 28 | 51 | 33 | 39 | 34 | 33 | 50 |
| 09:00 | * | * | * | * | * | * | * | 42 | 22 | 40 | 44 | 34 | 38 | 27 | 20 | 36 | 31 |
| 10:00 | * | * | * | * | * | * | * | 69 | 0 | 24 | 29 | 27 | 23 | 16 | 20 | 34 | 18 |
| 11:00 | * | * | * | * | * | * | * | 27 | 0 | 24 | 24 | 22 | 19 | 7 | 11 | 20 | 14 |
| Lane | 0 | 0 | 0 | 0 | 0 | 0 | 0 | 466 | 946 | 1141 | 846 | 977 | 644 | 887 | 703 | 914 | 817 |
| Day | 0 | 0 | 0 | 0 | 0 | 0 | 0 | 1412 | 946 | 1987 | 846 | 1621 | 644 | 1590 | 703 | 1731 | 817 |
| AM Peak | | | | | | | | 11:00 | 11:00 | 11:00 | 09:00 | 10:00 | 11:00 | 10:00 | 10:00 | 10:00 | 11:00 |
| Vol. | | | | | | | | 74 | 56 | 74 | 52 | 104 | 38 | 73 | 59 | 74 | 50 |
| PM Peak | | | | | | | | 12:00 | 18:00 | 12:00 | 19:00 | 16:00 | 14:00 | 12:00 | 12:00 | 12:00 | 17:00 |
| Vol. | | | | | | | | 85 | 148 | 89 | 74 | 84 | 58 | 81 | 58 | 83 | 76 |



City of San Clemente

Engineering Division

Location: Ave Granada, west Ola Vista
 Project: Stop Sign Warrant
 Traffic Survey

Site Code: 204RA
 Ola Vista
 Calle Seville
 Date Start: 21-Jul-11
 Date End: 25-Jul-11
 Date Printed: 25-Jul-11

| Start Time | 25-Jul-11 | | Tue | | Wed | | Thu | | Fri | | Sat | | Sun | | Week Average | |
|-------------|-----------|-------|------------|------|------|------|------|------|-----|----|-----|----|-----|----|--------------|-------|
| | WB | EB | WB | EB | WB | EB | WB | EB | WB | EB | WB | EB | WB | EB | WB | EB |
| 12:00 AM | 14 | 5 | * | * | * | * | * | * | * | * | * | * | * | * | 14 | 5 |
| 01:00 | 3 | 4 | * | * | * | * | * | * | * | * | * | * | * | * | 3 | 4 |
| 02:00 | 0 | 1 | * | * | * | * | * | * | * | * | * | * | * | * | 0 | 1 |
| 03:00 | 2 | 1 | * | * | * | * | * | * | * | * | * | * | * | * | 2 | 1 |
| 04:00 | 2 | 6 | * | * | * | * | * | * | * | * | * | * | * | * | 2 | 6 |
| 05:00 | 2 | 16 | * | * | * | * | * | * | * | * | * | * | * | * | 2 | 16 |
| 06:00 | 18 | 22 | * | * | * | * | * | * | * | * | * | * | * | * | 18 | 22 |
| 07:00 | 33 | 51 | * | * | * | * | * | * | * | * | * | * | * | * | 33 | 51 |
| 08:00 | 39 | 34 | * | * | * | * | * | * | * | * | * | * | * | * | 39 | 34 |
| 09:00 | 36 | 29 | * | * | * | * | * | * | * | * | * | * | * | * | 36 | 29 |
| 10:00 | * | * | * | * | * | * | * | * | * | * | * | * | * | * | * | * |
| 11:00 | * | * | * | * | * | * | * | * | * | * | * | * | * | * | * | * |
| 12:00 PM | * | * | * | * | * | * | * | * | * | * | * | * | * | * | * | * |
| 01:00 | * | * | * | * | * | * | * | * | * | * | * | * | * | * | * | * |
| 02:00 | * | * | * | * | * | * | * | * | * | * | * | * | * | * | * | * |
| 03:00 | * | * | * | * | * | * | * | * | * | * | * | * | * | * | * | * |
| 04:00 | * | * | * | * | * | * | * | * | * | * | * | * | * | * | * | * |
| 05:00 | * | * | * | * | * | * | * | * | * | * | * | * | * | * | * | * |
| 06:00 | * | * | * | * | * | * | * | * | * | * | * | * | * | * | * | * |
| 07:00 | * | * | * | * | * | * | * | * | * | * | * | * | * | * | * | * |
| 08:00 | * | * | * | * | * | * | * | * | * | * | * | * | * | * | * | * |
| 09:00 | * | * | * | * | * | * | * | * | * | * | * | * | * | * | * | * |
| 10:00 | * | * | * | * | * | * | * | * | * | * | * | * | * | * | * | * |
| 11:00 | * | * | * | * | * | * | * | * | * | * | * | * | * | * | * | * |
| Lane | 149 | 169 | 0 | 0 | 0 | 0 | 0 | 0 | 0 | 0 | 0 | 0 | 0 | 0 | 149 | 169 |
| Day | 318 | | 0 | | 0 | | 0 | | 0 | | 0 | | 0 | | 318 | |
| AM Peak | 08:00 | 07:00 | | | | | | | | | | | | | 08:00 | 07:00 |
| Vol. | 39 | 51 | | | | | | | | | | | | | 39 | 51 |
| PM Peak | | | | | | | | | | | | | | | | |
| Vol. | | | | | | | | | | | | | | | | |
| Comb. Total | 318 | 0 | 0 | 1412 | 1987 | 1621 | 1590 | 2049 | | | | | | | | |
| ADT | ADT 1,732 | | AADT 1,732 | | | | | | | | | | | | | |

Transportation Studies, Inc.

2640 Walnut Avenue, Suite L
Tustin, CA. 92780

Location : CAMINO TERRA GRANDE
Segment : E/O CAMINO VIENTO FUERTE
Client : CITY SAN CLEMENT

Site: AN CLEMENTE
Date: 02/19/19

| Interval | EB | | | | WB | | | | Combined | | | | Day: | Tuesday |
|------------|-------|------|-------|----|-------|------|-------|----|----------|-----|-------|-----|------|---------|
| | AM | | PM | | AM | | PM | | AM | | PM | | | |
| 12:00 | 0 | 0 | 7 | 41 | 0 | 0 | 12 | 41 | 0 | 0 | 19 | 82 | | |
| 12:15 | 0 | | 10 | | 0 | | 9 | | 0 | | 19 | | | |
| 12:30 | 0 | | 12 | | 0 | | 8 | | 0 | | 20 | | | |
| 12:45 | 0 | | 12 | | 0 | | 12 | | 0 | | 24 | | | |
| 01:00 | 0 | 0 | 9 | 56 | 1 | 1 | 14 | 57 | 1 | 1 | 23 | 113 | | |
| 01:15 | 0 | | 14 | | 0 | | 16 | | 0 | | 30 | | | |
| 01:30 | 0 | | 21 | | 0 | | 14 | | 0 | | 35 | | | |
| 01:45 | 0 | | 12 | | 0 | | 13 | | 0 | | 25 | | | |
| 02:00 | 0 | 1 | 14 | 42 | 0 | 1 | 16 | 58 | 0 | 2 | 30 | 100 | | |
| 02:15 | 1 | | 7 | | 0 | | 12 | | 1 | | 19 | | | |
| 02:30 | 0 | | 10 | | 1 | | 17 | | 1 | | 27 | | | |
| 02:45 | 0 | | 11 | | 0 | | 13 | | 0 | | 24 | | | |
| 03:00 | 0 | 0 | 14 | 57 | 0 | 0 | 9 | 67 | 0 | 0 | 23 | 124 | | |
| 03:15 | 0 | | 16 | | 0 | | 16 | | 0 | | 32 | | | |
| 03:30 | 0 | | 12 | | 0 | | 19 | | 0 | | 31 | | | |
| 03:45 | 0 | | 15 | | 0 | | 23 | | 0 | | 38 | | | |
| 04:00 | 0 | 1 | 16 | 60 | 1 | 3 | 18 | 51 | 1 | 4 | 34 | 111 | | |
| 04:15 | 1 | | 12 | | 0 | | 10 | | 1 | | 22 | | | |
| 04:30 | 0 | | 18 | | 1 | | 8 | | 1 | | 26 | | | |
| 04:45 | 0 | | 14 | | 1 | | 15 | | 1 | | 29 | | | |
| 05:00 | 0 | 1 | 18 | 66 | 1 | 11 | 18 | 59 | 1 | 12 | 36 | 125 | | |
| 05:15 | 1 | | 18 | | 6 | | 18 | | 7 | | 36 | | | |
| 05:30 | 0 | | 18 | | 2 | | 12 | | 2 | | 30 | | | |
| 05:45 | 0 | | 12 | | 2 | | 11 | | 2 | | 23 | | | |
| 06:00 | 2 | 7 | 10 | 41 | 9 | 34 | 12 | 39 | 11 | 41 | 22 | 80 | | |
| 06:15 | 1 | | 10 | | 7 | | 12 | | 8 | | 22 | | | |
| 06:30 | 2 | | 6 | | 8 | | 8 | | 10 | | 14 | | | |
| 06:45 | 2 | | 15 | | 10 | | 7 | | 12 | | 22 | | | |
| 07:00 | 4 | 25 | 8 | 37 | 14 | 89 | 4 | 19 | 18 | 114 | 12 | 56 | | |
| 07:15 | 8 | | 11 | | 24 | | 9 | | 32 | | 20 | | | |
| 07:30 | 5 | | 8 | | 22 | | 4 | | 27 | | 12 | | | |
| 07:45 | 8 | | 10 | | 29 | | 2 | | 37 | | 12 | | | |
| 08:00 | 15 | 43 | 5 | 21 | 15 | 52 | 4 | 9 | 30 | 95 | 9 | 30 | | |
| 08:15 | 11 | | 8 | | 9 | | 2 | | 20 | | 10 | | | |
| 08:30 | 10 | | 4 | | 14 | | 1 | | 24 | | 5 | | | |
| 08:45 | 7 | | 4 | | 14 | | 2 | | 21 | | 6 | | | |
| 09:00 | 5 | 22 | 8 | 20 | 16 | 41 | 6 | 8 | 21 | 63 | 14 | 28 | | |
| 09:15 | 3 | | 6 | | 6 | | 0 | | 9 | | 6 | | | |
| 09:30 | 8 | | 2 | | 5 | | 0 | | 13 | | 2 | | | |
| 09:45 | 6 | | 4 | | 14 | | 2 | | 20 | | 6 | | | |
| 10:00 | 4 | 20 | 2 | 10 | 8 | 34 | 1 | 4 | 12 | 54 | 3 | 14 | | |
| 10:15 | 6 | | 6 | | 12 | | 0 | | 18 | | 6 | | | |
| 10:30 | 6 | | 0 | | 5 | | 3 | | 11 | | 3 | | | |
| 10:45 | 4 | | 2 | | 9 | | 0 | | 13 | | 2 | | | |
| 11:00 | 10 | 40 | 1 | 2 | 8 | 46 | 2 | 2 | 18 | 86 | 3 | 4 | | |
| 11:15 | 6 | | 0 | | 10 | | 0 | | 16 | | 0 | | | |
| 11:30 | 10 | | 0 | | 16 | | 0 | | 26 | | 0 | | | |
| 11:45 | 14 | | 1 | | 12 | | 0 | | 26 | | 1 | | | |
| Totals | 160 | | 453 | | 312 | | 414 | | 472 | | 867 | | | |
| Split% | 33.9 | | 52.2 | | 66.1 | | 47.8 | | | | | | | |
| Day Totals | | 613 | | | | 726 | | | 1,339 | | | | | |
| Day Splits | | 45.8 | | | | 54.2 | | | | | | | | |
| Peak Hour | 07:45 | | 04:30 | | 07:15 | | 03:15 | | 07:15 | | 03:15 | | | |
| Volume | 44 | | 68 | | 90 | | 76 | | 126 | | 135 | | | |
| Factor | 0.73 | | 0.94 | | 0.78 | | 0.83 | | 0.85 | | 0.89 | | | |

Transportation Studies, Inc.

2640 Walnut Avenue, Suite L
Tustin, CA. 92780

Location : CAMINO TERRRA GRANDE
Segment : N/O AVENIDA TALEGA
Client : CITY SAN CLEMENT

Site: AN CLEMENTE
Date: 02/19/19

| Interval | NB | | | | SB | | | | Combined | | | | Day: | Tuesday |
|------------|-------|-------|-------|-----|-------|-------|-------|-----|----------|-------|-------|-----|------|---------|
| | AM | | PM | | AM | | PM | | AM | | PM | | | |
| 12:00 | 1 | 2 | 21 | 95 | 0 | 0 | 22 | 98 | 1 | 2 | 43 | 193 | | |
| 12:15 | 1 | | 28 | | 0 | | 14 | | 1 | | 42 | | | |
| 12:30 | 0 | | 27 | | 0 | | 31 | | 0 | | 58 | | | |
| 12:45 | 0 | | 19 | | 0 | | 31 | | 0 | | 50 | | | |
| 01:00 | 2 | 4 | 15 | 107 | 0 | 1 | 22 | 103 | 2 | 5 | 37 | 210 | | |
| 01:15 | 0 | | 18 | | 0 | | 26 | | 0 | | 44 | | | |
| 01:30 | 1 | | 54 | | 0 | | 25 | | 1 | | 79 | | | |
| 01:45 | 1 | | 20 | | 1 | | 30 | | 2 | | 50 | | | |
| 02:00 | 0 | 0 | 45 | 118 | 0 | 0 | 20 | 96 | 0 | 0 | 65 | 214 | | |
| 02:15 | 0 | | 22 | | 0 | | 24 | | 0 | | 46 | | | |
| 02:30 | 0 | | 27 | | 0 | | 40 | | 0 | | 67 | | | |
| 02:45 | 0 | | 24 | | 0 | | 12 | | 0 | | 36 | | | |
| 03:00 | 0 | 0 | 37 | 130 | 0 | 3 | 21 | 104 | 0 | 3 | 58 | 234 | | |
| 03:15 | 0 | | 27 | | 0 | | 23 | | 0 | | 50 | | | |
| 03:30 | 0 | | 33 | | 0 | | 28 | | 0 | | 61 | | | |
| 03:45 | 0 | | 33 | | 3 | | 32 | | 3 | | 65 | | | |
| 04:00 | 0 | 2 | 40 | 132 | 0 | 7 | 25 | 87 | 0 | 9 | 65 | 219 | | |
| 04:15 | 0 | | 30 | | 3 | | 20 | | 3 | | 50 | | | |
| 04:30 | 2 | | 26 | | 1 | | 26 | | 3 | | 52 | | | |
| 04:45 | 0 | | 36 | | 3 | | 16 | | 3 | | 52 | | | |
| 05:00 | 1 | 2 | 32 | 148 | 3 | 29 | 35 | 108 | 4 | 31 | 67 | 256 | | |
| 05:15 | 1 | | 35 | | 5 | | 37 | | 6 | | 72 | | | |
| 05:30 | 0 | | 29 | | 10 | | 14 | | 10 | | 43 | | | |
| 05:45 | 0 | | 52 | | 11 | | 22 | | 11 | | 74 | | | |
| 06:00 | 1 | 19 | 41 | 133 | 10 | 54 | 29 | 65 | 11 | 73 | 70 | 198 | | |
| 06:15 | 2 | | 39 | | 11 | | 11 | | 13 | | 50 | | | |
| 06:30 | 7 | | 29 | | 15 | | 12 | | 22 | | 41 | | | |
| 06:45 | 9 | | 24 | | 18 | | 13 | | 27 | | 37 | | | |
| 07:00 | 13 | 75 | 29 | 82 | 23 | 208 | 12 | 55 | 36 | 283 | 41 | 137 | | |
| 07:15 | 10 | | 16 | | 48 | | 14 | | 58 | | 30 | | | |
| 07:30 | 12 | | 19 | | 52 | | 23 | | 64 | | 42 | | | |
| 07:45 | 40 | | 18 | | 85 | | 6 | | 125 | | 24 | | | |
| 08:00 | 38 | 95 | 14 | 62 | 33 | 101 | 5 | 23 | 71 | 196 | 19 | 85 | | |
| 08:15 | 27 | | 14 | | 22 | | 10 | | 49 | | 24 | | | |
| 08:30 | 20 | | 14 | | 20 | | 5 | | 40 | | 19 | | | |
| 08:45 | 10 | | 20 | | 26 | | 3 | | 36 | | 23 | | | |
| 09:00 | 15 | 73 | 11 | 38 | 16 | 72 | 4 | 12 | 31 | 145 | 15 | 50 | | |
| 09:15 | 18 | | 11 | | 16 | | 2 | | 34 | | 13 | | | |
| 09:30 | 11 | | 10 | | 17 | | 3 | | 28 | | 13 | | | |
| 09:45 | 29 | | 6 | | 23 | | 3 | | 52 | | 9 | | | |
| 10:00 | 14 | 58 | 4 | 15 | 26 | 75 | 1 | 4 | 40 | 133 | 5 | 19 | | |
| 10:15 | 18 | | 5 | | 13 | | 1 | | 31 | | 6 | | | |
| 10:30 | 9 | | 3 | | 16 | | 2 | | 25 | | 5 | | | |
| 10:45 | 17 | | 3 | | 20 | | 0 | | 37 | | 3 | | | |
| 11:00 | 11 | 74 | 0 | 4 | 19 | 76 | 2 | 3 | 30 | 150 | 2 | 7 | | |
| 11:15 | 15 | | 3 | | 14 | | 1 | | 29 | | 4 | | | |
| 11:30 | 18 | | 1 | | 19 | | 0 | | 37 | | 1 | | | |
| 11:45 | 30 | | 0 | | 24 | | 0 | | 54 | | 0 | | | |
| Totals | 404 | | 1,064 | | 626 | | 758 | | 1,030 | | 1,822 | | | |
| Split% | 39.2 | | 58.4 | | 60.8 | | 41.6 | | | | | | | |
| Day Totals | | 1,468 | | | | 1,384 | | | | 2,852 | | | | |
| Day Splits | | 51.5 | | | | 48.5 | | | | | | | | |
| Peak Hour | 07:45 | | 05:30 | | 07:15 | | 01:45 | | 07:15 | | 05:15 | | | |
| Volume | 125 | | 161 | | 218 | | 114 | | 318 | | 259 | | | |
| Factor | 0.78 | | 0.77 | | 0.64 | | 0.71 | | 0.64 | | 0.88 | | | |

Transportation Studies, Inc.

2640 Walnut Avenue, Suite L
Tustin, CA. 92780

Location : CALLE GUADALAJARA
Segment : E/O AVENIDA VAQUERO
Client : CITY SAN CLEMENT

Site: AN CLEMENTE
Date: 02/07/19

| Interval | EB | | | | WB | | | | Combined | | Day: | Thursday |
|------------|-------|-------|-------|-----|-------|-------|-------|-----|----------|-------|-------|----------|
| | AM | | PM | | AM | | PM | | AM | PM | | |
| 12:00 | 1 | 2 | 24 | 103 | 1 | 5 | 20 | 99 | 2 | 7 | 44 | 202 |
| 12:15 | 0 | | 27 | | 2 | | 24 | | 2 | | 51 | |
| 12:30 | 1 | | 23 | | 1 | | 28 | | 2 | | 51 | |
| 12:45 | 0 | | 29 | | 1 | | 27 | | 1 | | 56 | |
| 01:00 | 1 | 3 | 28 | 130 | 0 | 3 | 20 | 96 | 1 | 6 | 48 | 226 |
| 01:15 | 1 | | 35 | | 0 | | 30 | | 1 | | 65 | |
| 01:30 | 1 | | 34 | | 1 | | 24 | | 2 | | 58 | |
| 01:45 | 0 | | 33 | | 2 | | 22 | | 2 | | 55 | |
| 02:00 | 0 | 4 | 30 | 130 | 0 | 3 | 19 | 119 | 0 | 7 | 49 | 249 |
| 02:15 | 3 | | 35 | | 1 | | 42 | | 4 | | 77 | |
| 02:30 | 1 | | 27 | | 0 | | 24 | | 1 | | 51 | |
| 02:45 | 0 | | 38 | | 2 | | 34 | | 2 | | 72 | |
| 03:00 | 0 | 2 | 36 | 144 | 0 | 3 | 40 | 152 | 0 | 5 | 76 | 296 |
| 03:15 | 1 | | 31 | | 1 | | 45 | | 2 | | 76 | |
| 03:30 | 1 | | 42 | | 2 | | 30 | | 3 | | 72 | |
| 03:45 | 0 | | 35 | | 0 | | 37 | | 0 | | 72 | |
| 04:00 | 1 | 3 | 38 | 146 | 1 | 3 | 34 | 127 | 2 | 6 | 72 | 273 |
| 04:15 | 1 | | 33 | | 0 | | 30 | | 1 | | 63 | |
| 04:30 | 0 | | 35 | | 2 | | 32 | | 2 | | 67 | |
| 04:45 | 1 | | 40 | | 0 | | 31 | | 1 | | 71 | |
| 05:00 | 0 | 3 | 43 | 157 | 1 | 17 | 23 | 97 | 1 | 20 | 66 | 254 |
| 05:15 | 2 | | 40 | | 3 | | 18 | | 5 | | 58 | |
| 05:30 | 1 | | 42 | | 5 | | 23 | | 6 | | 65 | |
| 05:45 | 0 | | 32 | | 8 | | 33 | | 8 | | 65 | |
| 06:00 | 1 | 16 | 30 | 130 | 7 | 38 | 14 | 74 | 8 | 54 | 44 | 204 |
| 06:15 | 4 | | 37 | | 10 | | 21 | | 14 | | 58 | |
| 06:30 | 8 | | 33 | | 10 | | 24 | | 18 | | 57 | |
| 06:45 | 3 | | 30 | | 11 | | 15 | | 14 | | 45 | |
| 07:00 | 10 | 94 | 30 | 97 | 9 | 102 | 16 | 35 | 19 | 196 | 46 | 132 |
| 07:15 | 17 | | 28 | | 18 | | 4 | | 35 | | 32 | |
| 07:30 | 49 | | 25 | | 33 | | 9 | | 82 | | 34 | |
| 07:45 | 18 | | 14 | | 42 | | 6 | | 60 | | 20 | |
| 08:00 | 15 | 84 | 19 | 54 | 30 | 94 | 6 | 30 | 45 | 178 | 25 | 84 |
| 08:15 | 28 | | 17 | | 20 | | 4 | | 48 | | 21 | |
| 08:30 | 21 | | 11 | | 24 | | 13 | | 45 | | 24 | |
| 08:45 | 20 | | 7 | | 20 | | 7 | | 40 | | 14 | |
| 09:00 | 23 | 85 | 11 | 40 | 21 | 97 | 6 | 18 | 44 | 182 | 17 | 58 |
| 09:15 | 17 | | 12 | | 31 | | 8 | | 48 | | 20 | |
| 09:30 | 19 | | 11 | | 16 | | 2 | | 35 | | 13 | |
| 09:45 | 26 | | 6 | | 29 | | 2 | | 55 | | 8 | |
| 10:00 | 15 | 78 | 2 | 14 | 27 | 94 | 1 | 13 | 42 | 172 | 3 | 27 |
| 10:15 | 16 | | 6 | | 20 | | 5 | | 36 | | 11 | |
| 10:30 | 15 | | 4 | | 18 | | 4 | | 33 | | 8 | |
| 10:45 | 32 | | 2 | | 29 | | 3 | | 61 | | 5 | |
| 11:00 | 24 | 108 | 4 | 7 | 30 | 96 | 1 | 4 | 54 | 204 | 5 | 11 |
| 11:15 | 30 | | 0 | | 28 | | 2 | | 58 | | 2 | |
| 11:30 | 25 | | 2 | | 17 | | 0 | | 42 | | 2 | |
| 11:45 | 29 | | 1 | | 21 | | 1 | | 50 | | 2 | |
| Totals | 482 | | 1,152 | | 555 | | 864 | | 1,037 | | 2,016 | |
| Split% | 46.5 | | 57.1 | | 53.5 | | 42.9 | | | | | |
| Day Totals | | 1,634 | | | | 1,419 | | | | 3,053 | | |
| Day Splits | | 53.5 | | | | 46.5 | | | | | | |
| Peak Hour | 10:45 | | 04:45 | | 07:30 | | 03:00 | | 07:30 | | 02:45 | |
| Volume | 111 | | 165 | | 125 | | 152 | | 235 | | 296 | |
| Factor | 0.87 | | 0.96 | | 0.74 | | 0.84 | | 0.72 | | 0.97 | |

Transportation Studies, Inc.

2640 Walnut Avenue, Suite L
Tustin, CA. 92780

Location : CALLE GUADALAJARA
Segment : S/O CALLE NUEVO
Client : CITY SAN CLEMENT

Site: AN CLEMENTE
Date: 02/07/19

| Interval | SB | | | | NB | | | | Combined | | | | Day: | Thursday |
|------------|-------|------|-------|----|-------|------|-------|----|----------|-----|-------|----|------|----------|
| | AM | | PM | | AM | | PM | | AM | | PM | | | |
| 12:00 | 0 | 0 | 6 | 20 | 0 | 0 | 6 | 28 | 0 | 0 | 12 | 48 | | |
| 12:15 | 0 | | 6 | | 0 | | 6 | | 0 | | 12 | | | |
| 12:30 | 0 | | 5 | | 0 | | 6 | | 0 | | 11 | | | |
| 12:45 | 0 | | 3 | | 0 | | 10 | | 0 | | 13 | | | |
| 01:00 | 0 | 0 | 6 | 18 | 0 | 1 | 7 | 30 | 0 | 1 | 13 | 48 | | |
| 01:15 | 0 | | 3 | | 1 | | 10 | | 1 | | 13 | | | |
| 01:30 | 0 | | 7 | | 0 | | 7 | | 0 | | 14 | | | |
| 01:45 | 0 | | 2 | | 0 | | 6 | | 0 | | 8 | | | |
| 02:00 | 0 | 1 | 7 | 23 | 0 | 0 | 4 | 16 | 0 | 1 | 11 | 39 | | |
| 02:15 | 0 | | 3 | | 0 | | 4 | | 0 | | 7 | | | |
| 02:30 | 1 | | 6 | | 0 | | 2 | | 1 | | 8 | | | |
| 02:45 | 0 | | 7 | | 0 | | 6 | | 0 | | 13 | | | |
| 03:00 | 0 | 1 | 7 | 21 | 0 | 1 | 4 | 15 | 0 | 2 | 11 | 36 | | |
| 03:15 | 1 | | 3 | | 1 | | 4 | | 2 | | 7 | | | |
| 03:30 | 0 | | 7 | | 0 | | 5 | | 0 | | 12 | | | |
| 03:45 | 0 | | 4 | | 0 | | 2 | | 0 | | 6 | | | |
| 04:00 | 0 | 2 | 4 | 11 | 0 | 1 | 10 | 19 | 0 | 3 | 14 | 30 | | |
| 04:15 | 0 | | 5 | | 1 | | 4 | | 1 | | 9 | | | |
| 04:30 | 2 | | 2 | | 0 | | 3 | | 2 | | 5 | | | |
| 04:45 | 0 | | 0 | | 0 | | 2 | | 0 | | 2 | | | |
| 05:00 | 0 | 1 | 6 | 22 | 0 | 3 | 12 | 28 | 0 | 4 | 18 | 50 | | |
| 05:15 | 0 | | 6 | | 1 | | 8 | | 1 | | 14 | | | |
| 05:30 | 0 | | 5 | | 0 | | 5 | | 0 | | 10 | | | |
| 05:45 | 1 | | 5 | | 2 | | 3 | | 3 | | 8 | | | |
| 06:00 | 0 | 4 | 3 | 13 | 2 | 12 | 2 | 12 | 2 | 16 | 5 | 25 | | |
| 06:15 | 1 | | 1 | | 2 | | 2 | | 3 | | 3 | | | |
| 06:30 | 1 | | 7 | | 4 | | 6 | | 5 | | 13 | | | |
| 06:45 | 2 | | 2 | | 4 | | 2 | | 6 | | 4 | | | |
| 07:00 | 3 | 6 | 2 | 10 | 6 | 24 | 2 | 9 | 9 | 30 | 4 | 19 | | |
| 07:15 | 2 | | 3 | | 4 | | 0 | | 6 | | 3 | | | |
| 07:30 | 0 | | 1 | | 10 | | 4 | | 10 | | 5 | | | |
| 07:45 | 1 | | 4 | | 4 | | 3 | | 5 | | 7 | | | |
| 08:00 | 4 | 8 | 3 | 14 | 6 | 19 | 2 | 9 | 10 | 27 | 5 | 23 | | |
| 08:15 | 1 | | 3 | | 2 | | 0 | | 3 | | 3 | | | |
| 08:30 | 1 | | 4 | | 6 | | 4 | | 7 | | 8 | | | |
| 08:45 | 2 | | 4 | | 5 | | 3 | | 7 | | 7 | | | |
| 09:00 | 4 | 11 | 1 | 4 | 3 | 19 | 6 | 11 | 7 | 30 | 7 | 15 | | |
| 09:15 | 1 | | 1 | | 3 | | 1 | | 4 | | 2 | | | |
| 09:30 | 1 | | 2 | | 7 | | 4 | | 8 | | 6 | | | |
| 09:45 | 5 | | 0 | | 6 | | 0 | | 11 | | 0 | | | |
| 10:00 | 2 | 26 | 0 | 1 | 1 | 23 | 1 | 2 | 3 | 49 | 1 | 3 | | |
| 10:15 | 8 | | 0 | | 6 | | 0 | | 14 | | 0 | | | |
| 10:30 | 9 | | 0 | | 10 | | 1 | | 19 | | 1 | | | |
| 10:45 | 7 | | 1 | | 6 | | 0 | | 13 | | 1 | | | |
| 11:00 | 4 | 17 | 0 | 0 | 5 | 19 | 0 | 0 | 9 | 36 | 0 | 0 | | |
| 11:15 | 5 | | 0 | | 4 | | 0 | | 9 | | 0 | | | |
| 11:30 | 5 | | 0 | | 3 | | 0 | | 8 | | 0 | | | |
| 11:45 | 3 | | 0 | | 7 | | 0 | | 10 | | 0 | | | |
| Totals | 77 | | 157 | | 122 | | 179 | | 199 | | 336 | | | |
| Split% | 38.7 | | 46.7 | | 61.3 | | 53.3 | | | | | | | |
| Day Totals | | 234 | | | | 301 | | | | 535 | | | | |
| Day Splits | | 43.7 | | | | 56.3 | | | | | | | | |
| Peak Hour | 10:15 | | 02:45 | | 10:15 | | 12:45 | | 10:15 | | 12:45 | | | |
| Volume | 28 | | 24 | | 27 | | 34 | | 55 | | 53 | | | |
| Factor | 0.78 | | 0.86 | | 0.68 | | 0.85 | | 0.72 | | 0.95 | | | |

City of San Clemente Engineering Division

Project: Mira Costa Traffic Calming
Survey Location: Calle Guaymas at Cm Mira Costa

Guaymas at Mira Costa
Site Code: GUYM

Date Start: 06-Jun-16
Date End: 09-Jun-16
Date Printed: 09-Jun-16

| Start Time | Mon 06-Jun-16 | Tue 07-Jun-16 | Wed 08-Jun-16 | Thu 09-Jun-16 | Fri 10-Jun-16 | Average Day | Sat 11-Jun-16 | Sun 12-Jun-16 | Week Average |
|--------------|------------------|------------------|------------------|------------------|------------------|----------------|------------------|------------------|-----------------|
| 12:00 AM | * | 1 | 5 | 4 | * | 3 | * | * | 3 |
| 01:00 | * | 2 | 1 | 3 | * | 2 | * | * | 2 |
| 02:00 | * | 0 | 0 | 0 | * | 0 | * | * | 0 |
| 03:00 | * | 1 | 2 | 2 | * | 2 | * | * | 2 |
| 04:00 | * | 6 | 3 | 4 | * | 4 | * | * | 4 |
| 05:00 | * | 10 | 10 | 11 | * | 10 | * | * | 10 |
| 06:00 | * | 23 | 30 | 27 | * | 27 | * | * | 27 |
| 07:00 | * | 62 | 70 | 63 | * | 65 | * | * | 65 |
| 08:00 | * | 48 | 60 | 63 | * | 57 | * | * | 57 |
| 09:00 | * | 48 | 40 | * | * | 44 | * | * | 44 |
| 10:00 | * | 58 | 40 | * | * | 49 | * | * | 49 |
| 11:00 | * | 41 | 53 | * | * | 47 | * | * | 47 |
| 12:00 PM | * | 68 | 52 | * | * | 60 | * | * | 60 |
| 01:00 | * | 75 | 57 | * | * | 66 | * | * | 66 |
| 02:00 | * | 58 | 55 | * | * | 56 | * | * | 56 |
| 03:00 | 44 | 62 | 60 | * | * | 55 | * | * | 55 |
| 04:00 | 57 | 71 | 62 | * | * | 63 | * | * | 63 |
| 05:00 | 53 | 85 | 72 | * | * | 70 | * | * | 70 |
| 06:00 | 65 | 70 | 53 | * | * | 63 | * | * | 63 |
| 07:00 | 47 | 42 | 50 | * | * | 46 | * | * | 46 |
| 08:00 | 38 | 35 | 45 | * | * | 39 | * | * | 39 |
| 09:00 | 27 | 32 | 26 | * | * | 28 | * | * | 28 |
| 10:00 | 22 | 13 | 14 | * | * | 16 | * | * | 16 |
| 11:00 | 8 | 13 | 5 | * | * | 9 | * | * | 9 |
| Day Total | 361 | 924 | 865 | 177 | 0 | 881 | 0 | 0 | 881 |
| % Avg. WkDay | 41.0% | 104.9% | 98.2% | 20.1% | 0.0% | | | | |
| % Avg. Week | 41.0% | 104.9% | 98.2% | 20.1% | 0.0% | 100.0% | 0.0% | 0.0% | |
| AM Peak | - | 07:00 | 07:00 | 07:00 | - | 07:00 | - | - | 07:00 |
| Vol. | - | 62 | 70 | 63 | - | 65 | - | - | 65 |
| PM Peak | 18:00 | 17:00 | 17:00 | - | - | 17:00 | - | - | 17:00 |
| Vol. | 65 | 85 | 72 | - | - | 70 | - | - | 70 |

| | | | | | | | | | |
|----------------|-----|---------|-----|----------|---|-----|---|---|-----|
| Grand Total | 361 | 924 | 865 | 177 | 0 | 881 | 0 | 0 | 881 |
| ADT | | ADT 886 | | AADT 886 | | | | | |

Transportation Studies, Inc.

2640 Walnut Avenue, Suite L
Tustin, CA. 92780

Location : AVENIDA VISTA HERMOSA
Segment : E/O AVENIDA LA PATA
Client : CITY SAN CLEMENT

Site: AN CLEMENTE
Date: 01/24/19

| Interval | EB | | | | WB | | | | Combined | | | | Day: | Thursday |
|------------|-------|--------|--------|-------|-------|-------|-------|-----|----------|--------|--------|-------|------|----------|
| | AM | | PM | | AM | | PM | | AM | | PM | | | |
| 12:00 | 14 | 49 | 328 | 1.097 | 6 | 10 | 136 | 544 | 20 | 59 | 464 | 1.641 | | |
| 12:15 | 16 | | 225 | | 3 | | 138 | | 19 | | 363 | | | |
| 12:30 | 7 | | 310 | | 0 | | 136 | | 7 | | 446 | | | |
| 12:45 | 12 | | 234 | | 1 | | 134 | | 13 | | 368 | | | |
| 01:00 | 3 | 23 | 316 | 1.184 | 1 | 8 | 126 | 472 | 4 | 31 | 442 | 1.656 | | |
| 01:15 | 7 | | 274 | | 2 | | 117 | | 9 | | 391 | | | |
| 01:30 | 0 | | 313 | | 4 | | 106 | | 4 | | 419 | | | |
| 01:45 | 13 | | 281 | | 1 | | 123 | | 14 | | 404 | | | |
| 02:00 | 4 | 20 | 324 | 1.375 | 2 | 10 | 128 | 552 | 6 | 30 | 452 | 1.927 | | |
| 02:15 | 4 | | 298 | | 3 | | 130 | | 7 | | 428 | | | |
| 02:30 | 12 | | 347 | | 2 | | 142 | | 14 | | 489 | | | |
| 02:45 | 0 | | 406 | | 3 | | 152 | | 3 | | 558 | | | |
| 03:00 | 12 | 41 | 410 | 1.687 | 0 | 16 | 180 | 656 | 12 | 57 | 590 | 2.343 | | |
| 03:15 | 3 | | 412 | | 6 | | 172 | | 9 | | 584 | | | |
| 03:30 | 10 | | 420 | | 4 | | 152 | | 14 | | 572 | | | |
| 03:45 | 16 | | 445 | | 6 | | 152 | | 22 | | 597 | | | |
| 04:00 | 10 | 49 | 380 | 1.577 | 1 | 36 | 155 | 613 | 11 | 85 | 535 | 2.190 | | |
| 04:15 | 12 | | 402 | | 10 | | 138 | | 22 | | 540 | | | |
| 04:30 | 13 | | 435 | | 10 | | 157 | | 23 | | 592 | | | |
| 04:45 | 14 | | 360 | | 15 | | 163 | | 29 | | 523 | | | |
| 05:00 | 16 | 170 | 403 | 1.791 | 20 | 133 | 182 | 648 | 36 | 303 | 585 | 2.439 | | |
| 05:15 | 32 | | 415 | | 33 | | 164 | | 65 | | 579 | | | |
| 05:30 | 34 | | 519 | | 40 | | 161 | | 74 | | 680 | | | |
| 05:45 | 88 | | 454 | | 40 | | 141 | | 128 | | 595 | | | |
| 06:00 | 76 | 458 | 468 | 1.562 | 62 | 341 | 105 | 423 | 138 | 799 | 573 | 1.985 | | |
| 06:15 | 78 | | 391 | | 67 | | 108 | | 145 | | 499 | | | |
| 06:30 | 124 | | 376 | | 90 | | 126 | | 214 | | 502 | | | |
| 06:45 | 180 | | 327 | | 122 | | 84 | | 302 | | 411 | | | |
| 07:00 | 214 | 1,189 | 336 | 1.066 | 162 | 845 | 72 | 280 | 376 | 2,034 | 408 | 1,346 | | |
| 07:15 | 224 | | 274 | | 226 | | 70 | | 450 | | 344 | | | |
| 07:30 | 318 | | 238 | | 242 | | 68 | | 560 | | 306 | | | |
| 07:45 | 433 | | 218 | | 215 | | 70 | | 648 | | 288 | | | |
| 08:00 | 352 | 1,325 | 286 | 853 | 240 | 749 | 57 | 184 | 592 | 2,074 | 343 | 1,037 | | |
| 08:15 | 307 | | 206 | | 186 | | 46 | | 493 | | 252 | | | |
| 08:30 | 356 | | 181 | | 187 | | 42 | | 543 | | 223 | | | |
| 08:45 | 310 | | 180 | | 136 | | 39 | | 446 | | 219 | | | |
| 09:00 | 216 | 953 | 182 | 553 | 150 | 597 | 39 | 103 | 366 | 1,550 | 221 | 656 | | |
| 09:15 | 234 | | 139 | | 132 | | 24 | | 366 | | 163 | | | |
| 09:30 | 235 | | 128 | | 156 | | 22 | | 391 | | 150 | | | |
| 09:45 | 268 | | 104 | | 159 | | 18 | | 427 | | 122 | | | |
| 10:00 | 246 | 894 | 85 | 279 | 129 | 516 | 16 | 50 | 375 | 1,410 | 101 | 329 | | |
| 10:15 | 190 | | 79 | | 126 | | 13 | | 316 | | 92 | | | |
| 10:30 | 208 | | 74 | | 115 | | 11 | | 323 | | 85 | | | |
| 10:45 | 250 | | 41 | | 146 | | 10 | | 396 | | 51 | | | |
| 11:00 | 280 | 961 | 58 | 143 | 150 | 559 | 5 | 20 | 430 | 1,520 | 63 | 163 | | |
| 11:15 | 210 | | 30 | | 129 | | 6 | | 339 | | 36 | | | |
| 11:30 | 216 | | 31 | | 146 | | 5 | | 362 | | 36 | | | |
| 11:45 | 255 | | 24 | | 134 | | 4 | | 389 | | 28 | | | |
| Totals | 6,132 | | 13,167 | | 3,820 | | 4,545 | | 9,952 | | 17,712 | | | |
| Split% | 61.6 | | 74.3 | | 38.4 | | 25.7 | | | | | | | |
| Day Totals | | 19,299 | | | | 8,365 | | | | 27,664 | | | | |
| Day Splits | | 69.8 | | | | 30.2 | | | | | | | | |
| Peak Hour | 07:45 | | 05:15 | | 07:15 | | 04:45 | | 07:30 | | 05:00 | | | |
| Volume | 1,448 | | 1,856 | | 923 | | 670 | | 2,293 | | 2,439 | | | |
| Factor | 0.84 | | 0.89 | | 0.95 | | 0.92 | | 0.88 | | 0.90 | | | |

Transportation Studies, Inc.

2640 Walnut Avenue, Suite L
Tustin, CA. 92780

Location : AVENIDA VISTA HERMOSA
Segment : E/O AVENIDA TALEGA
Client : CITY SAN CLEMENT

Site: AN CLEMENTE
Date: 01/24/19

| Interval | EB | | | | WB | | | | Combined | | | | Day: | Thursday | |
|------------|-------|-------|-------|-----|-------|-------|-------|-----|----------|--------|-------|-------|------|----------|--|
| | AM | | PM | | AM | | PM | | AM | | PM | | | | |
| 12:00 | 9 | 21 | 122 | 554 | 0 | 1 | 88 | 378 | 9 | 22 | 210 | 932 | | | |
| 12:15 | 6 | | 146 | | 1 | | 91 | | 7 | | 237 | | | | |
| 12:30 | 0 | | 124 | | 0 | | 108 | | 0 | | 232 | | | | |
| 12:45 | 6 | | 162 | | 0 | | 91 | | 6 | | 253 | | | | |
| 01:00 | 2 | 6 | 145 | 586 | 0 | 2 | 68 | 313 | 2 | 8 | 213 | 899 | | | |
| 01:15 | 1 | | 120 | | 0 | | 81 | | 1 | | 201 | | | | |
| 01:30 | 0 | | 184 | | 2 | | 72 | | 2 | | 256 | | | | |
| 01:45 | 3 | | 137 | | 0 | | 92 | | 3 | | 229 | | | | |
| 02:00 | 0 | 6 | 129 | 627 | 0 | 0 | 84 | 434 | 0 | 6 | 213 | 1.061 | | | |
| 02:15 | 4 | | 138 | | 0 | | 106 | | 4 | | 244 | | | | |
| 02:30 | 2 | | 126 | | 0 | | 119 | | 2 | | 245 | | | | |
| 02:45 | 0 | | 234 | | 0 | | 125 | | 0 | | 359 | | | | |
| 03:00 | 2 | 6 | 272 | 747 | 0 | 2 | 142 | 464 | 2 | 8 | 414 | 1.211 | | | |
| 03:15 | 2 | | 178 | | 1 | | 116 | | 3 | | 294 | | | | |
| 03:30 | 2 | | 146 | | 0 | | 112 | | 2 | | 258 | | | | |
| 03:45 | 0 | | 151 | | 1 | | 94 | | 1 | | 245 | | | | |
| 04:00 | 1 | 12 | 154 | 582 | 2 | 5 | 88 | 337 | 3 | 17 | 242 | 919 | | | |
| 04:15 | 2 | | 156 | | 0 | | 81 | | 2 | | 237 | | | | |
| 04:30 | 5 | | 148 | | 1 | | 108 | | 6 | | 256 | | | | |
| 04:45 | 4 | | 124 | | 2 | | 60 | | 6 | | 184 | | | | |
| 05:00 | 6 | 58 | 140 | 591 | 1 | 13 | 81 | 222 | 7 | 71 | 221 | 813 | | | |
| 05:15 | 4 | | 159 | | 2 | | 43 | | 6 | | 202 | | | | |
| 05:30 | 16 | | 144 | | 2 | | 54 | | 18 | | 198 | | | | |
| 05:45 | 32 | | 148 | | 8 | | 44 | | 40 | | 192 | | | | |
| 06:00 | 16 | 156 | 151 | 496 | 12 | 56 | 34 | 122 | 28 | 212 | 185 | 618 | | | |
| 06:15 | 34 | | 121 | | 4 | | 34 | | 38 | | 155 | | | | |
| 06:30 | 36 | | 124 | | 12 | | 32 | | 48 | | 156 | | | | |
| 06:45 | 70 | | 100 | | 28 | | 22 | | 98 | | 122 | | | | |
| 07:00 | 74 | 512 | 86 | 309 | 30 | 140 | 24 | 65 | 104 | 652 | 110 | 374 | | | |
| 07:15 | 87 | | 87 | | 39 | | 18 | | 126 | | 105 | | | | |
| 07:30 | 125 | | 68 | | 25 | | 14 | | 150 | | 82 | | | | |
| 07:45 | 226 | | 68 | | 46 | | 9 | | 272 | | 77 | | | | |
| 08:00 | 254 | 719 | 71 | 240 | 47 | 264 | 10 | 40 | 301 | 983 | 81 | 280 | | | |
| 08:15 | 192 | | 67 | | 52 | | 12 | | 244 | | 79 | | | | |
| 08:30 | 142 | | 47 | | 76 | | 12 | | 218 | | 59 | | | | |
| 08:45 | 131 | | 55 | | 89 | | 6 | | 220 | | 61 | | | | |
| 09:00 | 134 | 472 | 43 | 161 | 86 | 354 | 12 | 25 | 220 | 826 | 55 | 186 | | | |
| 09:15 | 120 | | 56 | | 72 | | 6 | | 192 | | 62 | | | | |
| 09:30 | 118 | | 34 | | 106 | | 5 | | 224 | | 39 | | | | |
| 09:45 | 100 | | 28 | | 90 | | 2 | | 190 | | 30 | | | | |
| 10:00 | 103 | 412 | 21 | 83 | 72 | 305 | 2 | 13 | 175 | 717 | 23 | 96 | | | |
| 10:15 | 104 | | 22 | | 64 | | 5 | | 168 | | 27 | | | | |
| 10:30 | 92 | | 22 | | 81 | | 4 | | 173 | | 26 | | | | |
| 10:45 | 113 | | 18 | | 88 | | 2 | | 201 | | 20 | | | | |
| 11:00 | 98 | 381 | 16 | 42 | 76 | 333 | 1 | 5 | 174 | 714 | 17 | 47 | | | |
| 11:15 | 77 | | 10 | | 78 | | 2 | | 155 | | 12 | | | | |
| 11:30 | 102 | | 9 | | 69 | | 1 | | 171 | | 10 | | | | |
| 11:45 | 104 | | 7 | | 110 | | 1 | | 214 | | 8 | | | | |
| Totals | 2.761 | | 5.018 | | 1.475 | | 2.418 | | 4.236 | | 7.436 | | | | |
| Split% | 65.2 | | 67.5 | | 34.8 | | 32.5 | | | | | | | | |
| Day Totals | | 7.779 | | | | 3.893 | | | | 11.672 | | | | | |
| Day Splits | | 66.6 | | | | 33.4 | | | | | | | | | |
| Peak Hour | 07:45 | | 02:45 | | 09:00 | | 02:30 | | 07:45 | | 02:45 | | | | |
| Volume | 814 | | 830 | | 354 | | 502 | | 1.035 | | 1.325 | | | | |
| Factor | 0.80 | | 0.76 | | 0.83 | | 0.88 | | 0.86 | | 0.80 | | | | |

Transportation Studies, Inc.

2640 Walnut Avenue, Suite L
Tustin, CA. 92780

Location : AVENIDA VISTA HERMOSA
Segment : E/O CALLE FRONTERA
Client : CITY SAN CLEMENT

Site: AN CLEMENTE
Date: 01/24/19

| Interval | EB | | | | WB | | | | Combined | | Day: | Thursday |
|------------|-------|--------|-------|-------|-------|--------|-------|-------|----------|--------|--------|----------|
| | AM | | PM | | AM | | PM | | AM | PM | | |
| 12:00 | 16 | 32 | 211 | 808 | 5 | 11 | 178 | 698 | 21 | 43 | 389 | 1.506 |
| 12:15 | 9 | | 189 | | 4 | | 168 | | 13 | | 357 | |
| 12:30 | 3 | | 212 | | 1 | | 182 | | 4 | | 394 | |
| 12:45 | 4 | | 196 | | 1 | | 170 | | 5 | | 366 | |
| 01:00 | 6 | 23 | 212 | 894 | 2 | 10 | 194 | 695 | 8 | 33 | 406 | 1.589 |
| 01:15 | 5 | | 198 | | 5 | | 170 | | 10 | | 368 | |
| 01:30 | 4 | | 248 | | 2 | | 163 | | 6 | | 411 | |
| 01:45 | 8 | | 236 | | 1 | | 168 | | 9 | | 404 | |
| 02:00 | 3 | 12 | 230 | 1.030 | 1 | 9 | 201 | 889 | 4 | 21 | 431 | 1.919 |
| 02:15 | 2 | | 226 | | 5 | | 211 | | 7 | | 437 | |
| 02:30 | 5 | | 262 | | 1 | | 237 | | 6 | | 499 | |
| 02:45 | 2 | | 312 | | 2 | | 240 | | 4 | | 552 | |
| 03:00 | 12 | 32 | 335 | 1.212 | 2 | 15 | 258 | 1.082 | 14 | 47 | 593 | 2.294 |
| 03:15 | 4 | | 323 | | 4 | | 246 | | 8 | | 569 | |
| 03:30 | 5 | | 290 | | 5 | | 312 | | 10 | | 602 | |
| 03:45 | 11 | | 264 | | 4 | | 266 | | 15 | | 530 | |
| 04:00 | 10 | 36 | 272 | 1.057 | 10 | 67 | 264 | 1.009 | 20 | 103 | 536 | 2.066 |
| 04:15 | 7 | | 266 | | 15 | | 254 | | 22 | | 520 | |
| 04:30 | 6 | | 263 | | 18 | | 224 | | 24 | | 487 | |
| 04:45 | 13 | | 256 | | 24 | | 267 | | 37 | | 523 | |
| 05:00 | 13 | 118 | 272 | 1.284 | 30 | 222 | 242 | 971 | 43 | 340 | 514 | 2.255 |
| 05:15 | 22 | | 326 | | 48 | | 276 | | 70 | | 602 | |
| 05:30 | 21 | | 348 | | 64 | | 217 | | 85 | | 565 | |
| 05:45 | 62 | | 338 | | 80 | | 236 | | 142 | | 574 | |
| 06:00 | 52 | 303 | 285 | 1.045 | 98 | 563 | 184 | 633 | 150 | 866 | 469 | 1.678 |
| 06:15 | 48 | | 268 | | 108 | | 172 | | 156 | | 440 | |
| 06:30 | 77 | | 259 | | 154 | | 141 | | 231 | | 400 | |
| 06:45 | 126 | | 233 | | 203 | | 136 | | 329 | | 369 | |
| 07:00 | 149 | 1,001 | 210 | 759 | 209 | 1,481 | 98 | 403 | 358 | 2,482 | 308 | 1,162 |
| 07:15 | 222 | | 213 | | 367 | | 109 | | 589 | | 322 | |
| 07:30 | 294 | | 156 | | 481 | | 114 | | 775 | | 270 | |
| 07:45 | 336 | | 180 | | 424 | | 82 | | 760 | | 262 | |
| 08:00 | 280 | 974 | 144 | 518 | 334 | 1,204 | 115 | 351 | 614 | 2,178 | 259 | 869 |
| 08:15 | 242 | | 110 | | 322 | | 109 | | 564 | | 219 | |
| 08:30 | 270 | | 142 | | 300 | | 61 | | 570 | | 203 | |
| 08:45 | 182 | | 122 | | 248 | | 66 | | 430 | | 188 | |
| 09:00 | 174 | 704 | 116 | 389 | 200 | 841 | 50 | 171 | 374 | 1,545 | 166 | 560 |
| 09:15 | 146 | | 95 | | 224 | | 46 | | 370 | | 141 | |
| 09:30 | 172 | | 108 | | 196 | | 37 | | 368 | | 145 | |
| 09:45 | 212 | | 70 | | 221 | | 38 | | 433 | | 108 | |
| 10:00 | 158 | 645 | 60 | 195 | 194 | 743 | 31 | 98 | 352 | 1,388 | 91 | 293 |
| 10:15 | 142 | | 45 | | 184 | | 28 | | 326 | | 73 | |
| 10:30 | 165 | | 48 | | 169 | | 18 | | 334 | | 66 | |
| 10:45 | 180 | | 42 | | 196 | | 21 | | 376 | | 63 | |
| 11:00 | 173 | 689 | 38 | 105 | 178 | 770 | 10 | 34 | 351 | 1,459 | 48 | 139 |
| 11:15 | 170 | | 23 | | 214 | | 12 | | 384 | | 35 | |
| 11:30 | 172 | | 24 | | 164 | | 10 | | 336 | | 34 | |
| 11:45 | 174 | | 20 | | 214 | | 2 | | 388 | | 22 | |
| Totals | 4,569 | | 9,296 | | 5,936 | | 7,034 | | 10,505 | | 16,330 | |
| Split% | 43.5 | | 56.9 | | 56.5 | | 43.1 | | | | | |
| Day Totals | | 13,865 | | | | 12,970 | | | | 26,835 | | |
| Day Splits | | 51.7 | | | | 48.3 | | | | | | |
| Peak Hour | 07:30 | | 05:15 | | 07:15 | | 03:30 | | 07:15 | | 02:45 | |
| Volume | 1,152 | | 1,297 | | 1,606 | | 1,096 | | 2,738 | | 2,316 | |
| Factor | 0.86 | | 0.93 | | 0.83 | | 0.88 | | 0.88 | | 0.96 | |

Transportation Studies, Inc.

2640 Walnut Avenue, Suite L
Tustin, CA. 92780

Location : AVENIDA VISTA HERMOSA
Segment : E/O CAMINO VERA CRUZ
Client : CITY SAN CLEMENT

Site: AN CLEMENTE
Date: 01/24/19

| Interval | EB | | | | WB | | | | Combined | | Day: | Thursday |
|------------|-------|--------|-------|-------|-------|--------|-------|-----|----------|--------|--------|----------|
| | AM | PM | AM | PM | AM | PM | AM | PM | | | | |
| 12:00 | 7 | 159 | 626 | 8 | 12 | 143 | 645 | 15 | 37 | 302 | 1.271 | |
| 12:15 | 8 | 152 | | 3 | | 170 | | 11 | | 322 | | |
| 12:30 | 4 | 158 | | 0 | | 166 | | 4 | | 324 | | |
| 12:45 | 6 | 157 | | 1 | | 166 | | 7 | | 323 | | |
| 01:00 | 3 | 13 | 168 | 656 | 3 | 12 | 138 | 586 | 6 | 25 | 306 | 1.242 |
| 01:15 | 3 | | 160 | | 4 | | 159 | | 7 | | 319 | |
| 01:30 | 1 | | 164 | | 4 | | 138 | | 5 | | 302 | |
| 01:45 | 6 | | 164 | | 1 | | 151 | | 7 | | 315 | |
| 02:00 | 2 | 9 | 166 | 778 | 2 | 6 | 158 | 735 | 4 | 15 | 324 | 1.513 |
| 02:15 | 2 | | 182 | | 2 | | 167 | | 4 | | 349 | |
| 02:30 | 5 | | 182 | | 1 | | 196 | | 6 | | 378 | |
| 02:45 | 0 | | 248 | | 1 | | 214 | | 1 | | 462 | |
| 03:00 | 8 | 34 | 214 | 946 | 0 | 15 | 231 | 897 | 8 | 49 | 445 | 1.843 |
| 03:15 | 4 | | 254 | | 4 | | 242 | | 8 | | 496 | |
| 03:30 | 6 | | 202 | | 3 | | 216 | | 9 | | 418 | |
| 03:45 | 16 | | 276 | | 8 | | 208 | | 24 | | 484 | |
| 04:00 | 6 | 33 | 192 | 837 | 4 | 45 | 226 | 889 | 10 | 78 | 418 | 1.726 |
| 04:15 | 7 | | 230 | | 12 | | 223 | | 19 | | 453 | |
| 04:30 | 7 | | 204 | | 12 | | 212 | | 19 | | 416 | |
| 04:45 | 13 | | 211 | | 17 | | 228 | | 30 | | 439 | |
| 05:00 | 10 | 110 | 207 | 1,027 | 27 | 159 | 224 | 896 | 37 | 269 | 431 | 1,923 |
| 05:15 | 21 | | 272 | | 34 | | 234 | | 55 | | 506 | |
| 05:30 | 19 | | 256 | | 46 | | 212 | | 65 | | 468 | |
| 05:45 | 60 | | 292 | | 52 | | 226 | | 112 | | 518 | |
| 06:00 | 46 | 288 | 202 | 808 | 81 | 418 | 204 | 628 | 127 | 706 | 406 | 1,436 |
| 06:15 | 49 | | 225 | | 79 | | 156 | | 128 | | 381 | |
| 06:30 | 80 | | 179 | | 95 | | 144 | | 175 | | 323 | |
| 06:45 | 113 | | 202 | | 163 | | 124 | | 276 | | 326 | |
| 07:00 | 113 | 708 | 154 | 533 | 172 | 979 | 122 | 416 | 285 | 1,687 | 276 | 949 |
| 07:15 | 148 | | 146 | | 278 | | 108 | | 426 | | 254 | |
| 07:30 | 166 | | 104 | | 284 | | 112 | | 450 | | 216 | |
| 07:45 | 281 | | 129 | | 245 | | 74 | | 526 | | 203 | |
| 08:00 | 182 | 768 | 114 | 401 | 265 | 888 | 136 | 347 | 447 | 1,656 | 250 | 748 |
| 08:15 | 194 | | 104 | | 244 | | 88 | | 438 | | 192 | |
| 08:30 | 192 | | 96 | | 208 | | 61 | | 400 | | 157 | |
| 08:45 | 200 | | 87 | | 171 | | 62 | | 371 | | 149 | |
| 09:00 | 123 | 584 | 85 | 258 | 166 | 664 | 61 | 169 | 289 | 1,248 | 146 | 427 |
| 09:15 | 146 | | 66 | | 164 | | 41 | | 310 | | 107 | |
| 09:30 | 137 | | 62 | | 154 | | 35 | | 291 | | 97 | |
| 09:45 | 178 | | 45 | | 180 | | 32 | | 358 | | 77 | |
| 10:00 | 134 | 537 | 38 | 131 | 156 | 639 | 27 | 90 | 290 | 1,176 | 65 | 221 |
| 10:15 | 115 | | 39 | | 164 | | 23 | | 279 | | 62 | |
| 10:30 | 132 | | 32 | | 145 | | 25 | | 277 | | 57 | |
| 10:45 | 156 | | 22 | | 174 | | 15 | | 330 | | 37 | |
| 11:00 | 139 | 537 | 21 | 66 | 165 | 653 | 18 | 42 | 304 | 1,190 | 39 | 108 |
| 11:15 | 130 | | 16 | | 168 | | 11 | | 298 | | 27 | |
| 11:30 | 116 | | 17 | | 160 | | 8 | | 276 | | 25 | |
| 11:45 | 152 | | 12 | | 160 | | 5 | | 312 | | 17 | |
| Totals | 3,646 | | 7,067 | | 4,490 | | 6,340 | | 8,136 | | 13,407 | |
| Split% | 44.8 | | 52.7 | | 55.2 | | 47.3 | | | | | |
| Day Totals | | 10,713 | | | | 10,830 | | | | 21,543 | | |
| Day Splits | | 49.7 | | | | 50.3 | | | | | | |
| Peak Hour | 07:45 | | 05:00 | | 07:15 | | 02:45 | | 07:30 | | 05:00 | |
| Volume | 849 | | 1,027 | | 1,072 | | 903 | | 1,861 | | 1,923 | |
| Factor | 0.76 | | 0.88 | | 0.94 | | 0.93 | | 0.88 | | 0.93 | |

Transportation Studies, Inc.

2640 Walnut Avenue, Suite L
Tustin, CA. 92780

Location : AVENIDA VISTA HERMOSA
Segment : E/O I-5 SB OFF RAMP
Client : CITY SAN CLEMENT

Site: AN CLEMENTE
Date: 01/24/19

| Interval | EB | | | | WB | | | | Combined | | Day: | Thursday |
|------------|-------|--------|--------|-------|-------|-------|-------|-----|----------|--------|--------|----------|
| | AM | | PM | | AM | | PM | | AM | PM | | |
| 12:00 | 12 | 37 | 206 | 885 | 3 | 5 | 104 | 422 | 15 | 42 | 310 | 1.307 |
| 12:15 | 11 | | 216 | | 1 | | 98 | | 12 | | 314 | |
| 12:30 | 7 | | 219 | | 0 | | 100 | | 7 | | 319 | |
| 12:45 | 7 | | 244 | | 1 | | 120 | | 8 | | 364 | |
| 01:00 | 9 | 28 | 278 | 1.069 | 3 | 4 | 119 | 459 | 12 | 32 | 397 | 1.528 |
| 01:15 | 3 | | 276 | | 1 | | 106 | | 4 | | 382 | |
| 01:30 | 4 | | 250 | | 0 | | 104 | | 4 | | 354 | |
| 01:45 | 12 | | 265 | | 0 | | 130 | | 12 | | 395 | |
| 02:00 | 8 | 14 | 290 | 1.244 | 2 | 8 | 123 | 483 | 10 | 22 | 413 | 1.727 |
| 02:15 | 1 | | 268 | | 4 | | 110 | | 5 | | 378 | |
| 02:30 | 3 | | 336 | | 0 | | 104 | | 3 | | 440 | |
| 02:45 | 2 | | 350 | | 2 | | 146 | | 4 | | 496 | |
| 03:00 | 7 | 32 | 344 | 1.411 | 0 | 6 | 168 | 750 | 7 | 38 | 512 | 2.161 |
| 03:15 | 7 | | 333 | | 1 | | 188 | | 8 | | 521 | |
| 03:30 | 8 | | 426 | | 4 | | 218 | | 12 | | 644 | |
| 03:45 | 10 | | 308 | | 1 | | 176 | | 11 | | 484 | |
| 04:00 | 12 | 58 | 320 | 1.185 | 6 | 29 | 134 | 538 | 18 | 87 | 454 | 1.723 |
| 04:15 | 11 | | 295 | | 6 | | 142 | | 17 | | 437 | |
| 04:30 | 13 | | 273 | | 10 | | 104 | | 23 | | 377 | |
| 04:45 | 22 | | 297 | | 7 | | 158 | | 29 | | 455 | |
| 05:00 | 20 | 132 | 313 | 1.353 | 14 | 120 | 128 | 538 | 34 | 252 | 441 | 1.891 |
| 05:15 | 28 | | 358 | | 25 | | 146 | | 53 | | 504 | |
| 05:30 | 40 | | 342 | | 36 | | 116 | | 76 | | 458 | |
| 05:45 | 44 | | 340 | | 45 | | 148 | | 89 | | 488 | |
| 06:00 | 58 | 372 | 296 | 1.099 | 50 | 257 | 122 | 399 | 108 | 629 | 418 | 1.498 |
| 06:15 | 70 | | 294 | | 41 | | 104 | | 111 | | 398 | |
| 06:30 | 94 | | 267 | | 61 | | 87 | | 155 | | 354 | |
| 06:45 | 150 | | 242 | | 105 | | 86 | | 255 | | 328 | |
| 07:00 | 158 | 1.170 | 222 | 815 | 89 | 691 | 64 | 260 | 247 | 1.861 | 286 | 1.075 |
| 07:15 | 259 | | 218 | | 144 | | 66 | | 403 | | 284 | |
| 07:30 | 299 | | 168 | | 209 | | 70 | | 508 | | 238 | |
| 07:45 | 454 | | 207 | | 249 | | 60 | | 703 | | 267 | |
| 08:00 | 300 | 1.168 | 150 | 557 | 164 | 839 | 70 | 234 | 464 | 2.007 | 220 | 791 |
| 08:15 | 308 | | 142 | | 268 | | 76 | | 576 | | 218 | |
| 08:30 | 336 | | 137 | | 265 | | 44 | | 601 | | 181 | |
| 08:45 | 224 | | 128 | | 142 | | 44 | | 366 | | 172 | |
| 09:00 | 192 | 787 | 144 | 444 | 100 | 440 | 30 | 104 | 292 | 1,227 | 174 | 548 |
| 09:15 | 198 | | 100 | | 120 | | 29 | | 318 | | 129 | |
| 09:30 | 191 | | 110 | | 96 | | 20 | | 287 | | 130 | |
| 09:45 | 206 | | 90 | | 124 | | 25 | | 330 | | 115 | |
| 10:00 | 173 | 764 | 58 | 214 | 108 | 423 | 21 | 58 | 281 | 1,187 | 79 | 272 |
| 10:15 | 191 | | 48 | | 111 | | 18 | | 302 | | 66 | |
| 10:30 | 184 | | 50 | | 92 | | 11 | | 276 | | 61 | |
| 10:45 | 216 | | 58 | | 112 | | 8 | | 328 | | 66 | |
| 11:00 | 214 | 851 | 40 | 137 | 114 | 455 | 9 | 28 | 328 | 1,306 | 49 | 165 |
| 11:15 | 231 | | 31 | | 104 | | 9 | | 335 | | 40 | |
| 11:30 | 189 | | 34 | | 101 | | 8 | | 290 | | 42 | |
| 11:45 | 217 | | 32 | | 136 | | 2 | | 353 | | 34 | |
| Totals | 5.413 | | 10.413 | | 3.277 | | 4.273 | | 8.690 | | 14.686 | |
| Split% | 62.3 | | 70.9 | | 37.7 | | 29.1 | | | | | |
| Day Totals | | 15.826 | | | | 7.550 | | | | 23.376 | | |
| Day Splits | | 67.7 | | | | 32.3 | | | | | | |
| Peak Hour | 07:45 | | 02:45 | | 07:45 | | 03:00 | | 07:45 | | 02:45 | |
| Volume | 1,398 | | 1,453 | | 946 | | 750 | | 2,344 | | 2,173 | |
| Factor | 0.77 | | 0.85 | | 0.88 | | 0.86 | | 0.83 | | 0.84 | |

Transportation Studies, Inc.

2640 Walnut Avenue, Suite L
Tustin, CA. 92780

Location : AVENIDA VISTA HERMOSA
Segment : E/O VIA TURQUEZA
Client : CITY SAN CLEMENT

Site: AN CLEMENTE
Date: 01/24/19

| Interval | EB | | | | WB | | | | Combined | | | | Day: | Thursday | |
|------------|-------|-------|-------|-----|-------|-------|-------|-----|----------|--------|-------|-------|------|----------|--|
| | AM | | PM | | AM | | PM | | AM | | PM | | | | |
| 12:00 | 6 | 19 | 121 | 459 | 0 | 1 | 80 | 354 | 6 | 20 | 201 | 813 | | | |
| 12:15 | 8 | | 102 | | 1 | | 96 | | 9 | | 198 | | | | |
| 12:30 | 3 | | 120 | | 0 | | 90 | | 3 | | 210 | | | | |
| 12:45 | 2 | | 116 | | 0 | | 88 | | 2 | | 204 | | | | |
| 01:00 | 3 | 13 | 111 | 490 | 0 | 4 | 84 | 376 | 3 | 17 | 195 | 866 | | | |
| 01:15 | 3 | | 104 | | 1 | | 104 | | 4 | | 208 | | | | |
| 01:30 | 3 | | 142 | | 2 | | 98 | | 5 | | 240 | | | | |
| 01:45 | 4 | | 133 | | 1 | | 90 | | 5 | | 223 | | | | |
| 02:00 | 1 | 8 | 140 | 676 | 1 | 6 | 114 | 485 | 2 | 14 | 254 | 1,161 | | | |
| 02:15 | 2 | | 156 | | 2 | | 99 | | 4 | | 255 | | | | |
| 02:30 | 4 | | 167 | | 1 | | 132 | | 5 | | 299 | | | | |
| 02:45 | 1 | | 213 | | 2 | | 140 | | 3 | | 353 | | | | |
| 03:00 | 3 | 19 | 202 | 823 | 0 | 8 | 140 | 571 | 3 | 27 | 342 | 1,394 | | | |
| 03:15 | 4 | | 246 | | 2 | | 130 | | 6 | | 376 | | | | |
| 03:30 | 4 | | 193 | | 2 | | 179 | | 6 | | 372 | | | | |
| 03:45 | 8 | | 182 | | 4 | | 122 | | 12 | | 304 | | | | |
| 04:00 | 5 | 17 | 169 | 709 | 1 | 17 | 152 | 558 | 6 | 34 | 321 | 1,267 | | | |
| 04:15 | 2 | | 185 | | 6 | | 140 | | 8 | | 325 | | | | |
| 04:30 | 6 | | 174 | | 6 | | 122 | | 12 | | 296 | | | | |
| 04:45 | 4 | | 181 | | 4 | | 144 | | 8 | | 325 | | | | |
| 05:00 | 5 | 67 | 186 | 889 | 8 | 86 | 139 | 548 | 13 | 153 | 325 | 1,437 | | | |
| 05:15 | 10 | | 233 | | 24 | | 148 | | 34 | | 381 | | | | |
| 05:30 | 15 | | 232 | | 20 | | 133 | | 35 | | 365 | | | | |
| 05:45 | 37 | | 238 | | 34 | | 128 | | 71 | | 366 | | | | |
| 06:00 | 34 | 203 | 193 | 735 | 38 | 253 | 123 | 391 | 72 | 456 | 316 | 1,126 | | | |
| 06:15 | 34 | | 201 | | 52 | | 86 | | 86 | | 287 | | | | |
| 06:30 | 48 | | 170 | | 65 | | 98 | | 113 | | 268 | | | | |
| 06:45 | 87 | | 171 | | 98 | | 84 | | 185 | | 255 | | | | |
| 07:00 | 98 | 642 | 139 | 533 | 112 | 723 | 60 | 205 | 210 | 1,365 | 199 | 738 | | | |
| 07:15 | 140 | | 142 | | 193 | | 48 | | 333 | | 190 | | | | |
| 07:30 | 162 | | 114 | | 258 | | 55 | | 420 | | 169 | | | | |
| 07:45 | 242 | | 138 | | 160 | | 42 | | 402 | | 180 | | | | |
| 08:00 | 157 | 655 | 101 | 390 | 174 | 581 | 61 | 163 | 331 | 1,236 | 162 | 553 | | | |
| 08:15 | 192 | | 106 | | 145 | | 44 | | 337 | | 150 | | | | |
| 08:30 | 184 | | 95 | | 146 | | 26 | | 330 | | 121 | | | | |
| 08:45 | 122 | | 88 | | 116 | | 32 | | 238 | | 120 | | | | |
| 09:00 | 110 | 426 | 84 | 277 | 96 | 431 | 28 | 82 | 206 | 857 | 112 | 359 | | | |
| 09:15 | 94 | | 66 | | 114 | | 18 | | 208 | | 84 | | | | |
| 09:30 | 106 | | 75 | | 109 | | 18 | | 215 | | 93 | | | | |
| 09:45 | 116 | | 52 | | 112 | | 18 | | 228 | | 70 | | | | |
| 10:00 | 96 | 359 | 42 | 133 | 120 | 383 | 16 | 42 | 216 | 742 | 58 | 175 | | | |
| 10:15 | 77 | | 28 | | 94 | | 12 | | 171 | | 40 | | | | |
| 10:30 | 94 | | 32 | | 76 | | 7 | | 170 | | 39 | | | | |
| 10:45 | 92 | | 31 | | 93 | | 7 | | 185 | | 38 | | | | |
| 11:00 | 88 | 365 | 29 | 67 | 97 | 369 | 4 | 16 | 185 | 734 | 33 | 83 | | | |
| 11:15 | 88 | | 14 | | 92 | | 6 | | 180 | | 20 | | | | |
| 11:30 | 90 | | 17 | | 82 | | 4 | | 172 | | 21 | | | | |
| 11:45 | 99 | | 7 | | 98 | | 2 | | 197 | | 9 | | | | |
| Totals | 2,793 | | 6,181 | | 2,862 | | 3,791 | | 5,655 | | 9,972 | | | | |
| Split% | 49.4 | | 62.0 | | 50.6 | | 38.0 | | | | | | | | |
| Day Totals | | 8,974 | | | | 6,653 | | | | 15,627 | | | | | |
| Day Splits | | 57.4 | | | | 42.6 | | | | | | | | | |
| Peak Hour | 07:45 | | 05:15 | | 07:15 | | 03:30 | | 07:30 | | 02:45 | | | | |
| Volume | 775 | | 896 | | 785 | | 593 | | 1,490 | | 1,443 | | | | |
| Factor | 0.80 | | 0.94 | | 0.76 | | 0.83 | | 0.89 | | 0.96 | | | | |

Transportation Studies, Inc.

2640 Walnut Avenue, Suite L
Tustin, CA. 92780

Location : AVENIDA VISTA HERMOSA
Segment : N/O AVENIDA PICO
Client : CITY SAN CLEMENT

Site: AN CLEMENTE
Date: 01/24/19

| Interval | NB | | | | SB | | | | Combined | | | | Day: | Thursday |
|------------|-------|-------|-------|-----|-------|-------|-------|-----|----------|-------|-------|-----|------|----------|
| | AM | | PM | | AM | | PM | | AM | | PM | | | |
| 12:00 | 0 | 8 | 86 | 349 | 3 | 15 | 76 | 325 | 3 | 23 | 162 | 674 | | |
| 12:15 | 6 | | 82 | | 7 | | 81 | | 13 | | 163 | | | |
| 12:30 | 2 | | 99 | | 1 | | 72 | | 3 | | 171 | | | |
| 12:45 | 0 | | 82 | | 4 | | 96 | | 4 | | 178 | | | |
| 01:00 | 2 | 8 | 84 | 346 | 2 | 8 | 94 | 371 | 4 | 16 | 178 | 717 | | |
| 01:15 | 0 | | 104 | | 4 | | 92 | | 4 | | 196 | | | |
| 01:30 | 0 | | 68 | | 2 | | 87 | | 2 | | 155 | | | |
| 01:45 | 6 | | 90 | | 0 | | 98 | | 6 | | 188 | | | |
| 02:00 | 2 | 2 | 66 | 353 | 2 | 7 | 113 | 397 | 4 | 9 | 179 | 750 | | |
| 02:15 | 0 | | 81 | | 3 | | 90 | | 3 | | 171 | | | |
| 02:30 | 0 | | 107 | | 1 | | 92 | | 1 | | 199 | | | |
| 02:45 | 0 | | 99 | | 1 | | 102 | | 1 | | 201 | | | |
| 03:00 | 4 | 7 | 119 | 441 | 1 | 3 | 76 | 425 | 5 | 10 | 195 | 866 | | |
| 03:15 | 0 | | 107 | | 0 | | 100 | | 0 | | 207 | | | |
| 03:30 | 2 | | 117 | | 1 | | 139 | | 3 | | 256 | | | |
| 03:45 | 1 | | 98 | | 1 | | 110 | | 2 | | 208 | | | |
| 04:00 | 3 | 24 | 97 | 331 | 3 | 16 | 124 | 453 | 6 | 40 | 221 | 784 | | |
| 04:15 | 6 | | 83 | | 4 | | 128 | | 10 | | 211 | | | |
| 04:30 | 3 | | 76 | | 3 | | 97 | | 6 | | 173 | | | |
| 04:45 | 12 | | 75 | | 6 | | 104 | | 18 | | 179 | | | |
| 05:00 | 11 | 51 | 110 | 344 | 8 | 38 | 110 | 431 | 19 | 89 | 220 | 775 | | |
| 05:15 | 10 | | 68 | | 8 | | 112 | | 18 | | 180 | | | |
| 05:30 | 15 | | 76 | | 9 | | 102 | | 24 | | 178 | | | |
| 05:45 | 15 | | 90 | | 13 | | 107 | | 28 | | 197 | | | |
| 06:00 | 22 | 147 | 68 | 233 | 17 | 121 | 104 | 309 | 39 | 268 | 172 | 542 | | |
| 06:15 | 26 | | 71 | | 25 | | 66 | | 51 | | 137 | | | |
| 06:30 | 44 | | 46 | | 24 | | 71 | | 68 | | 117 | | | |
| 06:45 | 55 | | 48 | | 55 | | 68 | | 110 | | 116 | | | |
| 07:00 | 68 | 323 | 58 | 185 | 23 | 275 | 66 | 222 | 91 | 598 | 124 | 407 | | |
| 07:15 | 81 | | 52 | | 51 | | 54 | | 132 | | 106 | | | |
| 07:30 | 82 | | 24 | | 77 | | 60 | | 159 | | 84 | | | |
| 07:45 | 92 | | 51 | | 124 | | 42 | | 216 | | 93 | | | |
| 08:00 | 99 | 348 | 22 | 84 | 60 | 294 | 71 | 194 | 159 | 642 | 93 | 278 | | |
| 08:15 | 100 | | 23 | | 70 | | 46 | | 170 | | 69 | | | |
| 08:30 | 87 | | 18 | | 87 | | 46 | | 174 | | 64 | | | |
| 08:45 | 62 | | 21 | | 77 | | 31 | | 139 | | 52 | | | |
| 09:00 | 50 | 208 | 11 | 49 | 62 | 251 | 39 | 111 | 112 | 459 | 50 | 160 | | |
| 09:15 | 51 | | 17 | | 74 | | 27 | | 125 | | 44 | | | |
| 09:30 | 58 | | 11 | | 67 | | 18 | | 125 | | 29 | | | |
| 09:45 | 49 | | 10 | | 48 | | 27 | | 97 | | 37 | | | |
| 10:00 | 77 | 275 | 6 | 27 | 57 | 273 | 19 | 60 | 134 | 548 | 25 | 87 | | |
| 10:15 | 58 | | 6 | | 72 | | 18 | | 130 | | 24 | | | |
| 10:30 | 64 | | 6 | | 88 | | 9 | | 152 | | 15 | | | |
| 10:45 | 76 | | 9 | | 56 | | 14 | | 132 | | 23 | | | |
| 11:00 | 80 | 341 | 7 | 27 | 85 | 332 | 7 | 33 | 165 | 673 | 14 | 60 | | |
| 11:15 | 79 | | 8 | | 77 | | 9 | | 156 | | 17 | | | |
| 11:30 | 83 | | 8 | | 82 | | 6 | | 165 | | 14 | | | |
| 11:45 | 99 | | 4 | | 88 | | 11 | | 187 | | 15 | | | |
| Totals | 1,742 | | 2,769 | | 1,633 | | 3,331 | | 3,375 | | 6,100 | | | |
| Split% | 51.6 | | 45.4 | | 48.4 | | 54.6 | | | | | | | |
| Day Totals | | 4,511 | | | | 4,964 | | | | 9,475 | | | | |
| Day Splits | | 47.6 | | | | 52.4 | | | | | | | | |
| Peak Hour | 07:45 | | 02:45 | | 07:45 | | 03:30 | | 07:45 | | 03:30 | | | |
| Volume | 378 | | 442 | | 341 | | 501 | | 719 | | 896 | | | |
| Factor | 0.94 | | 0.93 | | 0.69 | | 0.90 | | 0.83 | | 0.88 | | | |

City of San Clemente Engineering Division

Survey Location: Ave Vista Hermosa West SB
Southbound S. of I-5 SB off-ramp

Hermosa West, SB S. I-5
Site Code: AVHSI5

Date Start: 31-May-16
Date End: 06-Jun-16
Date Printed: 06-Jun-16

| Start Time | Mon 30-May-16 | Tue 31-May-16 | Wed 01-Jun-16 | Thu 02-Jun-16 | Fri 03-Jun-16 | Average Day | Sat 04-Jun-16 | Sun 05-Jun-16 | Week Average | | | | | |
|--------------|------------------|------------------|------------------|------------------|------------------|----------------|------------------|------------------|-----------------|-------|---|-------|---|---|
| 12:00 AM | * | * | 11 | 20 | 33 | 21 | 24 | 43 | 26 | | | | | |
| 01:00 | * | * | 10 | 9 | 21 | 13 | 10 | 13 | 13 | | | | | |
| 02:00 | * | * | 16 | 17 | 11 | 15 | 14 | 13 | 14 | | | | | |
| 03:00 | * | * | 11 | 22 | 20 | 18 | 12 | 4 | 14 | | | | | |
| 04:00 | * | * | 27 | 15 | 33 | 25 | 11 | 9 | 19 | | | | | |
| 05:00 | * | * | 75 | 52 | 44 | 57 | 24 | 28 | 45 | | | | | |
| 06:00 | * | * | 234 | 222 | 248 | 235 | 83 | 37 | 165 | | | | | |
| 07:00 | * | * | 435 | 431 | 391 | 419 | 131 | 100 | 298 | | | | | |
| 08:00 | * | * | 526 | 542 | 549 | 539 | 210 | 142 | 394 | | | | | |
| 09:00 | * | * | 314 | 280 | 292 | 295 | 254 | 223 | 273 | | | | | |
| 10:00 | * | 287 | 321 | 334 | 334 | 319 | 333 | 311 | 320 | | | | | |
| 11:00 | * | 287 | 340 | 369 | 389 | 346 | 392 | 409 | 364 | | | | | |
| 12:00 PM | * | 328 | 330 | 421 | 337 | 354 | 346 | 430 | 365 | | | | | |
| 01:00 | * | 335 | 304 | 379 | 352 | 342 | 348 | 427 | 358 | | | | | |
| 02:00 | * | 342 | 384 | 443 | 417 | 396 | 303 | 398 | 381 | | | | | |
| 03:00 | * | 528 | 527 | 524 | 487 | 516 | 302 | 350 | 453 | | | | | |
| 04:00 | * | 351 | 324 | 483 | 290 | 362 | 316 | 322 | 348 | | | | | |
| 05:00 | * | 359 | 372 | 616 | 328 | 419 | 283 | 231 | 365 | | | | | |
| 06:00 | * | 272 | 297 | 347 | 348 | 316 | 250 | 229 | 290 | | | | | |
| 07:00 | * | 213 | 204 | 226 | 232 | 219 | 229 | 160 | 211 | | | | | |
| 08:00 | * | 120 | 152 | 135 | 177 | 146 | 148 | 108 | 140 | | | | | |
| 09:00 | * | 88 | 83 | 99 | 145 | 104 | 95 | 83 | 99 | | | | | |
| 10:00 | * | 55 | 45 | 71 | 68 | 60 | 78 | 48 | 61 | | | | | |
| 11:00 | * | 37 | 34 | 70 | 53 | 48 | 65 | 32 | 48 | | | | | |
| Day Total | 0 | 3602 | 5376 | 6127 | 5599 | 5584 | 4261 | 4150 | 5064 | | | | | |
| % Avg. WkDay | 0.0% | 64.5% | 96.3% | 109.7% | 100.3% | | | | | | | | | |
| % Avg. Week | 0.0% | 71.1% | 106.2% | 121.0% | 110.6% | 110.3% | 84.1% | 82.0% | | | | | | |
| AM Peak | - | 10:00 | 08:00 | 08:00 | 08:00 | - | 08:00 | - | 11:00 | 11:00 | - | 08:00 | - | - |
| Vol. | - | 287 | 526 | 542 | 549 | - | 539 | - | 392 | 409 | - | 394 | - | - |
| PM Peak | - | 15:00 | 15:00 | 17:00 | 15:00 | - | 15:00 | - | 13:00 | 12:00 | - | 15:00 | - | - |
| Vol. | - | 528 | 527 | 616 | 487 | - | 516 | - | 348 | 430 | - | 453 | - | - |

City of San Clemente
Engineering Division

Survey Location: Ave Vista Hermosa West SB
Southbound S. of I-5 SB off-ramp

Hermosa West, SB S. I-5
Site Code: AVHS15

Date Start: 31-May-16
Date End: 06-Jun-16
Date Printed: 06-Jun-16

| Start Time | Mon 06-Jun-16 | Tue 07-Jun-16 | Wed 08-Jun-16 | Thu 09-Jun-16 | Fri 10-Jun-16 | Average Day | Sat 11-Jun-16 | Sun 12-Jun-16 | Week Average |
|--------------|------------------|------------------|------------------|------------------|------------------|----------------|------------------|------------------|-----------------|
| 12:00 AM | 22 | * | * | * | * | 22 | * | * | 22 |
| 01:00 | 11 | * | * | * | * | 11 | * | * | 11 |
| 02:00 | 8 | * | * | * | * | 8 | * | * | 8 |
| 03:00 | 5 | * | * | * | * | 5 | * | * | 5 |
| 04:00 | 23 | * | * | * | * | 23 | * | * | 23 |
| 05:00 | 100 | * | * | * | * | 100 | * | * | 100 |
| 06:00 | 243 | * | * | * | * | 243 | * | * | 243 |
| 07:00 | 373 | * | * | * | * | 373 | * | * | 373 |
| 08:00 | 488 | * | * | * | * | 488 | * | * | 488 |
| 09:00 | * | * | * | * | * | * | * | * | * |
| 10:00 | * | * | * | * | * | * | * | * | * |
| 11:00 | * | * | * | * | * | * | * | * | * |
| 12:00 PM | * | * | * | * | * | * | * | * | * |
| 01:00 | * | * | * | * | * | * | * | * | * |
| 02:00 | * | * | * | * | * | * | * | * | * |
| 03:00 | * | * | * | * | * | * | * | * | * |
| 04:00 | * | * | * | * | * | * | * | * | * |
| 05:00 | * | * | * | * | * | * | * | * | * |
| 06:00 | * | * | * | * | * | * | * | * | * |
| 07:00 | * | * | * | * | * | * | * | * | * |
| 08:00 | * | * | * | * | * | * | * | * | * |
| 09:00 | * | * | * | * | * | * | * | * | * |
| 10:00 | * | * | * | * | * | * | * | * | * |
| 11:00 | * | * | * | * | * | * | * | * | * |
| Day Total | 1273 | 0 | 0 | 0 | 0 | 1273 | 0 | 0 | 1273 |
| % Avg. WkDay | 100.0% | 0.0% | 0.0% | 0.0% | 0.0% | | | | |
| % Avg. Week | 100.0% | 0.0% | 0.0% | 0.0% | 0.0% | 100.0% | 0.0% | 0.0% | |
| AM Peak | 08:00 | - | - | - | - | 08:00 | - | - | 08:00 |
| Vol. | 488 | - | - | - | - | 488 | - | - | 488 |
| PM Peak | - | - | - | - | - | - | - | - | - |
| Vol. | - | - | - | - | - | - | - | - | - |
| Grand Total | 1273 | 3602 | 5376 | 6127 | 5599 | 6857 | 4261 | 4150 | 6337 |

ADT

ADT 5,102

























AADT 5,102 (SOUTHBOUND)

City of San Clemente
Engineering Division

Survey Location: Ave Vista Hermosa West
NB Hermosa north of Ave Pico

Hermosa West, NB N. Pico
Site Code: AVHNPICO

Date Start: 31-May-16
Date End: 06-Jun-16
Date Printed: 06-Jun-16

| Start Time | Mon 30-May-16 | Tue 31-May-16 | Wed 01-Jun-16 | Thu 02-Jun-16 | Fri 03-Jun-16 | Average Day | Sat 04-Jun-16 | Sun 05-Jun-16 | Week Average | | | |
|--------------|------------------|------------------|------------------|------------------|------------------|----------------|------------------|------------------|--|-------|---|---|
| 12:00 AM | * | * | 25 | 10 | 27 | 21 | 10 | 25 | 19  | | | |
| 01:00 | * | * | 15 | 10 | 11 | 12 | 14 | 6 | 11  | | | |
| 02:00 | * | * | 28 | 7 | 18 | 18 | 4 | 6 | 13  | | | |
| 03:00 | * | * | 14 | 6 | 15 | 12 | 3 | 3 | 8  | | | |
| 04:00 | * | * | 29 | 16 | 33 | 26 | 6 | 7 | 18  | | | |
| 05:00 | * | * | 32 | 31 | 28 | 30 | 15 | 15 | 24  | | | |
| 06:00 | * | * | 98 | 117 | 94 | 103 | 49 | 17 | 75  | | | |
| 07:00 | * | * | 267 | 277 | 251 | 265 | 84 | 69 | 190  | | | |
| 08:00 | * | * | 279 | 460 | 265 | 335 | 143 | 90 | 247  | | | |
| 09:00 | * | * | 212 | 229 | 209 | 217 | 202 | 163 | 203  | | | |
| 10:00 | * | 238 | 206 | 290 | 243 | 244 | 326 | 243 | 258  | | | |
| 11:00 | * | 267 | 256 | 331 | 307 | 290 | 392 | 320 | 312  | | | |
| 12:00 PM | * | 273 | 281 | 294 | 304 | 288 | 407 | 377 | 323  | | | |
| 01:00 | * | 291 | 278 | 322 | 293 | 296 | 381 | 367 | 322  | | | |
| 02:00 | * | 264 | 292 | 281 | 356 | 298 | 401 | 372 | 328  | | | |
| 03:00 | * | 316 | 344 | 316 | 369 | 336 | 335 | 333 | 336  | | | |
| 04:00 | * | 291 | 258 | 269 | 305 | 281 | 444 | 299 | 311  | | | |
| 05:00 | * | 272 | 293 | 293 | 275 | 283 | 298 | 236 | 278  | | | |
| 06:00 | * | 223 | 221 | 249 | 220 | 228 | 256 | 182 | 225  | | | |
| 07:00 | * | 173 | 180 | 183 | 188 | 181 | 159 | 128 | 168  | | | |
| 08:00 | * | 114 | 106 | 99 | 111 | 108 | 90 | 80 | 100  | | | |
| 09:00 | * | 65 | 62 | 66 | 73 | 66 | 66 | 53 | 64  | | | |
| 10:00 | * | 53 | 41 | 91 | 53 | 60 | 48 | 24 | 52  | | | |
| 11:00 | * | 42 | 23 | 44 | 27 | 34 | 31 | 13 | 30  | | | |
| Day Total | 0 | 2882 | 3840 | 4291 | 4075 | 4032 | 4164 | 3428 | 3915 | | | |
| % Avg. WkDay | 0.0% | 71.5% | 95.2% | 106.4% | 101.1% | | | | | | | |
| % Avg. Week | 0.0% | 73.6% | 98.1% | 109.6% | 104.1% | 103.0% | 106.4% | 87.6% | | | | |
| AM Peak | - | 11:00 | 08:00 | 08:00 | 11:00 | - | 08:00 | - | 11:00 | - | - | |
| Vol. | - | 267 | 279 | 460 | 307 | - | 335 | - | 312 | - | - | |
| PM Peak | - | 15:00 | 15:00 | 13:00 | 15:00 | - | 15:00 | - | 16:00 | 12:00 | - | - |
| Vol. | - | 316 | 344 | 322 | 369 | - | 336 | - | 444 | 377 | - | - |

City of San Clemente
Engineering Division

Survey Location: Ave Vista Hermosa West
NB Hermosa north of Ave Pico

Hermosa West, NB N. Pico
Site Code: AVHNPICO

Date Start: 31-May-16
Date End: 06-Jun-16
Date Printed: 06-Jun-16

| Start Time | Mon 06-Jun-16 | Tue 07-Jun-16 | Wed 08-Jun-16 | Thu 09-Jun-16 | Fri 10-Jun-16 | Average Day | Sat 11-Jun-16 | Sun 12-Jun-16 | Week Average |
|--------------|------------------|------------------|------------------|------------------|------------------|----------------|------------------|------------------|-----------------|
| 12:00 AM | 6 | * | * | * | * | 6 | * | * | 6 |
| 01:00 | 3 | * | * | * | * | 3 | * | * | 3 |
| 02:00 | 1 | * | * | * | * | 1 | * | * | 1 |
| 03:00 | 5 | * | * | * | * | 5 | * | * | 5 |
| 04:00 | 15 | * | * | * | * | 15 | * | * | 15 |
| 05:00 | 41 | * | * | * | * | 41 | * | * | 41 |
| 06:00 | 90 | * | * | * | * | 90 | * | * | 90 |
| 07:00 | 254 | * | * | * | * | 254 | * | * | 254 |
| 08:00 | 202 | * | * | * | * | 202 | * | * | 202 |
| 09:00 | * | * | * | * | * | * | * | * | * |
| 10:00 | * | * | * | * | * | * | * | * | * |
| 11:00 | * | * | * | * | * | * | * | * | * |
| 12:00 PM | * | * | * | * | * | * | * | * | * |
| 01:00 | * | * | * | * | * | * | * | * | * |
| 02:00 | * | * | * | * | * | * | * | * | * |
| 03:00 | * | * | * | * | * | * | * | * | * |
| 04:00 | * | * | * | * | * | * | * | * | * |
| 05:00 | * | * | * | * | * | * | * | * | * |
| 06:00 | * | * | * | * | * | * | * | * | * |
| 07:00 | * | * | * | * | * | * | * | * | * |
| 08:00 | * | * | * | * | * | * | * | * | * |
| 09:00 | * | * | * | * | * | * | * | * | * |
| 10:00 | * | * | * | * | * | * | * | * | * |
| 11:00 | * | * | * | * | * | * | * | * | * |
| Day Total | 617 | 0 | 0 | 0 | 0 | 617 | 0 | 0 | 617 |
| % Avg. WkDay | 100.0% | 0.0% | 0.0% | 0.0% | 0.0% | | | | |
| % Avg. Week | 100.0% | 0.0% | 0.0% | 0.0% | 0.0% | 100.0% | 0.0% | 0.0% | |
| AM Peak | 07:00 | - | - | - | - | 07:00 | - | - | 07:00 |
| Vol. | 254 | - | - | - | - | 254 | - | - | 254 |
| PM Peak | - | - | - | - | - | - | - | - | - |
| Vol. | - | - | - | - | - | - | - | - | - |
| Grand Total | 617 | 2882 | 3840 | 4291 | 4075 | 4649 | 4164 | 3428 | 4532 |

ADT

ADT 3,920

AADT 3,920 (NORTHBOUND)

ADT HERMOSA WEST from Ave Pico W. to I-5 SB ramps = 9,100

Transportation Studies, Inc.

2640 Walnut Avenue, Suite L
Tustin, CA. 92780

Location : AVENIDA VISTA HERMOSA WEST
Segment : W/O I-5 SB ON-OFF RAMPS
Client : CITY SAN CLEMENTE

Site: AN CLEMENTE
Date: 12/20/18

| Interval | EB | | | | WB | | | | Combined | | Day: | Thursday |
|------------|-------|-------|-------|-----|-------|-------|-------|-----|----------|--------|--------|----------|
| | AM | PM | AM | PM | AM | PM | AM | PM | | | | |
| 12:00 | 7 | 28 | 123 | 588 | 12 | 32 | 152 | 627 | 19 | 60 | 275 | 1.215 |
| 12:15 | 8 | | 178 | | 9 | | 157 | | 17 | | 335 | |
| 12:30 | 7 | | 137 | | 5 | | 158 | | 12 | | 295 | |
| 12:45 | 6 | | 150 | | 6 | | 160 | | 12 | | 310 | |
| 01:00 | 4 | 14 | 142 | 659 | 7 | 19 | 174 | 691 | 11 | 33 | 316 | 1.350 |
| 01:15 | 3 | | 154 | | 4 | | 161 | | 7 | | 315 | |
| 01:30 | 1 | | 188 | | 2 | | 170 | | 3 | | 358 | |
| 01:45 | 6 | | 175 | | 6 | | 186 | | 12 | | 361 | |
| 02:00 | 2 | 5 | 165 | 731 | 3 | 13 | 182 | 695 | 5 | 18 | 347 | 1.426 |
| 02:15 | 1 | | 166 | | 4 | | 198 | | 5 | | 364 | |
| 02:30 | 0 | | 214 | | 3 | | 160 | | 3 | | 374 | |
| 02:45 | 2 | | 186 | | 3 | | 155 | | 5 | | 341 | |
| 03:00 | 3 | 11 | 184 | 907 | 1 | 7 | 183 | 859 | 4 | 18 | 367 | 1.766 |
| 03:15 | 2 | | 208 | | 1 | | 231 | | 3 | | 439 | |
| 03:30 | 2 | | 328 | | 4 | | 246 | | 6 | | 574 | |
| 03:45 | 4 | | 187 | | 1 | | 199 | | 5 | | 386 | |
| 04:00 | 4 | 27 | 186 | 724 | 0 | 20 | 178 | 689 | 4 | 47 | 364 | 1.413 |
| 04:15 | 2 | | 164 | | 5 | | 154 | | 7 | | 318 | |
| 04:30 | 10 | | 164 | | 5 | | 180 | | 15 | | 344 | |
| 04:45 | 11 | | 210 | | 10 | | 177 | | 21 | | 387 | |
| 05:00 | 8 | 61 | 226 | 716 | 10 | 94 | 160 | 665 | 18 | 155 | 386 | 1.381 |
| 05:15 | 14 | | 177 | | 8 | | 174 | | 22 | | 351 | |
| 05:30 | 12 | | 145 | | 28 | | 165 | | 40 | | 310 | |
| 05:45 | 27 | | 168 | | 48 | | 166 | | 75 | | 334 | |
| 06:00 | 25 | 148 | 140 | 527 | 40 | 237 | 142 | 577 | 65 | 385 | 282 | 1.104 |
| 06:15 | 31 | | 118 | | 47 | | 150 | | 78 | | 268 | |
| 06:30 | 38 | | 153 | | 56 | | 155 | | 94 | | 308 | |
| 06:45 | 54 | | 116 | | 94 | | 130 | | 148 | | 246 | |
| 07:00 | 74 | 396 | 116 | 442 | 74 | 477 | 139 | 454 | 148 | 873 | 255 | 896 |
| 07:15 | 121 | | 108 | | 106 | | 114 | | 227 | | 222 | |
| 07:30 | 114 | | 112 | | 141 | | 104 | | 255 | | 216 | |
| 07:45 | 87 | | 106 | | 156 | | 97 | | 243 | | 203 | |
| 08:00 | 106 | 580 | 88 | 356 | 130 | 658 | 84 | 254 | 236 | 1.238 | 172 | 610 |
| 08:15 | 170 | | 100 | | 190 | | 68 | | 360 | | 168 | |
| 08:30 | 220 | | 97 | | 204 | | 44 | | 424 | | 141 | |
| 08:45 | 84 | | 71 | | 134 | | 58 | | 218 | | 129 | |
| 09:00 | 86 | 357 | 116 | 318 | 107 | 452 | 45 | 164 | 193 | 809 | 161 | 482 |
| 09:15 | 73 | | 88 | | 106 | | 53 | | 179 | | 141 | |
| 09:30 | 96 | | 68 | | 109 | | 34 | | 205 | | 102 | |
| 09:45 | 102 | | 46 | | 130 | | 32 | | 232 | | 78 | |
| 10:00 | 100 | 438 | 44 | 112 | 126 | 578 | 28 | 91 | 226 | 1,016 | 72 | 203 |
| 10:15 | 114 | | 28 | | 142 | | 29 | | 256 | | 57 | |
| 10:30 | 100 | | 22 | | 144 | | 19 | | 244 | | 41 | |
| 10:45 | 124 | | 18 | | 166 | | 15 | | 290 | | 33 | |
| 11:00 | 121 | 539 | 11 | 55 | 164 | 618 | 20 | 57 | 285 | 1,157 | 31 | 112 |
| 11:15 | 148 | | 16 | | 146 | | 15 | | 294 | | 31 | |
| 11:30 | 134 | | 16 | | 154 | | 12 | | 288 | | 28 | |
| 11:45 | 136 | | 12 | | 154 | | 10 | | 290 | | 22 | |
| Totals | 2,604 | | 6,135 | | 3,205 | | 5,823 | | 5,809 | | 11,958 | |
| Split% | 44.8 | | 51.3 | | 55.2 | | 48.7 | | | | | |
| Day Totals | | 8,739 | | | | 9,028 | | | | 17,767 | | |
| Day Splits | | 49.2 | | | | 50.8 | | | | | | |
| Peak Hour | 07:45 | | 03:15 | | 07:45 | | 03:00 | | 07:45 | | 03:00 | |
| Volume | 583 | | 909 | | 680 | | 859 | | 1,263 | | 1,766 | |
| Factor | 0.66 | | 0.69 | | 0.83 | | 0.87 | | 0.74 | | 0.77 | |

Transportation Studies, Inc.

2640 Walnut Avenue, Suite L
Tustin, CA. 92780

Location : AVENIDA VISTA HERMOSA
Segment : W/O CALLE FRONTERA
Client : CITY SAN CLEMENT

Site: AN CLEMENTE
Date: 01/24/19

| Interval | EB | | | | WB | | | | Combined | | Day: | Thursday |
|------------|-------|--------|--------|-------|-------|--------|--------|-------|----------|--------|--------|----------|
| | AM | | PM | | AM | | PM | | AM | PM | | |
| 12:00 | 19 | 51 | 253 | 1.011 | 10 | 23 | 252 | 1.120 | 29 | 74 | 505 | 2.131 |
| 12:15 | 14 | | 236 | | 9 | | 258 | | 23 | | 494 | |
| 12:30 | 6 | | 246 | | 3 | | 316 | | 9 | | 562 | |
| 12:45 | 12 | | 276 | | 1 | | 294 | | 13 | | 570 | |
| 01:00 | 7 | 26 | 272 | 1.104 | 6 | 16 | 330 | 1.246 | 13 | 42 | 602 | 2.350 |
| 01:15 | 7 | | 252 | | 6 | | 318 | | 13 | | 570 | |
| 01:30 | 4 | | 288 | | 1 | | 312 | | 5 | | 600 | |
| 01:45 | 8 | | 292 | | 3 | | 286 | | 11 | | 578 | |
| 02:00 | 6 | 21 | 268 | 1.300 | 2 | 14 | 340 | 1.488 | 8 | 35 | 608 | 2.788 |
| 02:15 | 6 | | 292 | | 7 | | 316 | | 13 | | 608 | |
| 02:30 | 7 | | 316 | | 3 | | 398 | | 10 | | 714 | |
| 02:45 | 2 | | 424 | | 2 | | 434 | | 4 | | 858 | |
| 03:00 | 10 | 38 | 390 | 1.559 | 2 | 32 | 434 | 1.743 | 12 | 70 | 824 | 3.302 |
| 03:15 | 9 | | 424 | | 4 | | 405 | | 13 | | 829 | |
| 03:30 | 7 | | 369 | | 10 | | 438 | | 17 | | 807 | |
| 03:45 | 12 | | 376 | | 16 | | 466 | | 28 | | 842 | |
| 04:00 | 8 | 46 | 345 | 1.374 | 16 | 114 | 404 | 1.516 | 24 | 160 | 749 | 2.890 |
| 04:15 | 9 | | 366 | | 25 | | 362 | | 34 | | 728 | |
| 04:30 | 8 | | 315 | | 34 | | 314 | | 42 | | 629 | |
| 04:45 | 21 | | 348 | | 39 | | 436 | | 60 | | 784 | |
| 05:00 | 18 | 139 | 342 | 1.638 | 42 | 332 | 360 | 1.506 | 60 | 471 | 702 | 3.144 |
| 05:15 | 24 | | 449 | | 69 | | 430 | | 93 | | 879 | |
| 05:30 | 27 | | 417 | | 105 | | 379 | | 132 | | 796 | |
| 05:45 | 70 | | 430 | | 116 | | 337 | | 186 | | 767 | |
| 06:00 | 64 | 376 | 356 | 1.354 | 156 | 822 | 302 | 1.012 | 220 | 1,198 | 658 | 2.366 |
| 06:15 | 58 | | 356 | | 162 | | 260 | | 220 | | 616 | |
| 06:30 | 78 | | 304 | | 208 | | 234 | | 286 | | 538 | |
| 06:45 | 176 | | 338 | | 296 | | 216 | | 472 | | 554 | |
| 07:00 | 180 | 1,250 | 276 | 1.018 | 298 | 2,061 | 200 | 682 | 478 | 3,311 | 476 | 1,700 |
| 07:15 | 292 | | 274 | | 506 | | 170 | | 798 | | 444 | |
| 07:30 | 336 | | 226 | | 548 | | 170 | | 884 | | 396 | |
| 07:45 | 442 | | 242 | | 709 | | 142 | | 1,151 | | 384 | |
| 08:00 | 362 | 1,285 | 191 | 703 | 554 | 2,112 | 176 | 548 | 916 | 3,397 | 367 | 1,251 |
| 08:15 | 345 | | 154 | | 610 | | 174 | | 955 | | 328 | |
| 08:30 | 338 | | 198 | | 532 | | 86 | | 870 | | 284 | |
| 08:45 | 240 | | 160 | | 416 | | 112 | | 656 | | 272 | |
| 09:00 | 202 | 866 | 152 | 527 | 378 | 1,450 | 92 | 304 | 580 | 2,316 | 244 | 831 |
| 09:15 | 196 | | 134 | | 366 | | 88 | | 562 | | 222 | |
| 09:30 | 220 | | 134 | | 330 | | 56 | | 550 | | 190 | |
| 09:45 | 248 | | 107 | | 376 | | 68 | | 624 | | 175 | |
| 10:00 | 196 | 798 | 84 | 278 | 372 | 1,297 | 58 | 162 | 568 | 2,095 | 142 | 440 |
| 10:15 | 174 | | 68 | | 292 | | 42 | | 466 | | 110 | |
| 10:30 | 198 | | 66 | | 288 | | 34 | | 486 | | 100 | |
| 10:45 | 230 | | 60 | | 345 | | 28 | | 575 | | 88 | |
| 11:00 | 217 | 868 | 55 | 166 | 371 | 1,333 | 26 | 69 | 588 | 2,201 | 81 | 235 |
| 11:15 | 214 | | 46 | | 346 | | 16 | | 560 | | 62 | |
| 11:30 | 205 | | 38 | | 280 | | 20 | | 485 | | 58 | |
| 11:45 | 232 | | 27 | | 336 | | 7 | | 568 | | 34 | |
| Totals | 5,764 | | 12,032 | | 9,606 | | 11,396 | | 15,370 | | 23,428 | |
| Split% | 37.5 | | 51.4 | | 62.5 | | 48.6 | | | | | |
| Day Totals | | 17,796 | | | | 21,002 | | | | 38,798 | | |
| Day Splits | | 45.9 | | | | 54.1 | | | | | | |
| Peak Hour | 07:45 | | 05:15 | | 07:30 | | 03:00 | | 07:30 | | 02:45 | |
| Volume | 1,487 | | 1,652 | | 2,421 | | 1,743 | | 3,906 | | 3,318 | |
| Factor | 0.84 | | 0.92 | | 0.85 | | 0.94 | | 0.85 | | 0.97 | |



City of San Clemente
Engineering Division
 910 Calle Negocio, ste 100
 San Clemente, CA 92780

Survey Location: Calle Iglesia at Del Cerro

Date Start: 21-Jan-15

Date End: 29-Jan-15

Site Code: IGLCER IN

iglesia at del cerro eb inbound

| Start Time | 19-Jan-15 | | Tue | | Wed | | Thu | | Fri | | Sat | | Sun | | Week Average | |
|------------|--------------|---------|--------------|---------|--------------|---------|--------------|---------|--------------|---------|--------------|---------|--------------|---------|--------------|---------|
| | EB (inbound) | Channel | EB (inbound) | Channel | EB (inbound) | Channel | EB (inbound) | Channel | EB (inbound) | Channel | EB (inbound) | Channel | EB (inbound) | Channel | EB (inbound) | Channel |
| 12:00 AM | * | * | * | * | * | * | 2 | 0 | 0 | 0 | 0 | 0 | 0 | 0 | 0 | 0 |
| 01:00 | * | * | * | * | * | * | 0 | 0 | 0 | 0 | 4 | 0 | 2 | 0 | 2 | 0 |
| 02:00 | * | * | * | * | * | * | 0 | 0 | 0 | 0 | 4 | 0 | 0 | 0 | 1 | 0 |
| 03:00 | * | * | * | * | * | * | 0 | 0 | 0 | 0 | 2 | 0 | 0 | 0 | 0 | 0 |
| 04:00 | * | * | * | * | * | * | 15 | 0 | 16 | 0 | 0 | 0 | 0 | 0 | 8 | 0 |
| 05:00 | * | * | * | * | * | * | 50 | 0 | 34 | 0 | 20 | 0 | 0 | 0 | 26 | 0 |
| 06:00 | * | * | * | * | * | * | 145 | 0 | 132 | 0 | 38 | 0 | 13 | 0 | 82 | 0 |
| 07:00 | * | * | * | * | * | * | 367 | 0 | 352 | 0 | 32 | 0 | 19 | 0 | 192 | 0 |
| 08:00 | * | * | * | * | * | * | 284 | 0 | 266 | 0 | 45 | 0 | 143 | 0 | 184 | 0 |
| 09:00 | * | * | * | * | 131 | 0 | 120 | 0 | 67 | 0 | 26 | 0 | 16 | 0 | 72 | 0 |
| 10:00 | * | * | * | * | 83 | 0 | 71 | 0 | 71 | 0 | 16 | 0 | 72 | 0 | 63 | 0 |
| 11:00 | * | * | * | * | 65 | 0 | 48 | 0 | 78 | 0 | 32 | 0 | 11 | 0 | 47 | 0 |
| 12:00 PM | * | * | * | * | 118 | 0 | 138 | 0 | 97 | 0 | 41 | 0 | 26 | 0 | 84 | 0 |
| 01:00 | * | * | * | * | 125 | 0 | 110 | 0 | 87 | 0 | 14 | 0 | 9 | 0 | 69 | 0 |
| 02:00 | * | * | * | * | 63 | 0 | 72 | 0 | 63 | 0 | 8 | 0 | 11 | 0 | 43 | 0 |
| 03:00 | * | * | * | * | 101 | 0 | 88 | 0 | 49 | 0 | 10 | 0 | 17 | 0 | 53 | 0 |
| 04:00 | * | * | * | * | 62 | 0 | 59 | 0 | 39 | 0 | 18 | 0 | 20 | 0 | 40 | 0 |
| 05:00 | * | * | * | * | 46 | 0 | 44 | 0 | 42 | 0 | 2 | 0 | 8 | 0 | 28 | 0 |
| 06:00 | * | * | * | * | 36 | 0 | 49 | 0 | 31 | 0 | 11 | 0 | 14 | 0 | 28 | 0 |
| 07:00 | * | * | * | * | 7 | 0 | 8 | 0 | 4 | 0 | 2 | 0 | 0 | 0 | 4 | 0 |
| 08:00 | * | * | * | * | 9 | 0 | 13 | 0 | 2 | 0 | 0 | 0 | 2 | 0 | 5 | 0 |
| 09:00 | * | * | * | * | 4 | 0 | 0 | 0 | 4 | 0 | 5 | 0 | 0 | 0 | 3 | 0 |
| 10:00 | * | * | * | * | 0 | 0 | 5 | 0 | 2 | 0 | 2 | 0 | 2 | 0 | 2 | 0 |
| 11:00 | * | * | * | * | 4 | 0 | 0 | 0 | 2 | 0 | 3 | 0 | 0 | 0 | 2 | 0 |
| Lane | 0 | 0 | 0 | 0 | 854 | 0 | 1688 | 0 | 1438 | 0 | 335 | 0 | 385 | 0 | 1038 | 0 |
| Day | 0 | | 0 | | 854 | | 1688 | | 1438 | | 335 | | 385 | | 1038 | |
| AM Peak | - | - | - | - | 09:00 | - | 07:00 | - | 07:00 | - | 08:00 | - | 08:00 | - | 07:00 | - |
| Vol. | - | - | - | - | 131 | - | 367 | - | 352 | - | 45 | - | 143 | - | 192 | - |
| PM Peak | - | - | - | - | 13:00 | - | 12:00 | - | 12:00 | - | 12:00 | - | 12:00 | - | 12:00 | - |
| Vol. | - | - | - | - | 125 | - | 138 | - | 97 | - | 41 | - | 26 | - | 84 | - |



City of San Clemente
Engineering Division
 910 Calle Negocio, ste 100
 San Clemente, CA 92780

Survey Location: Calle Iglesia at Del Cerro

Date Start: 21-Jan-15

Date End: 29-Jan-15

Site Code: IGLCER IN

iglesia at del cerro eb inbound

| Start Time | 26-Jan-15 | | Tue | | Wed | | Thu | | Fri | | Sat | | Sun | | Week Average | |
|------------|--------------|---------|--------------|---------|--------------|---------|--------------|---------|--------------|---------|--------------|---------|--------------|---------|--------------|---------|
| | EB (inbound) | Channel | EB (inbound) | Channel | EB (inbound) | Channel | EB (inbound) | Channel | EB (inbound) | Channel | EB (inbound) | Channel | EB (inbound) | Channel | EB (inbound) | Channel |
| 12:00 AM | 0 | 0 | 2 | 0 | 0 | 0 | 0 | 0 | * | * | * | * | * | * | 0 | 0 |
| 01:00 | 0 | 0 | 2 | 0 | 0 | 0 | 0 | 0 | * | * | * | * | * | * | 0 | 0 |
| 02:00 | 0 | 0 | 0 | 0 | 0 | 0 | 2 | 0 | * | * | * | * | * | * | 0 | 0 |
| 03:00 | 0 | 0 | 0 | 0 | 0 | 0 | 0 | 0 | * | * | * | * | * | * | 0 | 0 |
| 04:00 | 9 | 0 | 13 | 0 | 15 | 0 | 10 | 0 | * | * | * | * | * | * | 12 | 0 |
| 05:00 | 37 | 0 | 48 | 0 | 41 | 0 | 45 | 0 | * | * | * | * | * | * | 43 | 0 |
| 06:00 | 125 | 0 | 131 | 0 | 149 | 0 | 123 | 0 | * | * | * | * | * | * | 132 | 0 |
| 07:00 | 352 | 0 | 365 | 0 | 323 | 0 | 314 | 0 | * | * | * | * | * | * | 338 | 0 |
| 08:00 | 232 | 0 | 288 | 0 | 273 | 0 | 190 | 0 | * | * | * | * | * | * | 246 | 0 |
| 09:00 | 112 | 0 | 115 | 0 | 96 | 0 | * | * | * | * | * | * | * | * | 108 | 0 |
| 10:00 | 81 | 0 | 92 | 0 | 75 | 0 | * | * | * | * | * | * | * | * | 83 | 0 |
| 11:00 | 59 | 0 | 48 | 0 | 62 | 0 | * | * | * | * | * | * | * | * | 56 | 0 |
| 12:00 PM | 74 | 0 | 86 | 0 | 118 | 0 | * | * | * | * | * | * | * | * | 93 | 0 |
| 01:00 | 107 | 0 | 77 | 0 | 71 | 0 | * | * | * | * | * | * | * | * | 85 | 0 |
| 02:00 | 85 | 0 | 81 | 0 | 69 | 0 | * | * | * | * | * | * | * | * | 78 | 0 |
| 03:00 | 70 | 0 | 64 | 0 | 62 | 0 | * | * | * | * | * | * | * | * | 65 | 0 |
| 04:00 | 42 | 0 | 47 | 0 | 50 | 0 | * | * | * | * | * | * | * | * | 46 | 0 |
| 05:00 | 48 | 0 | 45 | 0 | 52 | 0 | * | * | * | * | * | * | * | * | 48 | 0 |
| 06:00 | 31 | 0 | 33 | 0 | 13 | 0 | * | * | * | * | * | * | * | * | 26 | 0 |
| 07:00 | 0 | 0 | 4 | 0 | 7 | 0 | * | * | * | * | * | * | * | * | 4 | 0 |
| 08:00 | 4 | 0 | 8 | 0 | 8 | 0 | * | * | * | * | * | * | * | * | 7 | 0 |
| 09:00 | 4 | 0 | 4 | 0 | 2 | 0 | * | * | * | * | * | * | * | * | 3 | 0 |
| 10:00 | 4 | 0 | 2 | 0 | 1 | 0 | * | * | * | * | * | * | * | * | 2 | 0 |
| 11:00 | 0 | 0 | 0 | 0 | 0 | 0 | * | * | * | * | * | * | * | * | 0 | 0 |
| Lane | 1476 | 0 | 1555 | 0 | 1487 | 0 | 684 | 0 | 0 | 0 | 0 | 0 | 0 | 0 | 1475 | 0 |
| Day | 1476 | | 1555 | | 1487 | | 684 | | 0 | | 0 | | 0 | | 1475 | |
| AM Peak | 07:00 | - | 07:00 | - | 07:00 | - | 07:00 | - | - | - | - | - | - | - | 07:00 | - |
| Vol. | 352 | - | 365 | - | 323 | - | 314 | - | - | - | - | - | - | - | 338 | - |
| PM Peak | 13:00 | - | 12:00 | - | 12:00 | - | - | - | - | - | - | - | - | - | 12:00 | - |
| Vol. | 107 | - | 86 | - | 118 | - | - | - | - | - | - | - | - | - | 93 | - |

| | | | | | | | | |
|-------------|-----------|------------|------|------|------|-----|-----|------|
| Comb. Total | 1476 | 1555 | 2341 | 2372 | 1438 | 335 | 385 | 2513 |
| ADT | ADT 1,237 | AADT 1,237 | | | | | | |



City of San Clemente
Engineering Division
 910 Calle Negocio, ste 100
 San Clemente, CA 92780

Survey Location: Calle Iglesia at Del Cerro WB (outbound)

Date Start: 21-Jan-15

Date End: 29-Jan-15

Site Code: IGLCER OUT

iglesia at del cerro wb outbound

| Start Time | 19-Jan-15 | | Tue | | Wed | | Thu | | Fri | | Sat | | Sun | | Week Average | |
|------------|-----------|---------|---------|---------|---------|---------|---------|---------|---------|---------|---------|---------|---------|---------|--------------|---------|
| | WB (Outbo | WB (Out | WB (Out | WB (Out | WB (Out | WB (Out | WB (Out | WB (Out | WB (Out | WB (Out | WB (Out | WB (Out | WB (Out | WB (Out | WB (Out | WB (Out |
| 12:00 AM | * | * | * | * | * | * | 2 | 0 | 4 | 0 | 2 | 0 | 2 | 0 | 2 | 0 |
| 01:00 | * | * | * | * | * | * | 2 | 0 | 4 | 0 | 5 | 0 | 0 | 0 | 3 | 0 |
| 02:00 | * | * | * | * | * | * | 21 | 0 | 14 | 0 | 0 | 0 | 0 | 0 | 9 | 0 |
| 03:00 | * | * | * | * | * | * | 0 | 0 | 0 | 0 | 0 | 0 | 0 | 0 | 0 | 0 |
| 04:00 | * | * | * | * | * | * | 0 | 0 | 4 | 0 | 0 | 0 | 0 | 0 | 1 | 0 |
| 05:00 | * | * | * | * | * | * | 2 | 0 | 2 | 0 | 0 | 0 | 0 | 0 | 1 | 0 |
| 06:00 | * | * | * | * | * | * | 15 | 0 | 18 | 0 | 5 | 0 | 0 | 0 | 10 | 0 |
| 07:00 | * | * | * | * | * | * | 52 | 0 | 51 | 0 | 13 | 0 | 1 | 0 | 29 | 0 |
| 08:00 | * | * | * | * | * | * | 67 | 0 | 54 | 0 | 36 | 0 | 7 | 0 | 41 | 0 |
| 09:00 | * | * | * | * | * | * | 62 | 0 | 48 | 0 | 27 | 0 | 5 | 0 | 36 | 0 |
| 10:00 | * | * | * | * | 47 | 0 | 59 | 0 | 59 | 0 | 52 | 0 | 20 | 0 | 47 | 0 |
| 11:00 | * | * | * | * | 94 | 0 | 93 | 0 | 102 | 0 | 37 | 0 | 7 | 0 | 67 | 0 |
| 12:00 PM | * | * | * | * | 133 | 0 | 138 | 0 | 117 | 0 | 49 | 0 | 34 | 0 | 94 | 0 |
| 01:00 | * | * | * | * | 83 | 0 | 81 | 0 | 95 | 0 | 28 | 0 | 12 | 0 | 60 | 0 |
| 02:00 | * | * | * | * | 102 | 0 | 130 | 0 | 88 | 0 | 29 | 0 | 16 | 0 | 73 | 0 |
| 03:00 | * | * | * | * | 101 | 0 | 135 | 0 | 112 | 0 | 26 | 0 | 12 | 0 | 77 | 0 |
| 04:00 | * | * | * | * | 167 | 0 | 170 | 0 | 220 | 0 | 36 | 0 | 20 | 0 | 123 | 0 |
| 05:00 | * | * | * | * | 151 | 0 | 190 | 0 | 94 | 0 | 9 | 0 | 14 | 0 | 92 | 0 |
| 06:00 | * | * | * | * | 62 | 0 | 76 | 0 | 53 | 0 | 8 | 0 | 12 | 0 | 42 | 0 |
| 07:00 | * | * | * | * | 21 | 0 | 37 | 0 | 21 | 0 | 5 | 0 | 13 | 0 | 19 | 0 |
| 08:00 | * | * | * | * | 12 | 0 | 13 | 0 | 6 | 0 | 1 | 0 | 2 | 0 | 7 | 0 |
| 09:00 | * | * | * | * | 8 | 0 | 6 | 0 | 4 | 0 | 0 | 0 | 0 | 0 | 4 | 0 |
| 10:00 | * | * | * | * | 6 | 0 | 5 | 0 | 2 | 0 | 0 | 0 | 0 | 0 | 3 | 0 |
| 11:00 | * | * | * | * | 5 | 0 | 2 | 0 | 0 | 0 | 2 | 0 | 0 | 0 | 2 | 0 |
| Lane Day | 0 | 0 | 0 | 0 | 992 | 0 | 1358 | 0 | 1172 | 0 | 370 | 0 | 177 | 0 | 842 | 0 |
| AM Peak | - | - | - | - | 11:00 | - | 11:00 | - | 11:00 | - | 10:00 | - | 10:00 | - | 11:00 | - |
| Vol. | - | - | - | - | 94 | - | 93 | - | 102 | - | 52 | - | 20 | - | 67 | - |
| PM Peak | - | - | - | - | 16:00 | - | 17:00 | - | 16:00 | - | 12:00 | - | 12:00 | - | 16:00 | - |
| Vol. | - | - | - | - | 167 | - | 190 | - | 220 | - | 49 | - | 34 | - | 123 | - |



City of San Clemente
Engineering Division
 910 Calle Negocio, ste 100
 San Clemente, CA 92780

Survey Location: Calle Iglesia at Del Cerro WB (outbound)

Date Start: 21-Jan-15
 Date End: 29-Jan-15

Site Code: IGLCER OUT

iglesia at del cerro wb outbound

| Start Time | 26-Jan-15 | | Tue | | Wed | | Thu | | Fri | Sat | | Sun | Week Average | |
|------------|-----------|---------|---------|---------|---------|---------|---------|---------|-----|-----|---|-----|--------------|---|
| | WB (Outbo | WB (Out | WB (Out | WB (Out | WB (Out | WB (Out | WB (Out | WB (Out | | | | | | |
| 12:00 AM | 0 | 0 | 0 | 0 | 0 | 0 | 0 | 0 | * | * | * | * | 0 | 0 |
| 01:00 | 0 | 0 | 0 | 0 | 0 | 0 | 0 | 0 | * | * | * | * | 0 | 0 |
| 02:00 | 0 | 0 | 0 | 0 | 0 | 0 | 0 | 0 | * | * | * | * | 0 | 0 |
| 03:00 | 0 | 0 | 0 | 0 | 0 | 0 | 0 | 0 | * | * | * | * | 0 | 0 |
| 04:00 | 4 | 0 | 0 | 0 | 0 | 0 | 0 | 0 | * | * | * | * | 1 | 0 |
| 05:00 | 2 | 0 | 0 | 0 | 0 | 0 | 0 | 0 | * | * | * | * | 0 | 0 |
| 06:00 | 11 | 0 | 0 | 0 | 0 | 0 | 0 | 0 | * | * | * | * | 3 | 0 |
| 07:00 | 42 | 0 | 0 | 0 | 0 | 0 | 0 | 0 | * | * | * | * | 10 | 0 |
| 08:00 | 44 | 0 | 0 | 0 | 0 | 0 | 0 | 0 | * | * | * | * | 11 | 0 |
| 09:00 | 63 | 0 | 0 | 0 | 1 | 0 | * | * | * | * | * | * | 21 | 0 |
| 10:00 | 43 | 0 | 1 | 0 | 1 | 0 | * | * | * | * | * | * | 15 | 0 |
| 11:00 | 87 | 0 | 0 | 0 | 0 | 0 | * | * | * | * | * | * | 29 | 0 |
| 12:00 PM | 117 | 0 | 0 | 0 | 1 | 0 | * | * | * | * | * | * | 39 | 0 |
| 01:00 | 101 | 0 | 0 | 0 | 0 | 0 | * | * | * | * | * | * | 34 | 0 |
| 02:00 | 54 | 0 | 0 | 0 | 2 | 0 | * | * | * | * | * | * | 19 | 0 |
| 03:00 | 95 | 0 | 0 | 0 | 0 | 0 | * | * | * | * | * | * | 32 | 0 |
| 04:00 | 0 | 0 | 0 | 0 | 0 | 0 | * | * | * | * | * | * | 0 | 0 |
| 05:00 | 1 | 0 | 0 | 0 | 0 | 0 | * | * | * | * | * | * | 0 | 0 |
| 06:00 | 0 | 0 | 0 | 0 | 0 | 0 | * | * | * | * | * | * | 0 | 0 |
| 07:00 | 0 | 0 | 0 | 0 | 0 | 0 | * | * | * | * | * | * | 0 | 0 |
| 08:00 | 0 | 0 | 0 | 0 | 0 | 0 | * | * | * | * | * | * | 0 | 0 |
| 09:00 | 0 | 0 | 0 | 0 | 0 | 0 | * | * | * | * | * | * | 0 | 0 |
| 10:00 | 0 | 0 | 0 | 0 | 0 | 0 | * | * | * | * | * | * | 0 | 0 |
| 11:00 | 0 | 0 | 0 | 0 | 0 | 0 | * | * | * | * | * | * | 0 | 0 |
| Lane Day | 664 | 0 | 1 | 0 | 5 | 0 | 0 | 0 | 0 | 0 | 0 | 0 | 214 | 0 |
| AM Peak | 11:00 | - | 10:00 | - | 09:00 | - | - | - | - | - | - | - | 11:00 | - |
| Vol. | 87 | - | 1 | - | 1 | - | - | - | - | - | - | - | 29 | - |
| PM Peak | 12:00 | - | - | - | 14:00 | - | - | - | - | - | - | - | 12:00 | - |
| Vol. | 117 | - | - | - | 2 | - | - | - | - | - | - | - | 39 | - |

| | | | | | | | | |
|-------------|---------|----------|-----|------|------|-----|-----|------|
| Comb. Total | 664 | 1 | 997 | 1358 | 1172 | 370 | 177 | 1056 |
| ADT | ADT 598 | AADT 598 | | | | | | |

City of San Clemente Engineering Division

Called Del Cerro ADTs
Survey Location: Calle Iglesia, E. Del Cerro

IGLESIA E. Del Cerro Classif.
Site Code: IGLECR

Date Start: 18-May-16
Date End: 25-May-16
Date Printed: 25-May-16

| Start Time | 16-May-16 | | Tue | | Wed | | Thu | | Fri | | Sat | | Sun | | Week Average | |
|------------|-----------|----|-----|----|-------|-------|-------|-------|-------|-------|-------|-------|-------|-------|--------------|-------|
| | EB | WB | EB | WB | EB | WB | EB | WB | EB | WB | EB | WB | EB | WB | EB | WB |
| 12:00 AM | * | * | * | * | * | * | 0 | 0 | 2 | 1 | 3 | 0 | 0 | 0 | 1 | 0 |
| 01:00 | * | * | * | * | * | * | 1 | 0 | 4 | 1 | 4 | 0 | 1 | 0 | 2 | 0 |
| 02:00 | * | * | * | * | * | * | 17 | 0 | 11 | 1 | 0 | 3 | 0 | 1 | 7 | 1 |
| 03:00 | * | * | * | * | * | * | 2 | 1 | 6 | 1 | 0 | 0 | 0 | 0 | 2 | 0 |
| 04:00 | * | * | * | * | * | * | 1 | 23 | 2 | 16 | 0 | 0 | 0 | 0 | 1 | 10 |
| 05:00 | * | * | * | * | * | * | 1 | 46 | 1 | 60 | 0 | 10 | 0 | 0 | 0 | 29 |
| 06:00 | * | * | * | * | * | * | 15 | 75 | 13 | 53 | 1 | 13 | 2 | 11 | 8 | 38 |
| 07:00 | * | * | * | * | * | * | 22 | 200 | 25 | 185 | 9 | 12 | 5 | 16 | 15 | 103 |
| 08:00 | * | * | * | * | * | * | 43 | 147 | 51 | 135 | 17 | 32 | 4 | 56 | 29 | 92 |
| 09:00 | * | * | * | * | * | * | 43 | 64 | 40 | 68 | 27 | 22 | 17 | 9 | 32 | 41 |
| 10:00 | * | * | * | * | * | * | 49 | 44 | 50 | 50 | 19 | 19 | 14 | 51 | 33 | 41 |
| 11:00 | * | * | * | * | * | * | 56 | 41 | 68 | 36 | 20 | 11 | 12 | 5 | 39 | 23 |
| 12:00 PM | * | * | * | * | * | * | 82 | 57 | 77 | 50 | 22 | 8 | 10 | 7 | 48 | 30 |
| 01:00 | * | * | * | * | * | * | 50 | 66 | 70 | 58 | 11 | 13 | 7 | 2 | 34 | 35 |
| 02:00 | * | * | * | * | * | * | 56 | 49 | 61 | 18 | 18 | 9 | 6 | 5 | 35 | 20 |
| 03:00 | * | * | * | * | 71 | 51 | 86 | 46 | 85 | 29 | 13 | 11 | 4 | 9 | 52 | 29 |
| 04:00 | * | * | * | * | 166 | 23 | 187 | 43 | 166 | 37 | 19 | 15 | 18 | 14 | 111 | 26 |
| 05:00 | * | * | * | * | 112 | 20 | 122 | 26 | 72 | 26 | 23 | 43 | 15 | 12 | 69 | 25 |
| 06:00 | * | * | * | * | 51 | 20 | 48 | 20 | 34 | 16 | 17 | 43 | 13 | 9 | 33 | 22 |
| 07:00 | * | * | * | * | 14 | 2 | 22 | 10 | 25 | 3 | 27 | 8 | 10 | 13 | 20 | 7 |
| 08:00 | * | * | * | * | 17 | 11 | 14 | 10 | 9 | 9 | 46 | 6 | 10 | 1 | 19 | 7 |
| 09:00 | * | * | * | * | 6 | 4 | 5 | 8 | 11 | 2 | 26 | 5 | 11 | 3 | 12 | 4 |
| 10:00 | * | * | * | * | 5 | 1 | 7 | 2 | 1 | 2 | 11 | 2 | 2 | 1 | 5 | 2 |
| 11:00 | * | * | * | * | 0 | 0 | 5 | 2 | 3 | 2 | 8 | 2 | 3 | 1 | 4 | 1 |
| Lane | 0 | 0 | 0 | 0 | 442 | 132 | 934 | 980 | 887 | 859 | 341 | 287 | 164 | 226 | 611 | 586 |
| Day | 0 | | 0 | | 574 | | 1914 | | 1746 | | 628 | | 390 | | 1197 | |
| AM Peak | - | - | - | - | - | - | 11:00 | 07:00 | 11:00 | 07:00 | 09:00 | 08:00 | 09:00 | 08:00 | 11:00 | 07:00 |
| Vol. | - | - | - | - | - | - | 56 | 200 | 68 | 185 | 27 | 32 | 17 | 56 | 39 | 103 |
| PM Peak | - | - | - | - | 16:00 | 15:00 | 16:00 | 13:00 | 16:00 | 13:00 | 20:00 | 17:00 | 16:00 | 16:00 | 16:00 | 13:00 |
| Vol. | - | - | - | - | 166 | 51 | 187 | 66 | 166 | 58 | 46 | 43 | 18 | 14 | 111 | 35 |

City of San Clemente
Engineering Division

Called Del Cerro ADTs
Survey Location: Calle Iglesia, E. Del Cerro

IGLESIA E. Del Cerro Classif.
Site Code: IGLECR

Date Start: 18-May-16
Date End: 25-May-16
Date Printed: 25-May-16

| Start Time | 23-May-16 | | Tue | | Wed | | Thu | | Fri | | Sat | | Sun | | Week Average | |
|------------|------------|------------|------------|------------|-----------|------------|-----|----|-----|----|-----|----|-----|----|--------------|------------|
| | EB | WB | EB | WB | EB | WB | EB | WB | EB | WB | EB | WB | EB | WB | EB | WB |
| 12:00 AM | 1 | 1 | 0 | 0 | 2 | 0 | * | * | * | * | * | * | * | * | 1 | 0 |
| 01:00 | 0 | 0 | 2 | 4 | 2 | 0 | * | * | * | * | * | * | * | * | 1 | 1 |
| 02:00 | 0 | 0 | 24 | 0 | 22 | 1 | * | * | * | * | * | * | * | * | 15 | 0 |
| 03:00 | 0 | 0 | 0 | 0 | 0 | 0 | * | * | * | * | * | * | * | * | 0 | 0 |
| 04:00 | 2 | 20 | 1 | 19 | 1 | 27 | * | * | * | * | * | * | * | * | 1 | 22 |
| 05:00 | 2 | 50 | 4 | 49 | 2 | 45 | * | * | * | * | * | * | * | * | 3 | 48 |
| 06:00 | 11 | 71 | 12 | 80 | 10 | 86 | * | * | * | * | * | * | * | * | 11 | 79 |
| 07:00 | 32 | 211 | 29 | 195 | 30 | 202 | * | * | * | * | * | * | * | * | 30 | 203 |
| 08:00 | 33 | 145 | 38 | 140 | 43 | 124 | * | * | * | * | * | * | * | * | 38 | 136 |
| 09:00 | 43 | 65 | 38 | 68 | * | * | * | * | * | * | * | * | * | * | 40 | 66 |
| 10:00 | 41 | 43 | 39 | 47 | * | * | * | * | * | * | * | * | * | * | 40 | 45 |
| 11:00 | 55 | 47 | 80 | 48 | * | * | * | * | * | * | * | * | * | * | 68 | 48 |
| 12:00 PM | 69 | 55 | 92 | 67 | * | * | * | * | * | * | * | * | * | * | 80 | 61 |
| 01:00 | 51 | 66 | 50 | 62 | * | * | * | * | * | * | * | * | * | * | 50 | 64 |
| 02:00 | 55 | 36 | 70 | 36 | * | * | * | * | * | * | * | * | * | * | 62 | 36 |
| 03:00 | 73 | 42 | 61 | 44 | * | * | * | * | * | * | * | * | * | * | 67 | 43 |
| 04:00 | 169 | 44 | 203 | 55 | * | * | * | * | * | * | * | * | * | * | 186 | 50 |
| 05:00 | 130 | 24 | 96 | 33 | * | * | * | * | * | * | * | * | * | * | 113 | 28 |
| 06:00 | 56 | 21 | 54 | 17 | * | * | * | * | * | * | * | * | * | * | 55 | 19 |
| 07:00 | 24 | 9 | 23 | 8 | * | * | * | * | * | * | * | * | * | * | 24 | 8 |
| 08:00 | 12 | 13 | 31 | 8 | * | * | * | * | * | * | * | * | * | * | 22 | 10 |
| 09:00 | 5 | 1 | 6 | 3 | * | * | * | * | * | * | * | * | * | * | 6 | 2 |
| 10:00 | 4 | 1 | 9 | 5 | * | * | * | * | * | * | * | * | * | * | 6 | 3 |
| 11:00 | 1 | 1 | 0 | 1 | * | * | * | * | * | * | * | * | * | * | 0 | 1 |
| Lane Day | 869 | 966 | 962 | 989 | 112 | 485 | 0 | 0 | 0 | 0 | 0 | 0 | 0 | 0 | 919 | 973 |
| AM Peak | 11:00 | 07:00 | 11:00 | 07:00 | 08:00 | 07:00 | - | - | - | - | - | - | - | - | 11:00 | 07:00 |
| Vol. | 55 | 211 | 80 | 195 | 43 | 202 | - | - | - | - | - | - | - | - | 68 | 203 |
| PM Peak | 16:00 | 13:00 | 16:00 | 12:00 | - | - | - | - | - | - | - | - | - | - | 16:00 | 13:00 |
| Vol. | 169 | 66 | 203 | 67 | - | - | - | - | - | - | - | - | - | - | 186 | 64 |

| | | | | | | | | |
|-------------|-----------|------------|------|------|------|-----|-----|------|
| Comb. Total | 1835 | 1951 | 1171 | 1914 | 1746 | 628 | 390 | 3089 |
| ADT | ADT 1,447 | AADT 1,447 | | | | | | |

City of San Clemente Engineering Division

Project: Traffic Calming
Location: CI Frontera & Juarez

Juarez3023 procd
Site Code: 3023JUA

Date Start: 05-Nov-15
Date End: 13-Nov-15
Date Printed: 13-Nov-15

| Start Time | 02-Nov-15 | | Tue | | Wed | | Thu | | Fri | | Sat | | Sun | | Week Average | | |
|------------|-----------|----|-----|----|-----|----|-------|-------|-------|-------|-------|-------|-------|-------|--------------|-------|----|
| | SB | NB | SB | NB | SB | NB | SB | NB | SB | NB | SB | NB | SB | NB | SB | NB | |
| 12:00 AM | * | * | * | * | * | * | * | * | 13 | 9 | 13 | 3 | 12 | 11 | 13 | 8 | |
| 01:00 | * | * | * | * | * | * | * | * | 2 | 7 | 9 | 2 | 8 | 7 | 6 | 5 | |
| 02:00 | * | * | * | * | * | * | * | * | 5 | 6 | 3 | 1 | 5 | 4 | 4 | 4 | |
| 03:00 | * | * | * | * | * | * | * | * | 0 | 4 | 4 | 2 | 1 | 2 | 2 | 3 | |
| 04:00 | * | * | * | * | * | * | * | * | 4 | 5 | 1 | 2 | 1 | 0 | 2 | 2 | |
| 05:00 | * | * | * | * | * | * | * | * | 2 | 6 | 1 | 7 | 1 | 8 | 1 | 7 | |
| 06:00 | * | * | * | * | * | * | * | * | 12 | 32 | 15 | 12 | 5 | 15 | 11 | 20 | |
| 07:00 | * | * | * | * | * | * | * | * | 47 | 41 | 21 | 40 | 15 | 21 | 28 | 34 | |
| 08:00 | * | * | * | * | * | * | * | * | 59 | 59 | 30 | 57 | 47 | 36 | 45 | 51 | |
| 09:00 | * | * | * | * | * | * | * | * | 60 | 58 | 64 | 62 | 39 | 44 | 54 | 55 | |
| 10:00 | * | * | * | * | * | * | * | * | 68 | 93 | 68 | 72 | 70 | 198 | 69 | 121 | |
| 11:00 | * | * | * | * | * | * | * | * | 64 | 66 | 83 | 91 | 86 | 165 | 78 | 107 | |
| 12:00 PM | * | * | * | * | * | * | * | * | 79 | 70 | 75 | 60 | 57 | 126 | 70 | 85 | |
| 01:00 | * | * | * | * | * | * | * | * | 84 | 78 | 82 | 92 | 85 | 99 | 84 | 90 | |
| 02:00 | * | * | * | * | * | * | * | * | 84 | 77 | 86 | 81 | 71 | 107 | 80 | 88 | |
| 03:00 | * | * | * | * | * | * | * | 92 | 85 | 121 | 87 | 91 | 81 | 56 | 82 | 90 | 84 |
| 04:00 | * | * | * | * | * | * | * | 127 | 112 | 115 | 95 | 81 | 78 | 67 | 66 | 98 | 88 |
| 05:00 | * | * | * | * | * | * | * | 89 | 88 | 123 | 97 | 88 | 62 | 73 | 54 | 93 | 75 |
| 06:00 | * | * | * | * | * | * | * | 102 | 72 | 71 | 53 | 51 | 62 | 73 | 40 | 74 | 57 |
| 07:00 | * | * | * | * | * | * | * | 64 | 38 | 65 | 27 | 38 | 34 | 48 | 27 | 54 | 32 |
| 08:00 | * | * | * | * | * | * | * | 40 | 41 | 33 | 26 | 28 | 22 | 20 | 18 | 30 | 27 |
| 09:00 | * | * | * | * | * | * | * | 30 | 20 | 32 | 20 | 28 | 25 | 20 | 11 | 28 | 19 |
| 10:00 | * | * | * | * | * | * | * | 29 | 50 | 16 | 23 | 22 | 21 | 17 | 14 | 21 | 27 |
| 11:00 | * | * | * | * | * | * | * | 17 | 36 | 19 | 17 | 14 | 14 | 8 | 12 | 14 | 20 |
| Lane Day | 0 | 0 | 0 | 0 | 0 | 0 | 590 | 542 | 1178 | 1056 | 996 | 983 | 885 | 1167 | 1049 | 1109 | |
| AM Peak | - | - | - | - | - | - | - | - | 10:00 | 10:00 | 11:00 | 11:00 | 11:00 | 10:00 | 11:00 | 10:00 | |
| Vol. | - | - | - | - | - | - | - | - | 68 | 93 | 83 | 91 | 86 | 198 | 78 | 121 | |
| PM Peak | - | - | - | - | - | - | 16:00 | 16:00 | 17:00 | 17:00 | 15:00 | 13:00 | 13:00 | 12:00 | 16:00 | 13:00 | |
| Vol. | - | - | - | - | - | - | 127 | 112 | 123 | 97 | 91 | 92 | 85 | 126 | 98 | 90 | |

City of San Clemente Engineering Division

Project: Traffic Calming
Location: CI Frontera & Juarez

Juarez3023 procd
Site Code: 3023JUA

Date Start: 05-Nov-15
Date End: 13-Nov-15
Date Printed: 13-Nov-15

| Start Time | 09-Nov-15 | | Tue | | Wed | | Thu | | Fri | | Sat | | Sun | | Week Average | |
|------------|------------|-----------|------------|------------|------------|-----------|------------|------------|------------|-----------|-----|----|-----|----|--------------|-----------|
| | SB | NB | SB | NB | SB | NB | SB | NB | SB | NB | SB | NB | SB | NB | SB | NB |
| 12:00 AM | 2 | 3 | 3 | 6 | 4 | 6 | 2 | 3 | 5 | 7 | * | * | * | * | 3 | 5 |
| 01:00 | 3 | 5 | 3 | 0 | 5 | 4 | 3 | 3 | 5 | 7 | * | * | * | * | 4 | 4 |
| 02:00 | 0 | 1 | 4 | 4 | 2 | 0 | 1 | 0 | 4 | 6 | * | * | * | * | 2 | 2 |
| 03:00 | 0 | 2 | 0 | 1 | 0 | 1 | 0 | 1 | 0 | 3 | * | * | * | * | 0 | 2 |
| 04:00 | 5 | 4 | 5 | 4 | 4 | 4 | 6 | 3 | 2 | 3 | * | * | * | * | 4 | 4 |
| 05:00 | 5 | 6 | 1 | 11 | 1 | 6 | 6 | 14 | 4 | 9 | * | * | * | * | 3 | 9 |
| 06:00 | 19 | 36 | 23 | 35 | 15 | 20 | 23 | 23 | 20 | 20 | * | * | * | * | 20 | 27 |
| 07:00 | 106 | 62 | 117 | 78 | 35 | 32 | 100 | 74 | 100 | 67 | * | * | * | * | 92 | 63 |
| 08:00 | 61 | 71 | 57 | 92 | 34 | 48 | 72 | 81 | 53 | 81 | * | * | * | * | 55 | 75 |
| 09:00 | 62 | 71 | 69 | 73 | 42 | 62 | 63 | 87 | 69 | 68 | * | * | * | * | 61 | 72 |
| 10:00 | 56 | 60 | 56 | 63 | 52 | 68 | 56 | 58 | * | * | * | * | * | * | 55 | 62 |
| 11:00 | 72 | 72 | 59 | 82 | 71 | 82 | 58 | 72 | * | * | * | * | * | * | 65 | 77 |
| 12:00 PM | 73 | 59 | 68 | 55 | 68 | 65 | 68 | 56 | * | * | * | * | * | * | 69 | 59 |
| 01:00 | 100 | 76 | 78 | 76 | 91 | 70 | 86 | 68 | * | * | * | * | * | * | 89 | 72 |
| 02:00 | 180 | 83 | 97 | 83 | 71 | 71 | 106 | 129 | * | * | * | * | * | * | 114 | 92 |
| 03:00 | 140 | 94 | 87 | 88 | 90 | 69 | 116 | 116 | * | * | * | * | * | * | 108 | 92 |
| 04:00 | 97 | 75 | 117 | 115 | 101 | 59 | 219 | 129 | * | * | * | * | * | * | 134 | 94 |
| 05:00 | 98 | 82 | 121 | 92 | 77 | 70 | 161 | 111 | * | * | * | * | * | * | 114 | 89 |
| 06:00 | 74 | 50 | 78 | 52 | 73 | 71 | 104 | 69 | * | * | * | * | * | * | 82 | 60 |
| 07:00 | 48 | 31 | 52 | 39 | 42 | 28 | 61 | 27 | * | * | * | * | * | * | 51 | 31 |
| 08:00 | 41 | 26 | 48 | 36 | 35 | 25 | 31 | 31 | * | * | * | * | * | * | 39 | 30 |
| 09:00 | 26 | 20 | 29 | 19 | 27 | 17 | 37 | 24 | * | * | * | * | * | * | 30 | 20 |
| 10:00 | 19 | 35 | 15 | 19 | 18 | 15 | 31 | 42 | * | * | * | * | * | * | 21 | 28 |
| 11:00 | 10 | 15 | 13 | 17 | 7 | 5 | 13 | 29 | * | * | * | * | * | * | 11 | 16 |
| Lane Day | 1297 | 1039 | 1200 | 1140 | 965 | 898 | 1423 | 1250 | 262 | 271 | 0 | 0 | 0 | 0 | 1226 | 1085 |
| AM Peak | 07:00 | 11:00 | 07:00 | 08:00 | 11:00 | 11:00 | 07:00 | 09:00 | 07:00 | 08:00 | - | - | - | - | 07:00 | 11:00 |
| Vol. | 106 | 72 | 117 | 92 | 71 | 82 | 100 | 87 | 100 | 81 | - | - | - | - | 92 | 77 |
| PM Peak | 14:00 | 15:00 | 17:00 | 16:00 | 16:00 | 14:00 | 16:00 | 14:00 | - | - | - | - | - | - | 16:00 | 16:00 |
| Vol. | 180 | 94 | 121 | 115 | 101 | 71 | 219 | 129 | - | - | - | - | - | - | 134 | 94 |

| | | | | | | | | |
|-------------|-----------|------------|------|------|------|------|------|------|
| Comb. Total | 2336 | 2340 | 1863 | 3805 | 2767 | 1979 | 2052 | 4469 |
| ADT | ADT 2,243 | AADT 2,243 | | | | | | |

City of San Clemente
Engineering Division

Project: Ave De La Cuesta Traffic Calming
Survey Location: Ave De La Cuesta @ 178 N. El Oriente

La Cuesta 178 N. El Oriente proc
Site Code: 178CUES

Date Start: 02-Dec-15
Date End: 10-Dec-15
Date Printed: 11-Dec-15

| Start Time | 30-Nov-15 | | Tue | | Wed | | Thu | | Fri | | Sat | | Sun | | Week Average | |
|------------|-----------|----|-----|----|------------|------------|------------|------------|------------|------------|------------|------------|-----------|------------|--------------|------------|
| | NB | SB | NB | SB | NB | SB | NB | SB | NB | SB | NB | SB | NB | SB | NB | SB |
| 12:00 AM | * | * | * | * | * | * | 5 | 2 | 8 | 0 | 17 | 1 | 15 | 7 | 11 | 2 |
| 01:00 | * | * | * | * | * | * | 2 | 2 | 5 | 1 | 8 | 5 | 10 | 2 | 6 | 2 |
| 02:00 | * | * | * | * | * | * | 5 | 0 | 2 | 0 | 4 | 0 | 3 | 4 | 4 | 1 |
| 03:00 | * | * | * | * | * | * | 0 | 2 | 0 | 1 | 0 | 2 | 1 | 3 | 0 | 2 |
| 04:00 | * | * | * | * | * | * | 0 | 1 | 4 | 2 | 2 | 4 | 1 | 2 | 2 | 2 |
| 05:00 | * | * | * | * | * | * | 3 | 11 | 3 | 9 | 2 | 7 | 2 | 6 | 2 | 8 |
| 06:00 | * | * | * | * | * | * | 24 | 23 | 25 | 31 | 6 | 25 | 2 | 19 | 14 | 24 |
| 07:00 | * | * | * | * | * | * | 216 | 234 | 215 | 222 | 21 | 25 | 13 | 31 | 116 | 128 |
| 08:00 | * | * | * | * | * | * | 88 | 67 | 82 | 87 | 27 | 51 | 17 | 49 | 54 | 64 |
| 09:00 | * | * | * | * | * | * | 45 | 59 | 52 | 63 | 46 | 77 | 28 | 67 | 43 | 66 |
| 10:00 | * | * | * | * | 56 | 51 | 54 | 54 | 47 | 48 | 84 | 85 | 51 | 87 | 58 | 65 |
| 11:00 | * | * | * | * | 52 | 54 | 46 | 67 | 53 | 75 | 114 | 84 | 47 | 71 | 62 | 70 |
| 12:00 PM | * | * | * | * | 58 | 77 | 65 | 105 | 72 | 67 | 93 | 101 | 70 | 101 | 72 | 90 |
| 01:00 | * | * | * | * | 64 | 69 | 44 | 72 | 103 | 81 | 63 | 99 | 49 | 87 | 65 | 82 |
| 02:00 | * | * | * | * | 132 | 164 | 135 | 139 | 164 | 181 | 64 | 109 | 57 | 76 | 110 | 134 |
| 03:00 | * | * | * | * | 83 | 137 | 71 | 104 | 75 | 101 | 49 | 105 | 43 | 88 | 64 | 107 |
| 04:00 | * | * | * | * | 55 | 86 | 54 | 71 | 62 | 81 | 47 | 109 | 63 | 93 | 56 | 88 |
| 05:00 | * | * | * | * | 60 | 86 | 64 | 70 | 46 | 83 | 42 | 105 | 56 | 93 | 54 | 87 |
| 06:00 | * | * | * | * | 57 | 45 | 46 | 37 | 46 | 43 | 36 | 69 | 42 | 50 | 45 | 49 |
| 07:00 | * | * | * | * | 33 | 24 | 34 | 30 | 33 | 28 | 24 | 42 | 33 | 48 | 31 | 34 |
| 08:00 | * | * | * | * | 19 | 15 | 26 | 15 | 28 | 24 | 33 | 42 | 25 | 35 | 26 | 26 |
| 09:00 | * | * | * | * | 15 | 19 | 20 | 16 | 22 | 11 | 20 | 29 | 13 | 24 | 18 | 20 |
| 10:00 | * | * | * | * | 9 | 11 | 11 | 7 | 18 | 16 | 15 | 23 | 9 | 8 | 12 | 13 |
| 11:00 | * | * | * | * | 13 | 5 | 14 | 10 | 27 | 21 | 16 | 10 | 4 | 9 | 15 | 11 |
| Lane Day | 0 | 0 | 0 | 0 | 706 | 843 | 1072 | 1198 | 1192 | 1276 | 833 | 1209 | 654 | 1060 | 940 | 1175 |
| AM Peak | - | - | - | - | 10:00 | 11:00 | 07:00 | 07:00 | 07:00 | 07:00 | 11:00 | 10:00 | 10:00 | 10:00 | 07:00 | 07:00 |
| Vol. | - | - | - | - | 56 | 54 | 216 | 234 | 215 | 222 | 114 | 85 | 51 | 87 | 116 | 128 |
| PM Peak | - | - | - | - | 14:00 | 14:00 | 14:00 | 14:00 | 14:00 | 14:00 | 12:00 | 14:00 | 12:00 | 12:00 | 14:00 | 14:00 |
| Vol. | - | - | - | - | 132 | 164 | 135 | 139 | 164 | 181 | 93 | 109 | 70 | 101 | 110 | 134 |

City of San Clemente
Engineering Division

Project: Ave De La Cuesta Traffic Calming
Survey Location: Ave De La Cuesta @ 178 N. El Oriente

La Cuesta 178 N. El Oriente proc
Site Code: 178CUES

Date Start: 02-Dec-15
Date End: 10-Dec-15
Date Printed: 11-Dec-15

| Start Time | 07-Dec-15 | | Tue | | Wed | | Thu | | Fri | | Sat | | Sun | | Week Average | |
|------------|-----------|-------|-------|-------|-------|-------|-------|-------|-----|----|-----|----|-----|----|--------------|-------|
| | NB | SB | NB | SB | NB | SB | NB | SB | NB | SB | NB | SB | NB | SB | NB | SB |
| 12:00 AM | 2 | 5 | 2 | 4 | 3 | 4 | 11 | 3 | * | * | * | * | * | * | 4 | 4 |
| 01:00 | 3 | 0 | 7 | 2 | 1 | 0 | 2 | 3 | * | * | * | * | * | * | 3 | 1 |
| 02:00 | 0 | 1 | 0 | 0 | 1 | 0 | 1 | 1 | * | * | * | * | * | * | 0 | 0 |
| 03:00 | 0 | 0 | 1 | 0 | 1 | 3 | 2 | 2 | * | * | * | * | * | * | 1 | 1 |
| 04:00 | 1 | 5 | 1 | 2 | 3 | 3 | 1 | 5 | * | * | * | * | * | * | 2 | 4 |
| 05:00 | 1 | 12 | 1 | 7 | 1 | 9 | 2 | 19 | * | * | * | * | * | * | 1 | 12 |
| 06:00 | 22 | 31 | 24 | 36 | 23 | 37 | 29 | 30 | * | * | * | * | * | * | 24 | 34 |
| 07:00 | 127 | 122 | 238 | 246 | 226 | 216 | 193 | 223 | * | * | * | * | * | * | 196 | 202 |
| 08:00 | 173 | 201 | 81 | 84 | 63 | 75 | 54 | 78 | * | * | * | * | * | * | 93 | 110 |
| 09:00 | 70 | 67 | 65 | 75 | 53 | 80 | * | * | * | * | * | * | * | * | 63 | 74 |
| 10:00 | 56 | 56 | 44 | 54 | 64 | 61 | * | * | * | * | * | * | * | * | 55 | 57 |
| 11:00 | 64 | 74 | 42 | 69 | 49 | 64 | * | * | * | * | * | * | * | * | 52 | 69 |
| 12:00 PM | 48 | 86 | 66 | 68 | 66 | 71 | * | * | * | * | * | * | * | * | 60 | 75 |
| 01:00 | 67 | 105 | 87 | 107 | 55 | 73 | * | * | * | * | * | * | * | * | 70 | 95 |
| 02:00 | 128 | 152 | 108 | 141 | 105 | 159 | * | * | * | * | * | * | * | * | 114 | 151 |
| 03:00 | 78 | 97 | 66 | 99 | 92 | 134 | * | * | * | * | * | * | * | * | 79 | 110 |
| 04:00 | 62 | 71 | 56 | 88 | 53 | 76 | * | * | * | * | * | * | * | * | 57 | 78 |
| 05:00 | 50 | 71 | 64 | 68 | 53 | 77 | * | * | * | * | * | * | * | * | 56 | 72 |
| 06:00 | 39 | 56 | 41 | 69 | 51 | 62 | * | * | * | * | * | * | * | * | 44 | 62 |
| 07:00 | 25 | 25 | 46 | 43 | 29 | 37 | * | * | * | * | * | * | * | * | 33 | 35 |
| 08:00 | 28 | 14 | 20 | 24 | 28 | 20 | * | * | * | * | * | * | * | * | 25 | 19 |
| 09:00 | 18 | 16 | 18 | 13 | 21 | 8 | * | * | * | * | * | * | * | * | 19 | 12 |
| 10:00 | 6 | 10 | 6 | 12 | 4 | 9 | * | * | * | * | * | * | * | * | 5 | 10 |
| 11:00 | 8 | 8 | 7 | 7 | 11 | 2 | * | * | * | * | * | * | * | * | 9 | 6 |
| Lane Day | 1076 | 1285 | 1091 | 1318 | 1056 | 1280 | 295 | 364 | 0 | 0 | 0 | 0 | 0 | 0 | 1065 | 1293 |
| AM Peak | 08:00 | 08:00 | 07:00 | 07:00 | 07:00 | 07:00 | 07:00 | 07:00 | - | - | - | - | - | - | 07:00 | 07:00 |
| Vol. | 173 | 201 | 238 | 246 | 226 | 216 | 193 | 223 | - | - | - | - | - | - | 196 | 202 |
| PM Peak | 14:00 | 14:00 | 14:00 | 14:00 | 14:00 | 14:00 | - | - | - | - | - | - | - | - | 14:00 | 14:00 |
| Vol. | 128 | 152 | 108 | 141 | 105 | 159 | - | - | - | - | - | - | - | - | 114 | 151 |

| | | | | | | | | |
|-------------|-----------|------------|------|------|------|------|------|------|
| Comb. Total | 2361 | 2409 | 3885 | 2929 | 2468 | 2042 | 1714 | 4473 |
| ADT | ADT 2,241 | AADT 2,241 | | | | | | |



City of San Clemente
Engineering Division
 910 Calle Negocio, ste 100
 San Clemente, CA 92780

Project: Ave De La Cuesta Traffic Calming
 Survey Location: Ave De La Cuesta -
 between CI Miguel and Bella Loma

Date Start: 01-Jun-15
 Date End: 08-Jun-15

Site Code: 258CUES

La Cuesta W. Miguel P

| Start Time | 01-Jun-15 | | Tue | | Wed | | Thu | | Fri | | Sat | | Sun | | Week Average | |
|------------|-----------|-------|-------|-------|-------|-------|-------|-------|-------|-------|-------|-------|-------|-------|--------------|-------|
| | NB | SB | NB | SB | NB | SB | NB | SB | NB | SB | NB | SB | NB | SB | NB | SB |
| 12:00 AM | * | * | 0 | 0 | 2 | 1 | 0 | 0 | 0 | 0 | 1 | 0 | 0 | 0 | 0 | 0 |
| 01:00 | * | * | 0 | 0 | 0 | 0 | 0 | 0 | 0 | 0 | 0 | 0 | 0 | 0 | 0 | 0 |
| 02:00 | * | * | 0 | 0 | 0 | 0 | 0 | 0 | 0 | 0 | 0 | 0 | 1 | 0 | 0 | 0 |
| 03:00 | * | * | 0 | 0 | 0 | 0 | 0 | 0 | 0 | 0 | 0 | 0 | 0 | 0 | 0 | 0 |
| 04:00 | * | * | 1 | 1 | 0 | 0 | 0 | 0 | 0 | 0 | 0 | 0 | 0 | 0 | 0 | 0 |
| 05:00 | * | * | 1 | 0 | 2 | 1 | 2 | 2 | 1 | 1 | 1 | 1 | 1 | 1 | 1 | 1 |
| 06:00 | * | * | 2 | 1 | 4 | 1 | 4 | 0 | 4 | 0 | 2 | 1 | 3 | 0 | 3 | 0 |
| 07:00 | * | * | 3 | 1 | 2 | 3 | 4 | 2 | 2 | 5 | 0 | 0 | 0 | 1 | 2 | 2 |
| 08:00 | * | * | 5 | 2 | 4 | 4 | 5 | 4 | 2 | 5 | 1 | 4 | 1 | 1 | 3 | 3 |
| 09:00 | * | * | 4 | 4 | 5 | 2 | 2 | 2 | 8 | 3 | 3 | 3 | 4 | 1 | 4 | 2 |
| 10:00 | * | * | 2 | 0 | 5 | 3 | 6 | 3 | 4 | 7 | 6 | 3 | 2 | 3 | 4 | 3 |
| 11:00 | * | * | 5 | 2 | 9 | 3 | 11 | 7 | 6 | 0 | 4 | 5 | 6 | 4 | 7 | 4 |
| 12:00 PM | 7 | 1 | 5 | 0 | 5 | 5 | 5 | 4 | 4 | 8 | 6 | 1 | 4 | 0 | 5 | 3 |
| 01:00 | 9 | 3 | 2 | 0 | 6 | 3 | 4 | 2 | 4 | 4 | 2 | 3 | 4 | 3 | 4 | 3 |
| 02:00 | 4 | 1 | 6 | 3 | 6 | 0 | 2 | 3 | 4 | 3 | 3 | 2 | 6 | 6 | 4 | 3 |
| 03:00 | 6 | 0 | 11 | 0 | 7 | 1 | 6 | 1 | 6 | 3 | 4 | 6 | 4 | 2 | 6 | 2 |
| 04:00 | 10 | 6 | 3 | 3 | 2 | 1 | 6 | 2 | 5 | 3 | 5 | 5 | 1 | 5 | 5 | 4 |
| 05:00 | 4 | 1 | 7 | 0 | 4 | 0 | 5 | 1 | 7 | 3 | 4 | 0 | 6 | 4 | 5 | 1 |
| 06:00 | 5 | 0 | 7 | 2 | 7 | 2 | 2 | 6 | 4 | 1 | 3 | 6 | 4 | 2 | 5 | 3 |
| 07:00 | 3 | 2 | 2 | 1 | 4 | 0 | 3 | 4 | 4 | 3 | 6 | 1 | 3 | 0 | 4 | 2 |
| 08:00 | 2 | 0 | 1 | 1 | 1 | 2 | 0 | 3 | 6 | 5 | 3 | 5 | 5 | 2 | 3 | 3 |
| 09:00 | 4 | 1 | 2 | 0 | 2 | 1 | 0 | 1 | 6 | 7 | 2 | 2 | 1 | 0 | 2 | 2 |
| 10:00 | 0 | 1 | 1 | 0 | 2 | 0 | 0 | 0 | 3 | 4 | 1 | 2 | 0 | 0 | 1 | 1 |
| 11:00 | 2 | 0 | 0 | 1 | 1 | 1 | 0 | 0 | 0 | 2 | 2 | 0 | 3 | 0 | 1 | 1 |
| Lane | 56 | 16 | 70 | 22 | 80 | 34 | 67 | 47 | 80 | 67 | 59 | 50 | 59 | 35 | 69 | 43 |
| Day | 72 | | 92 | | 114 | | 114 | | 147 | | 109 | | 94 | | 112 | |
| AM Peak | - | - | 08:00 | 09:00 | 11:00 | 08:00 | 11:00 | 11:00 | 09:00 | 10:00 | 10:00 | 11:00 | 11:00 | 11:00 | 11:00 | 11:00 |
| Vol. | - | - | 5 | 4 | 9 | 4 | 11 | 7 | 8 | 7 | 6 | 5 | 6 | 4 | 7 | 4 |
| PM Peak | 16:00 | 16:00 | 15:00 | 14:00 | 15:00 | 12:00 | 15:00 | 18:00 | 17:00 | 12:00 | 12:00 | 15:00 | 14:00 | 14:00 | 15:00 | 16:00 |
| Vol. | 10 | 6 | 11 | 3 | 7 | 5 | 6 | 6 | 7 | 8 | 6 | 6 | 6 | 6 | 6 | 4 |



City of San Clemente
Engineering Division
 910 Calle Negocio, ste 100
 San Clemente, CA 92780

Project: Ave De La Cuesta Traffic Calming
 Survey Location: Ave De La Cuesta -
 between CI Miguel and Bella Loma

Date Start: 01-Jun-15
 Date End: 08-Jun-15

Site Code: 258CUES

La Cuesta W. Miguel P

| Start Time | 08-Jun-15 | | Tue | | Wed | | Thu | | Fri | | Sat | | Sun | | Week Average | |
|------------|-----------|-------|-----|----|-----|----|-----|----|-----|----|-----|----|-----|----|--------------|----|
| | NB | SB | NB | SB | NB | SB | NB | SB | NB | SB | NB | SB | NB | SB | NB | SB |
| 12:00 AM | 0 | 0 | * | * | * | * | * | * | * | * | * | * | * | * | 0 | 0 |
| 01:00 | 1 | 0 | * | * | * | * | * | * | * | * | * | * | * | * | 1 | 0 |
| 02:00 | 0 | 0 | * | * | * | * | * | * | * | * | * | * | * | * | 0 | 0 |
| 03:00 | 0 | 0 | * | * | * | * | * | * | * | * | * | * | * | * | 0 | 0 |
| 04:00 | 1 | 1 | * | * | * | * | * | * | * | * | * | * | * | * | 1 | 1 |
| 05:00 | 2 | 0 | * | * | * | * | * | * | * | * | * | * | * | * | 2 | 0 |
| 06:00 | 3 | 1 | * | * | * | * | * | * | * | * | * | * | * | * | 3 | 1 |
| 07:00 | 3 | 2 | * | * | * | * | * | * | * | * | * | * | * | * | 3 | 2 |
| 08:00 | 3 | 6 | * | * | * | * | * | * | * | * | * | * | * | * | 3 | 6 |
| 09:00 | * | * | * | * | * | * | * | * | * | * | * | * | * | * | * | * |
| 10:00 | * | * | * | * | * | * | * | * | * | * | * | * | * | * | * | * |
| 11:00 | * | * | * | * | * | * | * | * | * | * | * | * | * | * | * | * |
| 12:00 PM | * | * | * | * | * | * | * | * | * | * | * | * | * | * | * | * |
| 01:00 | * | * | * | * | * | * | * | * | * | * | * | * | * | * | * | * |
| 02:00 | * | * | * | * | * | * | * | * | * | * | * | * | * | * | * | * |
| 03:00 | * | * | * | * | * | * | * | * | * | * | * | * | * | * | * | * |
| 04:00 | * | * | * | * | * | * | * | * | * | * | * | * | * | * | * | * |
| 05:00 | * | * | * | * | * | * | * | * | * | * | * | * | * | * | * | * |
| 06:00 | * | * | * | * | * | * | * | * | * | * | * | * | * | * | * | * |
| 07:00 | * | * | * | * | * | * | * | * | * | * | * | * | * | * | * | * |
| 08:00 | * | * | * | * | * | * | * | * | * | * | * | * | * | * | * | * |
| 09:00 | * | * | * | * | * | * | * | * | * | * | * | * | * | * | * | * |
| 10:00 | * | * | * | * | * | * | * | * | * | * | * | * | * | * | * | * |
| 11:00 | * | * | * | * | * | * | * | * | * | * | * | * | * | * | * | * |
| Lane Day | 13 | 10 | 0 | 0 | 0 | 0 | 0 | 0 | 0 | 0 | 0 | 0 | 0 | 0 | 0 | 0 |
| AM Peak | 06:00 | 08:00 | - | - | - | - | - | - | - | - | - | - | - | - | - | - |
| Vol. | 3 | 6 | - | - | - | - | - | - | - | - | - | - | - | - | - | - |
| PM Peak | - | - | - | - | - | - | - | - | - | - | - | - | - | - | - | - |
| Vol. | - | - | - | - | - | - | - | - | - | - | - | - | - | - | - | - |

| | | | | | | | | |
|-------------|---------|----------|-----|-----|-----|-----|----|-----|
| Comb. Total | 95 | 92 | 114 | 114 | 147 | 109 | 94 | 135 |
| ADT | ADT 113 | AADT 113 | | | | | | |



City of San Clemente
Engineering Division
 910 Calle Negocio, ste 100
 San Clemente, CA 92780

Project: Ave De La Cuesta Traffic Calming
 Survey Location: Ave De La Cuesta
 between Patero de Oro and Empalme

Date Start: 01-Jun-15
 Date End: 08-Jun-15

Site Code: 219CUES

La Cuesta S. Patero De Oro P

| Start Time | 01-Jun-15 | | Tue | | Wed | | Thu | | Fri | | Sat | | Sun | | Week Average | |
|------------|-----------|-------|-------|-------|-------|-------|-------|-------|-------|-------|-------|-------|-------|-------|--------------|-------|
| | EB | WB | EB | WB | EB | WB | EB | WB | EB | WB | EB | WB | EB | WB | EB | WB |
| 12:00 AM | * | * | 3 | 1 | 1 | 1 | 0 | 0 | 1 | 2 | 1 | 2 | 0 | 0 | 1 | 1 |
| 01:00 | * | * | 0 | 0 | 0 | 1 | 0 | 0 | 1 | 0 | 0 | 1 | 0 | 0 | 0 | 0 |
| 02:00 | * | * | 0 | 0 | 0 | 1 | 0 | 0 | 0 | 1 | 0 | 0 | 2 | 2 | 0 | 1 |
| 03:00 | * | * | 1 | 0 | 1 | 0 | 0 | 0 | 0 | 0 | 0 | 0 | 0 | 0 | 0 | 0 |
| 04:00 | * | * | 1 | 0 | 0 | 0 | 0 | 0 | 1 | 0 | 1 | 1 | 0 | 0 | 0 | 0 |
| 05:00 | * | * | 2 | 0 | 3 | 0 | 4 | 1 | 3 | 0 | 2 | 1 | 1 | 1 | 2 | 0 |
| 06:00 | * | * | 9 | 2 | 5 | 10 | 4 | 5 | 4 | 4 | 1 | 2 | 2 | 2 | 4 | 4 |
| 07:00 | * | * | 19 | 8 | 16 | 7 | 21 | 14 | 17 | 10 | 4 | 9 | 4 | 3 | 14 | 8 |
| 08:00 | * | * | 20 | 12 | 14 | 7 | 10 | 9 | 5 | 8 | 1 | 16 | 4 | 3 | 9 | 9 |
| 09:00 | * | * | 13 | 10 | 15 | 13 | 11 | 8 | 13 | 22 | 0 | 12 | 9 | 7 | 10 | 12 |
| 10:00 | * | * | 11 | 11 | 14 | 15 | 14 | 15 | 13 | 11 | 0 | 13 | 14 | 9 | 11 | 12 |
| 11:00 | * | * | 13 | 14 | 18 | 15 | 9 | 17 | 17 | 16 | 14 | 10 | 13 | 15 | 14 | 14 |
| 12:00 PM | 14 | 15 | 17 | 14 | 11 | 15 | 19 | 24 | 9 | 17 | 9 | 12 | 5 | 14 | 12 | 16 |
| 01:00 | 12 | 18 | 4 | 13 | 9 | 13 | 16 | 16 | 12 | 21 | 16 | 6 | 12 | 16 | 12 | 15 |
| 02:00 | 19 | 22 | 17 | 15 | 7 | 12 | 14 | 13 | 10 | 25 | 10 | 12 | 13 | 13 | 13 | 16 |
| 03:00 | 17 | 11 | 14 | 21 | 17 | 21 | 13 | 22 | 18 | 22 | 9 | 10 | 13 | 13 | 14 | 17 |
| 04:00 | 12 | 24 | 13 | 12 | 13 | 27 | 19 | 19 | 7 | 20 | 13 | 17 | 11 | 6 | 13 | 18 |
| 05:00 | 12 | 18 | 5 | 19 | 8 | 20 | 15 | 26 | 17 | 26 | 8 | 9 | 5 | 14 | 10 | 19 |
| 06:00 | 8 | 18 | 9 | 24 | 10 | 14 | 6 | 12 | 4 | 14 | 10 | 11 | 10 | 12 | 8 | 15 |
| 07:00 | 11 | 16 | 6 | 13 | 4 | 6 | 6 | 4 | 12 | 18 | 2 | 11 | 3 | 10 | 6 | 11 |
| 08:00 | 10 | 11 | 3 | 9 | 5 | 6 | 4 | 10 | 2 | 15 | 9 | 11 | 5 | 10 | 5 | 10 |
| 09:00 | 3 | 11 | 3 | 5 | 5 | 7 | 3 | 3 | 4 | 2 | 0 | 3 | 1 | 6 | 3 | 5 |
| 10:00 | 0 | 1 | 3 | 5 | 2 | 2 | 1 | 4 | 4 | 3 | 2 | 5 | 0 | 0 | 2 | 3 |
| 11:00 | 1 | 4 | 2 | 2 | 1 | 2 | 2 | 2 | 6 | 4 | 2 | 2 | 2 | 7 | 2 | 3 |
| Lane | 119 | 169 | 188 | 210 | 179 | 215 | 191 | 224 | 180 | 261 | 114 | 176 | 129 | 163 | 165 | 209 |
| Day | 288 | | 398 | | 394 | | 415 | | 441 | | 290 | | 292 | | 374 | |
| AM Peak | - | - | 08:00 | 11:00 | 11:00 | 10:00 | 07:00 | 11:00 | 07:00 | 09:00 | 11:00 | 08:00 | 10:00 | 11:00 | 07:00 | 11:00 |
| Vol. | - | - | 20 | 14 | 18 | 15 | 21 | 17 | 17 | 22 | 14 | 16 | 14 | 15 | 14 | 14 |
| PM Peak | 14:00 | 16:00 | 12:00 | 18:00 | 15:00 | 16:00 | 12:00 | 17:00 | 15:00 | 17:00 | 13:00 | 16:00 | 14:00 | 13:00 | 15:00 | 17:00 |
| Vol. | 19 | 24 | 17 | 24 | 17 | 27 | 19 | 26 | 18 | 26 | 16 | 17 | 13 | 16 | 14 | 19 |



City of San Clemente
Engineering Division
 910 Calle Negocio, ste 100
 San Clemente, CA 92780

Project: Ave De La Cuesta Traffic Calming
 Survey Location: Ave De La Cuesta
 between Patero de Oro and Empalme

Date Start: 01-Jun-15
 Date End: 08-Jun-15

Site Code: 219CUES

La Cuesta S. Patero De Oro P

| Start Time | 08-Jun-15 | | Tue | | Wed | | Thu | | Fri | | Sat | | Sun | | Week Average | |
|------------|-----------|-------|-----|----|-----|----|-----|----|-----|----|-----|----|-----|----|--------------|----|
| | EB | WB | EB | WB | EB | WB | EB | WB | EB | WB | EB | WB | EB | WB | EB | WB |
| 12:00 AM | 3 | 1 | * | * | * | * | * | * | * | * | * | * | * | * | 3 | 1 |
| 01:00 | 0 | 1 | * | * | * | * | * | * | * | * | * | * | * | * | 0 | 1 |
| 02:00 | 0 | 0 | * | * | * | * | * | * | * | * | * | * | * | * | 0 | 0 |
| 03:00 | 0 | 0 | * | * | * | * | * | * | * | * | * | * | * | * | 0 | 0 |
| 04:00 | 2 | 0 | * | * | * | * | * | * | * | * | * | * | * | * | 2 | 0 |
| 05:00 | 4 | 0 | * | * | * | * | * | * | * | * | * | * | * | * | 4 | 0 |
| 06:00 | 4 | 2 | * | * | * | * | * | * | * | * | * | * | * | * | 4 | 2 |
| 07:00 | 18 | 7 | * | * | * | * | * | * | * | * | * | * | * | * | 18 | 7 |
| 08:00 | 20 | 8 | * | * | * | * | * | * | * | * | * | * | * | * | 20 | 8 |
| 09:00 | * | * | * | * | * | * | * | * | * | * | * | * | * | * | * | * |
| 10:00 | * | * | * | * | * | * | * | * | * | * | * | * | * | * | * | * |
| 11:00 | * | * | * | * | * | * | * | * | * | * | * | * | * | * | * | * |
| 12:00 PM | * | * | * | * | * | * | * | * | * | * | * | * | * | * | * | * |
| 01:00 | * | * | * | * | * | * | * | * | * | * | * | * | * | * | * | * |
| 02:00 | * | * | * | * | * | * | * | * | * | * | * | * | * | * | * | * |
| 03:00 | * | * | * | * | * | * | * | * | * | * | * | * | * | * | * | * |
| 04:00 | * | * | * | * | * | * | * | * | * | * | * | * | * | * | * | * |
| 05:00 | * | * | * | * | * | * | * | * | * | * | * | * | * | * | * | * |
| 06:00 | * | * | * | * | * | * | * | * | * | * | * | * | * | * | * | * |
| 07:00 | * | * | * | * | * | * | * | * | * | * | * | * | * | * | * | * |
| 08:00 | * | * | * | * | * | * | * | * | * | * | * | * | * | * | * | * |
| 09:00 | * | * | * | * | * | * | * | * | * | * | * | * | * | * | * | * |
| 10:00 | * | * | * | * | * | * | * | * | * | * | * | * | * | * | * | * |
| 11:00 | * | * | * | * | * | * | * | * | * | * | * | * | * | * | * | * |
| Lane Day | 51 | 19 | 0 | 0 | 0 | 0 | 0 | 0 | 0 | 0 | 0 | 0 | 0 | 0 | 0 | 0 |
| AM Peak | 08:00 | 08:00 | - | - | - | - | - | - | - | - | - | - | - | - | - | - |
| Vol. | 20 | 8 | - | - | - | - | - | - | - | - | - | - | - | - | - | - |
| PM Peak | - | - | - | - | - | - | - | - | - | - | - | - | - | - | - | - |
| Vol. | - | - | - | - | - | - | - | - | - | - | - | - | - | - | - | - |

| | | | | | | | | |
|-------------|---------|----------|-----|-----|-----|-----|-----|-----|
| Comb. Total | 358 | 398 | 394 | 415 | 441 | 290 | 292 | 444 |
| ADT | ADT 380 | AADT 380 | | | | | | |

Transportation Studies, Inc.

2640 Walnut Avenue, Suite L
Tustin, CA. 92780

Location : AVENIDA LA ESPERANZA
Segment : E/O I-5 FREEWAY
Client : CITY SAN CLEMENT

Site: AN CLEMENTE
Date: 01/29/19

| Interval | WB | | | | EB | | | | Combined | | Day: | Tuesday |
|------------|-------|-------|-------|-----|-------|-------|-------|-----|----------|-------|-------|---------|
| | AM | | PM | | AM | | PM | | AM | PM | | |
| 12:00 | 1 | 1 | 29 | 69 | 0 | 0 | 15 | 94 | 1 | 1 | 44 | 163 |
| 12:15 | 0 | | 14 | | 0 | | 32 | | 0 | | 46 | |
| 12:30 | 0 | | 16 | | 0 | | 16 | | 0 | | 32 | |
| 12:45 | 0 | | 10 | | 0 | | 31 | | 0 | | 41 | |
| 01:00 | 0 | 1 | 25 | 71 | 2 | 6 | 23 | 113 | 2 | 7 | 48 | 184 |
| 01:15 | 0 | | 17 | | 2 | | 24 | | 2 | | 41 | |
| 01:30 | 0 | | 13 | | 1 | | 34 | | 1 | | 47 | |
| 01:45 | 1 | | 16 | | 1 | | 32 | | 2 | | 48 | |
| 02:00 | 0 | 1 | 13 | 100 | 0 | 1 | 16 | 144 | 0 | 2 | 29 | 244 |
| 02:15 | 1 | | 11 | | 1 | | 26 | | 2 | | 37 | |
| 02:30 | 0 | | 29 | | 0 | | 50 | | 0 | | 79 | |
| 02:45 | 0 | | 47 | | 0 | | 52 | | 0 | | 99 | |
| 03:00 | 0 | 2 | 33 | 110 | 0 | 1 | 42 | 143 | 0 | 3 | 75 | 253 |
| 03:15 | 0 | | 31 | | 0 | | 36 | | 0 | | 67 | |
| 03:30 | 0 | | 28 | | 0 | | 23 | | 0 | | 51 | |
| 03:45 | 2 | | 18 | | 1 | | 42 | | 3 | | 60 | |
| 04:00 | 0 | 2 | 18 | 69 | 0 | 10 | 27 | 128 | 0 | 12 | 45 | 197 |
| 04:15 | 0 | | 13 | | 4 | | 34 | | 4 | | 47 | |
| 04:30 | 1 | | 21 | | 1 | | 33 | | 2 | | 54 | |
| 04:45 | 1 | | 17 | | 5 | | 34 | | 6 | | 51 | |
| 05:00 | 3 | 13 | 22 | 63 | 1 | 5 | 34 | 127 | 4 | 18 | 56 | 190 |
| 05:15 | 2 | | 13 | | 2 | | 26 | | 4 | | 39 | |
| 05:30 | 3 | | 15 | | 0 | | 36 | | 3 | | 51 | |
| 05:45 | 5 | | 13 | | 2 | | 31 | | 7 | | 44 | |
| 06:00 | 7 | 42 | 12 | 43 | 1 | 4 | 22 | 101 | 8 | 46 | 34 | 144 |
| 06:15 | 11 | | 8 | | 1 | | 24 | | 12 | | 32 | |
| 06:30 | 8 | | 12 | | 0 | | 29 | | 8 | | 41 | |
| 06:45 | 16 | | 11 | | 2 | | 26 | | 18 | | 37 | |
| 07:00 | 22 | 177 | 16 | 37 | 9 | 107 | 14 | 72 | 31 | 284 | 30 | 109 |
| 07:15 | 33 | | 11 | | 18 | | 16 | | 51 | | 27 | |
| 07:30 | 74 | | 6 | | 52 | | 28 | | 126 | | 34 | |
| 07:45 | 48 | | 4 | | 28 | | 14 | | 76 | | 18 | |
| 08:00 | 22 | 78 | 6 | 19 | 19 | 70 | 4 | 40 | 41 | 148 | 10 | 59 |
| 08:15 | 12 | | 1 | | 22 | | 14 | | 34 | | 15 | |
| 08:30 | 20 | | 6 | | 12 | | 10 | | 32 | | 16 | |
| 08:45 | 24 | | 6 | | 17 | | 12 | | 41 | | 18 | |
| 09:00 | 23 | 91 | 24 | 40 | 20 | 72 | 14 | 32 | 43 | 163 | 38 | 72 |
| 09:15 | 30 | | 10 | | 11 | | 10 | | 41 | | 20 | |
| 09:30 | 20 | | 5 | | 21 | | 6 | | 41 | | 11 | |
| 09:45 | 18 | | 1 | | 20 | | 2 | | 38 | | 3 | |
| 10:00 | 11 | 58 | 1 | 3 | 15 | 65 | 6 | 13 | 26 | 123 | 7 | 16 |
| 10:15 | 19 | | 1 | | 14 | | 1 | | 33 | | 2 | |
| 10:30 | 14 | | 0 | | 16 | | 4 | | 30 | | 4 | |
| 10:45 | 14 | | 1 | | 20 | | 2 | | 34 | | 3 | |
| 11:00 | 18 | 62 | 2 | 3 | 22 | 86 | 2 | 5 | 40 | 148 | 4 | 8 |
| 11:15 | 18 | | 1 | | 14 | | 0 | | 32 | | 1 | |
| 11:30 | 11 | | 0 | | 30 | | 1 | | 41 | | 1 | |
| 11:45 | 15 | | 0 | | 20 | | 2 | | 35 | | 2 | |
| Totals | 528 | | 627 | | 427 | | 1,012 | | 955 | | 1,639 | |
| Split% | 55.3 | | 38.3 | | 44.7 | | 61.7 | | | | | |
| Day Totals | | 1,155 | | | | 1,439 | | | | 2,594 | | |
| Day Splits | | 44.5 | | | | 55.5 | | | | | | |
| Peak Hour | 07:00 | | 02:30 | | 07:30 | | 02:30 | | 07:15 | | 02:30 | |
| Volume | 177 | | 140 | | 121 | | 180 | | 294 | | 320 | |
| Factor | 0.60 | | 0.74 | | 0.58 | | 0.87 | | 0.58 | | 0.81 | |

Transportation Studies, Inc.

2640 Walnut Avenue, Suite L
Tustin, CA. 92780

Location : AVENIDA LA ESPERANZA
Segment : S/O AVENIDA PALIZADA
Client : CITY SAN CLEMENT

Site: AN CLEMENTE
Date: 01/29/19

| Interval | NB | | | | SB | | | | Combined | | Day: | Tuesday |
|------------|-------|-------|-------|-----|-------|-------|-------|-----|----------|-------|-------|---------|
| | AM | | PM | | AM | | PM | | AM | PM | | |
| 12:00 | 0 | 0 | 22 | 80 | 3 | 5 | 21 | 104 | 3 | 5 | 43 | 184 |
| 12:15 | 0 | | 20 | | 1 | | 32 | | 1 | | 52 | |
| 12:30 | 0 | | 24 | | 1 | | 29 | | 1 | | 53 | |
| 12:45 | 0 | | 14 | | 0 | | 22 | | 0 | | 36 | |
| 01:00 | 0 | 3 | 19 | 69 | 1 | 3 | 29 | 103 | 1 | 6 | 48 | 172 |
| 01:15 | 0 | | 16 | | 0 | | 31 | | 0 | | 47 | |
| 01:30 | 0 | | 18 | | 1 | | 20 | | 1 | | 38 | |
| 01:45 | 3 | | 16 | | 1 | | 23 | | 4 | | 39 | |
| 02:00 | 0 | 0 | 17 | 120 | 0 | 1 | 48 | 188 | 0 | 1 | 65 | 308 |
| 02:15 | 0 | | 24 | | 1 | | 22 | | 1 | | 46 | |
| 02:30 | 0 | | 29 | | 0 | | 54 | | 0 | | 83 | |
| 02:45 | 0 | | 50 | | 0 | | 64 | | 0 | | 114 | |
| 03:00 | 1 | 3 | 24 | 100 | 0 | 0 | 50 | 153 | 1 | 3 | 74 | 253 |
| 03:15 | 0 | | 26 | | 0 | | 40 | | 0 | | 66 | |
| 03:30 | 0 | | 15 | | 0 | | 30 | | 0 | | 45 | |
| 03:45 | 2 | | 35 | | 0 | | 33 | | 2 | | 68 | |
| 04:00 | 1 | 6 | 26 | 78 | 1 | 9 | 31 | 125 | 2 | 15 | 57 | 203 |
| 04:15 | 1 | | 16 | | 1 | | 31 | | 2 | | 47 | |
| 04:30 | 3 | | 14 | | 3 | | 25 | | 6 | | 39 | |
| 04:45 | 1 | | 22 | | 4 | | 38 | | 5 | | 60 | |
| 05:00 | 5 | 13 | 25 | 65 | 0 | 6 | 45 | 137 | 5 | 19 | 70 | 202 |
| 05:15 | 2 | | 14 | | 0 | | 26 | | 2 | | 40 | |
| 05:30 | 2 | | 8 | | 2 | | 36 | | 4 | | 44 | |
| 05:45 | 4 | | 18 | | 4 | | 30 | | 8 | | 48 | |
| 06:00 | 4 | 49 | 10 | 47 | 5 | 15 | 32 | 99 | 9 | 64 | 42 | 146 |
| 06:15 | 11 | | 15 | | 3 | | 26 | | 14 | | 41 | |
| 06:30 | 18 | | 12 | | 3 | | 18 | | 21 | | 30 | |
| 06:45 | 16 | | 10 | | 4 | | 23 | | 20 | | 33 | |
| 07:00 | 30 | 229 | 8 | 33 | 6 | 108 | 30 | 88 | 36 | 337 | 38 | 121 |
| 07:15 | 52 | | 10 | | 18 | | 10 | | 70 | | 20 | |
| 07:30 | 95 | | 6 | | 48 | | 26 | | 143 | | 32 | |
| 07:45 | 52 | | 9 | | 36 | | 22 | | 88 | | 31 | |
| 08:00 | 28 | 86 | 9 | 21 | 24 | 102 | 13 | 56 | 52 | 188 | 22 | 77 |
| 08:15 | 16 | | 4 | | 28 | | 16 | | 44 | | 20 | |
| 08:30 | 19 | | 4 | | 24 | | 15 | | 43 | | 19 | |
| 08:45 | 23 | | 4 | | 26 | | 12 | | 49 | | 16 | |
| 09:00 | 45 | 122 | 4 | 12 | 15 | 59 | 10 | 30 | 60 | 181 | 14 | 42 |
| 09:15 | 26 | | 4 | | 16 | | 8 | | 42 | | 12 | |
| 09:30 | 32 | | 2 | | 10 | | 6 | | 42 | | 8 | |
| 09:45 | 19 | | 2 | | 18 | | 6 | | 37 | | 8 | |
| 10:00 | 19 | 85 | 6 | 9 | 27 | 79 | 4 | 25 | 46 | 164 | 10 | 34 |
| 10:15 | 26 | | 2 | | 16 | | 10 | | 42 | | 12 | |
| 10:30 | 24 | | 1 | | 18 | | 4 | | 42 | | 5 | |
| 10:45 | 16 | | 0 | | 18 | | 7 | | 34 | | 7 | |
| 11:00 | 24 | 61 | 1 | 3 | 21 | 89 | 2 | 4 | 45 | 150 | 3 | 7 |
| 11:15 | 8 | | 2 | | 16 | | 0 | | 24 | | 2 | |
| 11:30 | 11 | | 0 | | 20 | | 1 | | 31 | | 1 | |
| 11:45 | 18 | | 0 | | 32 | | 1 | | 50 | | 1 | |
| Totals | 657 | | 637 | | 476 | | 1,112 | | 1,133 | | 1,749 | |
| Split% | 58.0 | | 36.4 | | 42.0 | | 63.6 | | | | | |
| Day Totals | | 1,294 | | | | 1,588 | | | | 2,882 | | |
| Day Splits | | 44.9 | | | | 55.1 | | | | | | |
| Peak Hour | 07:00 | | 02:30 | | 07:30 | | 02:30 | | 07:15 | | 02:30 | |
| Volume | 229 | | 129 | | 136 | | 208 | | 353 | | 337 | |
| Factor | 0.60 | | 0.64 | | 0.71 | | 0.81 | | 0.62 | | 0.74 | |

Transportation Studies, Inc.

2640 Walnut Avenue, Suite L
Tustin, CA. 92780

Location : AVENIDA LA PATA
Segment : N/O CAMINO DEL RIO
Client : CITY SAN CLEMENT

Site: AN CLEMENTE
Date: 12/20/18

| Interval | SB | | | | NB | | | | Combined | | Day: | Thursday |
|------------|-------|-------|-------|-----|-------|-------|-------|-----|----------|--------|--------|----------|
| | AM | | PM | | AM | | PM | | AM | PM | | |
| 12:00 | 6 | 35 | 126 | 505 | 9 | 28 | 142 | 591 | 15 | 63 | 268 | 1.096 |
| 12:15 | 12 | | 120 | | 6 | | 156 | | 18 | | 276 | |
| 12:30 | 9 | | 123 | | 4 | | 141 | | 13 | | 264 | |
| 12:45 | 8 | | 136 | | 9 | | 152 | | 17 | | 288 | |
| 01:00 | 2 | 22 | 146 | 609 | 3 | 14 | 152 | 564 | 5 | 36 | 298 | 1.173 |
| 01:15 | 5 | | 188 | | 2 | | 138 | | 7 | | 326 | |
| 01:30 | 7 | | 152 | | 5 | | 128 | | 12 | | 280 | |
| 01:45 | 8 | | 123 | | 4 | | 146 | | 12 | | 269 | |
| 02:00 | 3 | 10 | 120 | 505 | 2 | 6 | 145 | 603 | 5 | 16 | 265 | 1.108 |
| 02:15 | 1 | | 133 | | 2 | | 146 | | 3 | | 279 | |
| 02:30 | 2 | | 126 | | 0 | | 152 | | 2 | | 278 | |
| 02:45 | 4 | | 126 | | 2 | | 160 | | 6 | | 286 | |
| 03:00 | 2 | 14 | 142 | 593 | 1 | 8 | 190 | 705 | 3 | 22 | 332 | 1.298 |
| 03:15 | 2 | | 142 | | 3 | | 155 | | 5 | | 297 | |
| 03:30 | 6 | | 170 | | 2 | | 196 | | 8 | | 366 | |
| 03:45 | 4 | | 139 | | 2 | | 164 | | 6 | | 303 | |
| 04:00 | 8 | 41 | 142 | 568 | 3 | 25 | 196 | 736 | 11 | 66 | 338 | 1.304 |
| 04:15 | 7 | | 122 | | 5 | | 192 | | 12 | | 314 | |
| 04:30 | 9 | | 142 | | 8 | | 192 | | 17 | | 334 | |
| 04:45 | 17 | | 162 | | 9 | | 156 | | 26 | | 318 | |
| 05:00 | 16 | 144 | 155 | 581 | 9 | 68 | 220 | 725 | 25 | 212 | 375 | 1.306 |
| 05:15 | 34 | | 140 | | 11 | | 194 | | 45 | | 334 | |
| 05:30 | 36 | | 138 | | 18 | | 164 | | 54 | | 302 | |
| 05:45 | 58 | | 148 | | 30 | | 147 | | 88 | | 295 | |
| 06:00 | 57 | 317 | 123 | 493 | 34 | 227 | 128 | 426 | 91 | 544 | 251 | 919 |
| 06:15 | 64 | | 132 | | 45 | | 114 | | 109 | | 246 | |
| 06:30 | 74 | | 124 | | 70 | | 102 | | 144 | | 226 | |
| 06:45 | 122 | | 114 | | 78 | | 82 | | 200 | | 196 | |
| 07:00 | 133 | 709 | 114 | 343 | 106 | 632 | 102 | 283 | 239 | 1,341 | 216 | 626 |
| 07:15 | 126 | | 90 | | 164 | | 70 | | 290 | | 160 | |
| 07:30 | 192 | | 76 | | 202 | | 52 | | 394 | | 128 | |
| 07:45 | 258 | | 63 | | 160 | | 59 | | 418 | | 122 | |
| 08:00 | 198 | 656 | 84 | 247 | 100 | 423 | 61 | 226 | 298 | 1,079 | 145 | 473 |
| 08:15 | 179 | | 55 | | 111 | | 57 | | 290 | | 112 | |
| 08:30 | 144 | | 49 | | 99 | | 62 | | 243 | | 111 | |
| 08:45 | 135 | | 59 | | 113 | | 46 | | 248 | | 105 | |
| 09:00 | 116 | 478 | 66 | 192 | 93 | 410 | 48 | 186 | 209 | 888 | 114 | 378 |
| 09:15 | 120 | | 47 | | 86 | | 43 | | 206 | | 90 | |
| 09:30 | 116 | | 37 | | 109 | | 53 | | 225 | | 90 | |
| 09:45 | 126 | | 42 | | 122 | | 42 | | 248 | | 84 | |
| 10:00 | 98 | 515 | 47 | 144 | 110 | 436 | 45 | 130 | 208 | 951 | 92 | 274 |
| 10:15 | 146 | | 39 | | 118 | | 37 | | 264 | | 76 | |
| 10:30 | 137 | | 28 | | 103 | | 28 | | 240 | | 56 | |
| 10:45 | 134 | | 30 | | 105 | | 20 | | 239 | | 50 | |
| 11:00 | 118 | 477 | 22 | 100 | 110 | 458 | 22 | 70 | 228 | 935 | 44 | 170 |
| 11:15 | 118 | | 29 | | 96 | | 14 | | 214 | | 43 | |
| 11:30 | 102 | | 21 | | 128 | | 20 | | 230 | | 41 | |
| 11:45 | 139 | | 28 | | 124 | | 14 | | 263 | | 42 | |
| Totals | 3,418 | | 4,880 | | 2,735 | | 5,245 | | 6,153 | | 10,125 | |
| Split% | 55.6 | | 48.2 | | 44.4 | | 51.8 | | | | | |
| Day Totals | | 8,298 | | | | 7,980 | | | | 16,278 | | |
| Day Splits | | 51.0 | | | | 49.0 | | | | | | |
| Peak Hour | 07:30 | | 12:45 | | 07:00 | | 04:30 | | 07:15 | | 04:30 | |
| Volume | 827 | | 622 | | 632 | | 762 | | 1,400 | | 1,361 | |
| Factor | 0.80 | | 0.83 | | 0.78 | | 0.87 | | 0.84 | | 0.91 | |

Transportation Studies, Inc.

2640 Walnut Avenue, Suite L
Tustin, CA. 92780

Location : AVENIDA LA PATA
Segment : N/O VISTA HERMOSA
Client : CITY SAN CLEMENT

Site: AN CLEMENTE
Date: 12/19/18

| Interval | NB | | | | SB | | | | Combined | | Day: | Wednesday |
|------------|-------|--------|--------|-------|-------|--------|-------|-------|----------|--------|--------|-----------|
| | AM | | PM | | AM | | PM | | AM | PM | | |
| 12:00 | 17 | 41 | 200 | 798 | 15 | 53 | 240 | 992 | 32 | 94 | 440 | 1.790 |
| 12:15 | 10 | | 178 | | 8 | | 226 | | 18 | | 404 | |
| 12:30 | 6 | | 210 | | 19 | | 258 | | 25 | | 468 | |
| 12:45 | 8 | | 210 | | 11 | | 268 | | 19 | | 478 | |
| 01:00 | 14 | 19 | 167 | 820 | 10 | 38 | 296 | 1,245 | 24 | 57 | 463 | 2.065 |
| 01:15 | 0 | | 175 | | 8 | | 328 | | 8 | | 503 | |
| 01:30 | 5 | | 250 | | 8 | | 340 | | 13 | | 590 | |
| 01:45 | 0 | | 228 | | 12 | | 281 | | 12 | | 509 | |
| 02:00 | 3 | 9 | 248 | 1,098 | 5 | 18 | 300 | 1,097 | 8 | 27 | 548 | 2.195 |
| 02:15 | 4 | | 259 | | 0 | | 267 | | 4 | | 526 | |
| 02:30 | 2 | | 285 | | 1 | | 256 | | 3 | | 541 | |
| 02:45 | 0 | | 306 | | 12 | | 274 | | 12 | | 580 | |
| 03:00 | 4 | 8 | 351 | 1,530 | 2 | 25 | 304 | 1,230 | 6 | 33 | 655 | 2.760 |
| 03:15 | 0 | | 422 | | 5 | | 312 | | 5 | | 734 | |
| 03:30 | 2 | | 415 | | 4 | | 348 | | 6 | | 763 | |
| 03:45 | 2 | | 342 | | 14 | | 266 | | 16 | | 608 | |
| 04:00 | 4 | 29 | 397 | 1,541 | 15 | 101 | 310 | 1,165 | 19 | 130 | 707 | 2.706 |
| 04:15 | 5 | | 351 | | 16 | | 286 | | 21 | | 637 | |
| 04:30 | 9 | | 403 | | 32 | | 276 | | 41 | | 679 | |
| 04:45 | 11 | | 390 | | 38 | | 293 | | 49 | | 683 | |
| 05:00 | 10 | 75 | 476 | 1,610 | 52 | 335 | 278 | 1,357 | 62 | 410 | 754 | 2,967 |
| 05:15 | 20 | | 412 | | 72 | | 444 | | 92 | | 856 | |
| 05:30 | 14 | | 380 | | 80 | | 318 | | 94 | | 698 | |
| 05:45 | 31 | | 342 | | 131 | | 317 | | 162 | | 659 | |
| 06:00 | 58 | 304 | 326 | 1,087 | 112 | 686 | 212 | 918 | 170 | 990 | 538 | 2,005 |
| 06:15 | 52 | | 288 | | 136 | | 232 | | 188 | | 520 | |
| 06:30 | 94 | | 249 | | 154 | | 244 | | 248 | | 493 | |
| 06:45 | 100 | | 224 | | 284 | | 230 | | 384 | | 454 | |
| 07:00 | 139 | 840 | 196 | 776 | 295 | 1,825 | 192 | 723 | 434 | 2,665 | 388 | 1,499 |
| 07:15 | 210 | | 202 | | 468 | | 200 | | 678 | | 402 | |
| 07:30 | 257 | | 200 | | 512 | | 198 | | 769 | | 398 | |
| 07:45 | 234 | | 178 | | 550 | | 133 | | 784 | | 311 | |
| 08:00 | 278 | 847 | 171 | 550 | 535 | 1,747 | 92 | 391 | 813 | 2,594 | 263 | 941 |
| 08:15 | 218 | | 132 | | 480 | | 107 | | 698 | | 239 | |
| 08:30 | 191 | | 119 | | 396 | | 96 | | 587 | | 215 | |
| 08:45 | 160 | | 128 | | 336 | | 96 | | 496 | | 224 | |
| 09:00 | 186 | 677 | 114 | 296 | 285 | 1,081 | 78 | 250 | 471 | 1,758 | 192 | 546 |
| 09:15 | 152 | | 62 | | 294 | | 76 | | 446 | | 138 | |
| 09:30 | 162 | | 73 | | 242 | | 42 | | 404 | | 115 | |
| 09:45 | 177 | | 47 | | 260 | | 54 | | 437 | | 101 | |
| 10:00 | 169 | 636 | 59 | 214 | 292 | 1,116 | 50 | 193 | 461 | 1,752 | 109 | 407 |
| 10:15 | 146 | | 54 | | 306 | | 61 | | 452 | | 115 | |
| 10:30 | 143 | | 48 | | 266 | | 40 | | 409 | | 88 | |
| 10:45 | 178 | | 53 | | 252 | | 42 | | 430 | | 95 | |
| 11:00 | 204 | 776 | 51 | 110 | 256 | 1,058 | 42 | 116 | 460 | 1,834 | 93 | 226 |
| 11:15 | 175 | | 19 | | 268 | | 36 | | 443 | | 55 | |
| 11:30 | 183 | | 28 | | 258 | | 20 | | 441 | | 48 | |
| 11:45 | 214 | | 12 | | 276 | | 18 | | 490 | | 30 | |
| Totals | 4,261 | | 10,430 | | 8,083 | | 9,677 | | 12,344 | | 20,107 | |
| Split% | 34.5 | | 51.9 | | 65.5 | | 48.1 | | | | | |
| Day Totals | | 14,691 | | | | 17,760 | | | | 32,451 | | |
| Day Splits | | 45.3 | | | | 54.7 | | | | | | |
| Peak Hour | 07:30 | | 04:30 | | 07:30 | | 05:00 | | 07:30 | | 04:45 | |
| Volume | 987 | | 1,681 | | 2,077 | | 1,357 | | 3,064 | | 2,991 | |
| Factor | 0.89 | | 0.88 | | 0.94 | | 0.76 | | 0.94 | | 0.87 | |

Transportation Studies, Inc.

2640 Walnut Avenue, Suite L
Tustin, CA. 92780

Location : AVENIDA LA PATA
Segment : N/O AVENIDA PICO
Client : CITY SAN CLEMENT

Site: AN CLEMENTE
Date: 12/20/18

| Interval | NB | | | | SB | | | | Combined | | Day: | Thursday |
|------------|-------|-------|-------|-----|-------|-------|-------|-----|----------|--------|--------|----------|
| | AM | | PM | | AM | | PM | | AM | PM | | |
| 12:00 | 7 | 21 | 163 | 683 | 5 | 18 | 148 | 659 | 12 | 39 | 311 | 1,342 |
| 12:15 | 4 | | 176 | | 7 | | 162 | | 11 | | 338 | |
| 12:30 | 6 | | 180 | | 3 | | 175 | | 9 | | 355 | |
| 12:45 | 4 | | 164 | | 3 | | 174 | | 7 | | 338 | |
| 01:00 | 4 | 9 | 166 | 662 | 5 | 14 | 170 | 629 | 9 | 23 | 336 | 1,291 |
| 01:15 | 2 | | 135 | | 2 | | 152 | | 4 | | 287 | |
| 01:30 | 2 | | 215 | | 2 | | 158 | | 4 | | 373 | |
| 01:45 | 1 | | 146 | | 5 | | 149 | | 6 | | 295 | |
| 02:00 | 4 | 12 | 192 | 721 | 1 | 6 | 157 | 611 | 5 | 18 | 349 | 1,332 |
| 02:15 | 4 | | 177 | | 0 | | 183 | | 4 | | 360 | |
| 02:30 | 2 | | 194 | | 3 | | 137 | | 5 | | 331 | |
| 02:45 | 2 | | 158 | | 2 | | 134 | | 4 | | 292 | |
| 03:00 | 1 | 6 | 179 | 721 | 2 | 19 | 172 | 624 | 3 | 25 | 351 | 1,345 |
| 03:15 | 4 | | 190 | | 3 | | 136 | | 7 | | 326 | |
| 03:30 | 1 | | 190 | | 8 | | 164 | | 9 | | 354 | |
| 03:45 | 0 | | 162 | | 6 | | 152 | | 6 | | 314 | |
| 04:00 | 0 | 17 | 258 | 866 | 8 | 63 | 136 | 544 | 8 | 80 | 394 | 1,410 |
| 04:15 | 1 | | 196 | | 11 | | 138 | | 12 | | 334 | |
| 04:30 | 10 | | 216 | | 18 | | 142 | | 28 | | 358 | |
| 04:45 | 6 | | 196 | | 26 | | 128 | | 32 | | 324 | |
| 05:00 | 9 | 52 | 258 | 869 | 28 | 163 | 137 | 495 | 37 | 215 | 395 | 1,364 |
| 05:15 | 15 | | 240 | | 38 | | 140 | | 53 | | 380 | |
| 05:30 | 16 | | 219 | | 41 | | 110 | | 57 | | 329 | |
| 05:45 | 12 | | 152 | | 56 | | 108 | | 68 | | 260 | |
| 06:00 | 32 | 170 | 156 | 487 | 61 | 293 | 101 | 418 | 93 | 463 | 257 | 905 |
| 06:15 | 42 | | 116 | | 46 | | 108 | | 88 | | 224 | |
| 06:30 | 42 | | 116 | | 70 | | 106 | | 112 | | 222 | |
| 06:45 | 54 | | 99 | | 116 | | 103 | | 170 | | 202 | |
| 07:00 | 50 | 351 | 100 | 352 | 121 | 815 | 86 | 277 | 171 | 1,166 | 186 | 629 |
| 07:15 | 77 | | 96 | | 182 | | 66 | | 259 | | 162 | |
| 07:30 | 108 | | 90 | | 246 | | 65 | | 354 | | 155 | |
| 07:45 | 116 | | 66 | | 266 | | 60 | | 382 | | 126 | |
| 08:00 | 114 | 399 | 72 | 257 | 233 | 789 | 52 | 188 | 347 | 1,188 | 124 | 445 |
| 08:15 | 122 | | 76 | | 206 | | 50 | | 328 | | 126 | |
| 08:30 | 86 | | 58 | | 200 | | 48 | | 286 | | 106 | |
| 08:45 | 77 | | 51 | | 150 | | 38 | | 227 | | 89 | |
| 09:00 | 104 | 461 | 58 | 160 | 154 | 541 | 43 | 138 | 258 | 1,002 | 101 | 298 |
| 09:15 | 111 | | 38 | | 118 | | 34 | | 229 | | 72 | |
| 09:30 | 126 | | 28 | | 129 | | 29 | | 255 | | 57 | |
| 09:45 | 120 | | 36 | | 140 | | 32 | | 260 | | 68 | |
| 10:00 | 117 | 501 | 32 | 116 | 130 | 512 | 25 | 83 | 247 | 1,013 | 57 | 199 |
| 10:15 | 107 | | 26 | | 128 | | 22 | | 235 | | 48 | |
| 10:30 | 130 | | 34 | | 132 | | 20 | | 262 | | 54 | |
| 10:45 | 147 | | 24 | | 122 | | 16 | | 269 | | 40 | |
| 11:00 | 140 | 614 | 13 | 52 | 162 | 553 | 13 | 49 | 302 | 1,167 | 26 | 101 |
| 11:15 | 137 | | 18 | | 127 | | 16 | | 264 | | 34 | |
| 11:30 | 158 | | 9 | | 124 | | 9 | | 282 | | 18 | |
| 11:45 | 179 | | 12 | | 140 | | 11 | | 319 | | 23 | |
| Totals | 2,613 | | 5,946 | | 3,786 | | 4,715 | | 6,399 | | 10,661 | |
| Split% | 40.8 | | 55.8 | | 59.2 | | 44.2 | | | | | |
| Day Totals | | 8,559 | | | | 8,501 | | | | 17,060 | | |
| Day Splits | | 50.2 | | | | 49.8 | | | | | | |
| Peak Hour | 11:00 | | 04:45 | | 07:30 | | 12:15 | | 07:30 | | 04:30 | |
| Volume | 614 | | 913 | | 951 | | 681 | | 1,411 | | 1,457 | |
| Factor | 0.86 | | 0.88 | | 0.89 | | 0.97 | | 0.92 | | 0.92 | |

Transportation Studies, Inc.

2640 Walnut Avenue, Suite L
Tustin, CA. 92780

Location : AVENIDA LA PATA
Segment : S/O CALLE AMANECER
Client : CITY SAN CLEMENT

Site: AN CLEMENTE
Date: 12/20/18

| Interval | NB | | | | SB | | | | Combined | | Day: | Thursday |
|------------|-------|-------|-------|-------|-------|-------|-------|-----|----------|--------|-------|----------|
| | AM | PM | AM | PM | AM | PM | AM | PM | | | | |
| 12:00 | 13 | 22 | 272 | 845 | 9 | 15 | 121 | 533 | 22 | 37 | 393 | 1.378 |
| 12:15 | 5 | | 178 | | 2 | | 132 | | 7 | | 310 | |
| 12:30 | 4 | | 211 | | 2 | | 126 | | 6 | | 337 | |
| 12:45 | 0 | | 184 | | 2 | | 154 | | 2 | | 338 | |
| 01:00 | 2 | 6 | 212 | 706 | 1 | 4 | 118 | 500 | 3 | 10 | 330 | 1.206 |
| 01:15 | 0 | | 174 | | 2 | | 140 | | 2 | | 314 | |
| 01:30 | 2 | | 160 | | 0 | | 112 | | 2 | | 272 | |
| 01:45 | 2 | | 160 | | 1 | | 130 | | 3 | | 290 | |
| 02:00 | 2 | 6 | 206 | 837 | 4 | 7 | 122 | 442 | 6 | 13 | 328 | 1.279 |
| 02:15 | 0 | | 185 | | 1 | | 122 | | 1 | | 307 | |
| 02:30 | 4 | | 254 | | 1 | | 90 | | 5 | | 344 | |
| 02:45 | 0 | | 192 | | 1 | | 108 | | 1 | | 300 | |
| 03:00 | 8 | 13 | 221 | 857 | 0 | 8 | 110 | 418 | 8 | 21 | 331 | 1.275 |
| 03:15 | 0 | | 196 | | 1 | | 100 | | 1 | | 296 | |
| 03:30 | 2 | | 238 | | 4 | | 92 | | 6 | | 330 | |
| 03:45 | 3 | | 202 | | 3 | | 116 | | 6 | | 318 | |
| 04:00 | 6 | 22 | 397 | 1,216 | 1 | 29 | 98 | 400 | 7 | 51 | 495 | 1.616 |
| 04:15 | 0 | | 266 | | 4 | | 96 | | 4 | | 362 | |
| 04:30 | 6 | | 302 | | 8 | | 110 | | 14 | | 412 | |
| 04:45 | 10 | | 251 | | 16 | | 96 | | 26 | | 347 | |
| 05:00 | 8 | 51 | 362 | 985 | 10 | 119 | 100 | 335 | 18 | 170 | 462 | 1,320 |
| 05:15 | 6 | | 285 | | 23 | | 85 | | 29 | | 370 | |
| 05:30 | 19 | | 210 | | 26 | | 70 | | 45 | | 280 | |
| 05:45 | 18 | | 128 | | 60 | | 80 | | 78 | | 208 | |
| 06:00 | 30 | 199 | 150 | 348 | 46 | 250 | 39 | 208 | 76 | 449 | 189 | 556 |
| 06:15 | 44 | | 84 | | 37 | | 41 | | 81 | | 125 | |
| 06:30 | 55 | | 54 | | 53 | | 60 | | 108 | | 114 | |
| 06:45 | 70 | | 60 | | 114 | | 68 | | 184 | | 128 | |
| 07:00 | 58 | 457 | 104 | 294 | 99 | 537 | 68 | 187 | 157 | 994 | 172 | 481 |
| 07:15 | 107 | | 75 | | 134 | | 43 | | 241 | | 118 | |
| 07:30 | 150 | | 65 | | 132 | | 28 | | 282 | | 93 | |
| 07:45 | 142 | | 50 | | 172 | | 48 | | 314 | | 98 | |
| 08:00 | 126 | 486 | 62 | 220 | 185 | 585 | 38 | 134 | 311 | 1,071 | 100 | 354 |
| 08:15 | 130 | | 56 | | 123 | | 19 | | 253 | | 75 | |
| 08:30 | 109 | | 48 | | 142 | | 41 | | 251 | | 89 | |
| 08:45 | 121 | | 54 | | 135 | | 36 | | 256 | | 90 | |
| 09:00 | 135 | 475 | 82 | 198 | 106 | 362 | 40 | 107 | 241 | 837 | 122 | 305 |
| 09:15 | 122 | | 34 | | 74 | | 19 | | 196 | | 53 | |
| 09:30 | 102 | | 34 | | 84 | | 18 | | 186 | | 52 | |
| 09:45 | 116 | | 48 | | 98 | | 30 | | 214 | | 78 | |
| 10:00 | 86 | 433 | 16 | 72 | 99 | 338 | 18 | 63 | 185 | 771 | 34 | 135 |
| 10:15 | 113 | | 8 | | 86 | | 14 | | 199 | | 22 | |
| 10:30 | 118 | | 26 | | 76 | | 12 | | 194 | | 38 | |
| 10:45 | 116 | | 22 | | 77 | | 19 | | 193 | | 41 | |
| 11:00 | 185 | 783 | 16 | 30 | 94 | 396 | 10 | 36 | 279 | 1,179 | 26 | 66 |
| 11:15 | 178 | | 4 | | 76 | | 15 | | 254 | | 19 | |
| 11:30 | 190 | | 0 | | 108 | | 3 | | 298 | | 3 | |
| 11:45 | 230 | | 10 | | 118 | | 8 | | 348 | | 18 | |
| Totals | 2,953 | | 6,608 | | 2,650 | | 3,363 | | 5,603 | | 9,971 | |
| Split% | 52.7 | | 66.3 | | 47.3 | | 33.7 | | | | | |
| Day Totals | | 9,561 | | | | 6,013 | | | | 15,574 | | |
| Day Splits | | 61.4 | | | | 38.6 | | | | | | |
| Peak Hour | 11:00 | | 04:00 | | 07:15 | | 12:30 | | 11:00 | | 04:00 | |
| Volume | 783 | | 1,216 | | 623 | | 538 | | 1,179 | | 1,616 | |
| Factor | 0.85 | | 0.77 | | 0.84 | | 0.87 | | 0.85 | | 0.82 | |

Transportation Studies, Inc.

2640 Walnut Avenue, Suite L
Tustin, CA. 92780

Location : AVENIDA LA PATA
Segment : S/O CALLE DEL CERRO
Client : CITY SAN CLEMENT

Site: AN CLEMENTE
Date: 12/20/18

| Interval | NB | | | | SB | | | | Combined | | | | Day: | Thursday |
|------------|-------|-------|-------|-----|-------|-------|-------|-----|----------|-------|-------|-----|------|----------|
| | AM | | PM | | AM | | PM | | AM | | PM | | | |
| 12:00 | 0 | 1 | 110 | 298 | 1 | 1 | 74 | 294 | 1 | 2 | 184 | 592 | | |
| 12:15 | 0 | | 62 | | 0 | | 70 | | 0 | | 132 | | | |
| 12:30 | 1 | | 66 | | 0 | | 74 | | 1 | | 140 | | | |
| 12:45 | 0 | | 60 | | 0 | | 76 | | 0 | | 136 | | | |
| 01:00 | 1 | 1 | 68 | 204 | 0 | 0 | 70 | 254 | 1 | 1 | 138 | 458 | | |
| 01:15 | 0 | | 54 | | 0 | | 72 | | 0 | | 126 | | | |
| 01:30 | 0 | | 41 | | 0 | | 51 | | 0 | | 92 | | | |
| 01:45 | 0 | | 41 | | 0 | | 61 | | 0 | | 102 | | | |
| 02:00 | 0 | 0 | 65 | 261 | 0 | 1 | 53 | 192 | 0 | 1 | 118 | 453 | | |
| 02:15 | 0 | | 50 | | 0 | | 58 | | 0 | | 108 | | | |
| 02:30 | 0 | | 92 | | 1 | | 44 | | 1 | | 136 | | | |
| 02:45 | 0 | | 54 | | 0 | | 37 | | 0 | | 91 | | | |
| 03:00 | 0 | 0 | 61 | 270 | 0 | 4 | 50 | 174 | 0 | 4 | 111 | 444 | | |
| 03:15 | 0 | | 55 | | 0 | | 38 | | 0 | | 93 | | | |
| 03:30 | 0 | | 78 | | 2 | | 40 | | 2 | | 118 | | | |
| 03:45 | 0 | | 76 | | 2 | | 46 | | 2 | | 122 | | | |
| 04:00 | 0 | 1 | 152 | 446 | 1 | 27 | 32 | 111 | 1 | 28 | 184 | 557 | | |
| 04:15 | 0 | | 82 | | 4 | | 26 | | 4 | | 108 | | | |
| 04:30 | 1 | | 116 | | 9 | | 26 | | 10 | | 142 | | | |
| 04:45 | 0 | | 96 | | 13 | | 27 | | 13 | | 123 | | | |
| 05:00 | 1 | 5 | 148 | 337 | 9 | 85 | 31 | 94 | 10 | 90 | 179 | 431 | | |
| 05:15 | 0 | | 89 | | 14 | | 21 | | 14 | | 110 | | | |
| 05:30 | 0 | | 62 | | 18 | | 22 | | 18 | | 84 | | | |
| 05:45 | 4 | | 38 | | 44 | | 20 | | 48 | | 58 | | | |
| 06:00 | 10 | 31 | 33 | 81 | 30 | 135 | 10 | 55 | 40 | 166 | 43 | 136 | | |
| 06:15 | 5 | | 22 | | 24 | | 11 | | 29 | | 33 | | | |
| 06:30 | 8 | | 8 | | 31 | | 7 | | 39 | | 15 | | | |
| 06:45 | 8 | | 18 | | 50 | | 27 | | 58 | | 45 | | | |
| 07:00 | 11 | 70 | 36 | 69 | 55 | 303 | 28 | 47 | 66 | 373 | 64 | 116 | | |
| 07:15 | 16 | | 14 | | 76 | | 8 | | 92 | | 22 | | | |
| 07:30 | 24 | | 12 | | 72 | | 5 | | 96 | | 17 | | | |
| 07:45 | 19 | | 7 | | 100 | | 6 | | 119 | | 13 | | | |
| 08:00 | 25 | 90 | 10 | 38 | 102 | 311 | 3 | 29 | 127 | 401 | 13 | 67 | | |
| 08:15 | 22 | | 5 | | 81 | | 0 | | 103 | | 5 | | | |
| 08:30 | 22 | | 8 | | 60 | | 7 | | 82 | | 15 | | | |
| 08:45 | 21 | | 15 | | 68 | | 19 | | 89 | | 34 | | | |
| 09:00 | 23 | 95 | 32 | 64 | 51 | 175 | 18 | 28 | 74 | 270 | 50 | 92 | | |
| 09:15 | 20 | | 11 | | 42 | | 3 | | 62 | | 14 | | | |
| 09:30 | 24 | | 11 | | 32 | | 5 | | 56 | | 16 | | | |
| 09:45 | 28 | | 10 | | 50 | | 2 | | 78 | | 12 | | | |
| 10:00 | 15 | 100 | 2 | 9 | 42 | 136 | 2 | 11 | 57 | 236 | 4 | 20 | | |
| 10:15 | 26 | | 0 | | 38 | | 1 | | 64 | | 1 | | | |
| 10:30 | 28 | | 6 | | 34 | | 3 | | 62 | | 9 | | | |
| 10:45 | 31 | | 1 | | 22 | | 5 | | 53 | | 6 | | | |
| 11:00 | 62 | 269 | 2 | 5 | 49 | 210 | 1 | 4 | 111 | 479 | 3 | 9 | | |
| 11:15 | 58 | | 1 | | 55 | | 0 | | 113 | | 1 | | | |
| 11:30 | 66 | | 0 | | 58 | | 0 | | 124 | | 0 | | | |
| 11:45 | 83 | | 2 | | 48 | | 3 | | 131 | | 5 | | | |
| Totals | 663 | | 2,082 | | 1,388 | | 1,293 | | 2,051 | | 3,375 | | | |
| Split% | 32.3 | | 61.7 | | 67.7 | | 38.3 | | | | | | | |
| Day Totals | | 2,745 | | | | 2,681 | | | | 5,426 | | | | |
| Day Splits | | 50.6 | | | | 49.4 | | | | | | | | |
| Peak Hour | 11:00 | | 04:30 | | 07:30 | | 12:00 | | 11:00 | | 12:00 | | | |
| Volume | 269 | | 449 | | 355 | | 294 | | 479 | | 592 | | | |
| Factor | 0.81 | | 0.76 | | 0.87 | | 0.97 | | 0.91 | | 0.80 | | | |

Transportation Studies, Inc.

2640 Walnut Avenue, Suite L
Tustin, CA. 92780

Location : AVENIDA LA PATA
Segment : S/O AVENIDA PICO
Client : CITY SAN CLEMENT

Site: AN CLEMENTE
Date: 12/20/18

| Interval | NB | | | | SB | | | | Combined | | Day: | Thursday |
|------------|-------|-------|-------|-------|-------|-------|-------|-----|----------|--------|--------|----------|
| | AM | | PM | | AM | | PM | | AM | PM | | |
| 12:00 | 8 | 29 | 288 | 884 | 6 | 16 | 112 | 576 | 14 | 45 | 400 | 1.460 |
| 12:15 | 10 | | 176 | | 3 | | 144 | | 13 | | 320 | |
| 12:30 | 3 | | 222 | | 3 | | 148 | | 6 | | 370 | |
| 12:45 | 8 | | 198 | | 4 | | 172 | | 12 | | 370 | |
| 01:00 | 3 | 13 | 224 | 652 | 3 | 11 | 142 | 558 | 6 | 24 | 366 | 1.210 |
| 01:15 | 6 | | 144 | | 4 | | 148 | | 10 | | 292 | |
| 01:30 | 1 | | 148 | | 2 | | 120 | | 3 | | 268 | |
| 01:45 | 3 | | 136 | | 2 | | 148 | | 5 | | 284 | |
| 02:00 | 2 | 8 | 151 | 717 | 2 | 6 | 134 | 498 | 4 | 14 | 285 | 1.215 |
| 02:15 | 2 | | 158 | | 0 | | 126 | | 2 | | 284 | |
| 02:30 | 2 | | 235 | | 3 | | 108 | | 5 | | 343 | |
| 02:45 | 2 | | 173 | | 1 | | 130 | | 3 | | 303 | |
| 03:00 | 8 | 13 | 172 | 705 | 2 | 20 | 129 | 472 | 10 | 33 | 301 | 1.177 |
| 03:15 | 1 | | 160 | | 2 | | 101 | | 3 | | 261 | |
| 03:30 | 1 | | 213 | | 10 | | 123 | | 11 | | 336 | |
| 03:45 | 3 | | 160 | | 6 | | 119 | | 9 | | 279 | |
| 04:00 | 4 | 19 | 341 | 1,099 | 12 | 75 | 110 | 474 | 16 | 94 | 451 | 1,573 |
| 04:15 | 2 | | 250 | | 11 | | 138 | | 13 | | 388 | |
| 04:30 | 5 | | 272 | | 22 | | 116 | | 27 | | 388 | |
| 04:45 | 8 | | 236 | | 30 | | 110 | | 38 | | 346 | |
| 05:00 | 10 | 87 | 368 | 1,020 | 45 | 237 | 124 | 427 | 55 | 324 | 492 | 1,447 |
| 05:15 | 10 | | 312 | | 54 | | 107 | | 64 | | 419 | |
| 05:30 | 27 | | 212 | | 50 | | 90 | | 77 | | 302 | |
| 05:45 | 40 | | 128 | | 88 | | 106 | | 128 | | 234 | |
| 06:00 | 44 | 233 | 131 | 377 | 76 | 362 | 79 | 348 | 120 | 595 | 210 | 725 |
| 06:15 | 48 | | 106 | | 58 | | 84 | | 106 | | 190 | |
| 06:30 | 73 | | 64 | | 74 | | 76 | | 147 | | 140 | |
| 06:45 | 68 | | 76 | | 154 | | 109 | | 222 | | 185 | |
| 07:00 | 58 | 352 | 82 | 319 | 128 | 732 | 63 | 240 | 186 | 1,084 | 145 | 559 |
| 07:15 | 80 | | 76 | | 164 | | 73 | | 244 | | 149 | |
| 07:30 | 108 | | 88 | | 174 | | 45 | | 282 | | 133 | |
| 07:45 | 106 | | 73 | | 266 | | 59 | | 372 | | 132 | |
| 08:00 | 108 | 421 | 50 | 245 | 230 | 806 | 47 | 172 | 338 | 1,227 | 97 | 417 |
| 08:15 | 97 | | 66 | | 204 | | 27 | | 301 | | 93 | |
| 08:30 | 104 | | 70 | | 184 | | 48 | | 288 | | 118 | |
| 08:45 | 112 | | 59 | | 188 | | 50 | | 300 | | 109 | |
| 09:00 | 102 | 488 | 80 | 194 | 162 | 574 | 36 | 125 | 264 | 1,062 | 116 | 319 |
| 09:15 | 106 | | 38 | | 158 | | 34 | | 264 | | 72 | |
| 09:30 | 128 | | 34 | | 122 | | 23 | | 250 | | 57 | |
| 09:45 | 152 | | 42 | | 132 | | 32 | | 284 | | 74 | |
| 10:00 | 100 | 471 | 26 | 109 | 122 | 446 | 19 | 80 | 222 | 917 | 45 | 189 |
| 10:15 | 92 | | 25 | | 110 | | 18 | | 202 | | 43 | |
| 10:30 | 161 | | 34 | | 100 | | 16 | | 261 | | 50 | |
| 10:45 | 118 | | 24 | | 114 | | 27 | | 232 | | 51 | |
| 11:00 | 184 | 742 | 22 | 45 | 115 | 499 | 11 | 39 | 299 | 1,241 | 33 | 84 |
| 11:15 | 144 | | 12 | | 118 | | 16 | | 262 | | 28 | |
| 11:30 | 210 | | 3 | | 133 | | 4 | | 343 | | 7 | |
| 11:45 | 204 | | 8 | | 133 | | 8 | | 337 | | 16 | |
| Totals | 2,876 | | 6,366 | | 3,784 | | 4,009 | | 6,660 | | 10,375 | |
| Split% | 43.2 | | 61.4 | | 56.8 | | 38.6 | | | | | |
| Day Totals | | 9,242 | | | | 7,793 | | | | 17,035 | | |
| Day Splits | | 54.3 | | | | 45.7 | | | | | | |
| Peak Hour | 11:00 | | 04:30 | | 07:45 | | 12:30 | | 07:45 | | 04:30 | |
| Volume | 742 | | 1,188 | | 884 | | 610 | | 1,299 | | 1,645 | |
| Factor | 0.88 | | 0.81 | | 0.83 | | 0.89 | | 0.87 | | 0.84 | |

Transportation Studies, Inc.

2640 Walnut Avenue, Suite L
Tustin, CA. 92780

Location : CAMINO LA PEDRIZA
Segment : E/O AVENIDA VISTA HERMOSA
Client : CITY SAN CLEMENT

Site: AN CLEMENTE
Date: 01/09/19

| Interval | WB | | | | EB | | | | Combined | | | | Day: | Wednesday |
|------------|-------|-------|-------|-----|-------|-------|-------|-----|----------|-------|-------|-----|------|-----------|
| | AM | | PM | | AM | | PM | | AM | | PM | | | |
| 12:00 | 3 | 4 | 70 | 215 | 6 | 15 | 62 | 252 | 9 | 19 | 132 | 467 | | |
| 12:15 | 1 | | 48 | | 2 | | 50 | | 3 | | 98 | | | |
| 12:30 | 0 | | 49 | | 6 | | 66 | | 6 | | 115 | | | |
| 12:45 | 0 | | 48 | | 1 | | 74 | | 1 | | 122 | | | |
| 01:00 | 0 | 3 | 44 | 219 | 2 | 8 | 58 | 234 | 2 | 11 | 102 | 453 | | |
| 01:15 | 1 | | 58 | | 2 | | 46 | | 3 | | 104 | | | |
| 01:30 | 1 | | 48 | | 3 | | 58 | | 4 | | 106 | | | |
| 01:45 | 1 | | 69 | | 1 | | 72 | | 2 | | 141 | | | |
| 02:00 | 0 | 0 | 76 | 321 | 0 | 2 | 66 | 291 | 0 | 2 | 142 | 612 | | |
| 02:15 | 0 | | 69 | | 0 | | 72 | | 0 | | 141 | | | |
| 02:30 | 0 | | 95 | | 1 | | 58 | | 1 | | 153 | | | |
| 02:45 | 0 | | 81 | | 1 | | 95 | | 1 | | 176 | | | |
| 03:00 | 1 | 9 | 84 | 275 | 0 | 1 | 134 | 384 | 1 | 10 | 218 | 659 | | |
| 03:15 | 2 | | 80 | | 0 | | 76 | | 2 | | 156 | | | |
| 03:30 | 3 | | 60 | | 0 | | 86 | | 3 | | 146 | | | |
| 03:45 | 3 | | 51 | | 1 | | 88 | | 4 | | 139 | | | |
| 04:00 | 5 | 25 | 64 | 232 | 2 | 7 | 87 | 338 | 7 | 32 | 151 | 570 | | |
| 04:15 | 6 | | 50 | | 1 | | 74 | | 7 | | 124 | | | |
| 04:30 | 8 | | 55 | | 2 | | 91 | | 10 | | 146 | | | |
| 04:45 | 6 | | 63 | | 2 | | 86 | | 8 | | 149 | | | |
| 05:00 | 14 | 58 | 74 | 240 | 2 | 11 | 93 | 353 | 16 | 69 | 167 | 593 | | |
| 05:15 | 10 | | 54 | | 1 | | 98 | | 11 | | 152 | | | |
| 05:30 | 16 | | 54 | | 4 | | 80 | | 20 | | 134 | | | |
| 05:45 | 18 | | 58 | | 4 | | 82 | | 22 | | 140 | | | |
| 06:00 | 24 | 165 | 48 | 200 | 8 | 41 | 108 | 326 | 32 | 206 | 156 | 526 | | |
| 06:15 | 31 | | 52 | | 8 | | 70 | | 39 | | 122 | | | |
| 06:30 | 50 | | 46 | | 11 | | 76 | | 61 | | 122 | | | |
| 06:45 | 60 | | 54 | | 14 | | 72 | | 74 | | 126 | | | |
| 07:00 | 97 | 503 | 40 | 120 | 30 | 175 | 77 | 239 | 127 | 678 | 117 | 359 | | |
| 07:15 | 106 | | 32 | | 29 | | 58 | | 135 | | 90 | | | |
| 07:30 | 132 | | 24 | | 48 | | 56 | | 180 | | 80 | | | |
| 07:45 | 168 | | 24 | | 68 | | 48 | | 236 | | 72 | | | |
| 08:00 | 105 | 312 | 28 | 87 | 114 | 257 | 55 | 184 | 219 | 569 | 83 | 271 | | |
| 08:15 | 74 | | 36 | | 45 | | 51 | | 119 | | 87 | | | |
| 08:30 | 65 | | 13 | | 46 | | 44 | | 111 | | 57 | | | |
| 08:45 | 68 | | 10 | | 52 | | 34 | | 120 | | 44 | | | |
| 09:00 | 74 | 282 | 15 | 50 | 36 | 188 | 32 | 124 | 110 | 470 | 47 | 174 | | |
| 09:15 | 64 | | 14 | | 46 | | 32 | | 110 | | 46 | | | |
| 09:30 | 78 | | 10 | | 50 | | 28 | | 128 | | 38 | | | |
| 09:45 | 66 | | 11 | | 56 | | 32 | | 122 | | 43 | | | |
| 10:00 | 74 | 259 | 8 | 21 | 48 | 186 | 20 | 73 | 122 | 445 | 28 | 94 | | |
| 10:15 | 66 | | 3 | | 60 | | 18 | | 126 | | 21 | | | |
| 10:30 | 63 | | 6 | | 30 | | 21 | | 93 | | 27 | | | |
| 10:45 | 56 | | 4 | | 48 | | 14 | | 104 | | 18 | | | |
| 11:00 | 52 | 221 | 4 | 12 | 51 | 188 | 9 | 26 | 103 | 409 | 13 | 38 | | |
| 11:15 | 69 | | 4 | | 50 | | 6 | | 119 | | 10 | | | |
| 11:30 | 44 | | 2 | | 40 | | 6 | | 84 | | 8 | | | |
| 11:45 | 56 | | 2 | | 47 | | 5 | | 103 | | 7 | | | |
| Totals | 1,841 | | 1,992 | | 1,079 | | 2,824 | | 2,920 | | 4,816 | | | |
| Split% | 63.0 | | 41.4 | | 37.0 | | 58.6 | | | | | | | |
| Day Totals | | 3,833 | | | | 3,903 | | | | 7,736 | | | | |
| Day Splits | | 49.5 | | | | 50.5 | | | | | | | | |
| Peak Hour | 07:15 | | 02:30 | | 07:30 | | 02:45 | | 07:15 | | 02:30 | | | |
| Volume | 511 | | 340 | | 275 | | 391 | | 770 | | 703 | | | |
| Factor | 0.76 | | 0.89 | | 0.60 | | 0.73 | | 0.82 | | 0.81 | | | |

Transportation Studies, Inc.

2640 Walnut Avenue, Suite L
Tustin, CA. 92780

Location : CAMINO LA PEDRIZA
Segment : N/O AVENIDA PICO
Client : CITY SAN CLEMENT

Site: AN CLEMENTE
Date: 01/09/19

| Interval | NB | | | | SB | | | | Combined | | Day: | Wednesday |
|------------|-------|-------|-------|-----|-------|-------|-------|-----|----------|-------|-------|-----------|
| | AM | | PM | | AM | | PM | | AM | PM | | |
| 12:00 | 4 | 10 | 26 | 99 | 2 | 4 | 17 | 87 | 6 | 14 | 43 | 186 |
| 12:15 | 1 | | 20 | | 1 | | 25 | | 2 | | 45 | |
| 12:30 | 3 | | 25 | | 0 | | 22 | | 3 | | 47 | |
| 12:45 | 2 | | 28 | | 1 | | 23 | | 3 | | 51 | |
| 01:00 | 1 | 6 | 31 | 114 | 2 | 2 | 18 | 101 | 3 | 8 | 49 | 215 |
| 01:15 | 1 | | 32 | | 0 | | 25 | | 1 | | 57 | |
| 01:30 | 3 | | 24 | | 0 | | 30 | | 3 | | 54 | |
| 01:45 | 1 | | 27 | | 0 | | 28 | | 1 | | 55 | |
| 02:00 | 2 | 5 | 14 | 126 | 0 | 0 | 25 | 103 | 2 | 5 | 39 | 229 |
| 02:15 | 2 | | 39 | | 0 | | 26 | | 2 | | 65 | |
| 02:30 | 1 | | 24 | | 0 | | 30 | | 1 | | 54 | |
| 02:45 | 0 | | 49 | | 0 | | 22 | | 0 | | 71 | |
| 03:00 | 0 | 1 | 55 | 214 | 2 | 9 | 41 | 141 | 2 | 10 | 96 | 355 |
| 03:15 | 0 | | 46 | | 1 | | 44 | | 1 | | 90 | |
| 03:30 | 1 | | 71 | | 4 | | 24 | | 5 | | 95 | |
| 03:45 | 0 | | 42 | | 2 | | 32 | | 2 | | 74 | |
| 04:00 | 0 | 3 | 50 | 187 | 2 | 19 | 29 | 126 | 2 | 22 | 79 | 313 |
| 04:15 | 1 | | 40 | | 2 | | 27 | | 3 | | 67 | |
| 04:30 | 1 | | 50 | | 6 | | 33 | | 7 | | 83 | |
| 04:45 | 1 | | 47 | | 9 | | 37 | | 10 | | 84 | |
| 05:00 | 1 | 8 | 55 | 209 | 9 | 74 | 30 | 112 | 10 | 82 | 85 | 321 |
| 05:15 | 2 | | 51 | | 9 | | 24 | | 11 | | 75 | |
| 05:30 | 4 | | 61 | | 21 | | 32 | | 25 | | 93 | |
| 05:45 | 1 | | 42 | | 35 | | 26 | | 36 | | 68 | |
| 06:00 | 5 | 25 | 50 | 165 | 19 | 114 | 28 | 96 | 24 | 139 | 78 | 261 |
| 06:15 | 1 | | 45 | | 33 | | 29 | | 34 | | 74 | |
| 06:30 | 12 | | 40 | | 21 | | 18 | | 33 | | 58 | |
| 06:45 | 7 | | 30 | | 41 | | 21 | | 48 | | 51 | |
| 07:00 | 16 | 71 | 39 | 141 | 38 | 238 | 24 | 74 | 54 | 309 | 63 | 215 |
| 07:15 | 15 | | 36 | | 70 | | 23 | | 85 | | 59 | |
| 07:30 | 18 | | 36 | | 80 | | 13 | | 98 | | 49 | |
| 07:45 | 22 | | 30 | | 50 | | 14 | | 72 | | 44 | |
| 08:00 | 29 | 83 | 35 | 109 | 48 | 157 | 23 | 40 | 77 | 240 | 58 | 149 |
| 08:15 | 22 | | 32 | | 39 | | 8 | | 61 | | 40 | |
| 08:30 | 9 | | 24 | | 40 | | 5 | | 49 | | 29 | |
| 08:45 | 23 | | 18 | | 30 | | 4 | | 53 | | 22 | |
| 09:00 | 14 | 58 | 13 | 71 | 29 | 103 | 6 | 29 | 43 | 161 | 19 | 100 |
| 09:15 | 17 | | 26 | | 23 | | 10 | | 40 | | 36 | |
| 09:30 | 12 | | 17 | | 24 | | 7 | | 36 | | 24 | |
| 09:45 | 15 | | 15 | | 27 | | 6 | | 42 | | 21 | |
| 10:00 | 22 | 74 | 23 | 55 | 25 | 110 | 5 | 19 | 47 | 184 | 28 | 74 |
| 10:15 | 16 | | 13 | | 24 | | 6 | | 40 | | 19 | |
| 10:30 | 14 | | 9 | | 35 | | 7 | | 49 | | 16 | |
| 10:45 | 22 | | 10 | | 26 | | 1 | | 48 | | 11 | |
| 11:00 | 18 | 67 | 9 | 34 | 24 | 96 | 5 | 9 | 42 | 163 | 14 | 43 |
| 11:15 | 18 | | 13 | | 26 | | 4 | | 44 | | 17 | |
| 11:30 | 12 | | 10 | | 23 | | 0 | | 35 | | 10 | |
| 11:45 | 19 | | 2 | | 23 | | 0 | | 42 | | 2 | |
| Totals | 411 | | 1,524 | | 926 | | 937 | | 1,337 | | 2,461 | |
| Split% | 30.7 | | 61.9 | | 69.3 | | 38.1 | | | | | |
| Day Totals | | 1,935 | | | | 1,863 | | | | 3,798 | | |
| Day Splits | | 50.9 | | | | 49.1 | | | | | | |
| Peak Hour | 07:30 | | 02:45 | | 07:15 | | 03:00 | | 07:15 | | 03:00 | |
| Volume | 91 | | 221 | | 248 | | 141 | | 332 | | 355 | |
| Factor | 0.78 | | 0.78 | | 0.77 | | 0.80 | | 0.85 | | 0.92 | |

City of San Clemente Engineering Division

Project: Las Bolas & Florencia Intersection Impv.
Survey Location: 1608 CI Las Bolas

Las Bolas 1608_P
Date Start: 18-Jun-18
Date End: 28-Jun-18

| Start Time | 18-Jun-18 | | Tue | | Wed | | Thu | | Fri | | Weekday Average | | Sat | | Sun | |
|------------|-----------|-------|-------|-------|-------|-------|-------|-------|-------|-------|-----------------|-------|-------|-------|-------|-------|
| | WB | EB | WB | EB | WB | EB | WB | EB | WB | EB | WB | EB | WB | EB | WB | EB |
| 12:00 AM | * | * | 3 | 3 | 1 | 3 | 4 | 8 | 3 | 1 | 3 | 4 | 5 | 6 | 7 | 3 |
| 01:00 | * | * | 3 | 1 | 1 | 0 | 0 | 2 | 1 | 1 | 1 | 1 | 0 | 1 | 5 | 4 |
| 02:00 | * | * | 0 | 1 | 1 | 0 | 0 | 1 | 0 | 1 | 0 | 1 | 2 | 4 | 0 | 4 |
| 03:00 | * | * | 1 | 0 | 1 | 1 | 1 | 1 | 3 | 2 | 2 | 1 | 2 | 1 | 1 | 2 |
| 04:00 | * | * | 1 | 0 | 5 | 1 | 6 | 0 | 3 | 1 | 4 | 0 | 2 | 0 | 0 | 3 |
| 05:00 | * | * | 11 | 2 | 9 | 1 | 7 | 3 | 9 | 2 | 9 | 2 | 4 | 1 | 1 | 2 |
| 06:00 | * | * | 25 | 4 | 24 | 6 | 18 | 3 | 25 | 4 | 23 | 4 | 9 | 2 | 7 | 0 |
| 07:00 | * | * | 38 | 15 | 32 | 11 | 31 | 7 | 35 | 13 | 34 | 12 | 36 | 8 | 22 | 8 |
| 08:00 | * | * | 47 | 12 | 53 | 15 | 46 | 15 | 43 | 11 | 47 | 13 | 24 | 9 | 19 | 11 |
| 09:00 | * | * | 46 | 15 | 29 | 19 | 34 | 21 | 39 | 26 | 37 | 20 | 35 | 14 | 31 | 17 |
| 10:00 | * | * | 47 | 22 | 37 | 19 | 28 | 21 | 36 | 16 | 37 | 20 | 45 | 28 | 49 | 21 |
| 11:00 | * | * | 41 | 28 | 32 | 27 | 34 | 21 | 41 | 27 | 37 | 26 | 59 | 28 | 39 | 18 |
| 12:00 PM | * | * | 36 | 22 | 40 | 17 | 43 | 29 | 41 | 26 | 40 | 24 | 40 | 31 | 36 | 25 |
| 01:00 | * | * | 39 | 24 | 43 | 23 | 32 | 22 | 32 | 23 | 36 | 23 | 44 | 28 | 30 | 21 |
| 02:00 | * | * | 41 | 26 | 50 | 30 | 41 | 26 | 37 | 28 | 42 | 28 | 29 | 28 | 39 | 29 |
| 03:00 | * | * | 41 | 24 | 35 | 24 | 40 | 22 | 29 | 27 | 36 | 24 | 40 | 25 | 48 | 22 |
| 04:00 | 33 | 23 | 36 | 25 | 52 | 31 | 43 | 24 | 47 | 33 | 42 | 27 | 39 | 25 | 35 | 23 |
| 05:00 | 40 | 36 | 40 | 29 | 41 | 40 | 38 | 30 | 48 | 28 | 41 | 33 | 32 | 24 | 38 | 34 |
| 06:00 | 40 | 32 | 36 | 28 | 35 | 26 | 34 | 25 | 33 | 28 | 36 | 28 | 20 | 15 | 25 | 17 |
| 07:00 | 27 | 17 | 20 | 19 | 22 | 23 | 37 | 28 | 29 | 23 | 27 | 22 | 23 | 25 | 30 | 15 |
| 08:00 | 13 | 15 | 15 | 15 | 21 | 17 | 22 | 17 | 26 | 17 | 19 | 16 | 14 | 13 | 5 | 35 |
| 09:00 | 22 | 20 | 16 | 10 | 14 | 12 | 20 | 22 | 26 | 16 | 20 | 16 | 19 | 12 | 0 | 25 |
| 10:00 | 5 | 9 | 5 | 10 | 9 | 11 | 11 | 5 | 24 | 10 | 11 | 9 | 13 | 9 | 0 | 22 |
| 11:00 | 3 | 5 | 8 | 5 | 5 | 5 | 5 | 5 | 6 | 5 | 5 | 5 | 6 | 8 | 0 | 17 |
| Total | 183 | 157 | 596 | 340 | 592 | 362 | 575 | 358 | 616 | 369 | 589 | 359 | 542 | 345 | 467 | 378 |
| Day | 340 | | 936 | | 954 | | 933 | | 985 | | 948 | | 887 | | 845 | |
| AM Peak | - | - | 08:00 | 11:00 | 08:00 | 11:00 | 08:00 | 09:00 | 08:00 | 11:00 | 08:00 | 11:00 | 11:00 | 10:00 | 10:00 | 10:00 |
| Vol. | - | - | 47 | 28 | 53 | 27 | 46 | 21 | 43 | 27 | 47 | 26 | 59 | 28 | 49 | 21 |
| PM Peak | 17:00 | 17:00 | 14:00 | 17:00 | 16:00 | 17:00 | 12:00 | 17:00 | 17:00 | 16:00 | 14:00 | 17:00 | 13:00 | 12:00 | 15:00 | 20:00 |
| Vol. | 40 | 36 | 41 | 29 | 52 | 40 | 43 | 30 | 48 | 33 | 42 | 33 | 44 | 31 | 48 | 35 |

City of San Clemente
Engineering Division

Project: Las Bolas & Florencia Intersection Impv.
Survey Location: 1608 CI Las Bolas

Las Bolas 1608_P
Date Start: 18-Jun-18
Date End: 28-Jun-18

| Start Time | 25-Jun-18 | | Tue | | Wed | | Thu | | Fri | | Weekday Average | | Sat | | Sun | |
|------------|-----------|-------|-------|-------|-------|-------|-------|-------|-----|----|-----------------|-------|-----|----|-----|----|
| | WB | EB | WB | EB | WB | EB | WB | EB | WB | EB | WB | EB | WB | EB | WB | EB |
| 12:00 AM | 0 | 3 | 0 | 3 | 0 | 4 | 3 | 5 | * | * | 1 | 4 | * | * | * | * |
| 01:00 | 0 | 1 | 2 | 1 | 2 | 2 | 1 | 0 | * | * | 1 | 1 | * | * | * | * |
| 02:00 | 0 | 1 | 2 | 1 | 1 | 2 | 1 | 3 | * | * | 1 | 2 | * | * | * | * |
| 03:00 | 0 | 1 | 1 | 3 | 2 | 1 | 3 | 1 | * | * | 2 | 2 | * | * | * | * |
| 04:00 | 0 | 3 | 2 | 0 | 4 | 1 | 4 | 1 | * | * | 2 | 1 | * | * | * | * |
| 05:00 | 0 | 9 | 15 | 0 | 13 | 1 | 11 | 2 | * | * | 10 | 3 | * | * | * | * |
| 06:00 | 0 | 30 | 24 | 6 | 28 | 12 | 21 | 4 | * | * | 18 | 13 | * | * | * | * |
| 07:00 | 11 | 39 | 39 | 7 | 31 | 19 | 42 | 8 | * | * | 31 | 18 | * | * | * | * |
| 08:00 | 62 | 0 | 58 | 15 | 51 | 19 | 62 | 10 | * | * | 58 | 11 | * | * | * | * |
| 09:00 | 48 | 0 | 55 | 22 | 49 | 31 | 55 | 25 | * | * | 52 | 20 | * | * | * | * |
| 10:00 | 68 | 0 | 49 | 28 | 35 | 19 | 36 | 17 | * | * | 47 | 16 | * | * | * | * |
| 11:00 | 67 | 0 | 34 | 19 | 50 | 25 | 36 | 17 | * | * | 47 | 15 | * | * | * | * |
| 12:00 PM | 69 | 0 | 50 | 23 | 36 | 18 | 37 | 21 | * | * | 48 | 16 | * | * | * | * |
| 01:00 | 67 | 0 | 58 | 25 | 52 | 24 | 49 | 21 | * | * | 56 | 18 | * | * | * | * |
| 02:00 | 49 | 5 | 37 | 19 | 36 | 25 | * | * | * | * | 41 | 16 | * | * | * | * |
| 03:00 | 47 | 18 | 39 | 31 | 40 | 33 | * | * | * | * | 42 | 27 | * | * | * | * |
| 04:00 | 51 | 42 | 41 | 29 | 44 | 42 | * | * | * | * | 45 | 38 | * | * | * | * |
| 05:00 | 35 | 32 | 42 | 42 | 58 | 42 | * | * | * | * | 45 | 39 | * | * | * | * |
| 06:00 | 41 | 26 | 35 | 30 | 47 | 31 | * | * | * | * | 41 | 29 | * | * | * | * |
| 07:00 | 34 | 29 | 29 | 26 | 27 | 19 | * | * | * | * | 30 | 25 | * | * | * | * |
| 08:00 | 25 | 16 | 18 | 12 | 17 | 18 | * | * | * | * | 20 | 15 | * | * | * | * |
| 09:00 | 18 | 13 | 21 | 16 | 13 | 8 | * | * | * | * | 17 | 12 | * | * | * | * |
| 10:00 | 10 | 7 | 12 | 12 | 11 | 5 | * | * | * | * | 11 | 8 | * | * | * | * |
| 11:00 | 5 | 8 | 3 | 7 | 5 | 4 | * | * | * | * | 4 | 6 | * | * | * | * |
| Total Day | 707 | 283 | 666 | 377 | 652 | 405 | 361 | 135 | 0 | 0 | 670 | 355 | 0 | 0 | 0 | 0 |
| AM Peak | 10:00 | 07:00 | 08:00 | 10:00 | 08:00 | 09:00 | 08:00 | 09:00 | - | - | 08:00 | 09:00 | - | - | - | - |
| Vol. | 68 | 39 | 58 | 28 | 51 | 31 | 62 | 25 | - | - | 58 | 20 | - | - | - | - |
| PM Peak | 12:00 | 16:00 | 13:00 | 17:00 | 17:00 | 16:00 | 13:00 | 12:00 | - | - | 13:00 | 17:00 | - | - | - | - |
| Vol. | 69 | 42 | 58 | 42 | 58 | 42 | 49 | 21 | - | - | 56 | 39 | - | - | - | - |

| | | | | | | | | |
|-------------|---------|----------|------|------|-----|------|-----|-----|
| Comb. Total | 1330 | 1979 | 2011 | 1429 | 985 | 1973 | 887 | 845 |
| ADT | ADT 959 | AADT 959 | | | | | | |

Transportation Studies, Inc.

2640 Walnut Avenue, Suite L
Tustin, CA. 92780

Location : CAMINO DE LOS MARES
Segment : E/O CALLE AGUA
Client : CITY SAN CLEMENT

Site: AN CLEMENTE
Date: 01/24/19

| Interval | EB | | | | WB | | | | Combined | | Day: | Thursday |
|------------|-------|--------|--------|-------|-------|--------|--------|-------|----------|--------|--------|----------|
| | AM | | PM | | AM | | PM | | AM | PM | | |
| 12:00 | 17 | 61 | 262 | 998 | 12 | 32 | 400 | 1,529 | 29 | 93 | 662 | 2,527 |
| 12:15 | 14 | | 233 | | 8 | | 430 | | 22 | | 663 | |
| 12:30 | 18 | | 237 | | 6 | | 339 | | 24 | | 576 | |
| 12:45 | 12 | | 266 | | 6 | | 360 | | 18 | | 626 | |
| 01:00 | 6 | 18 | 252 | 1,082 | 7 | 12 | 363 | 1,353 | 13 | 30 | 615 | 2,435 |
| 01:15 | 4 | | 276 | | 1 | | 320 | | 5 | | 596 | |
| 01:30 | 4 | | 273 | | 2 | | 317 | | 6 | | 590 | |
| 01:45 | 4 | | 281 | | 2 | | 353 | | 6 | | 634 | |
| 02:00 | 2 | 15 | 269 | 1,079 | 3 | 9 | 326 | 1,482 | 5 | 24 | 595 | 2,561 |
| 02:15 | 4 | | 254 | | 2 | | 416 | | 6 | | 670 | |
| 02:30 | 6 | | 268 | | 1 | | 388 | | 7 | | 656 | |
| 02:45 | 3 | | 288 | | 3 | | 352 | | 6 | | 640 | |
| 03:00 | 0 | 13 | 353 | 1,330 | 3 | 28 | 373 | 1,633 | 3 | 41 | 726 | 2,963 |
| 03:15 | 3 | | 355 | | 6 | | 380 | | 9 | | 735 | |
| 03:30 | 4 | | 336 | | 8 | | 482 | | 12 | | 818 | |
| 03:45 | 6 | | 286 | | 11 | | 398 | | 17 | | 684 | |
| 04:00 | 4 | 24 | 291 | 1,150 | 14 | 96 | 358 | 1,480 | 18 | 120 | 649 | 2,630 |
| 04:15 | 6 | | 274 | | 14 | | 394 | | 20 | | 668 | |
| 04:30 | 10 | | 275 | | 24 | | 378 | | 34 | | 653 | |
| 04:45 | 4 | | 310 | | 44 | | 350 | | 48 | | 660 | |
| 05:00 | 10 | 71 | 317 | 1,385 | 26 | 245 | 392 | 1,536 | 36 | 316 | 709 | 2,921 |
| 05:15 | 14 | | 376 | | 60 | | 432 | | 74 | | 808 | |
| 05:30 | 21 | | 364 | | 80 | | 374 | | 101 | | 738 | |
| 05:45 | 26 | | 328 | | 79 | | 338 | | 105 | | 666 | |
| 06:00 | 30 | 275 | 326 | 1,150 | 146 | 696 | 270 | 1,038 | 176 | 971 | 596 | 2,188 |
| 06:15 | 44 | | 280 | | 154 | | 280 | | 198 | | 560 | |
| 06:30 | 84 | | 254 | | 160 | | 248 | | 244 | | 502 | |
| 06:45 | 117 | | 290 | | 236 | | 240 | | 353 | | 530 | |
| 07:00 | 138 | 812 | 273 | 843 | 256 | 1,551 | 187 | 632 | 394 | 2,363 | 460 | 1,475 |
| 07:15 | 198 | | 181 | | 342 | | 165 | | 540 | | 346 | |
| 07:30 | 226 | | 198 | | 466 | | 138 | | 692 | | 336 | |
| 07:45 | 250 | | 191 | | 487 | | 142 | | 737 | | 333 | |
| 08:00 | 200 | 863 | 123 | 490 | 348 | 1,496 | 110 | 394 | 548 | 2,359 | 233 | 884 |
| 08:15 | 224 | | 129 | | 382 | | 108 | | 606 | | 237 | |
| 08:30 | 206 | | 128 | | 388 | | 96 | | 594 | | 224 | |
| 08:45 | 233 | | 110 | | 378 | | 80 | | 611 | | 190 | |
| 09:00 | 204 | 795 | 120 | 350 | 346 | 1,408 | 72 | 228 | 550 | 2,203 | 192 | 578 |
| 09:15 | 202 | | 106 | | 388 | | 63 | | 590 | | 169 | |
| 09:30 | 183 | | 70 | | 294 | | 54 | | 477 | | 124 | |
| 09:45 | 206 | | 54 | | 380 | | 39 | | 586 | | 93 | |
| 10:00 | 204 | 822 | 72 | 199 | 320 | 1,363 | 38 | 111 | 524 | 2,185 | 110 | 310 |
| 10:15 | 206 | | 46 | | 322 | | 40 | | 528 | | 86 | |
| 10:30 | 208 | | 44 | | 349 | | 19 | | 557 | | 63 | |
| 10:45 | 204 | | 37 | | 372 | | 14 | | 576 | | 51 | |
| 11:00 | 207 | 893 | 35 | 97 | 320 | 1,378 | 18 | 62 | 527 | 2,271 | 53 | 159 |
| 11:15 | 214 | | 28 | | 320 | | 12 | | 534 | | 40 | |
| 11:30 | 220 | | 19 | | 394 | | 20 | | 614 | | 39 | |
| 11:45 | 252 | | 15 | | 344 | | 12 | | 596 | | 27 | |
| Totals | 4,662 | | 10,153 | | 8,314 | | 11,478 | | 12,976 | | 21,631 | |
| Split% | 35.9 | | 46.9 | | 64.1 | | 53.1 | | | | | |
| Day Totals | | 14,815 | | | | 19,792 | | | | 34,607 | | |
| Day Splits | | 42.8 | | | | 57.2 | | | | | | |
| Peak Hour | 07:30 | | 05:15 | | 07:30 | | 03:00 | | 07:30 | | 03:00 | |
| Volume | 900 | | 1,394 | | 1,683 | | 1,633 | | 2,583 | | 2,963 | |
| Factor | 0.90 | | 0.93 | | 0.86 | | 0.85 | | 0.88 | | 0.91 | |

Transportation Studies, Inc.

2640 Walnut Avenue, Suite L
Tustin, CA. 92780

Location : CAMINO DE LAS MARES
Segment : E/O CAMINO EL MOLINO
Client : CITY SAN CLEMENT

Site: AN CLEMENTE
Date: 01/24/19

| Interval | EB | | | | WB | | | | Combined | | | | Day: | Thursday | |
|------------|-------|--------|--------|-------|-------|--------|-------|-------|----------|--------|--------|-------|------|----------|--|
| | AM | | PM | | AM | | PM | | AM | | PM | | | | |
| 12:00 | 22 | 82 | 293 | 1.162 | 12 | 41 | 306 | 1.201 | 34 | 123 | 599 | 2.363 | | | |
| 12:15 | 21 | | 291 | | 9 | | 337 | | 30 | | 628 | | | | |
| 12:30 | 25 | | 271 | | 8 | | 275 | | 33 | | 546 | | | | |
| 12:45 | 14 | | 307 | | 12 | | 283 | | 26 | | 590 | | | | |
| 01:00 | 8 | 22 | 278 | 1.301 | 9 | 18 | 292 | 1.084 | 17 | 40 | 570 | 2.385 | | | |
| 01:15 | 5 | | 326 | | 5 | | 266 | | 10 | | 592 | | | | |
| 01:30 | 4 | | 335 | | 3 | | 258 | | 7 | | 593 | | | | |
| 01:45 | 5 | | 362 | | 1 | | 268 | | 6 | | 630 | | | | |
| 02:00 | 3 | 21 | 284 | 1.297 | 4 | 13 | 269 | 1.159 | 7 | 34 | 553 | 2.456 | | | |
| 02:15 | 6 | | 335 | | 1 | | 300 | | 7 | | 635 | | | | |
| 02:30 | 10 | | 324 | | 4 | | 304 | | 14 | | 628 | | | | |
| 02:45 | 2 | | 354 | | 4 | | 286 | | 6 | | 640 | | | | |
| 03:00 | 1 | 26 | 378 | 1.440 | 2 | 24 | 314 | 1.280 | 3 | 50 | 692 | 2.720 | | | |
| 03:15 | 4 | | 358 | | 6 | | 315 | | 10 | | 673 | | | | |
| 03:30 | 11 | | 388 | | 6 | | 334 | | 17 | | 722 | | | | |
| 03:45 | 10 | | 316 | | 10 | | 317 | | 20 | | 633 | | | | |
| 04:00 | 10 | 47 | 360 | 1.366 | 17 | 94 | 273 | 1.190 | 27 | 141 | 633 | 2.556 | | | |
| 04:15 | 8 | | 352 | | 14 | | 330 | | 22 | | 682 | | | | |
| 04:30 | 13 | | 318 | | 21 | | 316 | | 34 | | 634 | | | | |
| 04:45 | 16 | | 336 | | 42 | | 271 | | 58 | | 607 | | | | |
| 05:00 | 15 | 136 | 374 | 1.483 | 30 | 246 | 277 | 1.173 | 45 | 382 | 651 | 2.656 | | | |
| 05:15 | 35 | | 357 | | 46 | | 326 | | 81 | | 683 | | | | |
| 05:30 | 34 | | 412 | | 82 | | 307 | | 116 | | 719 | | | | |
| 05:45 | 52 | | 340 | | 88 | | 263 | | 140 | | 603 | | | | |
| 06:00 | 46 | 336 | 346 | 1.208 | 116 | 622 | 250 | 927 | 162 | 958 | 596 | 2.135 | | | |
| 06:15 | 60 | | 321 | | 146 | | 243 | | 206 | | 564 | | | | |
| 06:30 | 98 | | 278 | | 156 | | 220 | | 254 | | 498 | | | | |
| 06:45 | 132 | | 263 | | 204 | | 214 | | 336 | | 477 | | | | |
| 07:00 | 160 | 824 | 250 | 852 | 213 | 1.177 | 164 | 606 | 373 | 2.001 | 414 | 1.458 | | | |
| 07:15 | 183 | | 202 | | 314 | | 172 | | 497 | | 374 | | | | |
| 07:30 | 215 | | 198 | | 328 | | 152 | | 543 | | 350 | | | | |
| 07:45 | 266 | | 202 | | 322 | | 118 | | 588 | | 320 | | | | |
| 08:00 | 240 | 1.024 | 147 | 595 | 294 | 1.168 | 125 | 383 | 534 | 2.192 | 272 | 978 | | | |
| 08:15 | 260 | | 156 | | 284 | | 92 | | 544 | | 248 | | | | |
| 08:30 | 264 | | 158 | | 314 | | 94 | | 578 | | 252 | | | | |
| 08:45 | 260 | | 134 | | 276 | | 72 | | 536 | | 206 | | | | |
| 09:00 | 254 | 988 | 133 | 431 | 248 | 1.070 | 82 | 278 | 502 | 2.058 | 215 | 709 | | | |
| 09:15 | 256 | | 124 | | 289 | | 78 | | 545 | | 202 | | | | |
| 09:30 | 230 | | 102 | | 248 | | 62 | | 478 | | 164 | | | | |
| 09:45 | 248 | | 72 | | 285 | | 56 | | 533 | | 128 | | | | |
| 10:00 | 244 | 986 | 78 | 236 | 287 | 1.084 | 42 | 132 | 531 | 2.070 | 120 | 368 | | | |
| 10:15 | 266 | | 62 | | 258 | | 40 | | 524 | | 102 | | | | |
| 10:30 | 244 | | 54 | | 259 | | 27 | | 503 | | 81 | | | | |
| 10:45 | 232 | | 42 | | 280 | | 23 | | 512 | | 65 | | | | |
| 11:00 | 270 | 1.106 | 40 | 120 | 258 | 1.075 | 17 | 76 | 528 | 2.181 | 57 | 196 | | | |
| 11:15 | 242 | | 33 | | 260 | | 17 | | 502 | | 50 | | | | |
| 11:30 | 298 | | 25 | | 277 | | 22 | | 575 | | 47 | | | | |
| 11:45 | 296 | | 22 | | 280 | | 20 | | 576 | | 42 | | | | |
| Totals | 5,598 | | 11,491 | | 6,632 | | 9,489 | | 12,230 | | 20,980 | | | | |
| Split% | 45.8 | | 54.8 | | 54.2 | | 45.2 | | | | | | | | |
| Day Totals | | 17,089 | | | | 16,121 | | | | 33,210 | | | | | |
| Day Splits | | 51.5 | | | | 48.5 | | | | | | | | | |
| Peak Hour | 11:00 | | 05:00 | | 07:15 | | 03:00 | | 07:45 | | 02:45 | | | | |
| Volume | 1,106 | | 1,483 | | 1,258 | | 1,280 | | 2,244 | | 2,727 | | | | |
| Factor | 0.93 | | 0.90 | | 0.96 | | 0.96 | | 0.95 | | 0.94 | | | | |

Transportation Studies, Inc.

2640 Walnut Avenue, Suite L
Tustin, CA. 92780

Location : CAMINO DE LAS MARES
Segment : E/O I-5 FREEWAY
Client : CITY SAN CLEMENT

Site: AN CLEMENTE
Date: 12/19/18

| Interval | EB | | | | WB | | | | Combined | | | | Day: | Wednesday |
|------------|-------|--------|--------|-------|-------|--------|-------|-------|----------|--------|--------|-------|------|-----------|
| | AM | | PM | | AM | | PM | | AM | | PM | | | |
| 12:00 | 25 | 75 | 420 | 1.846 | 14 | 49 | 283 | 1.202 | 39 | 124 | 703 | 3.048 | | |
| 12:15 | 14 | | 452 | | 13 | | 331 | | 27 | | 783 | | | |
| 12:30 | 18 | | 491 | | 12 | | 262 | | 30 | | 753 | | | |
| 12:45 | 18 | | 483 | | 10 | | 326 | | 28 | | 809 | | | |
| 01:00 | 8 | 34 | 454 | 1.774 | 14 | 40 | 304 | 1.178 | 22 | 74 | 758 | 2.952 | | |
| 01:15 | 14 | | 456 | | 6 | | 275 | | 20 | | 731 | | | |
| 01:30 | 8 | | 440 | | 8 | | 313 | | 16 | | 753 | | | |
| 01:45 | 4 | | 424 | | 12 | | 286 | | 16 | | 710 | | | |
| 02:00 | 4 | 34 | 454 | 1.811 | 8 | 27 | 302 | 1.209 | 12 | 61 | 756 | 3.020 | | |
| 02:15 | 11 | | 454 | | 2 | | 299 | | 13 | | 753 | | | |
| 02:30 | 12 | | 469 | | 10 | | 310 | | 22 | | 779 | | | |
| 02:45 | 7 | | 434 | | 7 | | 298 | | 14 | | 732 | | | |
| 03:00 | 8 | 39 | 512 | 1.954 | 8 | 32 | 272 | 1.176 | 16 | 71 | 784 | 3.130 | | |
| 03:15 | 8 | | 462 | | 8 | | 284 | | 16 | | 746 | | | |
| 03:30 | 9 | | 466 | | 6 | | 312 | | 15 | | 778 | | | |
| 03:45 | 14 | | 514 | | 10 | | 308 | | 24 | | 822 | | | |
| 04:00 | 18 | 77 | 588 | 2.622 | 24 | 83 | 284 | 1.203 | 42 | 160 | 872 | 3.825 | | |
| 04:15 | 18 | | 678 | | 8 | | 322 | | 26 | | 1,000 | | | |
| 04:30 | 15 | | 648 | | 25 | | 302 | | 40 | | 950 | | | |
| 04:45 | 26 | | 708 | | 26 | | 295 | | 52 | | 1,003 | | | |
| 05:00 | 32 | 211 | 542 | 2.312 | 42 | 264 | 354 | 1.303 | 74 | 475 | 896 | 3.615 | | |
| 05:15 | 53 | | 682 | | 49 | | 321 | | 102 | | 1,003 | | | |
| 05:30 | 46 | | 590 | | 70 | | 328 | | 116 | | 918 | | | |
| 05:45 | 80 | | 498 | | 103 | | 300 | | 183 | | 798 | | | |
| 06:00 | 68 | 480 | 496 | 1.993 | 128 | 630 | 260 | 947 | 196 | 1,110 | 756 | 2.940 | | |
| 06:15 | 88 | | 474 | | 142 | | 259 | | 230 | | 733 | | | |
| 06:30 | 122 | | 492 | | 164 | | 222 | | 286 | | 714 | | | |
| 06:45 | 202 | | 531 | | 196 | | 206 | | 398 | | 737 | | | |
| 07:00 | 207 | 1,225 | 412 | 1.266 | 240 | 1,234 | 222 | 674 | 447 | 2,459 | 634 | 1,940 | | |
| 07:15 | 302 | | 348 | | 274 | | 155 | | 576 | | 503 | | | |
| 07:30 | 314 | | 272 | | 374 | | 149 | | 688 | | 421 | | | |
| 07:45 | 402 | | 234 | | 346 | | 148 | | 748 | | 382 | | | |
| 08:00 | 397 | 1,579 | 244 | 785 | 321 | 1,249 | 118 | 431 | 718 | 2,828 | 362 | 1,216 | | |
| 08:15 | 396 | | 216 | | 302 | | 121 | | 698 | | 337 | | | |
| 08:30 | 383 | | 180 | | 320 | | 100 | | 703 | | 280 | | | |
| 08:45 | 403 | | 145 | | 306 | | 92 | | 709 | | 237 | | | |
| 09:00 | 392 | 1,499 | 162 | 504 | 312 | 1,200 | 116 | 342 | 704 | 2,699 | 278 | 846 | | |
| 09:15 | 352 | | 148 | | 298 | | 88 | | 650 | | 236 | | | |
| 09:30 | 380 | | 95 | | 276 | | 74 | | 656 | | 169 | | | |
| 09:45 | 375 | | 99 | | 314 | | 64 | | 689 | | 163 | | | |
| 10:00 | 340 | 1,334 | 96 | 286 | 316 | 1,245 | 74 | 220 | 656 | 2,579 | 170 | 506 | | |
| 10:15 | 324 | | 74 | | 312 | | 60 | | 636 | | 134 | | | |
| 10:30 | 328 | | 66 | | 274 | | 42 | | 602 | | 108 | | | |
| 10:45 | 342 | | 50 | | 343 | | 44 | | 685 | | 94 | | | |
| 11:00 | 391 | 1,525 | 59 | 147 | 294 | 1,236 | 32 | 94 | 685 | 2,761 | 91 | 241 | | |
| 11:15 | 368 | | 38 | | 324 | | 26 | | 692 | | 64 | | | |
| 11:30 | 366 | | 18 | | 308 | | 23 | | 674 | | 41 | | | |
| 11:45 | 400 | | 32 | | 310 | | 13 | | 710 | | 45 | | | |
| Totals | 8,112 | | 17,300 | | 7,289 | | 9,979 | | 15,401 | | 27,279 | | | |
| Split% | 52.7 | | 63.4 | | 47.3 | | 36.6 | | | | | | | |
| Day Totals | | 25,412 | | | | 17,268 | | | | 42,680 | | | | |
| Day Splits | | 59.5 | | | | 40.5 | | | | | | | | |
| Peak Hour | 08:00 | | 04:00 | | 07:30 | | 05:00 | | 07:45 | | 04:30 | | | |
| Volume | 1,579 | | 2,622 | | 1,343 | | 1,303 | | 2,867 | | 3,852 | | | |
| Factor | 0.98 | | 0.93 | | 0.90 | | 0.92 | | 0.96 | | 0.96 | | | |

Transportation Studies, Inc.

2640 Walnut Avenue, Suite L
Tustin, CA. 92780

Location : CAMINO DE LOS MARES
Segment : E/O VIA DE LAS MARBELLA
Client : CITY SAN CLEMENT

Site: AN CLEMENTE
Date: 12/19/18

| Interval | EB | | | | WB | | | | Combined | | Day: | Wednesday |
|------------|-------|--------|-------|-------|-------|--------|-------|-----|----------|--------|--------|-----------|
| | AM | | PM | | AM | | PM | | AM | PM | | |
| 12:00 | 20 | 57 | 188 | 818 | 16 | 34 | 188 | 768 | 36 | 91 | 376 | 1.586 |
| 12:15 | 18 | | 204 | | 8 | | 202 | | 26 | | 406 | |
| 12:30 | 12 | | 208 | | 4 | | 168 | | 16 | | 376 | |
| 12:45 | 7 | | 218 | | 6 | | 210 | | 13 | | 428 | |
| 01:00 | 9 | 32 | 207 | 824 | 5 | 17 | 205 | 861 | 14 | 49 | 412 | 1.685 |
| 01:15 | 10 | | 198 | | 3 | | 210 | | 13 | | 408 | |
| 01:30 | 9 | | 202 | | 5 | | 226 | | 14 | | 428 | |
| 01:45 | 4 | | 217 | | 4 | | 220 | | 8 | | 437 | |
| 02:00 | 6 | 19 | 224 | 857 | 2 | 16 | 164 | 839 | 8 | 35 | 388 | 1.696 |
| 02:15 | 7 | | 198 | | 2 | | 240 | | 9 | | 438 | |
| 02:30 | 2 | | 210 | | 8 | | 223 | | 10 | | 433 | |
| 02:45 | 4 | | 225 | | 4 | | 212 | | 8 | | 437 | |
| 03:00 | 4 | 17 | 236 | 1.107 | 4 | 27 | 206 | 926 | 8 | 44 | 442 | 2.033 |
| 03:15 | 2 | | 312 | | 7 | | 228 | | 9 | | 540 | |
| 03:30 | 0 | | 290 | | 5 | | 250 | | 5 | | 540 | |
| 03:45 | 11 | | 269 | | 11 | | 242 | | 22 | | 511 | |
| 04:00 | 4 | 13 | 272 | 1.061 | 8 | 70 | 204 | 856 | 12 | 83 | 476 | 1.917 |
| 04:15 | 2 | | 246 | | 11 | | 206 | | 13 | | 452 | |
| 04:30 | 5 | | 277 | | 19 | | 222 | | 24 | | 499 | |
| 04:45 | 2 | | 266 | | 32 | | 224 | | 34 | | 490 | |
| 05:00 | 4 | 33 | 281 | 1.100 | 39 | 264 | 214 | 827 | 43 | 297 | 495 | 1.927 |
| 05:15 | 4 | | 280 | | 65 | | 225 | | 69 | | 505 | |
| 05:30 | 10 | | 283 | | 58 | | 206 | | 68 | | 489 | |
| 05:45 | 15 | | 256 | | 102 | | 182 | | 117 | | 438 | |
| 06:00 | 27 | 159 | 268 | 942 | 106 | 602 | 190 | 637 | 133 | 761 | 458 | 1.579 |
| 06:15 | 32 | | 232 | | 148 | | 146 | | 180 | | 378 | |
| 06:30 | 32 | | 237 | | 158 | | 143 | | 190 | | 380 | |
| 06:45 | 68 | | 205 | | 190 | | 158 | | 258 | | 363 | |
| 07:00 | 84 | 444 | 198 | 701 | 184 | 1.143 | 106 | 396 | 268 | 1.587 | 304 | 1.097 |
| 07:15 | 110 | | 194 | | 283 | | 112 | | 393 | | 306 | |
| 07:30 | 128 | | 169 | | 357 | | 96 | | 485 | | 265 | |
| 07:45 | 122 | | 140 | | 319 | | 82 | | 441 | | 222 | |
| 08:00 | 142 | 521 | 148 | 527 | 290 | 1.154 | 60 | 260 | 432 | 1.675 | 208 | 787 |
| 08:15 | 132 | | 134 | | 288 | | 78 | | 420 | | 212 | |
| 08:30 | 125 | | 115 | | 305 | | 62 | | 430 | | 177 | |
| 08:45 | 122 | | 130 | | 271 | | 60 | | 393 | | 190 | |
| 09:00 | 126 | 518 | 109 | 396 | 218 | 949 | 60 | 218 | 344 | 1.467 | 169 | 614 |
| 09:15 | 121 | | 100 | | 251 | | 56 | | 372 | | 156 | |
| 09:30 | 132 | | 102 | | 240 | | 62 | | 372 | | 164 | |
| 09:45 | 139 | | 85 | | 240 | | 40 | | 379 | | 125 | |
| 10:00 | 154 | 618 | 72 | 257 | 228 | 905 | 54 | 138 | 382 | 1.523 | 126 | 395 |
| 10:15 | 156 | | 75 | | 220 | | 24 | | 376 | | 99 | |
| 10:30 | 146 | | 60 | | 216 | | 32 | | 362 | | 92 | |
| 10:45 | 162 | | 50 | | 241 | | 28 | | 403 | | 78 | |
| 11:00 | 174 | 748 | 38 | 129 | 212 | 810 | 21 | 63 | 386 | 1.558 | 59 | 192 |
| 11:15 | 189 | | 40 | | 212 | | 18 | | 401 | | 58 | |
| 11:30 | 191 | | 29 | | 190 | | 16 | | 381 | | 45 | |
| 11:45 | 194 | | 22 | | 196 | | 8 | | 390 | | 30 | |
| Totals | 3,179 | | 8,719 | | 5,991 | | 6,789 | | 9,170 | | 15,508 | |
| Split% | 34.7 | | 56.2 | | 65.3 | | 43.8 | | | | | |
| Day Totals | | 11,898 | | | | 12,780 | | | | 24,678 | | |
| Day Splits | | 48.2 | | | | 51.8 | | | | | | |
| Peak Hour | 11:00 | | 03:15 | | 07:30 | | 03:00 | | 07:30 | | 03:15 | |
| Volume | 748 | | 1,143 | | 1,254 | | 926 | | 1,778 | | 2,067 | |
| Factor | 0.96 | | 0.92 | | 0.88 | | 0.93 | | 0.92 | | 0.96 | |

Transportation Studies, Inc.

2640 Walnut Avenue, Suite L
Tustin, CA. 92780

Location : CAMINO DE LOS MARES
Segment : E/O CALLE NUEVO
Client : CITY SAN CLEMENT

Site: AN CLEMENTE
Date: 12/19/18

| Interval | EB | | | | WB | | | | Combined | | Day: | Wednesday |
|------------|-------|-------|-------|-----|-------|-------|-------|-----|----------|--------|--------|-----------|
| | AM | | PM | | AM | | PM | | AM | PM | | |
| 12:00 | 12 | 37 | 161 | 620 | 6 | 25 | 120 | 532 | 18 | 62 | 281 | 1.152 |
| 12:15 | 13 | | 150 | | 10 | | 142 | | 23 | | 292 | |
| 12:30 | 7 | | 141 | | 5 | | 124 | | 12 | | 265 | |
| 12:45 | 5 | | 168 | | 4 | | 146 | | 9 | | 314 | |
| 01:00 | 5 | 18 | 155 | 603 | 5 | 15 | 160 | 638 | 10 | 33 | 315 | 1.241 |
| 01:15 | 7 | | 156 | | 3 | | 142 | | 10 | | 298 | |
| 01:30 | 3 | | 140 | | 4 | | 174 | | 7 | | 314 | |
| 01:45 | 3 | | 152 | | 3 | | 162 | | 6 | | 314 | |
| 02:00 | 6 | 10 | 174 | 646 | 3 | 12 | 139 | 611 | 9 | 22 | 313 | 1.257 |
| 02:15 | 1 | | 138 | | 0 | | 177 | | 1 | | 315 | |
| 02:30 | 1 | | 154 | | 5 | | 157 | | 6 | | 311 | |
| 02:45 | 2 | | 180 | | 4 | | 138 | | 6 | | 318 | |
| 03:00 | 3 | 11 | 178 | 867 | 4 | 19 | 138 | 671 | 7 | 30 | 316 | 1.538 |
| 03:15 | 3 | | 245 | | 4 | | 148 | | 7 | | 393 | |
| 03:30 | 1 | | 238 | | 5 | | 201 | | 6 | | 439 | |
| 03:45 | 4 | | 206 | | 6 | | 184 | | 10 | | 390 | |
| 04:00 | 4 | 11 | 224 | 818 | 5 | 47 | 156 | 631 | 9 | 58 | 380 | 1.449 |
| 04:15 | 1 | | 191 | | 6 | | 154 | | 7 | | 345 | |
| 04:30 | 4 | | 195 | | 14 | | 157 | | 18 | | 352 | |
| 04:45 | 2 | | 208 | | 22 | | 164 | | 24 | | 372 | |
| 05:00 | 3 | 25 | 216 | 808 | 29 | 170 | 154 | 564 | 32 | 195 | 370 | 1.372 |
| 05:15 | 3 | | 202 | | 31 | | 155 | | 34 | | 357 | |
| 05:30 | 7 | | 216 | | 44 | | 139 | | 51 | | 355 | |
| 05:45 | 12 | | 174 | | 66 | | 116 | | 78 | | 290 | |
| 06:00 | 15 | 122 | 204 | 727 | 70 | 393 | 132 | 442 | 85 | 515 | 336 | 1.169 |
| 06:15 | 20 | | 181 | | 83 | | 114 | | 103 | | 295 | |
| 06:30 | 28 | | 180 | | 108 | | 92 | | 136 | | 272 | |
| 06:45 | 59 | | 162 | | 132 | | 104 | | 191 | | 266 | |
| 07:00 | 73 | 405 | 144 | 532 | 134 | 863 | 66 | 270 | 207 | 1,268 | 210 | 802 |
| 07:15 | 102 | | 156 | | 189 | | 78 | | 291 | | 234 | |
| 07:30 | 126 | | 126 | | 266 | | 70 | | 392 | | 196 | |
| 07:45 | 104 | | 106 | | 274 | | 56 | | 378 | | 162 | |
| 08:00 | 104 | 398 | 108 | 404 | 227 | 860 | 42 | 182 | 331 | 1,258 | 150 | 586 |
| 08:15 | 102 | | 112 | | 205 | | 47 | | 307 | | 159 | |
| 08:30 | 100 | | 76 | | 217 | | 49 | | 317 | | 125 | |
| 08:45 | 92 | | 108 | | 211 | | 44 | | 303 | | 152 | |
| 09:00 | 106 | 398 | 80 | 271 | 150 | 655 | 36 | 147 | 256 | 1,053 | 116 | 418 |
| 09:15 | 90 | | 68 | | 164 | | 43 | | 254 | | 111 | |
| 09:30 | 98 | | 70 | | 168 | | 39 | | 266 | | 109 | |
| 09:45 | 104 | | 53 | | 173 | | 29 | | 277 | | 82 | |
| 10:00 | 116 | 458 | 52 | 183 | 158 | 642 | 29 | 75 | 274 | 1,100 | 81 | 258 |
| 10:15 | 122 | | 50 | | 156 | | 13 | | 278 | | 63 | |
| 10:30 | 104 | | 48 | | 170 | | 10 | | 274 | | 58 | |
| 10:45 | 116 | | 33 | | 158 | | 23 | | 274 | | 56 | |
| 11:00 | 126 | 552 | 23 | 76 | 148 | 580 | 9 | 37 | 274 | 1,132 | 32 | 113 |
| 11:15 | 144 | | 26 | | 154 | | 14 | | 298 | | 40 | |
| 11:30 | 142 | | 16 | | 122 | | 9 | | 264 | | 25 | |
| 11:45 | 140 | | 11 | | 156 | | 5 | | 296 | | 16 | |
| Totals | 2,445 | | 6,555 | | 4,281 | | 4,800 | | 6,726 | | 11,355 | |
| Split% | 36.4 | | 57.7 | | 63.6 | | 42.3 | | | | | |
| Day Totals | | 9,000 | | | | 9,081 | | | | 18,081 | | |
| Day Splits | | 49.8 | | | | 50.2 | | | | | | |
| Peak Hour | 11:00 | | 03:15 | | 07:30 | | 03:30 | | 07:30 | | 03:15 | |
| Volume | 552 | | 913 | | 972 | | 695 | | 1,408 | | 1,602 | |
| Factor | 0.96 | | 0.93 | | 0.89 | | 0.86 | | 0.90 | | 0.91 | |

Transportation Studies, Inc.

2640 Walnut Avenue, Suite L
Tustin, CA. 92780

Location : CAMINO DE LOS MARES
Segment : E/O CAMINO VERA CRUZ
Client : CITY SAN CLEMENT

Site: AN CLEMENTE
Date: 12/19/18

| Interval | WB | | | | EB | | | | Combined | | | | Day: | Wednesday | |
|------------|-------|-------|-------|-----|-------|-------|-------|-----|----------|-------|-------|-----|------|-----------|--|
| | AM | | PM | | AM | | PM | | AM | | PM | | | | |
| 12:00 | 7 | 16 | 57 | 264 | 7 | 17 | 94 | 316 | 14 | 33 | 151 | 580 | | | |
| 12:15 | 4 | | 75 | | 7 | | 72 | | 11 | | 147 | | | | |
| 12:30 | 1 | | 63 | | 2 | | 80 | | 3 | | 143 | | | | |
| 12:45 | 4 | | 69 | | 1 | | 70 | | 5 | | 139 | | | | |
| 01:00 | 3 | 7 | 85 | 309 | 4 | 10 | 78 | 281 | 7 | 17 | 163 | 590 | | | |
| 01:15 | 1 | | 72 | | 3 | | 80 | | 4 | | 152 | | | | |
| 01:30 | 1 | | 81 | | 1 | | 61 | | 2 | | 142 | | | | |
| 01:45 | 2 | | 71 | | 2 | | 62 | | 4 | | 133 | | | | |
| 02:00 | 1 | 7 | 64 | 262 | 0 | 3 | 88 | 336 | 1 | 10 | 152 | 598 | | | |
| 02:15 | 0 | | 68 | | 1 | | 88 | | 1 | | 156 | | | | |
| 02:30 | 2 | | 71 | | 0 | | 72 | | 2 | | 143 | | | | |
| 02:45 | 4 | | 59 | | 2 | | 88 | | 6 | | 147 | | | | |
| 03:00 | 4 | 11 | 62 | 268 | 2 | 8 | 78 | 412 | 6 | 19 | 140 | 680 | | | |
| 03:15 | 1 | | 63 | | 3 | | 110 | | 4 | | 173 | | | | |
| 03:30 | 2 | | 72 | | 1 | | 127 | | 3 | | 199 | | | | |
| 03:45 | 4 | | 71 | | 2 | | 97 | | 6 | | 168 | | | | |
| 04:00 | 3 | 19 | 74 | 286 | 1 | 4 | 97 | 378 | 4 | 23 | 171 | 664 | | | |
| 04:15 | 3 | | 67 | | 0 | | 91 | | 3 | | 158 | | | | |
| 04:30 | 5 | | 70 | | 2 | | 93 | | 7 | | 163 | | | | |
| 04:45 | 8 | | 75 | | 1 | | 97 | | 9 | | 172 | | | | |
| 05:00 | 11 | 69 | 70 | 247 | 2 | 13 | 92 | 391 | 13 | 82 | 162 | 638 | | | |
| 05:15 | 16 | | 61 | | 3 | | 98 | | 19 | | 159 | | | | |
| 05:30 | 14 | | 71 | | 2 | | 102 | | 16 | | 173 | | | | |
| 05:45 | 28 | | 45 | | 6 | | 99 | | 34 | | 144 | | | | |
| 06:00 | 31 | 175 | 65 | 203 | 5 | 77 | 101 | 364 | 36 | 252 | 166 | 567 | | | |
| 06:15 | 35 | | 29 | | 8 | | 91 | | 43 | | 120 | | | | |
| 06:30 | 53 | | 47 | | 28 | | 94 | | 81 | | 141 | | | | |
| 06:45 | 56 | | 62 | | 36 | | 78 | | 92 | | 140 | | | | |
| 07:00 | 71 | 422 | 30 | 124 | 40 | 206 | 68 | 247 | 111 | 628 | 98 | 371 | | | |
| 07:15 | 104 | | 31 | | 50 | | 76 | | 154 | | 107 | | | | |
| 07:30 | 123 | | 36 | | 74 | | 58 | | 197 | | 94 | | | | |
| 07:45 | 124 | | 27 | | 42 | | 45 | | 166 | | 72 | | | | |
| 08:00 | 126 | 403 | 20 | 77 | 46 | 178 | 50 | 200 | 172 | 581 | 70 | 277 | | | |
| 08:15 | 101 | | 25 | | 40 | | 54 | | 141 | | 79 | | | | |
| 08:30 | 84 | | 15 | | 48 | | 43 | | 132 | | 58 | | | | |
| 08:45 | 92 | | 17 | | 44 | | 53 | | 136 | | 70 | | | | |
| 09:00 | 75 | 314 | 15 | 72 | 44 | 183 | 31 | 123 | 119 | 497 | 46 | 195 | | | |
| 09:15 | 74 | | 19 | | 45 | | 33 | | 119 | | 52 | | | | |
| 09:30 | 80 | | 24 | | 54 | | 34 | | 134 | | 58 | | | | |
| 09:45 | 85 | | 14 | | 40 | | 25 | | 125 | | 39 | | | | |
| 10:00 | 64 | 298 | 10 | 40 | 66 | 234 | 33 | 107 | 130 | 532 | 43 | 147 | | | |
| 10:15 | 80 | | 11 | | 59 | | 23 | | 139 | | 34 | | | | |
| 10:30 | 70 | | 9 | | 53 | | 31 | | 123 | | 40 | | | | |
| 10:45 | 84 | | 10 | | 56 | | 20 | | 140 | | 30 | | | | |
| 11:00 | 64 | 270 | 4 | 18 | 57 | 242 | 11 | 42 | 121 | 512 | 15 | 60 | | | |
| 11:15 | 73 | | 9 | | 58 | | 16 | | 131 | | 25 | | | | |
| 11:30 | 62 | | 4 | | 59 | | 10 | | 121 | | 14 | | | | |
| 11:45 | 71 | | 1 | | 68 | | 5 | | 139 | | 6 | | | | |
| Totals | 2,011 | | 2,170 | | 1,175 | | 3,197 | | 3,186 | | 5,367 | | | | |
| Split% | 63.1 | | 40.4 | | 36.9 | | 59.6 | | | | | | | | |
| Day Totals | | 4,181 | | | | 4,372 | | | | 8,553 | | | | | |
| Day Splits | | 48.9 | | | | 51.1 | | | | | | | | | |
| Peak Hour | 07:15 | | 01:00 | | 11:00 | | 03:15 | | 07:15 | | 03:15 | | | | |
| Volume | 477 | | 309 | | 242 | | 431 | | 689 | | 711 | | | | |
| Factor | 0.95 | | 0.91 | | 0.89 | | 0.85 | | 0.87 | | 0.89 | | | | |

Transportation Studies, Inc.

2640 Walnut Avenue, Suite L
Tustin, CA. 92780

Location : CAMINO DE LOS MARES
Segment : N/O CAMINO DEL RIO
Client : CITY SAN CLEMENT

Site: AN CLEMENTE
Date: 12/19/18

| Interval | NB | | | | SB | | | | Combined | | | | Day: | Wednesday |
|------------|-------|------|-------|----|-------|------|-------|----|----------|-----|-------|----|------|-----------|
| | AM | | PM | | AM | | PM | | AM | | PM | | | |
| 12:00 | 0 | 0 | 11 | 29 | 0 | 1 | 5 | 20 | 0 | 1 | 16 | 49 | | |
| 12:15 | 0 | | 6 | | 0 | | 6 | | 0 | | 12 | | | |
| 12:30 | 0 | | 4 | | 0 | | 4 | | 0 | | 8 | | | |
| 12:45 | 0 | | 8 | | 1 | | 5 | | 1 | | 13 | | | |
| 01:00 | 1 | 1 | 12 | 43 | 2 | 3 | 7 | 34 | 3 | 4 | 19 | 77 | | |
| 01:15 | 0 | | 11 | | 1 | | 5 | | 1 | | 16 | | | |
| 01:30 | 0 | | 10 | | 0 | | 9 | | 0 | | 19 | | | |
| 01:45 | 0 | | 10 | | 0 | | 13 | | 0 | | 23 | | | |
| 02:00 | 0 | 0 | 9 | 36 | 0 | 0 | 10 | 39 | 0 | 0 | 19 | 75 | | |
| 02:15 | 0 | | 10 | | 0 | | 8 | | 0 | | 18 | | | |
| 02:30 | 0 | | 8 | | 0 | | 12 | | 0 | | 20 | | | |
| 02:45 | 0 | | 9 | | 0 | | 9 | | 0 | | 18 | | | |
| 03:00 | 2 | 3 | 8 | 42 | 0 | 0 | 6 | 28 | 2 | 3 | 14 | 70 | | |
| 03:15 | 0 | | 12 | | 0 | | 8 | | 0 | | 20 | | | |
| 03:30 | 1 | | 12 | | 0 | | 4 | | 1 | | 16 | | | |
| 03:45 | 0 | | 10 | | 0 | | 10 | | 0 | | 20 | | | |
| 04:00 | 0 | 0 | 8 | 36 | 0 | 0 | 13 | 32 | 0 | 0 | 21 | 68 | | |
| 04:15 | 0 | | 7 | | 0 | | 8 | | 0 | | 15 | | | |
| 04:30 | 0 | | 10 | | 0 | | 3 | | 0 | | 13 | | | |
| 04:45 | 0 | | 11 | | 0 | | 8 | | 0 | | 19 | | | |
| 05:00 | 0 | 2 | 9 | 33 | 0 | 7 | 8 | 14 | 0 | 9 | 17 | 47 | | |
| 05:15 | 1 | | 8 | | 2 | | 2 | | 3 | | 10 | | | |
| 05:30 | 1 | | 9 | | 1 | | 0 | | 2 | | 9 | | | |
| 05:45 | 0 | | 7 | | 4 | | 4 | | 4 | | 11 | | | |
| 06:00 | 0 | 10 | 12 | 33 | 1 | 15 | 4 | 14 | 1 | 25 | 16 | 47 | | |
| 06:15 | 1 | | 5 | | 2 | | 3 | | 3 | | 8 | | | |
| 06:30 | 2 | | 9 | | 7 | | 2 | | 9 | | 11 | | | |
| 06:45 | 7 | | 7 | | 5 | | 5 | | 12 | | 12 | | | |
| 07:00 | 3 | 19 | 11 | 26 | 8 | 35 | 5 | 13 | 11 | 54 | 16 | 39 | | |
| 07:15 | 2 | | 7 | | 4 | | 4 | | 6 | | 11 | | | |
| 07:30 | 10 | | 5 | | 13 | | 4 | | 23 | | 9 | | | |
| 07:45 | 4 | | 3 | | 10 | | 0 | | 14 | | 3 | | | |
| 08:00 | 8 | 33 | 5 | 26 | 9 | 37 | 4 | 11 | 17 | 70 | 9 | 37 | | |
| 08:15 | 5 | | 6 | | 8 | | 5 | | 13 | | 11 | | | |
| 08:30 | 6 | | 10 | | 12 | | 1 | | 18 | | 11 | | | |
| 08:45 | 14 | | 5 | | 8 | | 1 | | 22 | | 6 | | | |
| 09:00 | 7 | 25 | 5 | 16 | 10 | 36 | 3 | 10 | 17 | 61 | 8 | 26 | | |
| 09:15 | 9 | | 3 | | 10 | | 5 | | 19 | | 8 | | | |
| 09:30 | 7 | | 4 | | 8 | | 0 | | 15 | | 4 | | | |
| 09:45 | 2 | | 4 | | 8 | | 2 | | 10 | | 6 | | | |
| 10:00 | 12 | 22 | 3 | 11 | 9 | 37 | 2 | 8 | 21 | 59 | 5 | 19 | | |
| 10:15 | 0 | | 1 | | 7 | | 3 | | 7 | | 4 | | | |
| 10:30 | 4 | | 6 | | 11 | | 2 | | 15 | | 8 | | | |
| 10:45 | 6 | | 1 | | 10 | | 1 | | 16 | | 2 | | | |
| 11:00 | 6 | 35 | 1 | 7 | 10 | 36 | 0 | 0 | 16 | 71 | 1 | 7 | | |
| 11:15 | 9 | | 1 | | 8 | | 0 | | 17 | | 1 | | | |
| 11:30 | 9 | | 4 | | 10 | | 0 | | 19 | | 4 | | | |
| 11:45 | 11 | | 1 | | 8 | | 0 | | 19 | | 1 | | | |
| Totals | 150 | | 338 | | 207 | | 223 | | 357 | | 561 | | | |
| Split% | 42.0 | | 60.2 | | 58.0 | | 39.8 | | | | | | | |
| Day Totals | | 488 | | | | 430 | | | | 918 | | | | |
| Day Splits | | 53.2 | | | | 46.8 | | | | | | | | |
| Peak Hour | 08:45 | | 01:00 | | 07:30 | | 01:45 | | 08:30 | | 01:45 | | | |
| Volume | 37 | | 43 | | 40 | | 43 | | 76 | | 80 | | | |
| Factor | 0.66 | | 0.90 | | 0.77 | | 0.83 | | 0.86 | | 0.87 | | | |

Transportation Studies, Inc.

2640 Walnut Avenue, Suite L
Tustin, CA. 92780

Location : CAMINO DE LOS MARES
Segment : E/O AVENIDA VAQUERO
Client : CITY SAN CLEMENT

Site: AN CLEMENTE
Date: 12/19/18

| Interval | EB | | | | WB | | | | Combined | | Day: | Wednesday |
|------------|-------|-------|-------|-----|-------|-------|-------|-----|----------|--------|--------|-----------|
| | AM | | PM | | AM | | PM | | AM | PM | | |
| 12:00 | 14 | 40 | 169 | 662 | 6 | 23 | 130 | 580 | 20 | 63 | 299 | 1.242 |
| 12:15 | 12 | | 154 | | 8 | | 154 | | 20 | | 308 | |
| 12:30 | 9 | | 165 | | 4 | | 138 | | 13 | | 303 | |
| 12:45 | 5 | | 174 | | 5 | | 158 | | 10 | | 332 | |
| 01:00 | 5 | 18 | 173 | 653 | 5 | 15 | 167 | 664 | 10 | 33 | 340 | 1.317 |
| 01:15 | 6 | | 160 | | 3 | | 150 | | 9 | | 310 | |
| 01:30 | 4 | | 154 | | 4 | | 178 | | 8 | | 332 | |
| 01:45 | 3 | | 166 | | 3 | | 169 | | 6 | | 335 | |
| 02:00 | 5 | 10 | 176 | 682 | 3 | 12 | 146 | 629 | 8 | 22 | 322 | 1.311 |
| 02:15 | 2 | | 154 | | 0 | | 171 | | 2 | | 325 | |
| 02:30 | 1 | | 172 | | 5 | | 170 | | 6 | | 342 | |
| 02:45 | 2 | | 180 | | 4 | | 142 | | 6 | | 322 | |
| 03:00 | 3 | 14 | 193 | 933 | 4 | 21 | 142 | 683 | 7 | 35 | 335 | 1.616 |
| 03:15 | 3 | | 266 | | 3 | | 152 | | 6 | | 418 | |
| 03:30 | 0 | | 246 | | 5 | | 199 | | 5 | | 445 | |
| 03:45 | 8 | | 228 | | 9 | | 190 | | 17 | | 418 | |
| 04:00 | 3 | 8 | 236 | 852 | 8 | 55 | 156 | 643 | 11 | 63 | 392 | 1.495 |
| 04:15 | 1 | | 206 | | 8 | | 150 | | 9 | | 356 | |
| 04:30 | 3 | | 202 | | 14 | | 164 | | 17 | | 366 | |
| 04:45 | 1 | | 208 | | 25 | | 173 | | 26 | | 381 | |
| 05:00 | 4 | 30 | 230 | 866 | 31 | 186 | 160 | 613 | 35 | 216 | 390 | 1.479 |
| 05:15 | 3 | | 223 | | 33 | | 167 | | 36 | | 390 | |
| 05:30 | 8 | | 217 | | 46 | | 164 | | 54 | | 381 | |
| 05:45 | 15 | | 196 | | 76 | | 122 | | 91 | | 318 | |
| 06:00 | 15 | 129 | 219 | 757 | 74 | 420 | 140 | 448 | 89 | 549 | 359 | 1.205 |
| 06:15 | 25 | | 188 | | 90 | | 108 | | 115 | | 296 | |
| 06:30 | 28 | | 192 | | 113 | | 94 | | 141 | | 286 | |
| 06:45 | 61 | | 158 | | 143 | | 106 | | 204 | | 264 | |
| 07:00 | 86 | 423 | 150 | 561 | 136 | 879 | 70 | 269 | 222 | 1,302 | 220 | 830 |
| 07:15 | 107 | | 170 | | 194 | | 76 | | 301 | | 246 | |
| 07:30 | 118 | | 127 | | 273 | | 67 | | 391 | | 194 | |
| 07:45 | 112 | | 114 | | 276 | | 56 | | 388 | | 170 | |
| 08:00 | 116 | 425 | 112 | 406 | 240 | 900 | 42 | 185 | 356 | 1,325 | 154 | 591 |
| 08:15 | 107 | | 110 | | 214 | | 49 | | 321 | | 159 | |
| 08:30 | 108 | | 78 | | 232 | | 52 | | 340 | | 130 | |
| 08:45 | 94 | | 106 | | 214 | | 42 | | 308 | | 148 | |
| 09:00 | 107 | 416 | 94 | 292 | 166 | 713 | 40 | 148 | 273 | 1,129 | 134 | 440 |
| 09:15 | 98 | | 70 | | 175 | | 42 | | 273 | | 112 | |
| 09:30 | 104 | | 72 | | 184 | | 36 | | 288 | | 108 | |
| 09:45 | 107 | | 56 | | 188 | | 30 | | 295 | | 86 | |
| 10:00 | 136 | 499 | 57 | 196 | 165 | 675 | 30 | 80 | 301 | 1,174 | 87 | 276 |
| 10:15 | 118 | | 56 | | 170 | | 12 | | 288 | | 68 | |
| 10:30 | 115 | | 47 | | 170 | | 13 | | 285 | | 60 | |
| 10:45 | 130 | | 36 | | 170 | | 25 | | 300 | | 61 | |
| 11:00 | 136 | 594 | 20 | 80 | 156 | 620 | 10 | 41 | 292 | 1,214 | 30 | 121 |
| 11:15 | 162 | | 29 | | 170 | | 16 | | 332 | | 45 | |
| 11:30 | 144 | | 15 | | 134 | | 8 | | 278 | | 23 | |
| 11:45 | 152 | | 16 | | 160 | | 7 | | 312 | | 23 | |
| Totals | 2,606 | | 6,940 | | 4,519 | | 4,983 | | 7,125 | | 11,923 | |
| Split% | 36.6 | | 58.2 | | 63.4 | | 41.8 | | | | | |
| Day Totals | | 9,546 | | | | 9,502 | | | | 19,048 | | |
| Day Splits | | 50.1 | | | | 49.9 | | | | | | |
| Peak Hour | 11:00 | | 03:15 | | 07:30 | | 03:15 | | 07:30 | | 03:15 | |
| Volume | 594 | | 976 | | 1,003 | | 697 | | 1,456 | | 1,673 | |
| Factor | 0.92 | | 0.92 | | 0.91 | | 0.88 | | 0.93 | | 0.94 | |

Transportation Studies, Inc.

2640 Walnut Avenue, Suite L
Tustin, CA. 92780

Location : CALLE DE LOS MOLINOS
Segment : S/O AVENIDA PICO
Client : CITY SAN CLEMENT

Site: AN CLEMENTE
Date: 01/29/19

| Interval | NB | | | | SB | | | | Combined | | Day: | Tuesday |
|------------|-------|-------|-------|-----|-------|-------|-------|-----|----------|-------|-------|---------|
| | AM | | PM | | AM | | PM | | AM | PM | | |
| 12:00 | 1 | 5 | 96 | 286 | 0 | 8 | 88 | 416 | 1 | 13 | 184 | 702 |
| 12:15 | 0 | | 76 | | 4 | | 104 | | 4 | | 180 | |
| 12:30 | 2 | | 57 | | 4 | | 108 | | 6 | | 165 | |
| 12:45 | 2 | | 57 | | 0 | | 116 | | 2 | | 173 | |
| 01:00 | 2 | 6 | 84 | 296 | 0 | 6 | 91 | 351 | 2 | 12 | 175 | 647 |
| 01:15 | 3 | | 86 | | 2 | | 96 | | 5 | | 182 | |
| 01:30 | 1 | | 62 | | 1 | | 78 | | 2 | | 140 | |
| 01:45 | 0 | | 64 | | 3 | | 86 | | 3 | | 150 | |
| 02:00 | 1 | 2 | 66 | 270 | 2 | 2 | 110 | 386 | 3 | 4 | 176 | 656 |
| 02:15 | 0 | | 66 | | 0 | | 106 | | 0 | | 172 | |
| 02:30 | 0 | | 73 | | 0 | | 78 | | 0 | | 151 | |
| 02:45 | 1 | | 65 | | 0 | | 92 | | 1 | | 157 | |
| 03:00 | 1 | 1 | 74 | 310 | 0 | 2 | 102 | 490 | 1 | 3 | 176 | 800 |
| 03:15 | 0 | | 76 | | 0 | | 105 | | 0 | | 181 | |
| 03:30 | 0 | | 66 | | 0 | | 156 | | 0 | | 222 | |
| 03:45 | 0 | | 94 | | 2 | | 127 | | 2 | | 221 | |
| 04:00 | 2 | 13 | 87 | 340 | 0 | 19 | 120 | 479 | 2 | 32 | 207 | 819 |
| 04:15 | 0 | | 73 | | 4 | | 130 | | 4 | | 203 | |
| 04:30 | 5 | | 82 | | 3 | | 123 | | 8 | | 205 | |
| 04:45 | 6 | | 98 | | 12 | | 106 | | 18 | | 204 | |
| 05:00 | 1 | 34 | 112 | 317 | 0 | 46 | 102 | 422 | 1 | 80 | 214 | 739 |
| 05:15 | 7 | | 68 | | 6 | | 118 | | 13 | | 186 | |
| 05:30 | 11 | | 83 | | 16 | | 88 | | 27 | | 171 | |
| 05:45 | 15 | | 54 | | 24 | | 114 | | 39 | | 168 | |
| 06:00 | 20 | 105 | 75 | 202 | 28 | 153 | 78 | 283 | 48 | 258 | 153 | 485 |
| 06:15 | 18 | | 42 | | 32 | | 56 | | 50 | | 98 | |
| 06:30 | 32 | | 40 | | 39 | | 76 | | 71 | | 116 | |
| 06:45 | 35 | | 45 | | 54 | | 73 | | 89 | | 118 | |
| 07:00 | 40 | 267 | 36 | 130 | 56 | 357 | 32 | 157 | 96 | 624 | 68 | 287 |
| 07:15 | 68 | | 25 | | 76 | | 48 | | 144 | | 73 | |
| 07:30 | 85 | | 25 | | 115 | | 31 | | 200 | | 56 | |
| 07:45 | 74 | | 44 | | 110 | | 46 | | 184 | | 90 | |
| 08:00 | 62 | 236 | 37 | 92 | 82 | 289 | 26 | 102 | 144 | 525 | 63 | 194 |
| 08:15 | 62 | | 22 | | 67 | | 20 | | 129 | | 42 | |
| 08:30 | 50 | | 14 | | 68 | | 32 | | 118 | | 46 | |
| 08:45 | 62 | | 19 | | 72 | | 24 | | 134 | | 43 | |
| 09:00 | 52 | 244 | 19 | 50 | 97 | 332 | 32 | 71 | 149 | 576 | 51 | 121 |
| 09:15 | 66 | | 11 | | 81 | | 17 | | 147 | | 28 | |
| 09:30 | 66 | | 12 | | 77 | | 8 | | 143 | | 20 | |
| 09:45 | 60 | | 8 | | 77 | | 14 | | 137 | | 22 | |
| 10:00 | 74 | 298 | 10 | 29 | 70 | 340 | 14 | 36 | 144 | 638 | 24 | 65 |
| 10:15 | 66 | | 8 | | 76 | | 16 | | 142 | | 24 | |
| 10:30 | 68 | | 5 | | 78 | | 4 | | 146 | | 9 | |
| 10:45 | 90 | | 6 | | 116 | | 2 | | 206 | | 8 | |
| 11:00 | 74 | 293 | 6 | 23 | 88 | 328 | 6 | 18 | 162 | 621 | 12 | 41 |
| 11:15 | 70 | | 8 | | 78 | | 5 | | 148 | | 13 | |
| 11:30 | 70 | | 6 | | 66 | | 3 | | 136 | | 9 | |
| 11:45 | 79 | | 3 | | 96 | | 4 | | 175 | | 7 | |
| Totals | 1,504 | | 2,345 | | 1,882 | | 3,211 | | 3,386 | | 5,556 | |
| Split% | 44.4 | | 42.2 | | 55.6 | | 57.8 | | | | | |
| Day Totals | | 3,849 | | | | 5,093 | | | | 8,942 | | |
| Day Splits | | 43.0 | | | | 57.0 | | | | | | |
| Peak Hour | 10:45 | | 04:15 | | 07:15 | | 03:30 | | 07:15 | | 03:30 | |
| Volume | 304 | | 365 | | 383 | | 533 | | 672 | | 853 | |
| Factor | 0.84 | | 0.81 | | 0.83 | | 0.85 | | 0.84 | | 0.96 | |

Transportation Studies, Inc.

2640 Walnut Avenue, Suite L
Tustin, CA. 92780

Location : WEST MARQUITA
Segment : W/O EL CAMINO REAL ALLEY
Client : CITY SAN CLEMENT

Site: AN CLEMENTE
Date: 02/19/19

| Interval | WB | | | | EB | | | | Combined | | Day: | Tuesday |
|------------|-------|------|-------|-----|-------|-------|-------|----|----------|-------|-------|---------|
| | AM | | PM | | AM | | PM | | AM | PM | | |
| 12:00 | 1 | 1 | 26 | 91 | 0 | 0 | 16 | 74 | 1 | 1 | 42 | 165 |
| 12:15 | 0 | | 19 | | 0 | | 16 | | 0 | | 35 | |
| 12:30 | 0 | | 24 | | 0 | | 26 | | 0 | | 50 | |
| 12:45 | 0 | | 22 | | 0 | | 16 | | 0 | | 38 | |
| 01:00 | 1 | 1 | 22 | 80 | 1 | 2 | 23 | 99 | 2 | 3 | 45 | 179 |
| 01:15 | 0 | | 24 | | 0 | | 34 | | 0 | | 58 | |
| 01:30 | 0 | | 20 | | 1 | | 20 | | 1 | | 40 | |
| 01:45 | 0 | | 14 | | 0 | | 22 | | 0 | | 36 | |
| 02:00 | 0 | 0 | 12 | 75 | 0 | 0 | 11 | 67 | 0 | 0 | 23 | 142 |
| 02:15 | 0 | | 24 | | 0 | | 18 | | 0 | | 42 | |
| 02:30 | 0 | | 18 | | 0 | | 16 | | 0 | | 34 | |
| 02:45 | 0 | | 21 | | 0 | | 22 | | 0 | | 43 | |
| 03:00 | 0 | 0 | 30 | 92 | 1 | 1 | 24 | 92 | 1 | 1 | 54 | 184 |
| 03:15 | 0 | | 22 | | 0 | | 21 | | 0 | | 43 | |
| 03:30 | 0 | | 22 | | 0 | | 25 | | 0 | | 47 | |
| 03:45 | 0 | | 18 | | 0 | | 22 | | 0 | | 40 | |
| 04:00 | 0 | 2 | 22 | 88 | 0 | 2 | 14 | 85 | 0 | 4 | 36 | 173 |
| 04:15 | 1 | | 20 | | 0 | | 26 | | 1 | | 46 | |
| 04:30 | 1 | | 28 | | 2 | | 23 | | 3 | | 51 | |
| 04:45 | 0 | | 18 | | 0 | | 22 | | 0 | | 40 | |
| 05:00 | 0 | 2 | 26 | 101 | 2 | 19 | 22 | 91 | 2 | 21 | 48 | 192 |
| 05:15 | 1 | | 31 | | 4 | | 25 | | 5 | | 56 | |
| 05:30 | 0 | | 20 | | 5 | | 20 | | 5 | | 40 | |
| 05:45 | 1 | | 24 | | 8 | | 24 | | 9 | | 48 | |
| 06:00 | 2 | 7 | 20 | 69 | 3 | 29 | 23 | 71 | 5 | 36 | 43 | 140 |
| 06:15 | 0 | | 16 | | 4 | | 18 | | 4 | | 34 | |
| 06:30 | 2 | | 17 | | 11 | | 20 | | 13 | | 37 | |
| 06:45 | 3 | | 16 | | 11 | | 10 | | 14 | | 26 | |
| 07:00 | 10 | 46 | 13 | 45 | 10 | 79 | 12 | 62 | 20 | 125 | 25 | 107 |
| 07:15 | 8 | | 14 | | 20 | | 20 | | 28 | | 34 | |
| 07:30 | 10 | | 10 | | 24 | | 18 | | 34 | | 28 | |
| 07:45 | 18 | | 8 | | 25 | | 12 | | 43 | | 20 | |
| 08:00 | 17 | 53 | 10 | 36 | 21 | 58 | 10 | 41 | 38 | 111 | 20 | 77 |
| 08:15 | 8 | | 6 | | 13 | | 9 | | 21 | | 15 | |
| 08:30 | 17 | | 10 | | 12 | | 14 | | 29 | | 24 | |
| 08:45 | 11 | | 10 | | 12 | | 8 | | 23 | | 18 | |
| 09:00 | 14 | 51 | 8 | 36 | 17 | 65 | 10 | 44 | 31 | 116 | 18 | 80 |
| 09:15 | 12 | | 9 | | 14 | | 12 | | 26 | | 21 | |
| 09:30 | 13 | | 14 | | 16 | | 12 | | 29 | | 26 | |
| 09:45 | 12 | | 5 | | 18 | | 10 | | 30 | | 15 | |
| 10:00 | 9 | 36 | 6 | 13 | 12 | 65 | 15 | 26 | 21 | 101 | 21 | 39 |
| 10:15 | 11 | | 2 | | 10 | | 3 | | 21 | | 5 | |
| 10:30 | 12 | | 4 | | 19 | | 8 | | 31 | | 12 | |
| 10:45 | 4 | | 1 | | 24 | | 0 | | 28 | | 1 | |
| 11:00 | 12 | 69 | 1 | 3 | 14 | 76 | 7 | 18 | 26 | 145 | 8 | 21 |
| 11:15 | 19 | | 0 | | 18 | | 4 | | 37 | | 4 | |
| 11:30 | 16 | | 1 | | 22 | | 1 | | 38 | | 2 | |
| 11:45 | 22 | | 1 | | 22 | | 6 | | 44 | | 7 | |
| Totals | 268 | | 729 | | 396 | | 770 | | 664 | | 1,499 | |
| Split% | 40.4 | | 48.6 | | 59.6 | | 51.4 | | | | | |
| Day Totals | | 997 | | | | 1,166 | | | | 2,163 | | |
| Day Splits | | 46.1 | | | | 53.9 | | | | | | |
| Peak Hour | 11:00 | | 04:30 | | 07:15 | | 12:30 | | 11:00 | | 04:30 | |
| Volume | 69 | | 103 | | 90 | | 99 | | 145 | | 195 | |
| Factor | 0.78 | | 0.83 | | 0.90 | | 0.73 | | 0.82 | | 0.87 | |

Transportation Studies, Inc.

2640 Walnut Avenue, Suite L
Tustin, CA. 92780

Location : CALLE MIGUEL
Segment : S/O AVENIDA PRESIDIO
Client : CITY SAN CLEMENT

Site: AN CLEMENTE
Date: 01/09/19

| Interval | SB | | | | NB | | | | Combined | | Day: | Wednesday |
|------------|-------|------|-------|----|-------|------|-------|----|----------|-----|-------|-----------|
| | AM | | PM | | AM | | PM | | AM | PM | | |
| 12:00 | 0 | 2 | 10 | 49 | 2 | 3 | 12 | 57 | 2 | 5 | 22 | 106 |
| 12:15 | 2 | | 11 | | 0 | | 12 | | 2 | | 23 | |
| 12:30 | 0 | | 20 | | 1 | | 20 | | 1 | | 40 | |
| 12:45 | 0 | | 8 | | 0 | | 13 | | 0 | | 21 | |
| 01:00 | 0 | 0 | 8 | 37 | 0 | 0 | 18 | 49 | 0 | 0 | 26 | 86 |
| 01:15 | 0 | | 7 | | 0 | | 8 | | 0 | | 15 | |
| 01:30 | 0 | | 12 | | 0 | | 7 | | 0 | | 19 | |
| 01:45 | 0 | | 10 | | 0 | | 16 | | 0 | | 26 | |
| 02:00 | 1 | 1 | 7 | 80 | 1 | 2 | 14 | 78 | 2 | 3 | 21 | 158 |
| 02:15 | 0 | | 13 | | 0 | | 12 | | 0 | | 25 | |
| 02:30 | 0 | | 16 | | 0 | | 26 | | 0 | | 42 | |
| 02:45 | 0 | | 44 | | 1 | | 26 | | 1 | | 70 | |
| 03:00 | 0 | 0 | 24 | 61 | 0 | 1 | 18 | 54 | 0 | 1 | 42 | 115 |
| 03:15 | 0 | | 15 | | 1 | | 12 | | 1 | | 27 | |
| 03:30 | 0 | | 11 | | 0 | | 9 | | 0 | | 20 | |
| 03:45 | 0 | | 11 | | 0 | | 15 | | 0 | | 26 | |
| 04:00 | 0 | 3 | 17 | 61 | 0 | 7 | 14 | 53 | 0 | 10 | 31 | 114 |
| 04:15 | 2 | | 8 | | 0 | | 17 | | 2 | | 25 | |
| 04:30 | 0 | | 17 | | 5 | | 12 | | 5 | | 29 | |
| 04:45 | 1 | | 19 | | 2 | | 10 | | 3 | | 29 | |
| 05:00 | 0 | 0 | 23 | 65 | 0 | 4 | 15 | 51 | 0 | 4 | 38 | 116 |
| 05:15 | 0 | | 16 | | 1 | | 12 | | 1 | | 28 | |
| 05:30 | 0 | | 12 | | 0 | | 10 | | 0 | | 22 | |
| 05:45 | 0 | | 14 | | 3 | | 14 | | 3 | | 28 | |
| 06:00 | 0 | 14 | 16 | 46 | 3 | 20 | 13 | 33 | 3 | 34 | 29 | 79 |
| 06:15 | 3 | | 15 | | 8 | | 8 | | 11 | | 23 | |
| 06:30 | 4 | | 9 | | 2 | | 5 | | 6 | | 14 | |
| 06:45 | 7 | | 6 | | 7 | | 7 | | 14 | | 13 | |
| 07:00 | 23 | 78 | 10 | 26 | 16 | 122 | 10 | 20 | 39 | 200 | 20 | 46 |
| 07:15 | 16 | | 6 | | 18 | | 3 | | 34 | | 9 | |
| 07:30 | 17 | | 5 | | 54 | | 4 | | 71 | | 9 | |
| 07:45 | 22 | | 5 | | 34 | | 3 | | 56 | | 8 | |
| 08:00 | 5 | 20 | 6 | 16 | 11 | 50 | 1 | 8 | 16 | 70 | 7 | 24 |
| 08:15 | 9 | | 2 | | 11 | | 2 | | 20 | | 4 | |
| 08:30 | 2 | | 2 | | 12 | | 0 | | 14 | | 2 | |
| 08:45 | 4 | | 6 | | 16 | | 5 | | 20 | | 11 | |
| 09:00 | 8 | 34 | 6 | 13 | 16 | 54 | 3 | 9 | 24 | 88 | 9 | 22 |
| 09:15 | 7 | | 4 | | 11 | | 2 | | 18 | | 6 | |
| 09:30 | 11 | | 2 | | 11 | | 2 | | 22 | | 4 | |
| 09:45 | 8 | | 1 | | 16 | | 2 | | 24 | | 3 | |
| 10:00 | 8 | 30 | 3 | 10 | 12 | 46 | 1 | 5 | 20 | 76 | 4 | 15 |
| 10:15 | 11 | | 4 | | 14 | | 3 | | 25 | | 7 | |
| 10:30 | 7 | | 1 | | 10 | | 1 | | 17 | | 2 | |
| 10:45 | 4 | | 2 | | 10 | | 0 | | 14 | | 2 | |
| 11:00 | 14 | 42 | 3 | 6 | 5 | 29 | 1 | 4 | 19 | 71 | 4 | 10 |
| 11:15 | 6 | | 1 | | 7 | | 2 | | 13 | | 3 | |
| 11:30 | 10 | | 1 | | 8 | | 1 | | 18 | | 2 | |
| 11:45 | 12 | | 1 | | 9 | | 0 | | 21 | | 1 | |
| Totals | 224 | | 470 | | 338 | | 421 | | 562 | | 891 | |
| Split% | 39.9 | | 52.7 | | 60.1 | | 47.3 | | | | | |
| Day Totals | | 694 | | | | 759 | | | 1,453 | | | |
| Day Splits | | 47.8 | | | | 52.2 | | | | | | |
| Peak Hour | 07:00 | | 02:30 | | 07:00 | | 02:15 | | 07:00 | | 02:30 | |
| Volume | 78 | | 99 | | 122 | | 82 | | 200 | | 181 | |
| Factor | 0.85 | | 0.56 | | 0.56 | | 0.79 | | 0.70 | | 0.65 | |

City of San Clemente Engineering Division

Project: Mira Costa Traffic Calming
Survey Location: MiraCosta NB at Guaymas

MiraCosta NB at Guaymas ADT
Site Code: COSNB

Date Start: 06-Jun-16
Date End: 09-Jun-16
Date Printed: 09-Jun-16

| Start Time | Mon 06-Jun-16 | Tue 07-Jun-16 | Wed 08-Jun-16 | Thu 09-Jun-16 | Fri 10-Jun-16 | Average Day | Sat 11-Jun-16 | Sun 12-Jun-16 | Week Average |
|-----------------|------------------|------------------|------------------|------------------|------------------|----------------|------------------|------------------|-----------------|
| 12:00 AM | * | 15 | 9 | 16 | * | 13 | * | * | 13 |
| 01:00 | * | 13 | 17 | 10 | * | 13 | * | * | 13 |
| 02:00 | * | 7 | 8 | 7 | * | 7 | * | * | 7 |
| 03:00 | * | 12 | 16 | 6 | * | 11 | * | * | 11 |
| 04:00 | * | 24 | 23 | 24 | * | 24 | * | * | 24 |
| 05:00 | * | 63 | 45 | 62 | * | 57 | * | * | 57 |
| 06:00 | * | 142 | 160 | 149 | * | 150 | * | * | 150 |
| 07:00 | * | 321 | 308 | 283 | * | 304 | * | * | 304 |
| 08:00 | * | 326 | 304 | 344 | * | 325 | * | * | 325 |
| 09:00 | * | 276 | 246 | 46 | * | 189 | * | * | 189 |
| 10:00 | * | 256 | 262 | * | * | 259 | * | * | 259 |
| 11:00 | * | 299 | 254 | * | * | 276 | * | * | 276 |
| 12:00 PM | * | 296 | 280 | * | * | 288 | * | * | 288 |
| 01:00 | * | 283 | 266 | * | * | 274 | * | * | 274 |
| 02:00 | * | 264 | 307 | * | * | 286 | * | * | 286 |
| 03:00 | 292 | 321 | 296 | * | * | 303 | * | * | 303 |
| 04:00 | 281 | 254 | 270 | * | * | 268 | * | * | 268 |
| 05:00 | 253 | 238 | 250 | * | * | 247 | * | * | 247 |
| 06:00 | 209 | 208 | 206 | * | * | 208 | * | * | 208 |
| 07:00 | 132 | 176 | 162 | * | * | 157 | * | * | 157 |
| 08:00 | 107 | 122 | 97 | * | * | 109 | * | * | 109 |
| 09:00 | 54 | 68 | 59 | * | * | 60 | * | * | 60 |
| 10:00 | 38 | 54 | 34 | * | * | 42 | * | * | 42 |
| 11:00 | 34 | 34 | 31 | * | * | 33 | * | * | 33 |
| Day Total | 1400 | 4072 | 3910 | 947 | 0 | 3903 | 0 | 0 | 3903 |
| % Avg. WkDay | 35.9% | 104.3% | 100.2% | 24.3% | 0.0% | | | | |
| % Avg. Week | 35.9% | 104.3% | 100.2% | 24.3% | 0.0% | 100.0% | 0.0% | 0.0% | |
| AM Peak | - | 08:00 | 07:00 | 08:00 | - | 08:00 | - | - | 08:00 |
| Vol. | - | 326 | 308 | 344 | - | 325 | - | - | 325 |
| PM Peak | 15:00 | 15:00 | 14:00 | - | - | 15:00 | - | - | 15:00 |
| Vol. | 292 | 321 | 307 | - | - | 303 | - | - | 303 |

| | | | | | | | | | |
|----------------|------|------|------|-----|---|------|---|---|------|
| Grand Total | 1400 | 4072 | 3910 | 947 | 0 | 3903 | 0 | 0 | 3903 |
|----------------|------|------|------|-----|---|------|---|---|------|

| | | | | | | | | | |
|-----|-----------|-------------------------|--|--|--|--|--|--|--|
| ADT | ADT 3,904 | AADT 3,904 (NORTHBOUND) | | | | | | | |
|-----|-----------|-------------------------|--|--|--|--|--|--|--|

City of San Clemente

Engineering Division

Project: Mira Costa Traffic Calming
 Survey Location: MiraCosta SB at Guaymas

MiraCosta SB at Guaymas speeds
 Site Code: COSTASB

Date Start: 06-Jun-16
 Date End: 09-Jun-16
 Date Printed: 09-Jun-16

| Start Time | Mon 06-Jun-16 | Tue 07-Jun-16 | Wed 08-Jun-16 | Thu 09-Jun-16 | Fri 10-Jun-16 | Average Day | Sat 11-Jun-16 | Sun 12-Jun-16 | Week Average |
|--------------|------------------|------------------|------------------|------------------|------------------|----------------|------------------|------------------|-----------------|
| 12:00 AM | * | 11 | 21 | 23 | * | 18 | * | * | 18 |
| 01:00 | * | 13 | 14 | 11 | * | 13 | * | * | 13 |
| 02:00 | * | 4 | 5 | 3 | * | 4 | * | * | 4 |
| 03:00 | * | 5 | 3 | 9 | * | 6 | * | * | 6 |
| 04:00 | * | 8 | 7 | 5 | * | 7 | * | * | 7 |
| 05:00 | * | 21 | 19 | 15 | * | 18 | * | * | 18 |
| 06:00 | * | 77 | 58 | 68 | * | 68 | * | * | 68 |
| 07:00 | * | 155 | 133 | 146 | * | 145 | * | * | 145 |
| 08:00 | * | 177 | 185 | 214 | * | 192 | * | * | 192 |
| 09:00 | * | 212 | 169 | * | * | 190 | * | * | 190 |
| 10:00 | * | 200 | 196 | * | * | 198 | * | * | 198 |
| 11:00 | * | 236 | 220 | * | * | 228 | * | * | 228 |
| 12:00 PM | * | 246 | 244 | * | * | 245 | * | * | 245 |
| 01:00 | * | 264 | 267 | * | * | 266 | * | * | 266 |
| 02:00 | * | 244 | 284 | * | * | 264 | * | * | 264 |
| 03:00 | 301 | 333 | 306 | * | * | 313 | * | * | 313 |
| 04:00 | 317 | 371 | 294 | * | * | 327 | * | * | 327 |
| 05:00 | 321 | 382 | 343 | * | * | 349 | * | * | 349 |
| 06:00 | 278 | 307 | 287 | * | * | 291 | * | * | 291 |
| 07:00 | 204 | 210 | 197 | * | * | 204 | * | * | 204 |
| 08:00 | 152 | 172 | 183 | * | * | 169 | * | * | 169 |
| 09:00 | 107 | 153 | 140 | * | * | 133 | * | * | 133 |
| 10:00 | 64 | 56 | 74 | * | * | 65 | * | * | 65 |
| 11:00 | 40 | 42 | 49 | * | * | 44 | * | * | 44 |
| Day Total | 1784 | 3899 | 3698 | 494 | 0 | 3757 | 0 | 0 | 3757 |
| % Avg. WkDay | 47.5% | 103.8% | 98.4% | 13.1% | 0.0% | | | | |
| % Avg. Week | 47.5% | 103.8% | 98.4% | 13.1% | 0.0% | 100.0% | 0.0% | 0.0% | |
| AM Peak | - | 11:00 | 11:00 | 08:00 | - | 11:00 | - | - | 11:00 |
| Vol. | - | 236 | 220 | 214 | - | 228 | - | - | 228 |
| PM Peak | 17:00 | 17:00 | 17:00 | - | - | 17:00 | - | - | 17:00 |
| Vol. | 321 | 382 | 343 | - | - | 349 | - | - | 349 |

| | | | | | | | | | |
|----------------|-----------|------|-------------------------|-----|---|------|---|---|------|
| Grand Total | 1784 | 3899 | 3698 | 494 | 0 | 3757 | 0 | 0 | 3757 |
| ADT | ADT 3,756 | | AADT 3,756 (SOUTHBOUND) | | | | | | |

ADT ON CAMINO MIRA COSTA ~ 7700

Transportation Studies, Inc.

2640 Walnut Avenue, Suite L
Tustin, CA. 92780

Location : CAMINO MIRA COSTA
Segment : E/O CAMINO CAPISTRANO
Client : CITY SAN CLEMENT

Site: AN CLEMENTE
Date: 02/19/19

| Interval | WB | | | | EB | | | | Combined | | | | Day: | Tuesday |
|------------|-------|-------|-------|-----|-------|-------|-------|-----|----------|-------|-------|-----|------|---------|
| | AM | | PM | | AM | | PM | | AM | | PM | | | |
| 12:00 | 2 | 8 | 46 | 180 | 2 | 9 | 34 | 145 | 4 | 17 | 80 | 325 | | |
| 12:15 | 3 | | 34 | | 3 | | 42 | | 6 | | 76 | | | |
| 12:30 | 0 | | 46 | | 3 | | 36 | | 3 | | 82 | | | |
| 12:45 | 3 | | 54 | | 1 | | 33 | | 4 | | 87 | | | |
| 01:00 | 2 | 3 | 47 | 171 | 1 | 1 | 33 | 138 | 3 | 4 | 80 | 309 | | |
| 01:15 | 0 | | 45 | | 0 | | 32 | | 0 | | 77 | | | |
| 01:30 | 0 | | 38 | | 0 | | 42 | | 0 | | 80 | | | |
| 01:45 | 1 | | 41 | | 0 | | 31 | | 1 | | 72 | | | |
| 02:00 | 1 | 2 | 42 | 182 | 1 | 3 | 40 | 164 | 2 | 5 | 82 | 346 | | |
| 02:15 | 0 | | 50 | | 2 | | 32 | | 2 | | 82 | | | |
| 02:30 | 0 | | 45 | | 0 | | 47 | | 0 | | 92 | | | |
| 02:45 | 1 | | 45 | | 0 | | 45 | | 1 | | 90 | | | |
| 03:00 | 0 | 5 | 52 | 215 | 0 | 1 | 44 | 165 | 0 | 6 | 96 | 380 | | |
| 03:15 | 0 | | 57 | | 1 | | 42 | | 1 | | 99 | | | |
| 03:30 | 1 | | 56 | | 0 | | 36 | | 1 | | 92 | | | |
| 03:45 | 4 | | 50 | | 0 | | 43 | | 4 | | 93 | | | |
| 04:00 | 3 | 9 | 43 | 178 | 1 | 1 | 46 | 161 | 4 | 10 | 89 | 339 | | |
| 04:15 | 2 | | 52 | | 0 | | 30 | | 2 | | 82 | | | |
| 04:30 | 2 | | 40 | | 0 | | 48 | | 2 | | 88 | | | |
| 04:45 | 2 | | 43 | | 0 | | 37 | | 2 | | 80 | | | |
| 05:00 | 9 | 34 | 46 | 152 | 1 | 8 | 46 | 152 | 10 | 42 | 92 | 304 | | |
| 05:15 | 4 | | 38 | | 2 | | 34 | | 6 | | 72 | | | |
| 05:30 | 10 | | 37 | | 2 | | 35 | | 12 | | 72 | | | |
| 05:45 | 11 | | 31 | | 3 | | 37 | | 14 | | 68 | | | |
| 06:00 | 11 | 60 | 38 | 114 | 5 | 43 | 30 | 123 | 16 | 103 | 68 | 237 | | |
| 06:15 | 14 | | 29 | | 12 | | 26 | | 26 | | 55 | | | |
| 06:30 | 13 | | 23 | | 14 | | 30 | | 27 | | 53 | | | |
| 06:45 | 22 | | 24 | | 12 | | 37 | | 34 | | 61 | | | |
| 07:00 | 33 | 144 | 20 | 70 | 26 | 104 | 30 | 87 | 59 | 248 | 50 | 157 | | |
| 07:15 | 37 | | 14 | | 26 | | 19 | | 63 | | 33 | | | |
| 07:30 | 38 | | 18 | | 28 | | 16 | | 66 | | 34 | | | |
| 07:45 | 36 | | 18 | | 24 | | 22 | | 60 | | 40 | | | |
| 08:00 | 33 | 170 | 9 | 33 | 30 | 112 | 17 | 63 | 63 | 282 | 26 | 96 | | |
| 08:15 | 49 | | 8 | | 22 | | 13 | | 71 | | 21 | | | |
| 08:30 | 46 | | 10 | | 26 | | 18 | | 72 | | 28 | | | |
| 08:45 | 42 | | 6 | | 34 | | 15 | | 76 | | 21 | | | |
| 09:00 | 35 | 179 | 11 | 29 | 28 | 135 | 13 | 35 | 63 | 314 | 24 | 64 | | |
| 09:15 | 42 | | 7 | | 38 | | 9 | | 80 | | 16 | | | |
| 09:30 | 48 | | 5 | | 40 | | 6 | | 88 | | 11 | | | |
| 09:45 | 54 | | 6 | | 29 | | 7 | | 83 | | 13 | | | |
| 10:00 | 52 | 188 | 7 | 19 | 28 | 122 | 8 | 31 | 80 | 310 | 15 | 50 | | |
| 10:15 | 49 | | 5 | | 34 | | 10 | | 83 | | 15 | | | |
| 10:30 | 43 | | 6 | | 32 | | 8 | | 75 | | 14 | | | |
| 10:45 | 44 | | 1 | | 28 | | 5 | | 72 | | 6 | | | |
| 11:00 | 45 | 178 | 11 | 26 | 37 | 140 | 1 | 15 | 82 | 318 | 12 | 41 | | |
| 11:15 | 50 | | 1 | | 31 | | 6 | | 81 | | 7 | | | |
| 11:30 | 47 | | 8 | | 36 | | 5 | | 83 | | 13 | | | |
| 11:45 | 36 | | 6 | | 36 | | 3 | | 72 | | 9 | | | |
| Totals | 980 | | 1,369 | | 679 | | 1,279 | | 1,659 | | 2,648 | | | |
| Split% | 59.1 | | 51.7 | | 40.9 | | 48.3 | | | | | | | |
| Day Totals | | 2,349 | | | | 1,958 | | | | 4,307 | | | | |
| Day Splits | | 54.5 | | | | 45.5 | | | | | | | | |
| Peak Hour | 09:30 | | 03:00 | | 08:45 | | 02:30 | | 09:30 | | 03:00 | | | |
| Volume | 203 | | 215 | | 140 | | 178 | | 334 | | 380 | | | |
| Factor | 0.94 | | 0.94 | | 0.88 | | 0.95 | | 0.95 | | 0.96 | | | |

Transportation Studies, Inc.

2640 Walnut Avenue, Suite L
Tustin, CA. 92780

Location : CAMINO MIRA COSTA
Segment : S/O CAMINO DE ESTRELLA
Client : CITY SAN CLEMENT

Site: AN CLEMENTE
Date: 02/19/19

| Interval | NB | | | | SB | | | | Combined | | | | Day: | Tuesday |
|------------|-------|-------|-------|-----|-------|-------|-------|-----|----------|-------|-------|-----|------|---------|
| | AM | | PM | | AM | | PM | | AM | | PM | | | |
| 12:00 | 2 | 11 | 88 | 329 | 6 | 19 | 68 | 270 | 8 | 30 | 156 | 599 | | |
| 12:15 | 4 | | 69 | | 6 | | 68 | | 10 | | 137 | | | |
| 12:30 | 2 | | 86 | | 5 | | 68 | | 7 | | 154 | | | |
| 12:45 | 3 | | 86 | | 2 | | 66 | | 5 | | 152 | | | |
| 01:00 | 3 | 6 | 90 | 314 | 0 | 4 | 70 | 292 | 3 | 10 | 160 | 606 | | |
| 01:15 | 1 | | 68 | | 3 | | 64 | | 4 | | 132 | | | |
| 01:30 | 0 | | 80 | | 1 | | 86 | | 1 | | 166 | | | |
| 01:45 | 2 | | 76 | | 0 | | 72 | | 2 | | 148 | | | |
| 02:00 | 1 | 5 | 72 | 321 | 3 | 6 | 80 | 337 | 4 | 11 | 152 | 658 | | |
| 02:15 | 2 | | 89 | | 3 | | 78 | | 5 | | 167 | | | |
| 02:30 | 0 | | 77 | | 0 | | 89 | | 0 | | 166 | | | |
| 02:45 | 2 | | 83 | | 0 | | 90 | | 2 | | 173 | | | |
| 03:00 | 2 | 11 | 87 | 355 | 1 | 5 | 94 | 324 | 3 | 16 | 181 | 679 | | |
| 03:15 | 0 | | 100 | | 1 | | 67 | | 1 | | 167 | | | |
| 03:30 | 4 | | 82 | | 2 | | 90 | | 6 | | 172 | | | |
| 03:45 | 5 | | 86 | | 1 | | 73 | | 6 | | 159 | | | |
| 04:00 | 3 | 26 | 73 | 302 | 1 | 3 | 92 | 389 | 4 | 29 | 165 | 691 | | |
| 04:15 | 6 | | 88 | | 0 | | 86 | | 6 | | 174 | | | |
| 04:30 | 5 | | 67 | | 0 | | 104 | | 5 | | 171 | | | |
| 04:45 | 12 | | 74 | | 2 | | 107 | | 14 | | 181 | | | |
| 05:00 | 20 | 98 | 100 | 290 | 0 | 13 | 108 | 379 | 20 | 111 | 208 | 669 | | |
| 05:15 | 12 | | 64 | | 3 | | 101 | | 15 | | 165 | | | |
| 05:30 | 33 | | 70 | | 4 | | 92 | | 37 | | 162 | | | |
| 05:45 | 33 | | 56 | | 6 | | 78 | | 39 | | 134 | | | |
| 06:00 | 31 | 201 | 70 | 210 | 10 | 60 | 77 | 320 | 41 | 261 | 147 | 530 | | |
| 06:15 | 55 | | 52 | | 13 | | 88 | | 68 | | 140 | | | |
| 06:30 | 51 | | 46 | | 21 | | 83 | | 72 | | 129 | | | |
| 06:45 | 64 | | 42 | | 16 | | 72 | | 80 | | 114 | | | |
| 07:00 | 73 | 405 | 41 | 146 | 38 | 167 | 64 | 220 | 111 | 572 | 105 | 366 | | |
| 07:15 | 109 | | 35 | | 29 | | 48 | | 138 | | 83 | | | |
| 07:30 | 128 | | 36 | | 44 | | 56 | | 172 | | 92 | | | |
| 07:45 | 95 | | 34 | | 56 | | 52 | | 151 | | 86 | | | |
| 08:00 | 79 | 366 | 29 | 90 | 46 | 188 | 41 | 163 | 125 | 554 | 70 | 253 | | |
| 08:15 | 90 | | 21 | | 40 | | 30 | | 130 | | 51 | | | |
| 08:30 | 90 | | 19 | | 48 | | 46 | | 138 | | 65 | | | |
| 08:45 | 107 | | 21 | | 54 | | 46 | | 161 | | 67 | | | |
| 09:00 | 74 | 322 | 17 | 59 | 54 | 206 | 28 | 108 | 128 | 528 | 45 | 167 | | |
| 09:15 | 78 | | 10 | | 62 | | 30 | | 140 | | 40 | | | |
| 09:30 | 86 | | 18 | | 48 | | 27 | | 134 | | 45 | | | |
| 09:45 | 84 | | 14 | | 42 | | 23 | | 126 | | 37 | | | |
| 10:00 | 92 | 338 | 9 | 34 | 54 | 247 | 20 | 70 | 146 | 585 | 29 | 104 | | |
| 10:15 | 81 | | 10 | | 53 | | 16 | | 134 | | 26 | | | |
| 10:30 | 86 | | 10 | | 69 | | 23 | | 155 | | 33 | | | |
| 10:45 | 79 | | 5 | | 71 | | 11 | | 150 | | 16 | | | |
| 11:00 | 80 | 322 | 12 | 33 | 64 | 279 | 10 | 32 | 144 | 601 | 22 | 65 | | |
| 11:15 | 90 | | 3 | | 60 | | 8 | | 150 | | 11 | | | |
| 11:30 | 82 | | 8 | | 75 | | 8 | | 157 | | 16 | | | |
| 11:45 | 70 | | 10 | | 80 | | 6 | | 150 | | 16 | | | |
| Totals | 2,111 | | 2,483 | | 1,197 | | 2,904 | | 3,308 | | 5,387 | | | |
| Split% | 63.8 | | 46.1 | | 36.2 | | 53.9 | | | | | | | |
| Day Totals | | 4,594 | | | | 4,101 | | | | 8,695 | | | | |
| Day Splits | | 52.8 | | | | 47.2 | | | | | | | | |
| Peak Hour | 07:15 | | 03:00 | | 11:00 | | 04:30 | | 10:45 | | 04:15 | | | |
| Volume | 411 | | 355 | | 279 | | 420 | | 601 | | 734 | | | |
| Factor | 0.80 | | 0.89 | | 0.87 | | 0.97 | | 0.96 | | 0.88 | | | |

City of San Clemente Engineering Division

Project: Traffic Calming
Project Location: N. Ola Vista from Cabrillo to Miramar
Survey Location: Ave Miramar W. Ola Visa

Miramar217P
Site Code: 217MIRA

Ola Vista
Palizada

| Start Time | 17-Apr-17 | | Tue | | Wed | | Thu | | Fri | | Sat | | Sun | | Week Average | |
|------------|-----------|----|-----------|-----------|-----------|-----------|-----------|-----------|-----------|-----------|-----------|-----------|-----------|-----------|--------------|-----------|
| | EB | WB | EB | WB | EB | WB | EB | WB | EB | WB | EB | WB | EB | WB | EB | WB |
| 12:00 AM | * | * | * | * | 5 | 5 | 3 | 4 | 1 | 4 | 9 | 9 | 12 | 7 | 6 | 6 |
| 01:00 | * | * | * | * | 1 | 2 | 7 | 1 | 2 | 1 | 4 | 5 | 4 | 10 | 4 | 4 |
| 02:00 | * | * | * | * | 3 | 1 | 1 | 1 | 2 | 2 | 3 | 9 | 3 | 3 | 2 | 3 |
| 03:00 | * | * | * | * | 3 | 2 | 1 | 1 | 1 | 2 | 3 | 2 | 2 | 1 | 2 | 2 |
| 04:00 | * | * | * | * | 3 | 0 | 2 | 3 | 5 | 3 | 3 | 0 | 4 | 1 | 3 | 1 |
| 05:00 | * | * | * | * | 10 | 3 | 5 | 2 | 6 | 3 | 6 | 1 | 7 | 3 | 7 | 2 |
| 06:00 | * | * | * | * | 27 | 4 | 28 | 4 | 24 | 2 | 18 | 6 | 14 | 6 | 22 | 4 |
| 07:00 | * | * | * | * | 58 | 36 | 52 | 42 | 60 | 40 | 32 | 16 | 15 | 9 | 43 | 29 |
| 08:00 | * | * | * | * | 51 | 34 | 57 | 25 | 60 | 46 | 38 | 26 | 37 | 25 | 49 | 31 |
| 09:00 | * | * | * | * | 41 | 31 | 53 | 18 | 37 | 28 | 67 | 30 | 56 | 31 | 51 | 28 |
| 10:00 | * | * | * | * | 48 | 21 | 43 | 25 | 55 | 35 | 65 | 46 | 61 | 34 | 54 | 32 |
| 11:00 | * | * | 42 | 33 | 42 | 28 | 47 | 32 | 65 | 49 | 62 | 44 | 60 | 41 | 53 | 38 |
| 12:00 PM | * | * | 47 | 47 | 50 | 29 | 55 | 23 | 56 | 29 | 81 | 47 | 52 | 44 | 57 | 36 |
| 01:00 | * | * | 55 | 37 | 46 | 20 | 50 | 29 | 48 | 57 | 60 | 38 | 57 | 47 | 53 | 38 |
| 02:00 | * | * | 67 | 45 | 63 | 43 | 55 | 66 | 73 | 50 | 69 | 34 | 63 | 40 | 65 | 46 |
| 03:00 | * | * | 49 | 44 | 58 | 54 | 54 | 45 | 63 | 57 | 59 | 43 | 55 | 24 | 56 | 44 |
| 04:00 | * | * | 65 | 51 | 68 | 46 | 65 | 48 | 69 | 59 | 52 | 35 | 48 | 39 | 61 | 46 |
| 05:00 | * | * | 73 | 66 | 73 | 53 | 67 | 54 | 79 | 42 | 68 | 51 | 72 | 50 | 72 | 53 |
| 06:00 | * | * | 60 | 57 | 51 | 37 | 43 | 51 | 69 | 60 | 69 | 36 | 53 | 39 | 58 | 47 |
| 07:00 | * | * | 42 | 33 | 45 | 34 | 52 | 38 | 74 | 50 | 53 | 32 | 39 | 32 | 51 | 36 |
| 08:00 | * | * | 28 | 37 | 33 | 37 | 43 | 31 | 59 | 35 | 51 | 16 | 20 | 26 | 39 | 30 |
| 09:00 | * | * | 21 | 16 | 13 | 24 | 17 | 20 | 51 | 32 | 27 | 37 | 11 | 17 | 23 | 24 |
| 10:00 | * | * | 14 | 15 | 17 | 17 | 13 | 21 | 36 | 30 | 23 | 24 | 12 | 14 | 19 | 20 |
| 11:00 | * | * | 6 | 6 | 3 | 4 | 6 | 7 | 22 | 20 | 14 | 11 | 7 | 5 | 10 | 9 |
| Lane Day | 0 | 0 | 569 | 487 | 812 | 565 | 819 | 591 | 1017 | 736 | 936 | 598 | 764 | 548 | 860 | 609 |
| AM Peak | - | - | 11:00 | 11:00 | 07:00 | 07:00 | 08:00 | 07:00 | 11:00 | 11:00 | 09:00 | 10:00 | 10:00 | 11:00 | 10:00 | 11:00 |
| Vol. | - | - | 42 | 33 | 58 | 36 | 57 | 42 | 65 | 49 | 67 | 46 | 61 | 41 | 54 | 38 |
| PM Peak | - | - | 17:00 | 17:00 | 17:00 | 15:00 | 17:00 | 14:00 | 17:00 | 18:00 | 12:00 | 17:00 | 17:00 | 17:00 | 17:00 | 17:00 |
| Vol. | - | - | 73 | 66 | 73 | 54 | 67 | 66 | 79 | 60 | 81 | 51 | 72 | 50 | 72 | 53 |

City of San Clemente Engineering Division

Project: Traffic Calming
Project Location: N. Ola Vista from Cabrillo to Miramar
Survey Location: Ave Miramar W. Ola Visa

Miramar217P
Site Code: 217MIRA

Ola Vista
Palizada

| Start Time | 24-Apr-17 | | Tue | | Wed | | Thu | | Fri | | Sat | | Sun | | Week Average | |
|------------|-----------|-------|-------|-------|-------|-------|-----|----|-----|----|-----|----|-----|----|--------------|-------|
| | EB | WB | EB | WB | EB | WB | EB | WB | EB | WB | EB | WB | EB | WB | EB | WB |
| 12:00 AM | 2 | 4 | 7 | 2 | 5 | 4 | * | * | * | * | * | * | * | * | 5 | 3 |
| 01:00 | 6 | 4 | 2 | 0 | 1 | 2 | * | * | * | * | * | * | * | * | 3 | 2 |
| 02:00 | 2 | 2 | 1 | 2 | 0 | 1 | * | * | * | * | * | * | * | * | 1 | 2 |
| 03:00 | 4 | 4 | 1 | 1 | 1 | 2 | * | * | * | * | * | * | * | * | 2 | 2 |
| 04:00 | 3 | 1 | 3 | 0 | 1 | 0 | * | * | * | * | * | * | * | * | 2 | 0 |
| 05:00 | 10 | 5 | 5 | 2 | 9 | 3 | * | * | * | * | * | * | * | * | 8 | 3 |
| 06:00 | 25 | 7 | 26 | 5 | 24 | 3 | * | * | * | * | * | * | * | * | 25 | 5 |
| 07:00 | 43 | 37 | 58 | 48 | 50 | 35 | * | * | * | * | * | * | * | * | 50 | 40 |
| 08:00 | 55 | 28 | 70 | 38 | 69 | 37 | * | * | * | * | * | * | * | * | 65 | 34 |
| 09:00 | 36 | 31 | 40 | 25 | * | * | * | * | * | * | * | * | * | * | 38 | 28 |
| 10:00 | 29 | 17 | 42 | 23 | * | * | * | * | * | * | * | * | * | * | 36 | 20 |
| 11:00 | 38 | 27 | 45 | 28 | * | * | * | * | * | * | * | * | * | * | 42 | 28 |
| 12:00 PM | 33 | 29 | 54 | 41 | * | * | * | * | * | * | * | * | * | * | 44 | 35 |
| 01:00 | 37 | 34 | 62 | 37 | * | * | * | * | * | * | * | * | * | * | 50 | 36 |
| 02:00 | 36 | 45 | 40 | 35 | * | * | * | * | * | * | * | * | * | * | 38 | 40 |
| 03:00 | 28 | 39 | 52 | 62 | * | * | * | * | * | * | * | * | * | * | 40 | 50 |
| 04:00 | 51 | 36 | 66 | 47 | * | * | * | * | * | * | * | * | * | * | 58 | 42 |
| 05:00 | 46 | 42 | 47 | 51 | * | * | * | * | * | * | * | * | * | * | 46 | 46 |
| 06:00 | 37 | 39 | 62 | 40 | * | * | * | * | * | * | * | * | * | * | 50 | 40 |
| 07:00 | 28 | 34 | 52 | 40 | * | * | * | * | * | * | * | * | * | * | 40 | 37 |
| 08:00 | 20 | 30 | 25 | 30 | * | * | * | * | * | * | * | * | * | * | 22 | 30 |
| 09:00 | 19 | 14 | 22 | 30 | * | * | * | * | * | * | * | * | * | * | 20 | 22 |
| 10:00 | 12 | 11 | 17 | 13 | * | * | * | * | * | * | * | * | * | * | 14 | 12 |
| 11:00 | 6 | 11 | 8 | 8 | * | * | * | * | * | * | * | * | * | * | 7 | 10 |
| Lane Day | 606 | 531 | 807 | 608 | 160 | 87 | 0 | 0 | 0 | 0 | 0 | 0 | 0 | 0 | 706 | 567 |
| AM Peak | 08:00 | 07:00 | 08:00 | 07:00 | 08:00 | 08:00 | - | - | - | - | - | - | - | - | 08:00 | 07:00 |
| Vol. | 55 | 37 | 70 | 48 | 69 | 37 | - | - | - | - | - | - | - | - | 65 | 40 |
| PM Peak | 16:00 | 14:00 | 16:00 | 15:00 | - | - | - | - | - | - | - | - | - | - | 16:00 | 15:00 |
| Vol. | 51 | 45 | 66 | 62 | - | - | - | - | - | - | - | - | - | - | 58 | 50 |

| | | | | | | | | |
|-------------|-----------|------------|------|------|------|------|------|------|
| Comb. Total | 1137 | 2471 | 1624 | 1410 | 1753 | 1534 | 1312 | 2742 |
| ADT | ADT 1,424 | AADT 1,424 | | | | | | |

Transportation Studies, Inc.

2640 Walnut Avenue, Suite L
Tustin, CA. 92780

Location : AVENIDA VISTA MONTANA
Segment : S/O CALLE DEL CERRO LOWER
Client : CITY SAN CLEMENT

Site: AN CLEMENTE
Date: 01/24/19

| Interval | NB | | | | SB | | | | Combined | | Day: | Thursday |
|------------|-------|-------|-------|-----|-------|-------|-------|-----|----------|-------|-------|----------|
| | AM | | PM | | AM | | PM | | AM | PM | | |
| 12:00 | 1 | 8 | 44 | 159 | 3 | 5 | 50 | 219 | 4 | 13 | 94 | 378 |
| 12:15 | 1 | | 38 | | 0 | | 49 | | 1 | | 87 | |
| 12:30 | 4 | | 40 | | 0 | | 66 | | 4 | | 106 | |
| 12:45 | 2 | | 37 | | 2 | | 54 | | 4 | | 91 | |
| 01:00 | 1 | 2 | 36 | 151 | 0 | 2 | 58 | 300 | 1 | 4 | 94 | 451 |
| 01:15 | 1 | | 30 | | 0 | | 58 | | 1 | | 88 | |
| 01:30 | 0 | | 38 | | 2 | | 82 | | 2 | | 120 | |
| 01:45 | 0 | | 47 | | 0 | | 102 | | 0 | | 149 | |
| 02:00 | 0 | 5 | 78 | 267 | 0 | 1 | 118 | 385 | 0 | 6 | 196 | 652 |
| 02:15 | 0 | | 102 | | 1 | | 114 | | 1 | | 216 | |
| 02:30 | 0 | | 41 | | 0 | | 82 | | 0 | | 123 | |
| 02:45 | 5 | | 46 | | 0 | | 71 | | 5 | | 117 | |
| 03:00 | 2 | 10 | 42 | 157 | * | | 70 | 297 | * | | 112 | 454 |
| 03:15 | 2 | | 46 | | 0 | | 82 | | 2 | | 128 | |
| 03:30 | 2 | | 31 | | 0 | | 70 | | 2 | | 101 | |
| 03:45 | 4 | | 38 | | 2 | | 75 | | 6 | | 113 | |
| 04:00 | 5 | 28 | 45 | 177 | 0 | 3 | 59 | 278 | 5 | 31 | 104 | 455 |
| 04:15 | 5 | | 43 | | 0 | | 90 | | 5 | | 133 | |
| 04:30 | 8 | | 46 | | 2 | | 69 | | 10 | | 115 | |
| 04:45 | 10 | | 43 | | 1 | | 60 | | 11 | | 103 | |
| 05:00 | 8 | 69 | 46 | 188 | 0 | 31 | 40 | 103 | 8 | 100 | 86 | 291 |
| 05:15 | 11 | | 54 | | 1 | | 28 | | 12 | | 82 | |
| 05:30 | 24 | | 44 | | 14 | | 21 | | 38 | | 65 | |
| 05:45 | 26 | | 44 | | 16 | | 14 | | 42 | | 58 | |
| 06:00 | 33 | 162 | 62 | 159 | 18 | 73 | 14 | 83 | 51 | 235 | 76 | 242 |
| 06:15 | 30 | | 26 | | 14 | | 24 | | 44 | | 50 | |
| 06:30 | 39 | | 35 | | 25 | | 24 | | 64 | | 59 | |
| 06:45 | 60 | | 36 | | 16 | | 21 | | 76 | | 57 | |
| 07:00 | 58 | 276 | 15 | 69 | 16 | 105 | 15 | 46 | 74 | 381 | 30 | 115 |
| 07:15 | 68 | | 12 | | 17 | | 15 | | 85 | | 27 | |
| 07:30 | 58 | | 26 | | 37 | | 14 | | 95 | | 40 | |
| 07:45 | 92 | | 16 | | 35 | | 2 | | 127 | | 18 | |
| 08:00 | 87 | 293 | 12 | 47 | 66 | 214 | 14 | 51 | 153 | 507 | 26 | 98 |
| 08:15 | 74 | | 16 | | 74 | | 16 | | 148 | | 32 | |
| 08:30 | 72 | | 6 | | 32 | | 13 | | 104 | | 19 | |
| 08:45 | 60 | | 13 | | 42 | | 8 | | 102 | | 21 | |
| 09:00 | 54 | 196 | 13 | 52 | 32 | 96 | 17 | 31 | 86 | 292 | 30 | 83 |
| 09:15 | 38 | | 15 | | 22 | | 2 | | 60 | | 17 | |
| 09:30 | 50 | | 14 | | 21 | | 8 | | 71 | | 22 | |
| 09:45 | 54 | | 10 | | 21 | | 4 | | 75 | | 14 | |
| 10:00 | 22 | 164 | 5 | 24 | 21 | 91 | 4 | 25 | 43 | 255 | 9 | 49 |
| 10:15 | 45 | | 6 | | 10 | | 9 | | 55 | | 15 | |
| 10:30 | 36 | | 11 | | 20 | | 6 | | 56 | | 17 | |
| 10:45 | 61 | | 2 | | 40 | | 6 | | 101 | | 8 | |
| 11:00 | 75 | 222 | 4 | 10 | 46 | 210 | 2 | 9 | 121 | 432 | 6 | 19 |
| 11:15 | 52 | | 1 | | 61 | | 1 | | 113 | | 2 | |
| 11:30 | 58 | | 3 | | 61 | | 2 | | 119 | | 5 | |
| 11:45 | 37 | | 2 | | 42 | | 4 | | 79 | | 6 | |
| Totals | 1,435 | | 1,460 | | 833 | | 1,827 | | 2,266 | | 3,287 | |
| Split% | 63.3 | | 44.4 | | 36.8 | | 55.6 | | | | | |
| Day Totals | | 2,895 | | | | 2,660 | | | | 5,553 | | |
| Day Splits | | 52.1 | | | | 47.9 | | | | | | |
| Peak Hour | 07:45 | | 01:45 | | 08:00 | | 01:30 | | 07:45 | | 01:45 | |
| Volume | 325 | | 268 | | 214 | | 416 | | 532 | | 684 | |
| Factor | 0.88 | | 0.66 | | 0.72 | | 0.88 | | 0.87 | | 0.79 | |

Transportation Studies, Inc.

2640 Walnut Avenue, Suite L
Tustin, CA. 92780

Location : AVENIDA VISTA MONTANA
Segment : S/O CALLE DEL CERRO UPPER
Client : CITY SAN CLEMENT

Site: AN CLEMENTE
Date: 01/24/19

| Interval | NB | | | | SB | | | | Combined | | Day: | Thursday |
|------------|-------|-------|-------|-----|-------|-------|-------|-----|----------|-------|-------|----------|
| | AM | | PM | | AM | | PM | | AM | PM | | |
| 12:00 | 2 | 5 | 13 | 100 | 5 | 11 | 24 | 115 | 7 | 16 | 37 | 215 |
| 12:15 | 1 | | 29 | | 3 | | 36 | | 4 | | 65 | |
| 12:30 | 0 | | 26 | | 2 | | 28 | | 2 | | 54 | |
| 12:45 | 2 | | 32 | | 1 | | 27 | | 3 | | 59 | |
| 01:00 | 0 | 2 | 21 | 105 | 3 | 5 | 32 | 154 | 3 | 7 | 53 | 259 |
| 01:15 | 1 | | 21 | | 0 | | 43 | | 1 | | 64 | |
| 01:30 | 1 | | 29 | | 1 | | 41 | | 2 | | 70 | |
| 01:45 | 0 | | 34 | | 1 | | 38 | | 1 | | 72 | |
| 02:00 | 0 | 2 | 39 | 142 | 0 | 0 | 40 | 132 | 0 | 2 | 79 | 274 |
| 02:15 | 1 | | 38 | | 0 | | 32 | | 1 | | 70 | |
| 02:30 | 1 | | 34 | | 0 | | 28 | | 1 | | 62 | |
| 02:45 | 0 | | 31 | | 0 | | 32 | | 0 | | 63 | |
| 03:00 | 0 | 4 | 32 | 141 | 2 | 2 | 42 | 175 | 2 | 6 | 74 | 316 |
| 03:15 | 1 | | 39 | | 0 | | 34 | | 1 | | 73 | |
| 03:30 | 2 | | 30 | | 0 | | 40 | | 2 | | 70 | |
| 03:45 | 1 | | 40 | | 0 | | 59 | | 1 | | 99 | |
| 04:00 | 0 | 9 | 28 | 128 | 1 | 2 | 44 | 169 | 1 | 11 | 72 | 297 |
| 04:15 | 1 | | 35 | | 0 | | 38 | | 1 | | 73 | |
| 04:30 | 2 | | 31 | | 0 | | 44 | | 2 | | 75 | |
| 04:45 | 6 | | 34 | | 1 | | 43 | | 7 | | 77 | |
| 05:00 | 5 | 36 | 31 | 121 | 1 | 2 | 44 | 206 | 6 | 38 | 75 | 327 |
| 05:15 | 9 | | 28 | | 0 | | 58 | | 9 | | 86 | |
| 05:30 | 9 | | 37 | | 0 | | 50 | | 9 | | 87 | |
| 05:45 | 13 | | 25 | | 1 | | 54 | | 14 | | 79 | |
| 06:00 | 12 | 103 | 34 | 110 | 3 | 99 | 48 | 159 | 15 | 202 | 82 | 269 |
| 06:15 | 19 | | 28 | | 15 | | 44 | | 34 | | 72 | |
| 06:30 | 32 | | 26 | | 61 | | 34 | | 93 | | 60 | |
| 06:45 | 40 | | 22 | | 20 | | 33 | | 60 | | 55 | |
| 07:00 | 29 | 240 | 18 | 57 | 12 | 127 | 34 | 112 | 41 | 367 | 52 | 169 |
| 07:15 | 99 | | 11 | | 46 | | 32 | | 145 | | 43 | |
| 07:30 | 57 | | 14 | | 49 | | 24 | | 106 | | 38 | |
| 07:45 | 55 | | 14 | | 20 | | 22 | | 75 | | 36 | |
| 08:00 | 57 | 199 | 9 | 44 | 20 | 91 | 33 | 97 | 77 | 290 | 42 | 141 |
| 08:15 | 48 | | 9 | | 21 | | 22 | | 69 | | 31 | |
| 08:30 | 50 | | 11 | | 30 | | 24 | | 80 | | 35 | |
| 08:45 | 44 | | 15 | | 20 | | 18 | | 64 | | 33 | |
| 09:00 | 25 | 121 | 6 | 31 | 24 | 74 | 12 | 54 | 49 | 195 | 18 | 85 |
| 09:15 | 21 | | 11 | | 15 | | 13 | | 36 | | 24 | |
| 09:30 | 44 | | 9 | | 12 | | 16 | | 56 | | 25 | |
| 09:45 | 31 | | 5 | | 23 | | 13 | | 54 | | 18 | |
| 10:00 | 34 | 120 | 6 | 22 | 14 | 80 | 8 | 37 | 48 | 200 | 14 | 59 |
| 10:15 | 36 | | 5 | | 21 | | 15 | | 57 | | 20 | |
| 10:30 | 23 | | 4 | | 24 | | 6 | | 47 | | 10 | |
| 10:45 | 27 | | 7 | | 21 | | 8 | | 48 | | 15 | |
| 11:00 | 30 | 131 | 5 | 12 | 17 | 105 | 7 | 28 | 47 | 236 | 12 | 40 |
| 11:15 | 34 | | 2 | | 28 | | 8 | | 62 | | 10 | |
| 11:30 | 34 | | 3 | | 28 | | 8 | | 62 | | 11 | |
| 11:45 | 33 | | 2 | | 32 | | 5 | | 65 | | 7 | |
| Totals | 972 | | 1,013 | | 598 | | 1,438 | | 1,570 | | 2,451 | |
| Split% | 61.9 | | 41.3 | | 38.1 | | 58.7 | | | | | |
| Day Totals | | 1,985 | | | | 2,036 | | | | 4,021 | | |
| Day Splits | | 49.4 | | | | 50.6 | | | | | | |
| Peak Hour | 07:15 | | 01:45 | | 06:30 | | 05:15 | | 07:15 | | 05:15 | |
| Volume | 268 | | 145 | | 139 | | 210 | | 403 | | 334 | |
| Factor | 0.68 | | 0.93 | | 0.57 | | 0.91 | | 0.69 | | 0.96 | |

Transportation Studies, Inc.

2640 Walnut Avenue, Suite L
Tustin, CA. 92780

Location : CALLE NEGOCIO
Segment : N/O CALLE AMANECER
Client : CITY SAN CLEMENT

Site: AN CLEMENTE
Date: 02/19/19

| Interval | NB | | | | SB | | | | Combined | | | | Day: | Tuesday |
|------------|-------|-------|-------|-----|-------|-------|-------|-----|----------|-------|-------|-----|------|---------|
| | AM | | PM | | AM | | PM | | AM | | PM | | | |
| 12:00 | 0 | 1 | 63 | 261 | 1 | 1 | 74 | 248 | 1 | 2 | 137 | 509 | | |
| 12:15 | 0 | | 72 | | 0 | | 64 | | 0 | | 136 | | | |
| 12:30 | 1 | | 60 | | 0 | | 64 | | 1 | | 124 | | | |
| 12:45 | 0 | | 66 | | 0 | | 46 | | 0 | | 112 | | | |
| 01:00 | 0 | 3 | 64 | 253 | 1 | 5 | 80 | 257 | 1 | 8 | 144 | 510 | | |
| 01:15 | 2 | | 92 | | 3 | | 50 | | 5 | | 142 | | | |
| 01:30 | 0 | | 52 | | 0 | | 69 | | 0 | | 121 | | | |
| 01:45 | 1 | | 45 | | 1 | | 58 | | 2 | | 103 | | | |
| 02:00 | 0 | 0 | 48 | 203 | 0 | 0 | 40 | 244 | 0 | 0 | 88 | 447 | | |
| 02:15 | 0 | | 50 | | 0 | | 52 | | 0 | | 102 | | | |
| 02:30 | 0 | | 53 | | 0 | | 88 | | 0 | | 141 | | | |
| 02:45 | 0 | | 52 | | 0 | | 64 | | 0 | | 116 | | | |
| 03:00 | 2 | 5 | 50 | 205 | 1 | 3 | 46 | 240 | 3 | 8 | 96 | 445 | | |
| 03:15 | 1 | | 60 | | 1 | | 54 | | 2 | | 114 | | | |
| 03:30 | 0 | | 43 | | 0 | | 76 | | 0 | | 119 | | | |
| 03:45 | 2 | | 52 | | 1 | | 64 | | 3 | | 116 | | | |
| 04:00 | 0 | 9 | 54 | 199 | 1 | 5 | 74 | 344 | 1 | 14 | 128 | 543 | | |
| 04:15 | 0 | | 60 | | 1 | | 77 | | 1 | | 137 | | | |
| 04:30 | 3 | | 42 | | 1 | | 102 | | 4 | | 144 | | | |
| 04:45 | 6 | | 43 | | 2 | | 91 | | 8 | | 134 | | | |
| 05:00 | 12 | 46 | 27 | 135 | 0 | 6 | 107 | 302 | 12 | 52 | 134 | 437 | | |
| 05:15 | 5 | | 16 | | 0 | | 56 | | 5 | | 72 | | | |
| 05:30 | 6 | | 38 | | 2 | | 66 | | 8 | | 104 | | | |
| 05:45 | 23 | | 54 | | 4 | | 73 | | 27 | | 127 | | | |
| 06:00 | 16 | 89 | 16 | 96 | 10 | 27 | 60 | 152 | 26 | 116 | 76 | 248 | | |
| 06:15 | 24 | | 20 | | 1 | | 42 | | 25 | | 62 | | | |
| 06:30 | 29 | | 25 | | 4 | | 28 | | 33 | | 53 | | | |
| 06:45 | 20 | | 35 | | 12 | | 22 | | 32 | | 57 | | | |
| 07:00 | 48 | 254 | 20 | 87 | 12 | 82 | 51 | 117 | 60 | 336 | 71 | 204 | | |
| 07:15 | 46 | | 20 | | 10 | | 31 | | 56 | | 51 | | | |
| 07:30 | 63 | | 23 | | 22 | | 15 | | 85 | | 38 | | | |
| 07:45 | 97 | | 24 | | 38 | | 20 | | 135 | | 44 | | | |
| 08:00 | 88 | 258 | 5 | 18 | 26 | 90 | 23 | 83 | 114 | 348 | 28 | 101 | | |
| 08:15 | 52 | | 5 | | 28 | | 17 | | 80 | | 22 | | | |
| 08:30 | 58 | | 5 | | 22 | | 31 | | 80 | | 36 | | | |
| 08:45 | 60 | | 3 | | 14 | | 12 | | 74 | | 15 | | | |
| 09:00 | 66 | 237 | 6 | 17 | 32 | 160 | 44 | 87 | 98 | 397 | 50 | 104 | | |
| 09:15 | 62 | | 5 | | 38 | | 16 | | 100 | | 21 | | | |
| 09:30 | 53 | | 1 | | 54 | | 22 | | 107 | | 23 | | | |
| 09:45 | 56 | | 5 | | 36 | | 5 | | 92 | | 10 | | | |
| 10:00 | 50 | 211 | 1 | 3 | 40 | 194 | 7 | 13 | 90 | 405 | 8 | 16 | | |
| 10:15 | 62 | | 1 | | 58 | | 1 | | 120 | | 2 | | | |
| 10:30 | 44 | | 1 | | 50 | | 1 | | 94 | | 2 | | | |
| 10:45 | 55 | | 0 | | 46 | | 4 | | 101 | | 4 | | | |
| 11:00 | 58 | 189 | 1 | 1 | 42 | 211 | 3 | 7 | 100 | 400 | 4 | 8 | | |
| 11:15 | 38 | | 0 | | 48 | | 1 | | 86 | | 1 | | | |
| 11:30 | 45 | | 0 | | 68 | | 2 | | 113 | | 2 | | | |
| 11:45 | 48 | | 0 | | 53 | | 1 | | 101 | | 1 | | | |
| Totals | 1,302 | | 1,478 | | 784 | | 2,094 | | 2,086 | | 3,572 | | | |
| Split% | 62.4 | | 41.4 | | 37.6 | | 58.6 | | | | | | | |
| Day Totals | | 2,780 | | | | 2,878 | | | | 5,658 | | | | |
| Day Splits | | 49.1 | | | | 50.9 | | | | | | | | |
| Peak Hour | 07:30 | | 12:30 | | 11:00 | | 04:15 | | 10:15 | | 04:15 | | | |
| Volume | 300 | | 282 | | 211 | | 377 | | 415 | | 549 | | | |
| Factor | 0.77 | | 0.77 | | 0.78 | | 0.88 | | 0.86 | | 0.95 | | | |

Transportation Studies, Inc.

2640 Walnut Avenue, Suite L
Tustin, CA. 92780

Location : CALLE NUEVO
Segment : S/O CAMINO DE LOS MARES
Client : CITY SAN CLEMENT

Site: AN CLEMENTE
Date: 02/19/19

| Interval | SB | | | | NB | | | | Combined | | Day: | Tuesday |
|------------|-------|------|-------|----|-------|------|-------|----|----------|-----|-------|---------|
| | AM | | PM | | AM | | PM | | AM | PM | | |
| 12:00 | 2 | 4 | 25 | 68 | 1 | 1 | 20 | 74 | 3 | 5 | 45 | 142 |
| 12:15 | 1 | | 12 | | 0 | | 22 | | 1 | | 34 | |
| 12:30 | 1 | | 13 | | 0 | | 16 | | 1 | | 29 | |
| 12:45 | 0 | | 18 | | 0 | | 16 | | 0 | | 34 | |
| 01:00 | 1 | 2 | 20 | 80 | 0 | 1 | 16 | 57 | 1 | 3 | 36 | 137 |
| 01:15 | 1 | | 18 | | 0 | | 14 | | 1 | | 32 | |
| 01:30 | 0 | | 22 | | 1 | | 14 | | 1 | | 36 | |
| 01:45 | 0 | | 20 | | 0 | | 13 | | 0 | | 33 | |
| 02:00 | 0 | 0 | 9 | 54 | 0 | 0 | 12 | 50 | 0 | 0 | 21 | 104 |
| 02:15 | 0 | | 11 | | 0 | | 14 | | 0 | | 25 | |
| 02:30 | 0 | | 17 | | 0 | | 15 | | 0 | | 32 | |
| 02:45 | 0 | | 17 | | 0 | | 9 | | 0 | | 26 | |
| 03:00 | 0 | 0 | 19 | 74 | 0 | 2 | 20 | 66 | 0 | 2 | 39 | 140 |
| 03:15 | 0 | | 20 | | 0 | | 12 | | 0 | | 32 | |
| 03:30 | 0 | | 18 | | 0 | | 19 | | 0 | | 37 | |
| 03:45 | 0 | | 17 | | 2 | | 15 | | 2 | | 32 | |
| 04:00 | 1 | 1 | 19 | 72 | 0 | 3 | 12 | 61 | 1 | 4 | 31 | 133 |
| 04:15 | 0 | | 21 | | 2 | | 22 | | 2 | | 43 | |
| 04:30 | 0 | | 11 | | 1 | | 12 | | 1 | | 23 | |
| 04:45 | 0 | | 21 | | 0 | | 15 | | 0 | | 36 | |
| 05:00 | 0 | 4 | 18 | 71 | 0 | 8 | 8 | 36 | 0 | 12 | 26 | 107 |
| 05:15 | 1 | | 12 | | 0 | | 8 | | 1 | | 20 | |
| 05:30 | 1 | | 24 | | 4 | | 7 | | 5 | | 31 | |
| 05:45 | 2 | | 17 | | 4 | | 13 | | 6 | | 30 | |
| 06:00 | 0 | 8 | 15 | 44 | 8 | 36 | 14 | 38 | 8 | 44 | 29 | 82 |
| 06:15 | 1 | | 13 | | 10 | | 10 | | 11 | | 23 | |
| 06:30 | 3 | | 10 | | 7 | | 8 | | 10 | | 18 | |
| 06:45 | 4 | | 6 | | 11 | | 6 | | 15 | | 12 | |
| 07:00 | 10 | 30 | 7 | 31 | 9 | 49 | 2 | 23 | 19 | 79 | 9 | 54 |
| 07:15 | 5 | | 12 | | 12 | | 4 | | 17 | | 16 | |
| 07:30 | 7 | | 4 | | 13 | | 9 | | 20 | | 13 | |
| 07:45 | 8 | | 8 | | 15 | | 8 | | 23 | | 16 | |
| 08:00 | 6 | 36 | 13 | 33 | 12 | 61 | 1 | 11 | 18 | 97 | 14 | 44 |
| 08:15 | 12 | | 8 | | 14 | | 5 | | 26 | | 13 | |
| 08:30 | 10 | | 9 | | 18 | | 2 | | 28 | | 11 | |
| 08:45 | 8 | | 3 | | 17 | | 3 | | 25 | | 6 | |
| 09:00 | 11 | 48 | 11 | 16 | 18 | 57 | 1 | 8 | 29 | 105 | 12 | 24 |
| 09:15 | 15 | | 0 | | 8 | | 0 | | 23 | | 0 | |
| 09:30 | 11 | | 1 | | 14 | | 1 | | 25 | | 2 | |
| 09:45 | 11 | | 4 | | 17 | | 6 | | 28 | | 10 | |
| 10:00 | 14 | 60 | 2 | 7 | 22 | 70 | 3 | 7 | 36 | 130 | 5 | 14 |
| 10:15 | 5 | | 2 | | 22 | | 0 | | 27 | | 2 | |
| 10:30 | 24 | | 3 | | 11 | | 1 | | 35 | | 4 | |
| 10:45 | 17 | | 0 | | 15 | | 3 | | 32 | | 3 | |
| 11:00 | 14 | 49 | 1 | 5 | 15 | 72 | 0 | 2 | 29 | 121 | 1 | 7 |
| 11:15 | 11 | | 1 | | 16 | | 0 | | 27 | | 1 | |
| 11:30 | 11 | | 2 | | 17 | | 1 | | 28 | | 3 | |
| 11:45 | 13 | | 1 | | 24 | | 1 | | 37 | | 2 | |
| Totals | 242 | | 555 | | 360 | | 433 | | 602 | | 988 | |
| Split% | 40.2 | | 56.2 | | 59.8 | | 43.8 | | | | | |
| Day Totals | | 797 | | | | 793 | | | 1,590 | | | |
| Day Splits | | 50.1 | | | | 49.9 | | | | | | |
| Peak Hour | 10:30 | | 01:00 | | 09:30 | | 12:00 | | 10:00 | | 03:30 | |
| Volume | 66 | | 80 | | 75 | | 74 | | 130 | | 143 | |
| Factor | 0.69 | | 0.91 | | 0.85 | | 0.84 | | 0.90 | | 0.83 | |

City of San Clemente

Engineering Division

Project: Traffic Calming
 Project Location: N. Ola Vista from Cabrillo to Miramar
 Survey Location: N. Ola Visa N. of Cabrillo

OLA VISTA N. CABRILLO 4.13.17P
 Site Code: 251OLA
 Date Start: 04-Apr-17
 Date End: 13-Apr-17

| Start Time | 03-Apr-17 | | Tue | | Wed | | Thu | | Fri | | Sat | | Sun | | Week Average | |
|------------|-----------|----|-------|-------|-------|-------|-------|-------|-------|-------|-------|-------|-------|-------|--------------|-------|
| | NB | SB | NB | SB | NB | SB | NB | SB | NB | SB | NB | SB | NB | SB | NB | SB |
| 12:00 AM | * | * | * | * | 12 | 10 | 14 | 7 | 15 | 4 | 20 | 15 | 27 | 17 | 18 | 11 |
| 01:00 | * | * | * | * | 8 | 2 | 7 | 5 | 10 | 6 | 15 | 12 | 21 | 8 | 12 | 7 |
| 02:00 | * | * | * | * | 5 | 1 | 1 | 0 | 7 | 2 | 11 | 7 | 13 | 10 | 7 | 4 |
| 03:00 | * | * | * | * | 3 | 5 | 4 | 0 | 4 | 2 | 3 | 2 | 2 | 4 | 3 | 3 |
| 04:00 | * | * | * | * | 4 | 5 | 5 | 4 | 9 | 8 | 7 | 3 | 4 | 4 | 6 | 5 |
| 05:00 | * | * | * | * | 11 | 7 | 17 | 8 | 17 | 10 | 9 | 2 | 2 | 7 | 11 | 7 |
| 06:00 | * | * | * | * | 29 | 33 | 33 | 25 | 28 | 17 | 11 | 15 | 18 | 22 | 24 | 22 |
| 07:00 | * | * | * | * | 61 | 56 | 51 | 63 | 70 | 54 | 50 | 71 | 33 | 34 | 53 | 56 |
| 08:00 | * | * | * | * | 90 | 108 | 106 | 104 | 89 | 95 | 69 | 78 | 42 | 52 | 79 | 87 |
| 09:00 | * | * | * | * | 108 | 126 | 92 | 115 | 150 | 130 | 137 | 118 | 112 | 133 | 120 | 124 |
| 10:00 | * | * | 147 | 132 | 134 | 140 | 144 | 127 | 165 | 130 | 161 | 144 | 148 | 124 | 150 | 133 |
| 11:00 | * | * | 178 | 182 | 173 | 131 | 182 | 142 | 176 | 156 | 176 | 167 | 179 | 135 | 177 | 152 |
| 12:00 PM | * | * | 191 | 183 | 171 | 156 | 172 | 150 | 182 | 171 | 186 | 160 | 220 | 146 | 187 | 161 |
| 01:00 | * | * | 192 | 138 | 195 | 161 | 170 | 136 | 201 | 141 | 194 | 196 | 174 | 133 | 188 | 151 |
| 02:00 | * | * | 195 | 125 | 183 | 147 | 161 | 143 | 200 | 148 | 206 | 133 | 191 | 118 | 189 | 136 |
| 03:00 | * | * | 169 | 130 | 186 | 145 | 205 | 127 | 194 | 161 | 193 | 162 | 148 | 127 | 182 | 142 |
| 04:00 | * | * | 187 | 179 | 240 | 185 | 186 | 155 | 211 | 185 | 188 | 142 | 160 | 115 | 195 | 160 |
| 05:00 | * | * | 177 | 151 | 181 | 206 | 180 | 175 | 188 | 185 | 174 | 149 | 151 | 105 | 175 | 162 |
| 06:00 | * | * | 196 | 148 | 186 | 137 | 157 | 131 | 155 | 183 | 161 | 136 | 111 | 109 | 161 | 141 |
| 07:00 | * | * | 128 | 109 | 122 | 136 | 108 | 109 | 176 | 104 | 129 | 105 | 117 | 100 | 130 | 110 |
| 08:00 | * | * | 116 | 61 | 91 | 68 | 92 | 69 | 143 | 108 | 106 | 64 | 85 | 73 | 106 | 74 |
| 09:00 | * | * | 62 | 62 | 80 | 49 | 91 | 47 | 85 | 72 | 80 | 57 | 65 | 39 | 77 | 54 |
| 10:00 | * | * | 49 | 29 | 49 | 25 | 49 | 42 | 81 | 37 | 68 | 42 | 43 | 23 | 56 | 33 |
| 11:00 | * | * | 18 | 14 | 17 | 9 | 27 | 22 | 52 | 33 | 56 | 27 | 23 | 8 | 32 | 19 |
| Lane Day | 0 | 0 | 2005 | 1643 | 2339 | 2048 | 2254 | 1906 | 2608 | 2142 | 2410 | 2007 | 2089 | 1646 | 2338 | 1954 |
| AM Peak | - | - | 11:00 | 11:00 | 11:00 | 10:00 | 11:00 | 11:00 | 11:00 | 11:00 | 11:00 | 11:00 | 11:00 | 11:00 | 11:00 | 11:00 |
| Vol. | - | - | 178 | 182 | 173 | 140 | 182 | 142 | 176 | 156 | 176 | 167 | 179 | 135 | 177 | 152 |
| PM Peak | - | - | 18:00 | 12:00 | 16:00 | 17:00 | 15:00 | 17:00 | 16:00 | 16:00 | 14:00 | 13:00 | 12:00 | 12:00 | 16:00 | 17:00 |
| Vol. | - | - | 196 | 183 | 240 | 206 | 205 | 175 | 211 | 185 | 206 | 196 | 220 | 146 | 195 | 162 |

City of San Clemente Engineering Division

Project: Traffic Calming
Project Location: N. Ola Vista from Cabrillo to Miramar
Survey Location: N. Ola Visa N. of Cabrillo

OLA VISTA N. CABRILLO 4.13.17P
Site Code: 251OLA
Date Start: 04-Apr-17
Date End: 13-Apr-17

| Start Time | 10-Apr-17 | | Tue | | Wed | | Thu | | Fri | | Sat | | Sun | | Week Average | |
|------------|------------|------------|------------|------------|------------|------------|------------|------------|-----|----|-----|----|-----|----|--------------|------------|
| | NB | SB | NB | SB | NB | SB | NB | SB | NB | SB | NB | SB | NB | SB | NB | SB |
| 12:00 AM | 15 | 8 | 5 | 6 | 11 | 7 | 10 | 8 | * | * | * | * | * | * | 10 | 7 |
| 01:00 | 7 | 4 | 2 | 4 | 6 | 3 | 10 | 4 | * | * | * | * | * | * | 6 | 4 |
| 02:00 | 4 | 0 | 3 | 2 | 1 | 1 | 4 | 2 | * | * | * | * | * | * | 3 | 1 |
| 03:00 | 6 | 4 | 4 | 1 | 4 | 2 | 5 | 0 | * | * | * | * | * | * | 5 | 2 |
| 04:00 | 4 | 2 | 9 | 2 | 4 | 2 | 3 | 4 | * | * | * | * | * | * | 5 | 2 |
| 05:00 | 12 | 6 | 21 | 9 | 13 | 12 | 13 | 4 | * | * | * | * | * | * | 15 | 8 |
| 06:00 | 32 | 35 | 31 | 35 | 45 | 30 | 43 | 28 | * | * | * | * | * | * | 38 | 32 |
| 07:00 | 75 | 66 | 84 | 81 | 72 | 81 | 80 | 75 | * | * | * | * | * | * | 78 | 76 |
| 08:00 | 91 | 119 | 109 | 105 | 99 | 127 | 133 | 123 | * | * | * | * | * | * | 108 | 118 |
| 09:00 | 125 | 118 | 114 | 136 | 109 | 117 | 121 | 124 | * | * | * | * | * | * | 117 | 124 |
| 10:00 | 135 | 133 | 157 | 119 | 143 | 139 | 155 | 155 | * | * | * | * | * | * | 148 | 136 |
| 11:00 | 153 | 144 | 191 | 166 | 200 | 148 | 186 | 159 | * | * | * | * | * | * | 182 | 154 |
| 12:00 PM | 215 | 134 | 175 | 148 | 191 | 142 | 193 | 165 | * | * | * | * | * | * | 194 | 147 |
| 01:00 | 186 | 124 | 192 | 157 | 194 | 157 | * | * | * | * | * | * | * | * | 191 | 146 |
| 02:00 | 184 | 126 | 175 | 155 | 189 | 134 | * | * | * | * | * | * | * | * | 183 | 138 |
| 03:00 | 177 | 146 | 192 | 161 | 212 | 160 | * | * | * | * | * | * | * | * | 194 | 156 |
| 04:00 | 172 | 185 | 188 | 177 | 224 | 201 | * | * | * | * | * | * | * | * | 195 | 188 |
| 05:00 | 201 | 151 | 204 | 180 | 207 | 186 | * | * | * | * | * | * | * | * | 204 | 172 |
| 06:00 | 151 | 165 | 185 | 149 | 195 | 152 | * | * | * | * | * | * | * | * | 177 | 155 |
| 07:00 | 107 | 108 | 126 | 116 | 130 | 95 | * | * | * | * | * | * | * | * | 121 | 106 |
| 08:00 | 96 | 67 | 115 | 71 | 122 | 87 | * | * | * | * | * | * | * | * | 111 | 75 |
| 09:00 | 70 | 39 | 61 | 56 | 80 | 58 | * | * | * | * | * | * | * | * | 70 | 51 |
| 10:00 | 51 | 29 | 45 | 34 | 50 | 28 | * | * | * | * | * | * | * | * | 49 | 30 |
| 11:00 | 13 | 12 | 22 | 15 | 18 | 12 | * | * | * | * | * | * | * | * | 18 | 13 |
| Lane Day | 2282 | 1925 | 2410 | 2085 | 2519 | 2081 | 956 | 851 | 0 | 0 | 0 | 0 | 0 | 0 | 2422 | 2041 |
| AM Peak | 11:00 | 11:00 | 11:00 | 11:00 | 11:00 | 11:00 | 11:00 | 11:00 | - | - | - | - | - | - | 11:00 | 11:00 |
| Vol. | 153 | 144 | 191 | 166 | 200 | 148 | 186 | 159 | - | - | - | - | - | - | 182 | 154 |
| PM Peak | 12:00 | 16:00 | 17:00 | 17:00 | 16:00 | 16:00 | 12:00 | 12:00 | - | - | - | - | - | - | 17:00 | 16:00 |
| Vol. | 215 | 185 | 204 | 180 | 224 | 201 | 193 | 165 | - | - | - | - | - | - | 204 | 188 |

| | | | | | | | | |
|-------------|-----------|------------|------|------|------|------|------|------|
| Comb. Total | 4207 | 8143 | 8987 | 5967 | 4750 | 4417 | 3735 | 8755 |
| ADT | ADT 4,361 | AADT 4,361 | | | | | | |

City of San Clemente Engineering Division

Project: Stop Warrant
Location: Ola Vista & W. Gaviota

Ola Vista S. west Cordoba p
Date Start: 4/25/2019
Date End: 5/8/2019
Site Code: 1302OLA

| Start Time | 4/22/2019 | | Tue | | Wed | | Thu | | Fri | | Sat | | Sun | | Week Average | | |
|------------|-----------|----|-----|----|-----|----|-------|-------|-------|-------|-------|-------|-------|-------|--------------|-------|----|
| | SB | NB | SB | NB | SB | NB | SB | NB | SB | NB | SB | NB | SB | NB | SB | NB | |
| 12:00 AM | * | * | * | * | * | * | * | * | 5 | 1 | 8 | 8 | 7 | 7 | 7 | 5 | |
| 01:00 | * | * | * | * | * | * | * | * | 3 | 1 | 2 | 3 | 8 | 4 | 4 | 3 | |
| 02:00 | * | * | * | * | * | * | * | * | 0 | 0 | 3 | 5 | 1 | 2 | 1 | 2 | |
| 03:00 | * | * | * | * | * | * | * | * | 2 | 1 | 3 | 0 | 2 | 1 | 2 | 1 | |
| 04:00 | * | * | * | * | * | * | * | * | 1 | 1 | 1 | 1 | 1 | 0 | 1 | 1 | |
| 05:00 | * | * | * | * | * | * | * | * | 4 | 7 | 3 | 3 | 2 | 5 | 3 | 5 | |
| 06:00 | * | * | * | * | * | * | * | * | 16 | 13 | 15 | 13 | 7 | 5 | 13 | 10 | |
| 07:00 | * | * | * | * | * | * | * | * | 42 | 59 | 31 | 35 | 22 | 20 | 32 | 38 | |
| 08:00 | * | * | * | * | * | * | * | * | 51 | 83 | 53 | 45 | 27 | 36 | 44 | 55 | |
| 09:00 | * | * | * | * | * | * | * | * | 59 | 46 | 62 | 58 | 43 | 69 | 55 | 58 | |
| 10:00 | * | * | * | * | * | * | * | * | 54 | 50 | 75 | 49 | 77 | 68 | 69 | 56 | |
| 11:00 | * | * | * | * | * | * | * | 59 | 51 | 71 | 68 | 67 | 78 | 79 | 67 | 66 | |
| 12:00 PM | * | * | * | * | * | * | * | 63 | 69 | 75 | 69 | 73 | 71 | 65 | 86 | 69 | 74 |
| 01:00 | * | * | * | * | * | * | * | 72 | 66 | 70 | 60 | 68 | 71 | 75 | 67 | 71 | 66 |
| 02:00 | * | * | * | * | * | * | * | 61 | 74 | 82 | 78 | 79 | 59 | 64 | 61 | 72 | 68 |
| 03:00 | * | * | * | * | * | * | * | 72 | 71 | 88 | 68 | 70 | 66 | 66 | 76 | 74 | 70 |
| 04:00 | * | * | * | * | * | * | * | 65 | 84 | 89 | 74 | 68 | 63 | 58 | 61 | 70 | 70 |
| 05:00 | * | * | * | * | * | * | * | 56 | 62 | 81 | 72 | 66 | 67 | 62 | 59 | 66 | 65 |
| 06:00 | * | * | * | * | * | * | * | 44 | 48 | 69 | 75 | 52 | 60 | 45 | 64 | 52 | 62 |
| 07:00 | * | * | * | * | * | * | * | 48 | 44 | 51 | 39 | 36 | 38 | 48 | 39 | 46 | 40 |
| 08:00 | * | * | * | * | * | * | * | 35 | 17 | 60 | 30 | 39 | 27 | 30 | 11 | 41 | 21 |
| 09:00 | * | * | * | * | * | * | * | 29 | 14 | 34 | 14 | 31 | 26 | 10 | 18 | 26 | 18 |
| 10:00 | * | * | * | * | * | * | * | 8 | 6 | 27 | 21 | 23 | 31 | 11 | 7 | 17 | 16 |
| 11:00 | * | * | * | * | * | * | * | 8 | 5 | 13 | 6 | 19 | 5 | 6 | 6 | 12 | 6 |
| Lane Day | 0 | 0 | 0 | 0 | 0 | 0 | 620 | 611 | 1047 | 936 | 947 | 882 | 816 | 839 | 916 | 876 | |
| AM Peak | - | - | - | - | - | - | 11:00 | 11:00 | 11:00 | 08:00 | 10:00 | 11:00 | 11:00 | 09:00 | 10:00 | 11:00 | |
| Vol. | - | - | - | - | - | - | 59 | 51 | 71 | 83 | 75 | 78 | 79 | 69 | 69 | 66 | |
| PM Peak | - | - | - | - | - | - | 13:00 | 16:00 | 16:00 | 14:00 | 14:00 | 12:00 | 13:00 | 12:00 | 15:00 | 12:00 | |
| Vol. | - | - | - | - | - | - | 72 | 84 | 89 | 78 | 79 | 71 | 75 | 86 | 74 | 74 | |

City of San Clemente Engineering Division

Project: Stop Warrant
Location: Ola Vista & W. Gaviota

Ola Vista S. west Cordoba p
Date Start: 4/25/2019
Date End: 5/8/2019
Site Code: 1302OLA

| Start Time | 4/29/2019 | | Tue | | Wed | | Thu | | Fri | | Sat | | Sun | | Week Average | |
|------------|-----------|-----------|-----------|-----------|-----------|-----------|-----------|-----------|-----------|-----------|-----------|-----------|-----------|-----------|--------------|-----------|
| | SB | NB | SB | NB | SB | NB | SB | NB | SB | NB | SB | NB | SB | NB | SB | NB |
| 12:00 AM | 1 | 1 | 8 | 2 | 2 | 1 | 4 | 2 | 3 | 2 | 3 | 6 | 8 | 6 | 4 | 3 |
| 01:00 | 1 | 2 | 3 | 0 | 4 | 1 | 4 | 0 | 0 | 1 | 4 | 3 | 5 | 7 | 3 | 2 |
| 02:00 | 0 | 2 | 0 | 0 | 0 | 0 | 0 | 0 | 2 | 1 | 2 | 3 | 2 | 0 | 1 | 1 |
| 03:00 | 1 | 0 | 0 | 0 | 1 | 0 | 3 | 0 | 0 | 0 | 2 | 3 | 1 | 1 | 1 | 1 |
| 04:00 | 1 | 2 | 1 | 1 | 2 | 1 | 1 | 0 | 4 | 4 | 2 | 1 | 1 | 2 | 2 | 2 |
| 05:00 | 5 | 4 | 4 | 2 | 8 | 4 | 7 | 4 | 4 | 6 | 3 | 2 | 1 | 0 | 5 | 3 |
| 06:00 | 14 | 8 | 18 | 19 | 16 | 21 | 22 | 28 | 15 | 12 | 18 | 23 | 13 | 11 | 17 | 17 |
| 07:00 | 32 | 44 | 41 | 46 | 40 | 62 | 54 | 60 | 35 | 52 | 33 | 43 | 21 | 16 | 37 | 46 |
| 08:00 | 47 | 71 | 43 | 72 | 63 | 65 | 53 | 98 | 65 | 69 | 46 | 51 | 35 | 38 | 50 | 66 |
| 09:00 | 48 | 56 | 55 | 47 | 46 | 76 | 58 | 55 | 49 | 75 | 56 | 55 | 43 | 53 | 51 | 60 |
| 10:00 | 45 | 51 | 50 | 57 | 47 | 57 | 48 | 53 | 52 | 51 | 70 | 74 | 69 | 66 | 54 | 58 |
| 11:00 | 57 | 59 | 58 | 55 | 65 | 65 | 60 | 48 | 69 | 68 | 66 | 57 | 73 | 89 | 64 | 63 |
| 12:00 PM | 61 | 61 | 76 | 58 | 65 | 72 | 60 | 70 | 77 | 60 | 83 | 81 | 94 | 71 | 74 | 68 |
| 01:00 | 60 | 58 | 70 | 75 | 72 | 61 | 78 | 64 | 76 | 80 | 80 | 73 | 92 | 76 | 75 | 70 |
| 02:00 | 76 | 73 | 62 | 62 | 55 | 58 | 84 | 71 | 69 | 75 | 90 | 93 | 72 | 69 | 73 | 72 |
| 03:00 | 68 | 61 | 58 | 74 | 85 | 74 | 75 | 72 | 85 | 76 | 89 | 73 | 78 | 84 | 77 | 73 |
| 04:00 | 72 | 79 | 67 | 64 | 92 | 78 | 67 | 61 | 67 | 91 | 72 | 81 | 68 | 50 | 72 | 72 |
| 05:00 | 72 | 70 | 69 | 74 | 80 | 74 | 75 | 54 | 86 | 68 | 68 | 63 | 55 | 76 | 72 | 68 |
| 06:00 | 46 | 55 | 57 | 44 | 64 | 57 | 60 | 54 | 67 | 73 | 47 | 55 | 65 | 54 | 58 | 56 |
| 07:00 | 43 | 36 | 62 | 48 | 54 | 58 | 46 | 57 | 73 | 51 | 55 | 52 | 39 | 39 | 53 | 49 |
| 08:00 | 36 | 16 | 46 | 28 | 29 | 41 | 48 | 34 | 47 | 33 | 41 | 32 | 33 | 24 | 40 | 30 |
| 09:00 | 9 | 10 | 25 | 20 | 30 | 17 | 18 | 14 | 38 | 38 | 45 | 29 | 21 | 20 | 27 | 21 |
| 10:00 | 13 | 8 | 9 | 5 | 12 | 13 | 10 | 7 | 21 | 20 | 14 | 12 | 11 | 12 | 13 | 11 |
| 11:00 | 7 | 6 | 3 | 6 | 2 | 4 | 8 | 1 | 14 | 13 | 16 | 10 | 7 | 6 | 8 | 7 |
| Lane Day | 815 | 833 | 885 | 859 | 934 | 960 | 943 | 907 | 1018 | 1019 | 1005 | 975 | 907 | 870 | 931 | 919 |
| | 1648 | | 1744 | | 1894 | | 1850 | | 2037 | | 1980 | | 1777 | | 1850 | |
| AM Peak | 11:00 | 08:00 | 11:00 | 08:00 | 11:00 | 09:00 | 11:00 | 08:00 | 11:00 | 09:00 | 10:00 | 10:00 | 11:00 | 11:00 | 11:00 | 08:00 |
| Vol. | 57 | 71 | 58 | 72 | 65 | 76 | 60 | 98 | 69 | 75 | 70 | 74 | 73 | 89 | 64 | 66 |
| PM Peak | 14:00 | 16:00 | 12:00 | 13:00 | 16:00 | 16:00 | 14:00 | 15:00 | 17:00 | 16:00 | 14:00 | 14:00 | 12:00 | 15:00 | 15:00 | 15:00 |
| Vol. | 76 | 79 | 76 | 75 | 92 | 78 | 84 | 72 | 86 | 91 | 90 | 93 | 94 | 84 | 77 | 73 |

City of San Clemente
Engineering Division

Project: Stop Warrant
Location: Ola Vista & W. Gaviota

Ola Vista S. west Cordoba p
Date Start: 4/25/2019
Date End: 5/8/2019
Site Code: 1302OLA

| Start Time | 5/6/2019 | | Tue | | Wed | | Thu | | Fri | | Sat | | Sun | | Week Average | |
|------------|----------|-------|-------|-------|-------|-------|-----|----|-----|----|-----|----|-----|----|--------------|-------|
| | SB | NB | SB | NB | SB | NB | SB | NB | SB | NB | SB | NB | SB | NB | SB | NB |
| 12:00 AM | 0 | 2 | 3 | 1 | 1 | 3 | * | * | * | * | * | * | * | * | 1 | 2 |
| 01:00 | 1 | 3 | 1 | 1 | 0 | 0 | * | * | * | * | * | * | * | * | 1 | 1 |
| 02:00 | 0 | 4 | 1 | 1 | 1 | 1 | * | * | * | * | * | * | * | * | 1 | 2 |
| 03:00 | 0 | 1 | 2 | 0 | 0 | 0 | * | * | * | * | * | * | * | * | 1 | 0 |
| 04:00 | 1 | 1 | 2 | 1 | 0 | 1 | * | * | * | * | * | * | * | * | 1 | 1 |
| 05:00 | 6 | 5 | 2 | 2 | 7 | 2 | * | * | * | * | * | * | * | * | 5 | 3 |
| 06:00 | 10 | 13 | 15 | 12 | 13 | 20 | * | * | * | * | * | * | * | * | 13 | 15 |
| 07:00 | 41 | 50 | 42 | 62 | 41 | 70 | * | * | * | * | * | * | * | * | 41 | 61 |
| 08:00 | 60 | 71 | 49 | 55 | 43 | 53 | * | * | * | * | * | * | * | * | 51 | 60 |
| 09:00 | 68 | 53 | 42 | 56 | 53 | 57 | * | * | * | * | * | * | * | * | 54 | 55 |
| 10:00 | 52 | 50 | 50 | 55 | * | * | * | * | * | * | * | * | * | * | 51 | 52 |
| 11:00 | 42 | 65 | 66 | 60 | * | * | * | * | * | * | * | * | * | * | 54 | 62 |
| 12:00 PM | 65 | 55 | 72 | 69 | * | * | * | * | * | * | * | * | * | * | 68 | 62 |
| 01:00 | 64 | 60 | 78 | 66 | * | * | * | * | * | * | * | * | * | * | 71 | 63 |
| 02:00 | 68 | 61 | 51 | 51 | * | * | * | * | * | * | * | * | * | * | 60 | 56 |
| 03:00 | 72 | 66 | 67 | 69 | * | * | * | * | * | * | * | * | * | * | 70 | 68 |
| 04:00 | 71 | 64 | 86 | 75 | * | * | * | * | * | * | * | * | * | * | 78 | 70 |
| 05:00 | 60 | 69 | 82 | 66 | * | * | * | * | * | * | * | * | * | * | 71 | 68 |
| 06:00 | 58 | 59 | 61 | 57 | * | * | * | * | * | * | * | * | * | * | 60 | 58 |
| 07:00 | 50 | 46 | 53 | 47 | * | * | * | * | * | * | * | * | * | * | 52 | 46 |
| 08:00 | 33 | 22 | 38 | 28 | * | * | * | * | * | * | * | * | * | * | 36 | 25 |
| 09:00 | 27 | 14 | 28 | 12 | * | * | * | * | * | * | * | * | * | * | 28 | 13 |
| 10:00 | 13 | 5 | 8 | 13 | * | * | * | * | * | * | * | * | * | * | 10 | 9 |
| 11:00 | 6 | 6 | 2 | 0 | * | * | * | * | * | * | * | * | * | * | 4 | 3 |
| Lane Day | 868 | 845 | 901 | 859 | 159 | 207 | 0 | 0 | 0 | 0 | 0 | 0 | 0 | 0 | 882 | 855 |
| AM Peak | 09:00 | 08:00 | 11:00 | 07:00 | 09:00 | 07:00 | - | - | - | - | - | - | - | - | 09:00 | 11:00 |
| Vol. | 68 | 71 | 66 | 62 | 53 | 70 | - | - | - | - | - | - | - | - | 54 | 62 |
| PM Peak | 15:00 | 17:00 | 16:00 | 16:00 | - | - | - | - | - | - | - | - | - | - | 16:00 | 16:00 |
| Vol. | 72 | 69 | 86 | 75 | - | - | - | - | - | - | - | - | - | - | 78 | 70 |

| | | | | | | | | |
|-------------|-----------|------------|------|------|------|------|------|------|
| Comb. Total | 3361 | 3504 | 2260 | 3081 | 4020 | 3809 | 3432 | 5379 |
| ADT | ADT 1,814 | AADT 1,814 | | | | | | |

Transportation Studies, Inc.

2640 Walnut Avenue, Suite L
Tustin, CA. 92780

Location : AVENIDA OLA VISTA
Segment : S/O AVENIDA CALIFIA
Client : CITY SAN CLEMENT

Site: AN CLEMENTE
Date: 01/29/19

| Interval | SB | | | | NB | | | | Combined | | Day: | Tuesday |
|------------|-------|------|-------|----|-------|------|-------|----|----------|----|-------|---------|
| | AM | | PM | | AM | | PM | | AM | PM | | |
| 12:00 | 0 | 2 | 8 | 43 | 1 | 1 | 7 | 41 | 1 | 3 | 15 | 84 |
| 12:15 | 0 | | 14 | | 0 | | 8 | | 0 | | 22 | |
| 12:30 | 1 | | 14 | | 0 | | 18 | | 1 | | 32 | |
| 12:45 | 1 | | 7 | | 0 | | 8 | | 1 | | 15 | |
| 01:00 | 0 | 0 | 10 | 42 | 1 | 1 | 10 | 57 | 1 | 1 | 20 | 99 |
| 01:15 | 0 | | 14 | | 0 | | 28 | | 0 | | 42 | |
| 01:30 | 0 | | 10 | | 0 | | 9 | | 0 | | 19 | |
| 01:45 | 0 | | 8 | | 0 | | 10 | | 0 | | 18 | |
| 02:00 | 0 | 1 | 7 | 29 | 0 | 1 | 9 | 37 | 0 | 2 | 16 | 66 |
| 02:15 | 0 | | 9 | | 0 | | 8 | | 0 | | 17 | |
| 02:30 | 0 | | 10 | | 1 | | 10 | | 1 | | 20 | |
| 02:45 | 1 | | 3 | | 0 | | 10 | | 1 | | 13 | |
| 03:00 | 0 | 0 | 14 | 51 | 0 | 0 | 14 | 52 | 0 | 0 | 28 | 103 |
| 03:15 | 0 | | 15 | | 0 | | 16 | | 0 | | 31 | |
| 03:30 | 0 | | 6 | | 0 | | 10 | | 0 | | 16 | |
| 03:45 | 0 | | 16 | | 0 | | 12 | | 0 | | 28 | |
| 04:00 | 0 | 0 | 8 | 35 | 0 | 0 | 14 | 42 | 0 | 0 | 22 | 77 |
| 04:15 | 0 | | 10 | | 0 | | 6 | | 0 | | 16 | |
| 04:30 | 0 | | 9 | | 0 | | 8 | | 0 | | 17 | |
| 04:45 | 0 | | 8 | | 0 | | 14 | | 0 | | 22 | |
| 05:00 | 0 | 1 | 15 | 39 | 1 | 3 | 13 | 53 | 1 | 4 | 28 | 92 |
| 05:15 | 0 | | 7 | | 0 | | 12 | | 0 | | 19 | |
| 05:30 | 0 | | 11 | | 0 | | 12 | | 0 | | 23 | |
| 05:45 | 1 | | 6 | | 2 | | 16 | | 3 | | 22 | |
| 06:00 | 1 | 10 | 5 | 22 | 3 | 7 | 4 | 23 | 4 | 17 | 9 | 45 |
| 06:15 | 1 | | 5 | | 2 | | 9 | | 3 | | 14 | |
| 06:30 | 3 | | 8 | | 2 | | 3 | | 5 | | 11 | |
| 06:45 | 5 | | 4 | | 0 | | 7 | | 5 | | 11 | |
| 07:00 | 8 | 35 | 4 | 15 | 2 | 21 | 2 | 30 | 10 | 56 | 6 | 45 |
| 07:15 | 6 | | 2 | | 3 | | 10 | | 9 | | 12 | |
| 07:30 | 13 | | 5 | | 4 | | 9 | | 17 | | 14 | |
| 07:45 | 8 | | 4 | | 12 | | 9 | | 20 | | 13 | |
| 08:00 | 7 | 34 | 3 | 11 | 12 | 37 | 3 | 14 | 19 | 71 | 6 | 25 |
| 08:15 | 7 | | 2 | | 6 | | 4 | | 13 | | 6 | |
| 08:30 | 12 | | 3 | | 13 | | 1 | | 25 | | 4 | |
| 08:45 | 8 | | 3 | | 6 | | 6 | | 14 | | 9 | |
| 09:00 | 6 | 35 | 1 | 4 | 8 | 30 | 4 | 15 | 14 | 65 | 5 | 19 |
| 09:15 | 5 | | 1 | | 4 | | 4 | | 9 | | 5 | |
| 09:30 | 8 | | 0 | | 8 | | 4 | | 16 | | 4 | |
| 09:45 | 16 | | 2 | | 10 | | 3 | | 26 | | 5 | |
| 10:00 | 5 | 29 | 0 | 5 | 10 | 30 | 2 | 7 | 15 | 59 | 2 | 12 |
| 10:15 | 11 | | 1 | | 10 | | 2 | | 21 | | 3 | |
| 10:30 | 6 | | 2 | | 8 | | 1 | | 14 | | 3 | |
| 10:45 | 7 | | 2 | | 2 | | 2 | | 9 | | 4 | |
| 11:00 | 8 | 30 | 0 | 2 | 6 | 25 | 0 | 0 | 14 | 55 | 0 | 2 |
| 11:15 | 5 | | 1 | | 4 | | 0 | | 9 | | 1 | |
| 11:30 | 7 | | 1 | | 6 | | 0 | | 13 | | 1 | |
| 11:45 | 10 | | 0 | | 9 | | 0 | | 19 | | 0 | |
| Totals | 177 | | 298 | | 156 | | 371 | | 333 | | 669 | |
| Split% | 53.2 | | 44.5 | | 46.8 | | 55.5 | | | | | |
| Day Totals | | 475 | | | | 527 | | | 1,002 | | | |
| Day Splits | | 47.4 | | | | 52.6 | | | | | | |
| Peak Hour | 09:30 | | 03:00 | | 07:45 | | 12:30 | | 09:30 | | 12:30 | |
| Volume | 40 | | 51 | | 43 | | 64 | | 78 | | 109 | |
| Factor | 0.63 | | 0.80 | | 0.83 | | 0.57 | | 0.75 | | 0.65 | |

Transportation Studies, Inc.

2640 Walnut Avenue, Suite L
Tustin, CA. 92780

Location : AVENIDA OLA VISTA
Segment : S/O PASEO DE CRISTOBAL
Client : CITY SAN CLEMENT

Site: AN CLEMENTE
Date: 01/29/19

| Interval | SB | | | | NB | | | | Combined | | Day: | Tuesday |
|------------|-------|------|-------|----|-------|------|-------|----|----------|-----|-------|---------|
| | AM | | PM | | AM | | PM | | AM | PM | | |
| 12:00 | 1 | 4 | 21 | 73 | 0 | 0 | 14 | 65 | 1 | 4 | 35 | 138 |
| 12:15 | 1 | | 19 | | 0 | | 15 | | 1 | | 34 | |
| 12:30 | 1 | | 19 | | 0 | | 17 | | 1 | | 36 | |
| 12:45 | 1 | | 14 | | 0 | | 19 | | 1 | | 33 | |
| 01:00 | 0 | 2 | 20 | 65 | 1 | 3 | 14 | 65 | 1 | 5 | 34 | 130 |
| 01:15 | 1 | | 17 | | 2 | | 18 | | 3 | | 35 | |
| 01:30 | 1 | | 14 | | 0 | | 15 | | 1 | | 29 | |
| 01:45 | 0 | | 14 | | 0 | | 18 | | 0 | | 32 | |
| 02:00 | 1 | 1 | 13 | 69 | 0 | 0 | 18 | 75 | 1 | 1 | 31 | 144 |
| 02:15 | 0 | | 26 | | 0 | | 11 | | 0 | | 37 | |
| 02:30 | 0 | | 21 | | 0 | | 31 | | 0 | | 52 | |
| 02:45 | 0 | | 9 | | 0 | | 15 | | 0 | | 24 | |
| 03:00 | 1 | 1 | 18 | 90 | 0 | 0 | 25 | 76 | 1 | 1 | 43 | 166 |
| 03:15 | 0 | | 26 | | 0 | | 14 | | 0 | | 40 | |
| 03:30 | 0 | | 22 | | 0 | | 11 | | 0 | | 33 | |
| 03:45 | 0 | | 24 | | 0 | | 26 | | 0 | | 50 | |
| 04:00 | 0 | 2 | 31 | 90 | 0 | 3 | 24 | 89 | 0 | 5 | 55 | 179 |
| 04:15 | 1 | | 18 | | 1 | | 19 | | 2 | | 37 | |
| 04:30 | 0 | | 18 | | 2 | | 19 | | 2 | | 37 | |
| 04:45 | 1 | | 23 | | 0 | | 27 | | 1 | | 50 | |
| 05:00 | 0 | 1 | 24 | 86 | 0 | 3 | 22 | 86 | 0 | 4 | 46 | 172 |
| 05:15 | 0 | | 18 | | 0 | | 18 | | 0 | | 36 | |
| 05:30 | 0 | | 24 | | 1 | | 24 | | 1 | | 48 | |
| 05:45 | 1 | | 20 | | 2 | | 22 | | 3 | | 42 | |
| 06:00 | 2 | 21 | 17 | 67 | 0 | 17 | 17 | 55 | 2 | 38 | 34 | 122 |
| 06:15 | 9 | | 20 | | 4 | | 16 | | 13 | | 36 | |
| 06:30 | 5 | | 24 | | 6 | | 12 | | 11 | | 36 | |
| 06:45 | 5 | | 6 | | 7 | | 10 | | 12 | | 16 | |
| 07:00 | 7 | 44 | 8 | 36 | 5 | 61 | 4 | 24 | 12 | 105 | 12 | 60 |
| 07:15 | 10 | | 9 | | 8 | | 10 | | 18 | | 19 | |
| 07:30 | 12 | | 12 | | 18 | | 4 | | 30 | | 16 | |
| 07:45 | 15 | | 7 | | 30 | | 6 | | 45 | | 13 | |
| 08:00 | 16 | 46 | 5 | 31 | 20 | 81 | 6 | 27 | 36 | 127 | 11 | 58 |
| 08:15 | 7 | | 10 | | 20 | | 4 | | 27 | | 14 | |
| 08:30 | 10 | | 7 | | 24 | | 5 | | 34 | | 12 | |
| 08:45 | 13 | | 9 | | 17 | | 12 | | 30 | | 21 | |
| 09:00 | 14 | 59 | 6 | 22 | 14 | 58 | 11 | 27 | 28 | 117 | 17 | 49 |
| 09:15 | 16 | | 9 | | 14 | | 9 | | 30 | | 18 | |
| 09:30 | 13 | | 3 | | 10 | | 3 | | 23 | | 6 | |
| 09:45 | 16 | | 4 | | 20 | | 4 | | 36 | | 8 | |
| 10:00 | 16 | 61 | 3 | 8 | 16 | 71 | 2 | 7 | 32 | 132 | 5 | 15 |
| 10:15 | 11 | | 1 | | 22 | | 1 | | 33 | | 2 | |
| 10:30 | 18 | | 2 | | 17 | | 2 | | 35 | | 4 | |
| 10:45 | 16 | | 2 | | 16 | | 2 | | 32 | | 4 | |
| 11:00 | 14 | 55 | 1 | 7 | 14 | 72 | 3 | 5 | 28 | 127 | 4 | 12 |
| 11:15 | 11 | | 2 | | 10 | | 0 | | 21 | | 2 | |
| 11:30 | 12 | | 3 | | 23 | | 1 | | 35 | | 4 | |
| 11:45 | 18 | | 1 | | 25 | | 1 | | 43 | | 2 | |
| Totals | 297 | | 644 | | 369 | | 601 | | 666 | | 1,245 | |
| Split% | 44.6 | | 51.7 | | 55.4 | | 48.3 | | | | | |
| Day Totals | | 941 | | | | 970 | | | 1,911 | | | |
| Day Splits | | 49.2 | | | | 50.8 | | | | | | |
| Peak Hour | 09:15 | | 03:15 | | 07:45 | | 04:45 | | 07:45 | | 04:45 | |
| Volume | 61 | | 103 | | 94 | | 91 | | 142 | | 180 | |
| Factor | 0.95 | | 0.83 | | 0.78 | | 0.84 | | 0.79 | | 0.90 | |

Transportation Studies, Inc.

2640 Walnut Avenue, Suite L
Tustin, CA. 92780

Location : AVENIDA OLA VISTA
Segment : S/O CALLE MARINA
Client : CITY SAN CLEMENT

Site: AN CLEMENTE
Date: 01/29/19

| Interval | NB | | | | SB | | | | Combined | | Day: | Tuesday |
|------------|-------|-------|-------|----|-------|-------|-------|-----|----------|-------|-------|---------|
| | AM | | PM | | AM | | PM | | AM | PM | | |
| 12:00 | 1 | 1 | 16 | 69 | 0 | 3 | 26 | 84 | 1 | 4 | 42 | 153 |
| 12:15 | 0 | | 15 | | 1 | | 21 | | 1 | | 36 | |
| 12:30 | 0 | | 22 | | 0 | | 17 | | 0 | | 39 | |
| 12:45 | 0 | | 16 | | 2 | | 20 | | 2 | | 36 | |
| 01:00 | 1 | 1 | 18 | 92 | 0 | 1 | 26 | 86 | 1 | 2 | 44 | 178 |
| 01:15 | 0 | | 30 | | 0 | | 16 | | 0 | | 46 | |
| 01:30 | 0 | | 22 | | 1 | | 22 | | 1 | | 44 | |
| 01:45 | 0 | | 22 | | 0 | | 22 | | 0 | | 44 | |
| 02:00 | 0 | 0 | 25 | 85 | 0 | 0 | 12 | 75 | 0 | 0 | 37 | 160 |
| 02:15 | 0 | | 22 | | 0 | | 23 | | 0 | | 45 | |
| 02:30 | 0 | | 20 | | 0 | | 21 | | 0 | | 41 | |
| 02:45 | 0 | | 18 | | 0 | | 19 | | 0 | | 37 | |
| 03:00 | 0 | 0 | 25 | 91 | 1 | 1 | 28 | 102 | 1 | 1 | 53 | 193 |
| 03:15 | 0 | | 19 | | 0 | | 24 | | 0 | | 43 | |
| 03:30 | 0 | | 20 | | 0 | | 23 | | 0 | | 43 | |
| 03:45 | 0 | | 27 | | 0 | | 27 | | 0 | | 54 | |
| 04:00 | 1 | 5 | 27 | 90 | 1 | 3 | 21 | 86 | 2 | 8 | 48 | 176 |
| 04:15 | 1 | | 20 | | 0 | | 24 | | 1 | | 44 | |
| 04:30 | 1 | | 20 | | 1 | | 21 | | 2 | | 41 | |
| 04:45 | 2 | | 23 | | 1 | | 20 | | 3 | | 43 | |
| 05:00 | 1 | 8 | 25 | 97 | 0 | 4 | 24 | 97 | 1 | 12 | 49 | 194 |
| 05:15 | 0 | | 28 | | 1 | | 24 | | 1 | | 52 | |
| 05:30 | 2 | | 19 | | 0 | | 30 | | 2 | | 49 | |
| 05:45 | 5 | | 25 | | 3 | | 19 | | 8 | | 44 | |
| 06:00 | 6 | 37 | 20 | 58 | 0 | 17 | 21 | 64 | 6 | 54 | 41 | 122 |
| 06:15 | 9 | | 17 | | 3 | | 23 | | 12 | | 40 | |
| 06:30 | 12 | | 9 | | 6 | | 13 | | 18 | | 22 | |
| 06:45 | 10 | | 12 | | 8 | | 7 | | 18 | | 19 | |
| 07:00 | 11 | 77 | 6 | 33 | 5 | 48 | 17 | 55 | 16 | 125 | 23 | 88 |
| 07:15 | 15 | | 14 | | 12 | | 16 | | 27 | | 30 | |
| 07:30 | 20 | | 5 | | 19 | | 12 | | 39 | | 17 | |
| 07:45 | 31 | | 8 | | 12 | | 10 | | 43 | | 18 | |
| 08:00 | 22 | 93 | 5 | 25 | 15 | 55 | 13 | 37 | 37 | 148 | 18 | 62 |
| 08:15 | 22 | | 6 | | 14 | | 7 | | 36 | | 13 | |
| 08:30 | 33 | | 8 | | 14 | | 7 | | 47 | | 15 | |
| 08:45 | 16 | | 6 | | 12 | | 10 | | 28 | | 16 | |
| 09:00 | 28 | 85 | 4 | 14 | 17 | 72 | 8 | 27 | 45 | 157 | 12 | 41 |
| 09:15 | 14 | | 5 | | 13 | | 7 | | 27 | | 12 | |
| 09:30 | 22 | | 4 | | 22 | | 7 | | 44 | | 11 | |
| 09:45 | 21 | | 1 | | 20 | | 5 | | 41 | | 6 | |
| 10:00 | 17 | 77 | 5 | 9 | 18 | 66 | 4 | 11 | 35 | 143 | 9 | 20 |
| 10:15 | 16 | | 2 | | 15 | | 2 | | 31 | | 4 | |
| 10:30 | 28 | | 1 | | 16 | | 2 | | 44 | | 3 | |
| 10:45 | 16 | | 1 | | 17 | | 3 | | 33 | | 4 | |
| 11:00 | 19 | 66 | 1 | 2 | 10 | 52 | 1 | 4 | 29 | 118 | 2 | 6 |
| 11:15 | 15 | | 0 | | 12 | | 0 | | 27 | | 0 | |
| 11:30 | 18 | | 0 | | 14 | | 2 | | 32 | | 2 | |
| 11:45 | 14 | | 1 | | 16 | | 1 | | 30 | | 2 | |
| Totals | 450 | | 665 | | 322 | | 728 | | 772 | | 1,393 | |
| Split% | 58.3 | | 47.7 | | 41.7 | | 52.3 | | | | | |
| Day Totals | | 1,115 | | | | 1,050 | | | | 2,165 | | |
| Day Splits | | 51.5 | | | | 48.5 | | | | | | |
| Peak Hour | 07:45 | | 01:15 | | 09:30 | | 03:00 | | 07:45 | | 05:00 | |
| Volume | 108 | | 99 | | 75 | | 102 | | 163 | | 194 | |
| Factor | 0.82 | | 0.82 | | 0.85 | | 0.91 | | 0.87 | | 0.93 | |

Transportation Studies, Inc.

2640 Walnut Avenue, Suite L
Tustin, CA. 92780

Location : AVENIDA OLA VISTA
Segment : S/O AVENIDA PALIZADA
Client : CITY SAN CLEMENT

Site: AN CLEMENTE
Date: 01/29/19

| Interval | NB | | | | SB | | | | Combined | | Day: | Tuesday |
|------------|-------|-------|-------|-----|-------|-------|-------|-----|----------|-------|-------|---------|
| | AM | | PM | | AM | | PM | | AM | PM | | |
| 12:00 | 0 | 2 | 37 | 138 | 1 | 5 | 29 | 113 | 1 | 7 | 66 | 251 |
| 12:15 | 0 | | 29 | | 2 | | 28 | | 2 | | 57 | |
| 12:30 | 2 | | 36 | | 1 | | 28 | | 3 | | 64 | |
| 12:45 | 0 | | 36 | | 1 | | 28 | | 1 | | 64 | |
| 01:00 | 3 | 5 | 53 | 175 | 2 | 4 | 26 | 110 | 5 | 9 | 79 | 285 |
| 01:15 | 0 | | 33 | | 0 | | 25 | | 0 | | 58 | |
| 01:30 | 1 | | 43 | | 1 | | 22 | | 2 | | 65 | |
| 01:45 | 1 | | 46 | | 1 | | 37 | | 2 | | 83 | |
| 02:00 | 1 | 3 | 48 | 160 | 0 | 1 | 21 | 117 | 1 | 4 | 69 | 277 |
| 02:15 | 0 | | 33 | | 0 | | 30 | | 0 | | 63 | |
| 02:30 | 1 | | 39 | | 1 | | 31 | | 2 | | 70 | |
| 02:45 | 1 | | 40 | | 0 | | 35 | | 1 | | 75 | |
| 03:00 | 1 | 1 | 64 | 210 | 0 | 0 | 31 | 134 | 1 | 1 | 95 | 344 |
| 03:15 | 0 | | 54 | | 0 | | 24 | | 0 | | 78 | |
| 03:30 | 0 | | 42 | | 0 | | 30 | | 0 | | 72 | |
| 03:45 | 0 | | 50 | | 0 | | 49 | | 0 | | 99 | |
| 04:00 | 3 | 13 | 43 | 158 | 0 | 1 | 40 | 139 | 3 | 14 | 83 | 297 |
| 04:15 | 2 | | 34 | | 1 | | 38 | | 3 | | 72 | |
| 04:30 | 4 | | 40 | | 0 | | 26 | | 4 | | 66 | |
| 04:45 | 4 | | 41 | | 0 | | 35 | | 4 | | 76 | |
| 05:00 | 4 | 21 | 44 | 178 | 1 | 6 | 30 | 142 | 5 | 27 | 74 | 320 |
| 05:15 | 6 | | 45 | | 1 | | 40 | | 7 | | 85 | |
| 05:30 | 2 | | 43 | | 0 | | 32 | | 2 | | 75 | |
| 05:45 | 9 | | 46 | | 4 | | 40 | | 13 | | 86 | |
| 06:00 | 7 | 37 | 50 | 143 | 5 | 21 | 46 | 153 | 12 | 58 | 96 | 296 |
| 06:15 | 7 | | 34 | | 3 | | 34 | | 10 | | 68 | |
| 06:30 | 13 | | 31 | | 4 | | 38 | | 17 | | 69 | |
| 06:45 | 10 | | 28 | | 9 | | 35 | | 19 | | 63 | |
| 07:00 | 20 | 108 | 22 | 87 | 10 | 68 | 28 | 88 | 30 | 176 | 50 | 175 |
| 07:15 | 27 | | 27 | | 16 | | 18 | | 43 | | 45 | |
| 07:30 | 33 | | 18 | | 22 | | 21 | | 55 | | 39 | |
| 07:45 | 28 | | 20 | | 20 | | 21 | | 48 | | 41 | |
| 08:00 | 30 | 113 | 23 | 79 | 18 | 85 | 24 | 73 | 48 | 198 | 47 | 152 |
| 08:15 | 26 | | 23 | | 23 | | 17 | | 49 | | 40 | |
| 08:30 | 24 | | 18 | | 14 | | 14 | | 38 | | 32 | |
| 08:45 | 33 | | 15 | | 30 | | 18 | | 63 | | 33 | |
| 09:00 | 27 | 115 | 6 | 48 | 32 | 104 | 12 | 47 | 59 | 219 | 18 | 95 |
| 09:15 | 37 | | 13 | | 17 | | 21 | | 54 | | 34 | |
| 09:30 | 28 | | 15 | | 24 | | 10 | | 52 | | 25 | |
| 09:45 | 23 | | 14 | | 31 | | 4 | | 54 | | 18 | |
| 10:00 | 36 | 130 | 10 | 29 | 20 | 96 | 6 | 25 | 56 | 226 | 16 | 54 |
| 10:15 | 27 | | 9 | | 22 | | 8 | | 49 | | 17 | |
| 10:30 | 37 | | 7 | | 24 | | 7 | | 61 | | 14 | |
| 10:45 | 30 | | 3 | | 30 | | 4 | | 60 | | 7 | |
| 11:00 | 31 | 135 | 3 | 13 | 34 | 144 | 4 | 8 | 65 | 279 | 7 | 21 |
| 11:15 | 41 | | 7 | | 44 | | 2 | | 85 | | 9 | |
| 11:30 | 32 | | 3 | | 38 | | 1 | | 70 | | 4 | |
| 11:45 | 31 | | 0 | | 28 | | 1 | | 59 | | 1 | |
| Totals | 683 | | 1,418 | | 535 | | 1,149 | | 1,218 | | 2,567 | |
| Split% | 56.1 | | 55.2 | | 43.9 | | 44.8 | | | | | |
| Day Totals | | 2,101 | | | | 1,684 | | | | 3,785 | | |
| Day Splits | | 55.5 | | | | 44.5 | | | | | | |
| Peak Hour | 10:30 | | 03:00 | | 10:45 | | 05:15 | | 10:45 | | 03:00 | |
| Volume | 139 | | 210 | | 146 | | 158 | | 280 | | 344 | |
| Factor | 0.85 | | 0.82 | | 0.83 | | 0.86 | | 0.82 | | 0.87 | |

Transportation Studies, Inc.

2640 Walnut Avenue, Suite L
Tustin, CA. 92780

Location : AVENIDA OLA VISTA
Segment : S/O AVENIDA VALENCIA
Client : CITY SAN CLEMENT

Site: AN CLEMENTE
Date: 01/29/19

| Interval | NB | | | | SB | | | | Combined | | Day: | Tuesday |
|------------|-------|-------|-------|-----|-------|-------|-------|-----|----------|-------|-------|---------|
| | AM | | PM | | AM | | PM | | AM | PM | | |
| 12:00 | 1 | 1 | 32 | 116 | 0 | 5 | 40 | 134 | 1 | 6 | 72 | 250 |
| 12:15 | 0 | | 18 | | 2 | | 32 | | 2 | | 50 | |
| 12:30 | 0 | | 36 | | 2 | | 31 | | 2 | | 67 | |
| 12:45 | 0 | | 30 | | 1 | | 31 | | 1 | | 61 | |
| 01:00 | 1 | 1 | 28 | 122 | 0 | 1 | 32 | 126 | 1 | 2 | 60 | 248 |
| 01:15 | 0 | | 34 | | 0 | | 36 | | 0 | | 70 | |
| 01:30 | 0 | | 34 | | 1 | | 32 | | 1 | | 66 | |
| 01:45 | 0 | | 26 | | 0 | | 26 | | 0 | | 52 | |
| 02:00 | 0 | 0 | 39 | 128 | 0 | 0 | 26 | 121 | 0 | 0 | 65 | 249 |
| 02:15 | 0 | | 32 | | 0 | | 33 | | 0 | | 65 | |
| 02:30 | 0 | | 32 | | 0 | | 34 | | 0 | | 66 | |
| 02:45 | 0 | | 25 | | 0 | | 28 | | 0 | | 53 | |
| 03:00 | 0 | 0 | 36 | 145 | 1 | 1 | 34 | 162 | 1 | 1 | 70 | 307 |
| 03:15 | 0 | | 33 | | 0 | | 39 | | 0 | | 72 | |
| 03:30 | 0 | | 22 | | 0 | | 44 | | 0 | | 66 | |
| 03:45 | 0 | | 54 | | 0 | | 45 | | 0 | | 99 | |
| 04:00 | 1 | 17 | 52 | 157 | 1 | 6 | 38 | 147 | 2 | 23 | 90 | 304 |
| 04:15 | 5 | | 34 | | 0 | | 37 | | 5 | | 71 | |
| 04:30 | 5 | | 33 | | 4 | | 34 | | 9 | | 67 | |
| 04:45 | 6 | | 38 | | 1 | | 38 | | 7 | | 76 | |
| 05:00 | 8 | 39 | 38 | 173 | 0 | 5 | 34 | 148 | 8 | 44 | 72 | 321 |
| 05:15 | 5 | | 45 | | 1 | | 36 | | 6 | | 81 | |
| 05:30 | 10 | | 36 | | 0 | | 42 | | 10 | | 78 | |
| 05:45 | 16 | | 54 | | 4 | | 36 | | 20 | | 90 | |
| 06:00 | 14 | 105 | 27 | 116 | 2 | 31 | 30 | 121 | 16 | 136 | 57 | 237 |
| 06:15 | 23 | | 44 | | 9 | | 40 | | 32 | | 84 | |
| 06:30 | 32 | | 28 | | 8 | | 34 | | 40 | | 62 | |
| 06:45 | 36 | | 17 | | 12 | | 17 | | 48 | | 34 | |
| 07:00 | 32 | 200 | 17 | 68 | 14 | 73 | 30 | 92 | 46 | 273 | 47 | 160 |
| 07:15 | 50 | | 25 | | 20 | | 24 | | 70 | | 49 | |
| 07:30 | 52 | | 12 | | 15 | | 24 | | 67 | | 36 | |
| 07:45 | 66 | | 14 | | 24 | | 14 | | 90 | | 28 | |
| 08:00 | 51 | 190 | 13 | 48 | 28 | 95 | 21 | 68 | 79 | 285 | 34 | 116 |
| 08:15 | 38 | | 10 | | 32 | | 18 | | 70 | | 28 | |
| 08:30 | 56 | | 14 | | 17 | | 14 | | 73 | | 28 | |
| 08:45 | 45 | | 11 | | 18 | | 15 | | 63 | | 26 | |
| 09:00 | 46 | 168 | 10 | 34 | 30 | 112 | 10 | 41 | 76 | 280 | 20 | 75 |
| 09:15 | 38 | | 14 | | 23 | | 10 | | 61 | | 24 | |
| 09:30 | 43 | | 8 | | 28 | | 14 | | 71 | | 22 | |
| 09:45 | 41 | | 2 | | 31 | | 7 | | 72 | | 9 | |
| 10:00 | 31 | 152 | 9 | 14 | 24 | 100 | 6 | 12 | 55 | 252 | 15 | 26 |
| 10:15 | 36 | | 3 | | 22 | | 1 | | 58 | | 4 | |
| 10:30 | 47 | | 2 | | 28 | | 2 | | 75 | | 4 | |
| 10:45 | 38 | | 0 | | 26 | | 3 | | 64 | | 3 | |
| 11:00 | 30 | 150 | 2 | 4 | 20 | 92 | 1 | 2 | 50 | 242 | 3 | 6 |
| 11:15 | 40 | | 0 | | 25 | | 0 | | 65 | | 0 | |
| 11:30 | 44 | | 0 | | 24 | | 0 | | 68 | | 0 | |
| 11:45 | 36 | | 2 | | 23 | | 1 | | 59 | | 3 | |
| Totals | 1,023 | | 1,125 | | 521 | | 1,174 | | 1,544 | | 2,299 | |
| Split% | 66.3 | | 48.9 | | 33.7 | | 51.1 | | | | | |
| Day Totals | | 2,148 | | | | 1,695 | | | | 3,843 | | |
| Day Splits | | 55.9 | | | | 44.1 | | | | | | |
| Peak Hour | 07:15 | | 03:45 | | 09:00 | | 03:15 | | 07:45 | | 03:15 | |
| Volume | 219 | | 173 | | 112 | | 166 | | 312 | | 327 | |
| Factor | 0.83 | | 0.80 | | 0.90 | | 0.92 | | 0.87 | | 0.83 | |

Transportation Studies, Inc.

2640 Walnut Avenue, Suite L
Tustin, CA. 92780

Location : AVENIDA OLA VISTA
Segment : S/O AVENIDA VICTORIA
Client : CITY SAN CLEMENT

Site: AN CLEMENTE
Date: 01/29/19

| Interval | SB | | | | NB | | | | Combined | | Day: | Tuesday |
|------------|-------|-------|-------|-----|-------|-------|-------|-----|----------|-------|-------|---------|
| | AM | | PM | | AM | | PM | | AM | PM | | |
| 12:00 | 1 | 3 | 31 | 101 | 0 | 2 | 28 | 123 | 1 | 5 | 59 | 224 |
| 12:15 | 0 | | 20 | | 1 | | 24 | | 1 | | 44 | |
| 12:30 | 1 | | 25 | | 0 | | 34 | | 1 | | 59 | |
| 12:45 | 1 | | 25 | | 1 | | 37 | | 2 | | 62 | |
| 01:00 | 1 | 3 | 16 | 58 | 0 | 3 | 24 | 84 | 1 | 6 | 40 | 142 |
| 01:15 | 0 | | 18 | | 2 | | 28 | | 2 | | 46 | |
| 01:30 | 1 | | 10 | | 0 | | 19 | | 1 | | 29 | |
| 01:45 | 1 | | 14 | | 1 | | 13 | | 2 | | 27 | |
| 02:00 | 1 | 2 | 16 | 76 | 0 | 1 | 29 | 122 | 1 | 3 | 45 | 198 |
| 02:15 | 1 | | 20 | | 1 | | 32 | | 2 | | 52 | |
| 02:30 | 0 | | 24 | | 0 | | 31 | | 0 | | 55 | |
| 02:45 | 0 | | 16 | | 0 | | 30 | | 0 | | 46 | |
| 03:00 | 0 | 0 | 20 | 96 | 0 | 1 | 22 | 129 | 0 | 1 | 42 | 225 |
| 03:15 | 0 | | 31 | | 0 | | 32 | | 0 | | 63 | |
| 03:30 | 0 | | 20 | | 1 | | 30 | | 1 | | 50 | |
| 03:45 | 0 | | 25 | | 0 | | 45 | | 0 | | 70 | |
| 04:00 | 0 | 1 | 26 | 124 | 2 | 8 | 33 | 126 | 2 | 9 | 59 | 250 |
| 04:15 | 0 | | 34 | | 3 | | 32 | | 3 | | 66 | |
| 04:30 | 0 | | 38 | | 2 | | 30 | | 2 | | 68 | |
| 04:45 | 1 | | 26 | | 1 | | 31 | | 2 | | 57 | |
| 05:00 | 1 | 5 | 27 | 97 | 2 | 19 | 32 | 131 | 3 | 24 | 59 | 228 |
| 05:15 | 0 | | 23 | | 5 | | 32 | | 5 | | 55 | |
| 05:30 | 1 | | 23 | | 6 | | 37 | | 7 | | 60 | |
| 05:45 | 3 | | 24 | | 6 | | 30 | | 9 | | 54 | |
| 06:00 | 3 | 14 | 26 | 100 | 8 | 53 | 32 | 108 | 11 | 67 | 58 | 208 |
| 06:15 | 1 | | 32 | | 21 | | 26 | | 22 | | 58 | |
| 06:30 | 8 | | 24 | | 12 | | 26 | | 20 | | 50 | |
| 06:45 | 2 | | 18 | | 12 | | 24 | | 14 | | 42 | |
| 07:00 | 2 | 23 | 24 | 85 | 22 | 147 | 16 | 57 | 24 | 170 | 40 | 142 |
| 07:15 | 1 | | 19 | | 23 | | 12 | | 24 | | 31 | |
| 07:30 | 10 | | 19 | | 46 | | 14 | | 56 | | 33 | |
| 07:45 | 10 | | 23 | | 56 | | 15 | | 66 | | 38 | |
| 08:00 | 14 | 44 | 8 | 37 | 24 | 127 | 8 | 39 | 38 | 171 | 16 | 76 |
| 08:15 | 13 | | 11 | | 33 | | 9 | | 46 | | 20 | |
| 08:30 | 8 | | 7 | | 37 | | 17 | | 45 | | 24 | |
| 08:45 | 9 | | 11 | | 33 | | 5 | | 42 | | 16 | |
| 09:00 | 14 | 50 | 14 | 34 | 32 | 104 | 10 | 27 | 46 | 154 | 24 | 61 |
| 09:15 | 20 | | 9 | | 27 | | 9 | | 47 | | 18 | |
| 09:30 | 9 | | 5 | | 27 | | 4 | | 36 | | 9 | |
| 09:45 | 7 | | 6 | | 18 | | 4 | | 25 | | 10 | |
| 10:00 | 14 | 61 | 9 | 27 | 30 | 125 | 1 | 13 | 44 | 186 | 10 | 40 |
| 10:15 | 9 | | 10 | | 27 | | 4 | | 36 | | 14 | |
| 10:30 | 24 | | 5 | | 32 | | 4 | | 56 | | 9 | |
| 10:45 | 14 | | 3 | | 36 | | 4 | | 50 | | 7 | |
| 11:00 | 21 | 62 | 2 | 3 | 24 | 107 | 4 | 8 | 45 | 169 | 6 | 11 |
| 11:15 | 14 | | 0 | | 26 | | 1 | | 40 | | 1 | |
| 11:30 | 6 | | 1 | | 27 | | 2 | | 33 | | 3 | |
| 11:45 | 21 | | 0 | | 30 | | 1 | | 51 | | 1 | |
| Totals | 268 | | 838 | | 697 | | 967 | | 965 | | 1,805 | |
| Split% | 27.8 | | 46.4 | | 72.2 | | 53.6 | | | | | |
| Day Totals | | 1,106 | | | | 1,664 | | | | 2,770 | | |
| Day Splits | | 39.9 | | | | 60.1 | | | | | | |
| Peak Hour | 10:30 | | 04:15 | | 07:30 | | 03:15 | | 07:30 | | 03:45 | |
| Volume | 73 | | 125 | | 159 | | 140 | | 206 | | 263 | |
| Factor | 0.76 | | 0.82 | | 0.71 | | 0.78 | | 0.78 | | 0.94 | |

Transportation Studies, Inc.

2640 Walnut Avenue, Suite L
Tustin, CA. 92780

Location : AVENIDA PALIZADA
Segment : W/O AVENIDA DE LA ESTRELLA
Client : CITY SAN CLEMENT

Site: AN CLEMENTE
Date: 02/07/19

| Interval | EB | | | | WB | | | | Combined | | Day: | Thursday |
|------------|-------|-------|-------|-----|-------|--------|-------|-------|----------|--------|--------|----------|
| | AM | PM | AM | PM | AM | PM | AM | PM | | | | |
| 12:00 | 4 | 28 | 156 | 532 | 18 | 52 | 218 | 915 | 22 | 80 | 374 | 1.447 |
| 12:15 | 18 | | 122 | | 17 | | 232 | | 35 | | 354 | |
| 12:30 | 4 | | 108 | | 10 | | 276 | | 14 | | 384 | |
| 12:45 | 2 | | 146 | | 7 | | 189 | | 9 | | 335 | |
| 01:00 | 6 | 19 | 162 | 611 | 2 | 14 | 244 | 884 | 8 | 33 | 406 | 1.495 |
| 01:15 | 2 | | 139 | | 3 | | 212 | | 5 | | 351 | |
| 01:30 | 9 | | 162 | | 4 | | 218 | | 13 | | 380 | |
| 01:45 | 2 | | 148 | | 5 | | 210 | | 7 | | 358 | |
| 02:00 | 2 | 4 | 138 | 598 | 2 | 24 | 196 | 860 | 4 | 28 | 334 | 1.458 |
| 02:15 | 1 | | 148 | | 10 | | 212 | | 11 | | 360 | |
| 02:30 | 0 | | 162 | | 8 | | 200 | | 8 | | 362 | |
| 02:45 | 1 | | 150 | | 4 | | 252 | | 5 | | 402 | |
| 03:00 | 9 | 26 | 131 | 492 | 7 | 15 | 267 | 1.089 | 16 | 41 | 398 | 1.581 |
| 03:15 | 4 | | 108 | | 6 | | 256 | | 10 | | 364 | |
| 03:30 | 4 | | 130 | | 1 | | 282 | | 5 | | 412 | |
| 03:45 | 9 | | 123 | | 1 | | 284 | | 10 | | 407 | |
| 04:00 | 7 | 50 | 125 | 525 | 2 | 22 | 256 | 1.096 | 9 | 72 | 381 | 1.621 |
| 04:15 | 16 | | 130 | | 6 | | 280 | | 22 | | 410 | |
| 04:30 | 14 | | 128 | | 8 | | 262 | | 22 | | 390 | |
| 04:45 | 13 | | 142 | | 6 | | 298 | | 19 | | 440 | |
| 05:00 | 16 | 104 | 152 | 565 | 20 | 70 | 288 | 1.169 | 36 | 174 | 440 | 1.734 |
| 05:15 | 28 | | 128 | | 10 | | 296 | | 38 | | 424 | |
| 05:30 | 28 | | 154 | | 14 | | 283 | | 42 | | 437 | |
| 05:45 | 32 | | 131 | | 26 | | 302 | | 58 | | 433 | |
| 06:00 | 56 | 299 | 158 | 567 | 32 | 215 | 296 | 1.027 | 88 | 514 | 454 | 1.594 |
| 06:15 | 69 | | 122 | | 40 | | 252 | | 109 | | 374 | |
| 06:30 | 75 | | 158 | | 62 | | 248 | | 137 | | 406 | |
| 06:45 | 99 | | 129 | | 81 | | 231 | | 180 | | 360 | |
| 07:00 | 84 | 548 | 121 | 393 | 76 | 510 | 206 | 766 | 160 | 1,058 | 327 | 1.159 |
| 07:15 | 154 | | 110 | | 95 | | 197 | | 249 | | 307 | |
| 07:30 | 180 | | 92 | | 132 | | 172 | | 312 | | 264 | |
| 07:45 | 130 | | 70 | | 207 | | 191 | | 337 | | 261 | |
| 08:00 | 137 | 484 | 89 | 313 | 194 | 732 | 160 | 558 | 331 | 1,216 | 249 | 871 |
| 08:15 | 109 | | 75 | | 142 | | 130 | | 251 | | 205 | |
| 08:30 | 107 | | 65 | | 182 | | 140 | | 289 | | 205 | |
| 08:45 | 131 | | 84 | | 214 | | 128 | | 345 | | 212 | |
| 09:00 | 108 | 466 | 64 | 234 | 194 | 700 | 127 | 433 | 302 | 1,166 | 191 | 667 |
| 09:15 | 122 | | 72 | | 142 | | 114 | | 264 | | 186 | |
| 09:30 | 117 | | 56 | | 160 | | 104 | | 277 | | 160 | |
| 09:45 | 119 | | 42 | | 204 | | 88 | | 323 | | 130 | |
| 10:00 | 103 | 453 | 62 | 201 | 196 | 806 | 78 | 274 | 299 | 1,259 | 140 | 475 |
| 10:15 | 98 | | 50 | | 208 | | 74 | | 306 | | 124 | |
| 10:30 | 132 | | 52 | | 208 | | 58 | | 340 | | 110 | |
| 10:45 | 120 | | 37 | | 194 | | 64 | | 314 | | 101 | |
| 11:00 | 122 | 517 | 34 | 93 | 184 | 818 | 57 | 149 | 306 | 1,335 | 91 | 242 |
| 11:15 | 119 | | 20 | | 194 | | 44 | | 313 | | 64 | |
| 11:30 | 138 | | 22 | | 220 | | 33 | | 358 | | 55 | |
| 11:45 | 138 | | 17 | | 220 | | 15 | | 358 | | 32 | |
| Totals | 2,998 | | 5,124 | | 3,978 | | 9,220 | | 6,976 | | 14,344 | |
| Split% | 43.0 | | 35.7 | | 57.0 | | 64.3 | | | | | |
| Day Totals | | 8,122 | | | | 13,198 | | | | 21,320 | | |
| Day Splits | | 38.1 | | | | 61.9 | | | | | | |
| Peak Hour | 07:15 | | 01:00 | | 11:00 | | 05:15 | | 11:00 | | 05:15 | |
| Volume | 601 | | 611 | | 818 | | 1,177 | | 1,335 | | 1,748 | |
| Factor | 0.83 | | 0.94 | | 0.93 | | 0.97 | | 0.93 | | 0.96 | |

Transportation Studies, Inc.

2640 Walnut Avenue, Suite L
Tustin, CA. 92780

Location : AVENIDA PALIZADA
Segment : W/O I-5 FREEWAY
Client : CITY SAN CLEMENT

Site: AN CLEMENTE
Date: 02/07/19

| Interval | WB | | | | EB | | | | Combined | | | | Day: | Thursday |
|------------|-------|--------|--------|-------|-------|-------|-------|-----|----------|--------|--------|-------|------|----------|
| | AM | | PM | | AM | | PM | | AM | | PM | | | |
| 12:00 | 16 | 43 | 301 | 1,251 | 9 | 23 | 186 | 670 | 25 | 66 | 487 | 1,921 | | |
| 12:15 | 15 | | 358 | | 4 | | 154 | | 19 | | 512 | | | |
| 12:30 | 6 | | 360 | | 4 | | 146 | | 10 | | 506 | | | |
| 12:45 | 6 | | 232 | | 6 | | 184 | | 12 | | 416 | | | |
| 01:00 | 2 | 15 | 250 | 1,117 | 6 | 13 | 182 | 690 | 8 | 28 | 432 | 1,807 | | |
| 01:15 | 6 | | 272 | | 1 | | 185 | | 7 | | 457 | | | |
| 01:30 | 3 | | 256 | | 4 | | 136 | | 7 | | 392 | | | |
| 01:45 | 4 | | 339 | | 2 | | 187 | | 6 | | 526 | | | |
| 02:00 | 4 | 22 | 287 | 1,259 | 2 | 3 | 144 | 669 | 6 | 25 | 431 | 1,928 | | |
| 02:15 | 9 | | 297 | | 0 | | 135 | | 9 | | 432 | | | |
| 02:30 | 4 | | 268 | | 1 | | 226 | | 5 | | 494 | | | |
| 02:45 | 5 | | 407 | | 0 | | 164 | | 5 | | 571 | | | |
| 03:00 | 6 | 16 | 370 | 1,487 | 3 | 14 | 120 | 516 | 9 | 30 | 490 | 2,003 | | |
| 03:15 | 4 | | 314 | | 2 | | 112 | | 6 | | 426 | | | |
| 03:30 | 4 | | 388 | | 4 | | 148 | | 8 | | 536 | | | |
| 03:45 | 2 | | 415 | | 5 | | 136 | | 7 | | 551 | | | |
| 04:00 | 2 | 25 | 368 | 1,602 | 5 | 38 | 128 | 490 | 7 | 63 | 496 | 2,092 | | |
| 04:15 | 8 | | 394 | | 14 | | 111 | | 22 | | 505 | | | |
| 04:30 | 7 | | 394 | | 3 | | 104 | | 10 | | 498 | | | |
| 04:45 | 8 | | 446 | | 16 | | 147 | | 24 | | 593 | | | |
| 05:00 | 20 | 76 | 409 | 1,516 | 16 | 94 | 158 | 526 | 36 | 170 | 567 | 2,042 | | |
| 05:15 | 14 | | 385 | | 22 | | 150 | | 36 | | 535 | | | |
| 05:30 | 16 | | 365 | | 24 | | 112 | | 40 | | 477 | | | |
| 05:45 | 26 | | 357 | | 32 | | 106 | | 58 | | 463 | | | |
| 06:00 | 38 | 283 | 397 | 1,302 | 59 | 407 | 113 | 435 | 97 | 690 | 510 | 1,737 | | |
| 06:15 | 60 | | 339 | | 99 | | 96 | | 159 | | 435 | | | |
| 06:30 | 89 | | 302 | | 119 | | 128 | | 208 | | 430 | | | |
| 06:45 | 96 | | 264 | | 130 | | 98 | | 226 | | 362 | | | |
| 07:00 | 96 | 788 | 213 | 792 | 150 | 982 | 88 | 232 | 246 | 1,770 | 301 | 1,024 | | |
| 07:15 | 122 | | 203 | | 259 | | 58 | | 381 | | 261 | | | |
| 07:30 | 224 | | 172 | | 328 | | 48 | | 552 | | 220 | | | |
| 07:45 | 346 | | 204 | | 245 | | 38 | | 591 | | 242 | | | |
| 08:00 | 285 | 1,153 | 170 | 573 | 227 | 748 | 68 | 161 | 512 | 1,901 | 238 | 734 | | |
| 08:15 | 234 | | 124 | | 169 | | 36 | | 403 | | 160 | | | |
| 08:30 | 316 | | 133 | | 152 | | 27 | | 468 | | 160 | | | |
| 08:45 | 318 | | 146 | | 200 | | 30 | | 518 | | 176 | | | |
| 09:00 | 309 | 1,040 | 118 | 432 | 161 | 667 | 41 | 87 | 470 | 1,707 | 159 | 519 | | |
| 09:15 | 231 | | 111 | | 174 | | 18 | | 405 | | 129 | | | |
| 09:30 | 244 | | 106 | | 176 | | 14 | | 420 | | 120 | | | |
| 09:45 | 256 | | 97 | | 156 | | 14 | | 412 | | 111 | | | |
| 10:00 | 248 | 968 | 92 | 315 | 147 | 613 | 16 | 51 | 395 | 1,581 | 108 | 366 | | |
| 10:15 | 232 | | 84 | | 134 | | 7 | | 366 | | 91 | | | |
| 10:30 | 260 | | 54 | | 186 | | 14 | | 446 | | 68 | | | |
| 10:45 | 228 | | 85 | | 146 | | 14 | | 374 | | 99 | | | |
| 11:00 | 239 | 1,015 | 64 | 155 | 148 | 728 | 6 | 14 | 387 | 1,743 | 70 | 169 | | |
| 11:15 | 226 | | 30 | | 152 | | 2 | | 378 | | 32 | | | |
| 11:30 | 282 | | 42 | | 224 | | 4 | | 506 | | 46 | | | |
| 11:45 | 268 | | 19 | | 204 | | 2 | | 472 | | 21 | | | |
| Totals | 5,444 | | 11,801 | | 4,330 | | 4,541 | | 9,774 | | 16,342 | | | |
| Split% | 55.7 | | 72.2 | | 44.3 | | 27.8 | | | | | | | |
| Day Totals | | 17,245 | | | | 8,871 | | | | 26,116 | | | | |
| Day Splits | | 66.0 | | | | 34.0 | | | | | | | | |
| Peak Hour | 07:45 | | 04:15 | | 07:15 | | 12:30 | | 07:30 | | 04:30 | | | |
| Volume | 1,181 | | 1,643 | | 1,059 | | 697 | | 2,058 | | 2,193 | | | |
| Factor | 0.85 | | 0.92 | | 0.81 | | 0.94 | | 0.87 | | 0.92 | | | |

Transportation Studies, Inc.

2640 Walnut Avenue, Suite L
Tustin, CA. 92780

Location : CALLE PASTADERO
Segment : N/O AVENIDA VISTA MONTANA
Client : CITY SAN CLEMENT

Site: AN CLEMENTE
Date: 02/19/19

| Interval | NB | | | | SB | | | | Combined | | | | Day: | Tuesday |
|------------|-------|------|-------|----|-------|------|-------|----|----------|-----|-------|----|------|---------|
| | AM | | PM | | AM | | PM | | AM | | PM | | | |
| 12:00 | 0 | 2 | 6 | 28 | 0 | 0 | 2 | 34 | 0 | 2 | 8 | 62 | | |
| 12:15 | 1 | | 5 | | 0 | | 10 | | 1 | | 15 | | | |
| 12:30 | 1 | | 5 | | 0 | | 6 | | 1 | | 11 | | | |
| 12:45 | 0 | | 12 | | 0 | | 16 | | 0 | | 28 | | | |
| 01:00 | 0 | 0 | 4 | 18 | 0 | 0 | 8 | 31 | 0 | 0 | 12 | 49 | | |
| 01:15 | 0 | | 4 | | 0 | | 8 | | 0 | | 12 | | | |
| 01:30 | 0 | | 6 | | 0 | | 6 | | 0 | | 12 | | | |
| 01:45 | 0 | | 4 | | 0 | | 9 | | 0 | | 13 | | | |
| 02:00 | 0 | 1 | 5 | 28 | 0 | 0 | 8 | 22 | 0 | 1 | 13 | 50 | | |
| 02:15 | 0 | | 5 | | 0 | | 5 | | 0 | | 10 | | | |
| 02:30 | 0 | | 8 | | 0 | | 4 | | 0 | | 12 | | | |
| 02:45 | 1 | | 10 | | 0 | | 5 | | 1 | | 15 | | | |
| 03:00 | 0 | 0 | 8 | 23 | 0 | 1 | 2 | 21 | 0 | 1 | 10 | 44 | | |
| 03:15 | 0 | | 3 | | 0 | | 7 | | 0 | | 10 | | | |
| 03:30 | 0 | | 7 | | 0 | | 5 | | 0 | | 12 | | | |
| 03:45 | 0 | | 5 | | 1 | | 7 | | 1 | | 12 | | | |
| 04:00 | 0 | 0 | 12 | 37 | 0 | 3 | 6 | 14 | 0 | 3 | 18 | 51 | | |
| 04:15 | 0 | | 5 | | 0 | | 4 | | 0 | | 9 | | | |
| 04:30 | 0 | | 7 | | 1 | | 3 | | 1 | | 10 | | | |
| 04:45 | 0 | | 13 | | 2 | | 1 | | 2 | | 14 | | | |
| 05:00 | 0 | 0 | 9 | 29 | 0 | 3 | 4 | 19 | 0 | 3 | 13 | 48 | | |
| 05:15 | 0 | | 9 | | 2 | | 1 | | 2 | | 10 | | | |
| 05:30 | 0 | | 7 | | 0 | | 8 | | 0 | | 15 | | | |
| 05:45 | 0 | | 4 | | 1 | | 6 | | 1 | | 10 | | | |
| 06:00 | 0 | 5 | 12 | 30 | 6 | 23 | 4 | 10 | 6 | 28 | 16 | 40 | | |
| 06:15 | 2 | | 7 | | 7 | | 3 | | 9 | | 10 | | | |
| 06:30 | 2 | | 7 | | 4 | | 2 | | 6 | | 9 | | | |
| 06:45 | 1 | | 4 | | 6 | | 1 | | 7 | | 5 | | | |
| 07:00 | 3 | 14 | 6 | 19 | 7 | 68 | 2 | 11 | 10 | 82 | 8 | 30 | | |
| 07:15 | 4 | | 7 | | 8 | | 3 | | 12 | | 10 | | | |
| 07:30 | 4 | | 4 | | 27 | | 3 | | 31 | | 7 | | | |
| 07:45 | 3 | | 2 | | 26 | | 3 | | 29 | | 5 | | | |
| 08:00 | 11 | 19 | 6 | 13 | 8 | 27 | 2 | 4 | 19 | 46 | 8 | 17 | | |
| 08:15 | 2 | | 2 | | 4 | | 1 | | 6 | | 3 | | | |
| 08:30 | 3 | | 2 | | 11 | | 0 | | 14 | | 2 | | | |
| 08:45 | 3 | | 3 | | 4 | | 1 | | 7 | | 4 | | | |
| 09:00 | 2 | 12 | 4 | 9 | 3 | 18 | 3 | 5 | 5 | 30 | 7 | 14 | | |
| 09:15 | 2 | | 3 | | 4 | | 1 | | 6 | | 4 | | | |
| 09:30 | 6 | | 0 | | 5 | | 0 | | 11 | | 0 | | | |
| 09:45 | 2 | | 2 | | 6 | | 1 | | 8 | | 3 | | | |
| 10:00 | 4 | 18 | 1 | 7 | 4 | 27 | 2 | 5 | 8 | 45 | 3 | 12 | | |
| 10:15 | 4 | | 4 | | 10 | | 0 | | 14 | | 4 | | | |
| 10:30 | 4 | | 0 | | 5 | | 1 | | 9 | | 1 | | | |
| 10:45 | 6 | | 2 | | 8 | | 2 | | 14 | | 4 | | | |
| 11:00 | 4 | 23 | 0 | 0 | 10 | 27 | 0 | 0 | 14 | 50 | 0 | 0 | | |
| 11:15 | 5 | | 0 | | 5 | | 0 | | 10 | | 0 | | | |
| 11:30 | 7 | | 0 | | 7 | | 0 | | 14 | | 0 | | | |
| 11:45 | 7 | | 0 | | 5 | | 0 | | 12 | | 0 | | | |
| Totals | 94 | | 241 | | 197 | | 176 | | 291 | | 417 | | | |
| Split% | 32.3 | | 57.8 | | 67.7 | | 42.2 | | | | | | | |
| Day Totals | | 335 | | | | 373 | | | | 708 | | | | |
| Day Splits | | 47.3 | | | | 52.7 | | | | | | | | |
| Peak Hour | 11:00 | | 04:30 | | 07:15 | | 12:15 | | 07:15 | | 12:15 | | | |
| Volume | 23 | | 38 | | 69 | | 40 | | 91 | | 66 | | | |
| Factor | 0.82 | | 0.73 | | 0.64 | | 0.63 | | 0.73 | | 0.59 | | | |

Transportation Studies, Inc.

2640 Walnut Avenue, Suite L
Tustin, CA. 92780

Location : AVENIDA PICO
Segment : E/O CALLE AMANECER
Client : CITY SAN CLEMENT

Site: AN CLEMENTE
Date: 01/22/19

| Interval | EB | | | | WB | | | | Combined | | | | Day: | Tuesday |
|------------|-------|--------|-------|-------|-------|--------|-------|-------|----------|--------|--------|-------|------|---------|
| | AM | | PM | | AM | | PM | | AM | | PM | | | |
| 12:00 | 14 | 42 | 256 | 1.175 | 12 | 32 | 260 | 1.097 | 26 | 74 | 516 | 2.272 | | |
| 12:15 | 10 | | 342 | | 8 | | 270 | | 18 | | 612 | | | |
| 12:30 | 6 | | 303 | | 7 | | 295 | | 13 | | 598 | | | |
| 12:45 | 12 | | 274 | | 5 | | 272 | | 17 | | 546 | | | |
| 01:00 | 6 | 21 | 280 | 1.083 | 15 | 29 | 272 | 970 | 21 | 50 | 552 | 2.053 | | |
| 01:15 | 7 | | 298 | | 3 | | 214 | | 10 | | 512 | | | |
| 01:30 | 5 | | 254 | | 5 | | 234 | | 10 | | 488 | | | |
| 01:45 | 3 | | 251 | | 6 | | 250 | | 9 | | 501 | | | |
| 02:00 | 6 | 13 | 236 | 1.068 | 8 | 22 | 256 | 1.117 | 14 | 35 | 492 | 2.185 | | |
| 02:15 | 5 | | 227 | | 4 | | 269 | | 9 | | 496 | | | |
| 02:30 | 1 | | 230 | | 6 | | 306 | | 7 | | 536 | | | |
| 02:45 | 1 | | 375 | | 4 | | 286 | | 5 | | 661 | | | |
| 03:00 | 3 | 22 | 422 | 1.313 | 2 | 12 | 300 | 1.133 | 5 | 34 | 722 | 2.446 | | |
| 03:15 | 3 | | 330 | | 5 | | 282 | | 8 | | 612 | | | |
| 03:30 | 8 | | 275 | | 2 | | 309 | | 10 | | 584 | | | |
| 03:45 | 8 | | 286 | | 3 | | 242 | | 11 | | 528 | | | |
| 04:00 | 11 | 59 | 278 | 1.143 | 10 | 70 | 320 | 1.263 | 21 | 129 | 598 | 2.406 | | |
| 04:15 | 9 | | 284 | | 12 | | 331 | | 21 | | 615 | | | |
| 04:30 | 15 | | 286 | | 16 | | 314 | | 31 | | 600 | | | |
| 04:45 | 24 | | 295 | | 32 | | 298 | | 56 | | 593 | | | |
| 05:00 | 22 | 227 | 301 | 1.168 | 20 | 183 | 314 | 1.163 | 42 | 410 | 615 | 2.331 | | |
| 05:15 | 46 | | 301 | | 34 | | 300 | | 80 | | 601 | | | |
| 05:30 | 71 | | 286 | | 53 | | 295 | | 124 | | 581 | | | |
| 05:45 | 88 | | 280 | | 76 | | 254 | | 164 | | 534 | | | |
| 06:00 | 77 | 494 | 224 | 850 | 82 | 422 | 252 | 872 | 159 | 916 | 476 | 1.722 | | |
| 06:15 | 93 | | 218 | | 80 | | 235 | | 173 | | 453 | | | |
| 06:30 | 130 | | 202 | | 152 | | 202 | | 282 | | 404 | | | |
| 06:45 | 194 | | 206 | | 108 | | 183 | | 302 | | 389 | | | |
| 07:00 | 156 | 836 | 178 | 611 | 171 | 1.142 | 211 | 620 | 327 | 1.978 | 389 | 1.231 | | |
| 07:15 | 170 | | 171 | | 286 | | 140 | | 456 | | 311 | | | |
| 07:30 | 218 | | 119 | | 396 | | 139 | | 614 | | 258 | | | |
| 07:45 | 292 | | 143 | | 289 | | 130 | | 581 | | 273 | | | |
| 08:00 | 212 | 845 | 123 | 415 | 248 | 768 | 111 | 426 | 460 | 1.613 | 234 | 841 | | |
| 08:15 | 226 | | 106 | | 178 | | 110 | | 404 | | 216 | | | |
| 08:30 | 192 | | 96 | | 172 | | 104 | | 364 | | 200 | | | |
| 08:45 | 215 | | 90 | | 170 | | 101 | | 385 | | 191 | | | |
| 09:00 | 216 | 912 | 98 | 291 | 198 | 816 | 103 | 294 | 414 | 1.728 | 201 | 585 | | |
| 09:15 | 258 | | 64 | | 168 | | 65 | | 426 | | 129 | | | |
| 09:30 | 216 | | 62 | | 220 | | 69 | | 436 | | 131 | | | |
| 09:45 | 222 | | 67 | | 230 | | 57 | | 452 | | 124 | | | |
| 10:00 | 176 | 843 | 40 | 122 | 214 | 854 | 42 | 151 | 390 | 1.697 | 82 | 273 | | |
| 10:15 | 229 | | 29 | | 208 | | 42 | | 437 | | 71 | | | |
| 10:30 | 204 | | 34 | | 205 | | 38 | | 409 | | 72 | | | |
| 10:45 | 234 | | 19 | | 227 | | 29 | | 461 | | 48 | | | |
| 11:00 | 220 | 958 | 19 | 59 | 214 | 945 | 34 | 74 | 434 | 1.903 | 53 | 133 | | |
| 11:15 | 240 | | 19 | | 206 | | 21 | | 446 | | 40 | | | |
| 11:30 | 210 | | 12 | | 286 | | 10 | | 496 | | 22 | | | |
| 11:45 | 288 | | 9 | | 239 | | 9 | | 527 | | 18 | | | |
| Totals | 5,272 | | 9,298 | | 5,295 | | 9,180 | | 10,567 | | 18,478 | | | |
| Split% | 49.9 | | 50.3 | | 50.1 | | 49.7 | | | | | | | |
| Day Totals | | 14,570 | | | | 14,475 | | | | 29,045 | | | | |
| Day Splits | | 50.2 | | | | 49.8 | | | | | | | | |
| Peak Hour | 11:00 | | 02:45 | | 07:15 | | 04:00 | | 07:15 | | 02:45 | | | |
| Volume | 958 | | 1,402 | | 1,219 | | 1,263 | | 2,111 | | 2,579 | | | |
| Factor | 0.83 | | 0.83 | | 0.77 | | 0.95 | | 0.86 | | 0.89 | | | |

Transportation Studies, Inc.

2640 Walnut Avenue, Suite L
Tustin, CA. 92780

Location : AVENIDA PICO
Segment : E/O CALLE DEL CERRO
Client : CITY SAN CLEMENT

Site: AN CLEMENTE
Date: 01/22/19

| Interval | EB | | | | WB | | | | Combined | | | | Day: | Tuesday |
|------------|-------|--------|-------|-------|-------|--------|--------|-------|----------|--------|--------|-------|------|---------|
| | AM | | PM | | AM | | PM | | AM | | PM | | | |
| 12:00 | 11 | 40 | 276 | 1.271 | 14 | 37 | 344 | 1.356 | 25 | 77 | 620 | 2.627 | | |
| 12:15 | 12 | | 333 | | 11 | | 336 | | 23 | | 669 | | | |
| 12:30 | 6 | | 360 | | 9 | | 366 | | 15 | | 726 | | | |
| 12:45 | 11 | | 302 | | 3 | | 310 | | 14 | | 612 | | | |
| 01:00 | 7 | 29 | 316 | 1.267 | 18 | 29 | 304 | 1.118 | 25 | 58 | 620 | 2.385 | | |
| 01:15 | 6 | | 344 | | 4 | | 266 | | 10 | | 610 | | | |
| 01:30 | 10 | | 320 | | 4 | | 264 | | 14 | | 584 | | | |
| 01:45 | 6 | | 287 | | 3 | | 284 | | 9 | | 571 | | | |
| 02:00 | 6 | 15 | 262 | 1.180 | 24 | 43 | 285 | 1.278 | 30 | 58 | 547 | 2.458 | | |
| 02:15 | 4 | | 246 | | 4 | | 288 | | 8 | | 534 | | | |
| 02:30 | 1 | | 282 | | 8 | | 382 | | 9 | | 664 | | | |
| 02:45 | 4 | | 390 | | 7 | | 323 | | 11 | | 713 | | | |
| 03:00 | 3 | 35 | 426 | 1.326 | 1 | 11 | 368 | 1.426 | 4 | 46 | 794 | 2.752 | | |
| 03:15 | 5 | | 320 | | 6 | | 344 | | 11 | | 664 | | | |
| 03:30 | 10 | | 300 | | 3 | | 426 | | 13 | | 726 | | | |
| 03:45 | 17 | | 280 | | 1 | | 288 | | 18 | | 568 | | | |
| 04:00 | 17 | 97 | 297 | 1.109 | 11 | 67 | 441 | 1.804 | 28 | 164 | 738 | 2.913 | | |
| 04:15 | 21 | | 266 | | 12 | | 413 | | 33 | | 679 | | | |
| 04:30 | 18 | | 288 | | 16 | | 494 | | 34 | | 782 | | | |
| 04:45 | 41 | | 258 | | 28 | | 456 | | 69 | | 714 | | | |
| 05:00 | 38 | 334 | 293 | 1.151 | 24 | 181 | 540 | 1.786 | 62 | 515 | 833 | 2.937 | | |
| 05:15 | 63 | | 271 | | 32 | | 448 | | 95 | | 719 | | | |
| 05:30 | 93 | | 301 | | 51 | | 448 | | 144 | | 749 | | | |
| 05:45 | 140 | | 286 | | 74 | | 350 | | 214 | | 636 | | | |
| 06:00 | 120 | 735 | 232 | 915 | 82 | 423 | 346 | 1.147 | 202 | 1,158 | 578 | 2.062 | | |
| 06:15 | 144 | | 216 | | 84 | | 298 | | 228 | | 514 | | | |
| 06:30 | 179 | | 248 | | 152 | | 270 | | 331 | | 518 | | | |
| 06:45 | 292 | | 219 | | 105 | | 233 | | 397 | | 452 | | | |
| 07:00 | 234 | 1,252 | 177 | 646 | 159 | 1,091 | 252 | 728 | 393 | 2,343 | 429 | 1,374 | | |
| 07:15 | 265 | | 178 | | 282 | | 168 | | 547 | | 346 | | | |
| 07:30 | 339 | | 134 | | 402 | | 152 | | 741 | | 286 | | | |
| 07:45 | 414 | | 157 | | 248 | | 156 | | 662 | | 313 | | | |
| 08:00 | 389 | 1,375 | 126 | 426 | 228 | 743 | 139 | 522 | 617 | 2,118 | 265 | 948 | | |
| 08:15 | 308 | | 114 | | 162 | | 144 | | 470 | | 258 | | | |
| 08:30 | 343 | | 102 | | 170 | | 116 | | 513 | | 218 | | | |
| 08:45 | 335 | | 84 | | 183 | | 123 | | 518 | | 207 | | | |
| 09:00 | 318 | 1,189 | 84 | 272 | 191 | 831 | 146 | 377 | 509 | 2,020 | 230 | 649 | | |
| 09:15 | 316 | | 64 | | 184 | | 76 | | 500 | | 140 | | | |
| 09:30 | 280 | | 62 | | 220 | | 84 | | 500 | | 146 | | | |
| 09:45 | 275 | | 62 | | 236 | | 71 | | 511 | | 133 | | | |
| 10:00 | 218 | 979 | 38 | 118 | 212 | 897 | 56 | 190 | 430 | 1,876 | 94 | 308 | | |
| 10:15 | 252 | | 30 | | 213 | | 54 | | 465 | | 84 | | | |
| 10:30 | 241 | | 27 | | 232 | | 52 | | 473 | | 79 | | | |
| 10:45 | 268 | | 23 | | 240 | | 28 | | 508 | | 51 | | | |
| 11:00 | 252 | 1,020 | 19 | 61 | 266 | 1,138 | 40 | 90 | 518 | 2,158 | 59 | 151 | | |
| 11:15 | 227 | | 20 | | 248 | | 23 | | 475 | | 43 | | | |
| 11:30 | 250 | | 13 | | 334 | | 13 | | 584 | | 26 | | | |
| 11:45 | 291 | | 9 | | 290 | | 14 | | 581 | | 23 | | | |
| Totals | 7,100 | | 9,742 | | 5,491 | | 11,822 | | 12,591 | | 21,564 | | | |
| Split% | 56.4 | | 45.2 | | 43.6 | | 54.8 | | | | | | | |
| Day Totals | | 16,842 | | | | 17,313 | | | | 34,155 | | | | |
| Day Splits | | 49.3 | | | | 50.7 | | | | | | | | |
| Peak Hour | 07:45 | | 02:45 | | 07:15 | | 04:30 | | 07:15 | | 04:30 | | | |
| Volume | 1,454 | | 1,436 | | 1,160 | | 1,938 | | 2,567 | | 3,048 | | | |
| Factor | 0.88 | | 0.84 | | 0.72 | | 0.90 | | 0.87 | | 0.91 | | | |

Transportation Studies, Inc.

2640 Walnut Avenue, Suite L
Tustin, CA. 92780

Location : AVEINDA PICO
Segment : E/O EL CAMINO REAL
Client : CITY SAN CLEMENT

Site: AN CLEMENTE
Date: 01/22/19

| Interval | EB | | | | WB | | | | Combined | | | | Day: | Tuesday |
|------------|-------|-------|-------|-----|-------|-------|-------|-----|----------|--------|-------|-----|------|---------|
| | AM | | PM | | AM | | PM | | AM | | PM | | | |
| 12:00 | 8 | 16 | 141 | 533 | 4 | 13 | 76 | 381 | 12 | 29 | 217 | 914 | | |
| 12:15 | 7 | | 140 | | 2 | | 92 | | 9 | | 232 | | | |
| 12:30 | 0 | | 128 | | 3 | | 108 | | 3 | | 236 | | | |
| 12:45 | 1 | | 124 | | 4 | | 105 | | 5 | | 229 | | | |
| 01:00 | 0 | 12 | 171 | 633 | 0 | 4 | 88 | 288 | 0 | 16 | 259 | 921 | | |
| 01:15 | 3 | | 174 | | 2 | | 62 | | 5 | | 236 | | | |
| 01:30 | 6 | | 152 | | 1 | | 56 | | 7 | | 208 | | | |
| 01:45 | 3 | | 136 | | 1 | | 82 | | 4 | | 218 | | | |
| 02:00 | 2 | 5 | 134 | 528 | 1 | 4 | 72 | 317 | 3 | 9 | 206 | 845 | | |
| 02:15 | 2 | | 128 | | 1 | | 72 | | 3 | | 200 | | | |
| 02:30 | 0 | | 128 | | 1 | | 85 | | 1 | | 213 | | | |
| 02:45 | 1 | | 138 | | 1 | | 88 | | 2 | | 226 | | | |
| 03:00 | 1 | 12 | 150 | 576 | 0 | 2 | 96 | 402 | 1 | 14 | 246 | 978 | | |
| 03:15 | 3 | | 138 | | 1 | | 80 | | 4 | | 218 | | | |
| 03:30 | 4 | | 154 | | 0 | | 124 | | 4 | | 278 | | | |
| 03:45 | 4 | | 134 | | 1 | | 102 | | 5 | | 236 | | | |
| 04:00 | 3 | 33 | 118 | 491 | 0 | 5 | 104 | 443 | 3 | 38 | 222 | 934 | | |
| 04:15 | 4 | | 122 | | 0 | | 104 | | 4 | | 226 | | | |
| 04:30 | 12 | | 131 | | 2 | | 115 | | 14 | | 246 | | | |
| 04:45 | 14 | | 120 | | 3 | | 120 | | 17 | | 240 | | | |
| 05:00 | 16 | 95 | 140 | 531 | 2 | 25 | 114 | 433 | 18 | 120 | 254 | 964 | | |
| 05:15 | 18 | | 137 | | 6 | | 96 | | 24 | | 233 | | | |
| 05:30 | 25 | | 136 | | 6 | | 116 | | 31 | | 252 | | | |
| 05:45 | 36 | | 118 | | 11 | | 107 | | 47 | | 225 | | | |
| 06:00 | 37 | 216 | 106 | 306 | 8 | 98 | 87 | 304 | 45 | 314 | 193 | 610 | | |
| 06:15 | 49 | | 78 | | 18 | | 76 | | 67 | | 154 | | | |
| 06:30 | 54 | | 62 | | 30 | | 66 | | 84 | | 128 | | | |
| 06:45 | 76 | | 60 | | 42 | | 75 | | 118 | | 135 | | | |
| 07:00 | 108 | 472 | 57 | 206 | 40 | 319 | 80 | 221 | 148 | 791 | 137 | 427 | | |
| 07:15 | 98 | | 50 | | 65 | | 51 | | 163 | | 101 | | | |
| 07:30 | 128 | | 58 | | 102 | | 36 | | 230 | | 94 | | | |
| 07:45 | 138 | | 41 | | 112 | | 54 | | 250 | | 95 | | | |
| 08:00 | 136 | 442 | 46 | 166 | 58 | 224 | 53 | 153 | 194 | 666 | 99 | 319 | | |
| 08:15 | 102 | | 42 | | 44 | | 36 | | 146 | | 78 | | | |
| 08:30 | 86 | | 46 | | 54 | | 32 | | 140 | | 78 | | | |
| 08:45 | 118 | | 32 | | 68 | | 32 | | 186 | | 64 | | | |
| 09:00 | 116 | 486 | 23 | 102 | 70 | 299 | 37 | 101 | 186 | 785 | 60 | 203 | | |
| 09:15 | 128 | | 31 | | 72 | | 24 | | 200 | | 55 | | | |
| 09:30 | 128 | | 28 | | 87 | | 20 | | 215 | | 48 | | | |
| 09:45 | 114 | | 20 | | 70 | | 20 | | 184 | | 40 | | | |
| 10:00 | 106 | 469 | 14 | 40 | 68 | 285 | 15 | 48 | 174 | 754 | 29 | 88 | | |
| 10:15 | 128 | | 12 | | 66 | | 16 | | 194 | | 28 | | | |
| 10:30 | 121 | | 11 | | 76 | | 9 | | 197 | | 20 | | | |
| 10:45 | 114 | | 3 | | 75 | | 8 | | 189 | | 11 | | | |
| 11:00 | 132 | 498 | 14 | 31 | 70 | 311 | 13 | 28 | 202 | 809 | 27 | 59 | | |
| 11:15 | 130 | | 10 | | 77 | | 8 | | 207 | | 18 | | | |
| 11:30 | 106 | | 3 | | 80 | | 5 | | 186 | | 8 | | | |
| 11:45 | 130 | | 4 | | 84 | | 2 | | 214 | | 6 | | | |
| Totals | 2,756 | | 4,143 | | 1,589 | | 3,119 | | 4,345 | | 7,262 | | | |
| Split% | 63.4 | | 57.1 | | 36.6 | | 42.9 | | | | | | | |
| Day Totals | | 6,899 | | | | 4,708 | | | | 11,607 | | | | |
| Day Splits | | 59.4 | | | | 40.6 | | | | | | | | |
| Peak Hour | 07:30 | | 01:00 | | 07:15 | | 04:15 | | 07:15 | | 04:45 | | | |
| Volume | 504 | | 633 | | 337 | | 453 | | 837 | | 979 | | | |
| Factor | 0.91 | | 0.91 | | 0.75 | | 0.94 | | 0.84 | | 0.96 | | | |

Transportation Studies, Inc.

2640 Walnut Avenue, Suite L
Tustin, CA. 92780

Location : AVENIDA PICO
Segment : E/O CALLE FRONTERA/AVE PRESIDIO
Client : CITY SAN CLEMENTE

Site: AN CLEMENTE
Date: 01/22/19

| Interval | EB | | | | WB | | | | Combined | | | | Day: | Tuesday |
|------------|-------|--------|--------|-------|-------|--------|--------|-------|----------|--------|--------|-------|------|---------|
| | AM | | PM | | AM | | PM | | AM | | PM | | | |
| 12:00 | 18 | 59 | 315 | 1,509 | 19 | 56 | 362 | 1,605 | 37 | 115 | 677 | 3,114 | | |
| 12:15 | 16 | | 404 | | 17 | | 397 | | 33 | | 801 | | | |
| 12:30 | 13 | | 396 | | 10 | | 426 | | 23 | | 822 | | | |
| 12:45 | 12 | | 394 | | 10 | | 420 | | 22 | | 814 | | | |
| 01:00 | 12 | 35 | 326 | 1,429 | 15 | 25 | 434 | 1,391 | 27 | 60 | 760 | 2,820 | | |
| 01:15 | 6 | | 418 | | 3 | | 297 | | 9 | | 715 | | | |
| 01:30 | 11 | | 370 | | 4 | | 318 | | 15 | | 688 | | | |
| 01:45 | 6 | | 315 | | 3 | | 342 | | 9 | | 657 | | | |
| 02:00 | 9 | 21 | 364 | 1,469 | 25 | 50 | 320 | 1,593 | 34 | 71 | 684 | 3,062 | | |
| 02:15 | 7 | | 326 | | 8 | | 397 | | 15 | | 723 | | | |
| 02:30 | 3 | | 322 | | 12 | | 456 | | 15 | | 778 | | | |
| 02:45 | 2 | | 457 | | 5 | | 420 | | 7 | | 877 | | | |
| 03:00 | 7 | 57 | 434 | 1,554 | 5 | 23 | 485 | 1,871 | 12 | 80 | 919 | 3,425 | | |
| 03:15 | 10 | | 372 | | 4 | | 448 | | 14 | | 820 | | | |
| 03:30 | 14 | | 343 | | 7 | | 556 | | 21 | | 899 | | | |
| 03:45 | 26 | | 405 | | 7 | | 382 | | 33 | | 787 | | | |
| 04:00 | 14 | 123 | 328 | 1,436 | 15 | 112 | 570 | 2,226 | 29 | 235 | 898 | 3,662 | | |
| 04:15 | 22 | | 356 | | 18 | | 525 | | 40 | | 881 | | | |
| 04:30 | 35 | | 344 | | 37 | | 588 | | 72 | | 932 | | | |
| 04:45 | 52 | | 408 | | 42 | | 543 | | 94 | | 951 | | | |
| 05:00 | 45 | 441 | 378 | 1,556 | 34 | 298 | 670 | 2,216 | 79 | 739 | 1,048 | 3,772 | | |
| 05:15 | 80 | | 374 | | 66 | | 560 | | 146 | | 934 | | | |
| 05:30 | 128 | | 404 | | 88 | | 546 | | 216 | | 950 | | | |
| 05:45 | 188 | | 400 | | 110 | | 440 | | 298 | | 840 | | | |
| 06:00 | 130 | 906 | 330 | 1,286 | 127 | 699 | 438 | 1,374 | 257 | 1,605 | 768 | 2,660 | | |
| 06:15 | 182 | | 342 | | 148 | | 342 | | 330 | | 684 | | | |
| 06:30 | 240 | | 320 | | 228 | | 302 | | 468 | | 622 | | | |
| 06:45 | 354 | | 294 | | 196 | | 292 | | 550 | | 586 | | | |
| 07:00 | 286 | 1,611 | 260 | 842 | 272 | 1,836 | 292 | 806 | 558 | 3,447 | 552 | 1,648 | | |
| 07:15 | 390 | | 204 | | 520 | | 194 | | 910 | | 398 | | | |
| 07:30 | 478 | | 188 | | 602 | | 158 | | 1,080 | | 346 | | | |
| 07:45 | 457 | | 190 | | 442 | | 162 | | 899 | | 352 | | | |
| 08:00 | 433 | 1,598 | 188 | 629 | 296 | 1,104 | 171 | 611 | 729 | 2,702 | 359 | 1,240 | | |
| 08:15 | 399 | | 160 | | 278 | | 171 | | 677 | | 331 | | | |
| 08:30 | 384 | | 155 | | 260 | | 131 | | 644 | | 286 | | | |
| 08:45 | 382 | | 126 | | 270 | | 138 | | 652 | | 264 | | | |
| 09:00 | 337 | 1,354 | 140 | 416 | 276 | 1,169 | 150 | 413 | 613 | 2,523 | 290 | 829 | | |
| 09:15 | 363 | | 108 | | 268 | | 92 | | 631 | | 200 | | | |
| 09:30 | 331 | | 87 | | 312 | | 94 | | 643 | | 181 | | | |
| 09:45 | 323 | | 81 | | 313 | | 77 | | 636 | | 158 | | | |
| 10:00 | 258 | 1,131 | 62 | 204 | 276 | 1,186 | 70 | 224 | 534 | 2,317 | 132 | 428 | | |
| 10:15 | 292 | | 52 | | 294 | | 60 | | 586 | | 112 | | | |
| 10:30 | 264 | | 50 | | 288 | | 60 | | 552 | | 110 | | | |
| 10:45 | 317 | | 40 | | 328 | | 34 | | 645 | | 74 | | | |
| 11:00 | 271 | 1,152 | 26 | 108 | 349 | 1,374 | 44 | 103 | 620 | 2,526 | 70 | 211 | | |
| 11:15 | 262 | | 35 | | 318 | | 28 | | 580 | | 63 | | | |
| 11:30 | 294 | | 25 | | 373 | | 17 | | 667 | | 42 | | | |
| 11:45 | 325 | | 22 | | 334 | | 14 | | 659 | | 36 | | | |
| Totals | 8,488 | | 12,438 | | 7,932 | | 14,433 | | 16,420 | | 26,871 | | | |
| Split% | 51.7 | | 46.3 | | 48.3 | | 53.7 | | | | | | | |
| Day Totals | | 20,926 | | | | 22,365 | | | | 43,291 | | | | |
| Day Splits | | 48.3 | | | | 51.7 | | | | | | | | |
| Peak Hour | 07:30 | | 02:45 | | 07:15 | | 04:30 | | 07:15 | | 04:45 | | | |
| Volume | 1,767 | | 1,606 | | 1,860 | | 2,361 | | 3,618 | | 3,883 | | | |
| Factor | 0.92 | | 0.88 | | 0.77 | | 0.88 | | 0.84 | | 0.93 | | | |

Transportation Studies, Inc.

2640 Walnut Avenue, Suite L
Tustin, CA. 92780

Location : AVENIDA PICO
Segment : E/O AVENIDA VISTA HERMOSA
Client : CITY SAN CLEMENT

Site: AN CLEMENTE
Date: 01/22/19

| Interval | EB | | | | WB | | | | Combined | | Day: | Tuesday |
|------------|-------|-------|-------|-----|-------|-------|-------|-----|----------|--------|-------|---------|
| | AM | PM | AM | PM | AM | PM | AM | PM | | | | |
| 12:00 | 8 | 17 | 106 | 441 | 2 | 7 | 98 | 467 | 10 | 24 | 204 | 908 |
| 12:15 | 4 | | 118 | | 2 | | 117 | | 6 | | 235 | |
| 12:30 | 3 | | 98 | | 1 | | 136 | | 4 | | 234 | |
| 12:45 | 2 | | 119 | | 2 | | 116 | | 4 | | 235 | |
| 01:00 | 0 | 9 | 146 | 555 | 0 | 3 | 122 | 404 | 0 | 12 | 268 | 959 |
| 01:15 | 2 | | 142 | | 1 | | 109 | | 3 | | 251 | |
| 01:30 | 5 | | 149 | | 0 | | 85 | | 5 | | 234 | |
| 01:45 | 2 | | 118 | | 2 | | 88 | | 4 | | 206 | |
| 02:00 | 4 | 5 | 128 | 464 | 1 | 5 | 82 | 418 | 5 | 10 | 210 | 882 |
| 02:15 | 1 | | 110 | | 3 | | 124 | | 4 | | 234 | |
| 02:30 | 0 | | 108 | | 1 | | 112 | | 1 | | 220 | |
| 02:45 | 0 | | 118 | | 0 | | 100 | | 0 | | 218 | |
| 03:00 | 1 | 8 | 112 | 523 | 0 | 0 | 150 | 542 | 1 | 8 | 262 | 1.065 |
| 03:15 | 0 | | 111 | | 0 | | 144 | | 0 | | 255 | |
| 03:30 | 3 | | 162 | | 0 | | 130 | | 3 | | 292 | |
| 03:45 | 4 | | 138 | | 0 | | 118 | | 4 | | 256 | |
| 04:00 | 3 | 21 | 120 | 460 | 0 | 12 | 124 | 516 | 3 | 33 | 244 | 976 |
| 04:15 | 2 | | 116 | | 3 | | 140 | | 5 | | 256 | |
| 04:30 | 11 | | 112 | | 6 | | 124 | | 17 | | 236 | |
| 04:45 | 5 | | 112 | | 3 | | 128 | | 8 | | 240 | |
| 05:00 | 8 | 55 | 115 | 442 | 2 | 37 | 137 | 507 | 10 | 92 | 252 | 949 |
| 05:15 | 8 | | 104 | | 5 | | 122 | | 13 | | 226 | |
| 05:30 | 14 | | 125 | | 10 | | 128 | | 24 | | 253 | |
| 05:45 | 25 | | 98 | | 20 | | 120 | | 45 | | 218 | |
| 06:00 | 36 | 147 | 98 | 286 | 23 | 129 | 118 | 350 | 59 | 276 | 216 | 636 |
| 06:15 | 36 | | 68 | | 18 | | 84 | | 54 | | 152 | |
| 06:30 | 40 | | 72 | | 42 | | 78 | | 82 | | 150 | |
| 06:45 | 35 | | 48 | | 46 | | 70 | | 81 | | 118 | |
| 07:00 | 60 | 323 | 54 | 206 | 52 | 310 | 93 | 228 | 112 | 633 | 147 | 434 |
| 07:15 | 64 | | 56 | | 60 | | 45 | | 124 | | 101 | |
| 07:30 | 86 | | 52 | | 88 | | 46 | | 174 | | 98 | |
| 07:45 | 113 | | 44 | | 110 | | 44 | | 223 | | 88 | |
| 08:00 | 86 | 328 | 38 | 162 | 86 | 288 | 41 | 144 | 172 | 616 | 79 | 306 |
| 08:15 | 70 | | 46 | | 58 | | 35 | | 128 | | 81 | |
| 08:30 | 70 | | 48 | | 62 | | 40 | | 132 | | 88 | |
| 08:45 | 102 | | 30 | | 82 | | 28 | | 184 | | 58 | |
| 09:00 | 98 | 407 | 23 | 98 | 98 | 384 | 24 | 75 | 196 | 791 | 47 | 173 |
| 09:15 | 77 | | 27 | | 104 | | 20 | | 181 | | 47 | |
| 09:30 | 130 | | 25 | | 88 | | 17 | | 218 | | 42 | |
| 09:45 | 102 | | 23 | | 94 | | 14 | | 196 | | 37 | |
| 10:00 | 88 | 390 | 11 | 43 | 86 | 402 | 14 | 46 | 174 | 792 | 25 | 89 |
| 10:15 | 98 | | 16 | | 101 | | 13 | | 199 | | 29 | |
| 10:30 | 90 | | 12 | | 106 | | 11 | | 196 | | 23 | |
| 10:45 | 114 | | 4 | | 109 | | 8 | | 223 | | 12 | |
| 11:00 | 121 | 440 | 10 | 22 | 100 | 429 | 11 | 27 | 221 | 869 | 21 | 49 |
| 11:15 | 91 | | 7 | | 104 | | 8 | | 195 | | 15 | |
| 11:30 | 114 | | 2 | | 115 | | 6 | | 229 | | 8 | |
| 11:45 | 114 | | 3 | | 110 | | 2 | | 224 | | 5 | |
| Totals | 2,150 | | 3,702 | | 2,006 | | 3,724 | | 4,156 | | 7,426 | |
| Split% | 51.7 | | 49.9 | | 48.3 | | 50.1 | | | | | |
| Day Totals | | 5,852 | | | | 5,730 | | | | 11,582 | | |
| Day Splits | | 50.5 | | | | 49.5 | | | | | | |
| Peak Hour | 10:45 | | 12:45 | | 11:00 | | 03:00 | | 11:00 | | 03:00 | |
| Volume | 440 | | 556 | | 429 | | 542 | | 869 | | 1,065 | |
| Factor | 0.91 | | 0.93 | | 0.93 | | 0.90 | | 0.95 | | 0.91 | |

Transportation Studies, Inc.

2640 Walnut Avenue, Suite L
Tustin, CA. 92780

Location : AVENIDA PICO
Segment : E/O I-5 FREEWAY
Client : CITY SAN CLEMENT

Site: AN CLEMENTE
Date: 01/22/19

| Interval | EB | | | | WB | | | | Combined | | | | Day: | Tuesday |
|------------|--------|--------|--------|-------|-------|--------|--------|-------|----------|--------|--------|-------|------|---------|
| | AM | | PM | | AM | | PM | | AM | | PM | | | |
| 12:00 | 22 | 89 | 428 | 1.748 | 21 | 71 | 363 | 1.663 | 43 | 160 | 791 | 3.411 | | |
| 12:15 | 21 | | 466 | | 24 | | 426 | | 45 | | 892 | | | |
| 12:30 | 23 | | 406 | | 13 | | 482 | | 36 | | 888 | | | |
| 12:45 | 23 | | 448 | | 13 | | 392 | | 36 | | 840 | | | |
| 01:00 | 12 | 61 | 330 | 1.596 | 20 | 42 | 424 | 1.436 | 32 | 103 | 754 | 3.032 | | |
| 01:15 | 18 | | 444 | | 10 | | 344 | | 28 | | 788 | | | |
| 01:30 | 21 | | 437 | | 6 | | 321 | | 27 | | 758 | | | |
| 01:45 | 10 | | 385 | | 6 | | 347 | | 16 | | 732 | | | |
| 02:00 | 17 | 40 | 384 | 1.747 | 22 | 56 | 299 | 1.577 | 39 | 96 | 683 | 3.324 | | |
| 02:15 | 8 | | 396 | | 11 | | 321 | | 19 | | 717 | | | |
| 02:30 | 9 | | 435 | | 14 | | 454 | | 23 | | 889 | | | |
| 02:45 | 6 | | 532 | | 9 | | 503 | | 15 | | 1,035 | | | |
| 03:00 | 10 | 79 | 480 | 1.838 | 10 | 36 | 518 | 1.858 | 20 | 115 | 998 | 3.696 | | |
| 03:15 | 16 | | 424 | | 8 | | 436 | | 24 | | 860 | | | |
| 03:30 | 18 | | 448 | | 10 | | 494 | | 28 | | 942 | | | |
| 03:45 | 35 | | 486 | | 8 | | 410 | | 43 | | 896 | | | |
| 04:00 | 25 | 176 | 418 | 1.874 | 28 | 130 | 496 | 2.122 | 53 | 306 | 914 | 3.996 | | |
| 04:15 | 33 | | 479 | | 16 | | 524 | | 49 | | 1,003 | | | |
| 04:30 | 47 | | 459 | | 38 | | 534 | | 85 | | 993 | | | |
| 04:45 | 71 | | 518 | | 48 | | 568 | | 119 | | 1,086 | | | |
| 05:00 | 60 | 520 | 454 | 1.886 | 47 | 333 | 606 | 2.160 | 107 | 853 | 1,060 | 4.046 | | |
| 05:15 | 96 | | 464 | | 64 | | 576 | | 160 | | 1,040 | | | |
| 05:30 | 136 | | 498 | | 100 | | 536 | | 236 | | 1,034 | | | |
| 05:45 | 228 | | 470 | | 122 | | 442 | | 350 | | 912 | | | |
| 06:00 | 178 | 1.176 | 418 | 1.607 | 148 | 752 | 412 | 1.536 | 326 | 1.928 | 830 | 3.143 | | |
| 06:15 | 242 | | 434 | | 132 | | 430 | | 374 | | 864 | | | |
| 06:30 | 362 | | 383 | | 236 | | 360 | | 598 | | 743 | | | |
| 06:45 | 394 | | 372 | | 236 | | 334 | | 630 | | 706 | | | |
| 07:00 | 406 | 2.536 | 284 | 979 | 244 | 1.647 | 308 | 1.000 | 650 | 4.183 | 592 | 1.979 | | |
| 07:15 | 548 | | 248 | | 340 | | 252 | | 888 | | 500 | | | |
| 07:30 | 868 | | 227 | | 488 | | 207 | | 1,356 | | 434 | | | |
| 07:45 | 714 | | 220 | | 575 | | 233 | | 1,289 | | 453 | | | |
| 08:00 | 471 | 1.826 | 212 | 728 | 320 | 1.176 | 190 | 688 | 791 | 3.002 | 402 | 1.416 | | |
| 08:15 | 464 | | 174 | | 284 | | 188 | | 748 | | 362 | | | |
| 08:30 | 419 | | 184 | | 298 | | 162 | | 717 | | 346 | | | |
| 08:45 | 472 | | 158 | | 274 | | 148 | | 746 | | 306 | | | |
| 09:00 | 424 | 1.632 | 155 | 525 | 294 | 1.246 | 156 | 466 | 718 | 2.878 | 311 | 991 | | |
| 09:15 | 422 | | 120 | | 302 | | 104 | | 724 | | 224 | | | |
| 09:30 | 408 | | 127 | | 328 | | 104 | | 736 | | 231 | | | |
| 09:45 | 378 | | 123 | | 322 | | 102 | | 700 | | 225 | | | |
| 10:00 | 339 | 1.397 | 87 | 285 | 286 | 1.209 | 90 | 264 | 625 | 2.606 | 177 | 549 | | |
| 10:15 | 346 | | 84 | | 295 | | 70 | | 641 | | 154 | | | |
| 10:30 | 340 | | 64 | | 300 | | 62 | | 640 | | 126 | | | |
| 10:45 | 372 | | 50 | | 328 | | 42 | | 700 | | 92 | | | |
| 11:00 | 336 | 1.460 | 43 | 152 | 334 | 1.392 | 54 | 141 | 670 | 2.852 | 97 | 293 | | |
| 11:15 | 321 | | 41 | | 341 | | 38 | | 662 | | 79 | | | |
| 11:30 | 383 | | 40 | | 381 | | 23 | | 764 | | 63 | | | |
| 11:45 | 420 | | 28 | | 336 | | 26 | | 756 | | 54 | | | |
| Totals | 10,992 | | 14,965 | | 8,090 | | 14,911 | | 19,082 | | 29,876 | | | |
| Split% | 57.6 | | 50.1 | | 42.4 | | 49.9 | | | | | | | |
| Day Totals | | 25,957 | | | | 23,001 | | | | 48,958 | | | | |
| Day Splits | | 53.0 | | | | 47.0 | | | | | | | | |
| Peak Hour | 07:15 | | 04:45 | | 07:15 | | 04:45 | | 07:15 | | 04:45 | | | |
| Volume | 2,601 | | 1,934 | | 1,723 | | 2,286 | | 4,324 | | 4,220 | | | |
| Factor | 0.75 | | 0.93 | | 0.75 | | 0.94 | | 0.80 | | 0.97 | | | |

Transportation Studies, Inc.

2640 Walnut Avenue, Suite L
Tustin, CA. 92780

Location : AVENIDA PICO
Segment : E/O AVENIDA LA PATA
Client : CITY SAN CLEMENT

Site: AN CLEMENTE
Date: 01/22/19

| Interval | EB | | | | WB | | | | Combined | | Day: | Tuesday |
|------------|-------|--------|-------|-------|-------|-------|-------|-----|----------|--------|--------|---------|
| | AM | | PM | | AM | | PM | | AM | PM | | |
| 12:00 | 10 | 45 | 189 | 762 | 6 | 19 | 165 | 719 | 16 | 64 | 354 | 1.481 |
| 12:15 | 14 | | 195 | | 6 | | 189 | | 20 | | 384 | |
| 12:30 | 9 | | 202 | | 4 | | 188 | | 13 | | 390 | |
| 12:45 | 12 | | 176 | | 3 | | 177 | | 15 | | 353 | |
| 01:00 | 4 | 12 | 214 | 829 | 0 | 7 | 174 | 625 | 4 | 19 | 388 | 1.454 |
| 01:15 | 4 | | 215 | | 2 | | 130 | | 6 | | 345 | |
| 01:30 | 2 | | 196 | | 3 | | 148 | | 5 | | 344 | |
| 01:45 | 2 | | 204 | | 2 | | 173 | | 4 | | 377 | |
| 02:00 | 2 | 13 | 194 | 752 | 0 | 4 | 153 | 733 | 2 | 17 | 347 | 1.485 |
| 02:15 | 6 | | 201 | | 2 | | 187 | | 8 | | 388 | |
| 02:30 | 3 | | 185 | | 2 | | 187 | | 5 | | 372 | |
| 02:45 | 2 | | 172 | | 0 | | 206 | | 2 | | 378 | |
| 03:00 | 2 | 14 | 322 | 985 | 3 | 18 | 201 | 771 | 5 | 32 | 523 | 1.756 |
| 03:15 | 0 | | 244 | | 8 | | 187 | | 8 | | 431 | |
| 03:30 | 4 | | 202 | | 4 | | 191 | | 8 | | 393 | |
| 03:45 | 8 | | 217 | | 3 | | 192 | | 11 | | 409 | |
| 04:00 | 8 | 30 | 246 | 921 | 9 | 68 | 229 | 848 | 17 | 98 | 475 | 1.769 |
| 04:15 | 4 | | 208 | | 8 | | 206 | | 12 | | 414 | |
| 04:30 | 7 | | 201 | | 10 | | 221 | | 17 | | 422 | |
| 04:45 | 11 | | 266 | | 41 | | 192 | | 52 | | 458 | |
| 05:00 | 14 | 124 | 266 | 1,016 | 22 | 203 | 221 | 691 | 36 | 327 | 487 | 1,707 |
| 05:15 | 12 | | 264 | | 46 | | 146 | | 58 | | 410 | |
| 05:30 | 40 | | 231 | | 60 | | 182 | | 100 | | 413 | |
| 05:45 | 58 | | 255 | | 75 | | 142 | | 133 | | 397 | |
| 06:00 | 73 | 414 | 193 | 729 | 69 | 398 | 171 | 581 | 142 | 812 | 364 | 1,310 |
| 06:15 | 79 | | 198 | | 98 | | 154 | | 177 | | 352 | |
| 06:30 | 114 | | 162 | | 122 | | 114 | | 236 | | 276 | |
| 06:45 | 148 | | 176 | | 109 | | 142 | | 257 | | 318 | |
| 07:00 | 139 | 661 | 149 | 540 | 167 | 948 | 119 | 317 | 306 | 1,609 | 268 | 857 |
| 07:15 | 132 | | 126 | | 285 | | 82 | | 417 | | 208 | |
| 07:30 | 158 | | 124 | | 276 | | 66 | | 434 | | 190 | |
| 07:45 | 232 | | 141 | | 220 | | 50 | | 452 | | 191 | |
| 08:00 | 170 | 660 | 116 | 427 | 179 | 668 | 51 | 189 | 349 | 1,328 | 167 | 616 |
| 08:15 | 170 | | 140 | | 172 | | 34 | | 342 | | 174 | |
| 08:30 | 158 | | 99 | | 159 | | 56 | | 317 | | 155 | |
| 08:45 | 162 | | 72 | | 158 | | 48 | | 320 | | 120 | |
| 09:00 | 148 | 645 | 101 | 289 | 175 | 611 | 40 | 113 | 323 | 1,256 | 141 | 402 |
| 09:15 | 184 | | 70 | | 126 | | 33 | | 310 | | 103 | |
| 09:30 | 158 | | 62 | | 153 | | 28 | | 311 | | 90 | |
| 09:45 | 155 | | 56 | | 157 | | 12 | | 312 | | 68 | |
| 10:00 | 140 | 589 | 34 | 132 | 148 | 604 | 18 | 55 | 288 | 1,193 | 52 | 187 |
| 10:15 | 158 | | 52 | | 141 | | 24 | | 299 | | 76 | |
| 10:30 | 156 | | 26 | | 152 | | 10 | | 308 | | 36 | |
| 10:45 | 135 | | 20 | | 163 | | 3 | | 298 | | 23 | |
| 11:00 | 140 | 613 | 24 | 66 | 160 | 703 | 14 | 34 | 300 | 1,316 | 38 | 100 |
| 11:15 | 153 | | 24 | | 200 | | 9 | | 353 | | 33 | |
| 11:30 | 158 | | 12 | | 173 | | 8 | | 331 | | 20 | |
| 11:45 | 162 | | 6 | | 170 | | 3 | | 332 | | 9 | |
| Totals | 3,820 | | 7,448 | | 4,251 | | 5,676 | | 8,071 | | 13,124 | |
| Split% | 47.3 | | 56.8 | | 52.7 | | 43.2 | | | | | |
| Day Totals | | 11,268 | | | | 9,927 | | | | 21,195 | | |
| Day Splits | | 53.2 | | | | 46.8 | | | | | | |
| Peak Hour | 07:30 | | 04:45 | | 07:15 | | 03:45 | | 07:15 | | 04:15 | |
| Volume | 730 | | 1,027 | | 960 | | 848 | | 1,652 | | 1,781 | |
| Factor | 0.79 | | 0.97 | | 0.84 | | 0.93 | | 0.91 | | 0.91 | |

Transportation Studies, Inc.

2640 Walnut Avenue, Suite L
Tustin, CA. 92780

Location : AVENIDA PICO
Segment : E/O VALLE DE LOS MOLINOS
Client : CITY SAN CLEMENT

Site: AN CLEMENTE
Date: 01/22/19

| Interval | EB | | | | WB | | | | Combined | | | | Day: | Tuesday |
|------------|-------|-------|-------|-----|-------|--------|-------|-------|----------|--------|--------|-------|------|---------|
| | AM | | PM | | AM | | PM | | AM | | PM | | | |
| 12:00 | 6 | 19 | 154 | 645 | 11 | 41 | 258 | 1,118 | 17 | 60 | 412 | 1,763 | | |
| 12:15 | 4 | | 172 | | 10 | | 282 | | 14 | | 454 | | | |
| 12:30 | 6 | | 148 | | 11 | | 312 | | 17 | | 460 | | | |
| 12:45 | 3 | | 171 | | 9 | | 266 | | 12 | | 437 | | | |
| 01:00 | 3 | 15 | 187 | 792 | 1 | 17 | 258 | 911 | 4 | 32 | 445 | 1,703 | | |
| 01:15 | 3 | | 215 | | 8 | | 194 | | 11 | | 409 | | | |
| 01:30 | 7 | | 214 | | 6 | | 216 | | 13 | | 430 | | | |
| 01:45 | 2 | | 176 | | 2 | | 243 | | 4 | | 419 | | | |
| 02:00 | 6 | 7 | 185 | 667 | 8 | 14 | 245 | 923 | 14 | 21 | 430 | 1,590 | | |
| 02:15 | 1 | | 152 | | 0 | | 226 | | 1 | | 378 | | | |
| 02:30 | 0 | | 163 | | 6 | | 212 | | 6 | | 375 | | | |
| 02:45 | 0 | | 167 | | 0 | | 240 | | 0 | | 407 | | | |
| 03:00 | 3 | 17 | 158 | 679 | 6 | 17 | 274 | 990 | 9 | 34 | 432 | 1,669 | | |
| 03:15 | 0 | | 136 | | 2 | | 240 | | 2 | | 376 | | | |
| 03:30 | 8 | | 196 | | 5 | | 238 | | 13 | | 434 | | | |
| 03:45 | 6 | | 189 | | 4 | | 238 | | 10 | | 427 | | | |
| 04:00 | 3 | 30 | 178 | 692 | 8 | 55 | 206 | 1,078 | 11 | 85 | 384 | 1,770 | | |
| 04:15 | 6 | | 186 | | 6 | | 297 | | 12 | | 483 | | | |
| 04:30 | 14 | | 156 | | 15 | | 296 | | 29 | | 452 | | | |
| 04:45 | 7 | | 172 | | 26 | | 279 | | 33 | | 451 | | | |
| 05:00 | 11 | 75 | 184 | 624 | 20 | 125 | 331 | 1,182 | 31 | 200 | 515 | 1,806 | | |
| 05:15 | 9 | | 138 | | 16 | | 312 | | 25 | | 450 | | | |
| 05:30 | 22 | | 165 | | 38 | | 280 | | 60 | | 445 | | | |
| 05:45 | 33 | | 137 | | 51 | | 259 | | 84 | | 396 | | | |
| 06:00 | 42 | 201 | 162 | 450 | 84 | 406 | 212 | 819 | 126 | 607 | 374 | 1,269 | | |
| 06:15 | 47 | | 106 | | 72 | | 213 | | 119 | | 319 | | | |
| 06:30 | 60 | | 92 | | 128 | | 198 | | 188 | | 290 | | | |
| 06:45 | 52 | | 90 | | 122 | | 196 | | 174 | | 286 | | | |
| 07:00 | 88 | 480 | 92 | 306 | 111 | 818 | 188 | 576 | 199 | 1,298 | 280 | 882 | | |
| 07:15 | 112 | | 81 | | 140 | | 148 | | 252 | | 229 | | | |
| 07:30 | 132 | | 61 | | 231 | | 111 | | 363 | | 172 | | | |
| 07:45 | 148 | | 72 | | 336 | | 129 | | 484 | | 201 | | | |
| 08:00 | 121 | 439 | 60 | 207 | 232 | 796 | 95 | 357 | 353 | 1,235 | 155 | 564 | | |
| 08:15 | 103 | | 56 | | 166 | | 124 | | 269 | | 180 | | | |
| 08:30 | 106 | | 55 | | 166 | | 62 | | 272 | | 117 | | | |
| 08:45 | 109 | | 36 | | 232 | | 76 | | 341 | | 112 | | | |
| 09:00 | 129 | 539 | 35 | 132 | 202 | 830 | 66 | 234 | 331 | 1,369 | 101 | 366 | | |
| 09:15 | 116 | | 32 | | 172 | | 52 | | 288 | | 84 | | | |
| 09:30 | 168 | | 32 | | 228 | | 68 | | 396 | | 100 | | | |
| 09:45 | 126 | | 33 | | 228 | | 48 | | 354 | | 81 | | | |
| 10:00 | 130 | 547 | 16 | 67 | 186 | 840 | 35 | 166 | 316 | 1,387 | 51 | 233 | | |
| 10:15 | 153 | | 22 | | 244 | | 44 | | 397 | | 66 | | | |
| 10:30 | 124 | | 19 | | 202 | | 48 | | 326 | | 67 | | | |
| 10:45 | 140 | | 10 | | 208 | | 39 | | 348 | | 49 | | | |
| 11:00 | 169 | 618 | 20 | 43 | 249 | 1,009 | 30 | 93 | 418 | 1,627 | 50 | 136 | | |
| 11:15 | 133 | | 10 | | 290 | | 36 | | 423 | | 46 | | | |
| 11:30 | 160 | | 6 | | 214 | | 13 | | 374 | | 19 | | | |
| 11:45 | 156 | | 7 | | 256 | | 14 | | 412 | | 21 | | | |
| Totals | 2,987 | | 5,304 | | 4,968 | | 8,447 | | 7,955 | | 13,751 | | | |
| Split% | 37.5 | | 38.6 | | 62.5 | | 61.4 | | | | | | | |
| Day Totals | | 8,291 | | | | 13,415 | | | | 21,706 | | | | |
| Day Splits | | 38.2 | | | | 61.8 | | | | | | | | |
| Peak Hour | 11:00 | | 01:00 | | 11:00 | | 04:30 | | 11:00 | | 04:15 | | | |
| Volume | 618 | | 792 | | 1,009 | | 1,218 | | 1,627 | | 1,901 | | | |
| Factor | 0.91 | | 0.92 | | 0.87 | | 0.92 | | 0.96 | | 0.92 | | | |

Transportation Studies, Inc.

2640 Walnut Avenue, Suite L
Tustin, CA. 92780

Location : AVENIDA PICO
Segment : E/O SAN CLEMENTE HIGH SCHOOL
Client : CITY SAN CLEMENT

Site: AN CLEMENTE
Date: 01/22/19

| Interval | EB | | | | WB | | | | Combined | | | | Day: | Tuesday |
|------------|-------|--------|--------|-------|-------|--------|--------|-------|----------|--------|--------|-------|------|---------|
| | AM | | PM | | AM | | PM | | AM | | PM | | | |
| 12:00 | 14 | 61 | 321 | 1,360 | 21 | 58 | 342 | 1,663 | 35 | 119 | 663 | 3,023 | | |
| 12:15 | 19 | | 347 | | 17 | | 440 | | 36 | | 787 | | | |
| 12:30 | 15 | | 319 | | 11 | | 471 | | 26 | | 790 | | | |
| 12:45 | 13 | | 373 | | 9 | | 410 | | 22 | | 783 | | | |
| 01:00 | 13 | 37 | 286 | 1,323 | 19 | 30 | 404 | 1,384 | 32 | 67 | 690 | 2,707 | | |
| 01:15 | 6 | | 361 | | 4 | | 338 | | 10 | | 699 | | | |
| 01:30 | 12 | | 370 | | 3 | | 304 | | 15 | | 674 | | | |
| 01:45 | 6 | | 306 | | 4 | | 338 | | 10 | | 644 | | | |
| 02:00 | 8 | 22 | 324 | 1,320 | 21 | 51 | 302 | 1,595 | 29 | 73 | 626 | 2,915 | | |
| 02:15 | 9 | | 332 | | 11 | | 338 | | 20 | | 670 | | | |
| 02:30 | 1 | | 316 | | 12 | | 455 | | 13 | | 771 | | | |
| 02:45 | 4 | | 348 | | 7 | | 500 | | 11 | | 848 | | | |
| 03:00 | 6 | 51 | 341 | 1,404 | 4 | 22 | 505 | 1,850 | 10 | 73 | 846 | 3,254 | | |
| 03:15 | 10 | | 339 | | 7 | | 440 | | 17 | | 779 | | | |
| 03:30 | 12 | | 328 | | 7 | | 468 | | 19 | | 796 | | | |
| 03:45 | 23 | | 396 | | 4 | | 437 | | 27 | | 833 | | | |
| 04:00 | 20 | 138 | 346 | 1,452 | 22 | 119 | 458 | 2,068 | 42 | 257 | 804 | 3,520 | | |
| 04:15 | 23 | | 350 | | 16 | | 520 | | 39 | | 870 | | | |
| 04:30 | 39 | | 352 | | 37 | | 525 | | 76 | | 877 | | | |
| 04:45 | 56 | | 404 | | 44 | | 565 | | 100 | | 969 | | | |
| 05:00 | 46 | 423 | 382 | 1,574 | 41 | 310 | 582 | 2,127 | 87 | 733 | 964 | 3,701 | | |
| 05:15 | 80 | | 384 | | 58 | | 589 | | 138 | | 973 | | | |
| 05:30 | 108 | | 402 | | 97 | | 500 | | 205 | | 902 | | | |
| 05:45 | 189 | | 406 | | 114 | | 456 | | 303 | | 862 | | | |
| 06:00 | 135 | 843 | 340 | 1,283 | 143 | 819 | 390 | 1,494 | 278 | 1,662 | 730 | 2,777 | | |
| 06:15 | 172 | | 326 | | 154 | | 422 | | 326 | | 748 | | | |
| 06:30 | 206 | | 308 | | 296 | | 354 | | 502 | | 662 | | | |
| 06:45 | 330 | | 309 | | 226 | | 328 | | 556 | | 637 | | | |
| 07:00 | 304 | 1,443 | 246 | 852 | 240 | 1,893 | 300 | 967 | 544 | 3,336 | 546 | 1,819 | | |
| 07:15 | 372 | | 230 | | 458 | | 240 | | 830 | | 470 | | | |
| 07:30 | 360 | | 188 | | 584 | | 199 | | 944 | | 387 | | | |
| 07:45 | 407 | | 188 | | 611 | | 228 | | 1,018 | | 416 | | | |
| 08:00 | 390 | 1,538 | 182 | 623 | 313 | 1,113 | 177 | 653 | 703 | 2,651 | 359 | 1,276 | | |
| 08:15 | 398 | | 147 | | 266 | | 180 | | 664 | | 327 | | | |
| 08:30 | 348 | | 152 | | 264 | | 154 | | 612 | | 306 | | | |
| 08:45 | 402 | | 142 | | 270 | | 142 | | 672 | | 284 | | | |
| 09:00 | 360 | 1,361 | 131 | 427 | 278 | 1,167 | 152 | 431 | 638 | 2,528 | 283 | 858 | | |
| 09:15 | 357 | | 106 | | 279 | | 94 | | 636 | | 200 | | | |
| 09:30 | 322 | | 94 | | 297 | | 93 | | 619 | | 187 | | | |
| 09:45 | 322 | | 96 | | 313 | | 92 | | 635 | | 188 | | | |
| 10:00 | 278 | 1,135 | 66 | 221 | 275 | 1,184 | 84 | 237 | 553 | 2,319 | 150 | 458 | | |
| 10:15 | 278 | | 62 | | 288 | | 62 | | 566 | | 124 | | | |
| 10:30 | 272 | | 53 | | 299 | | 54 | | 571 | | 107 | | | |
| 10:45 | 307 | | 40 | | 322 | | 37 | | 629 | | 77 | | | |
| 11:00 | 302 | 1,199 | 33 | 118 | 301 | 1,317 | 52 | 119 | 603 | 2,516 | 85 | 237 | | |
| 11:15 | 258 | | 36 | | 328 | | 30 | | 586 | | 66 | | | |
| 11:30 | 295 | | 25 | | 346 | | 21 | | 641 | | 46 | | | |
| 11:45 | 344 | | 24 | | 342 | | 16 | | 686 | | 40 | | | |
| Totals | 8,251 | | 11,957 | | 8,083 | | 14,588 | | 16,334 | | 26,545 | | | |
| Split% | 50.5 | | 45.0 | | 49.5 | | 55.0 | | | | | | | |
| Day Totals | | 20,208 | | | | 22,671 | | | | 42,879 | | | | |
| Day Splits | | 47.1 | | | | 52.9 | | | | | | | | |
| Peak Hour | 07:30 | | 05:00 | | 07:15 | | 04:30 | | 07:15 | | 04:45 | | | |
| Volume | 1,555 | | 1,574 | | 1,966 | | 2,261 | | 3,495 | | 3,808 | | | |
| Factor | 0.96 | | 0.97 | | 0.80 | | 0.96 | | 0.86 | | 0.98 | | | |

Transportation Studies, Inc.

2640 Walnut Avenue, Suite L
Tustin, CA. 92780

Location : AVENIDA PICO
Segment : E/O CAMINO VERA CRUZ
Client : CITY SAN CLEMENT

Site: AN CLEMENTE
Date: 01/22/19

| Interval | EB | | | | WB | | | | Combined | | Day: | Tuesday |
|------------|-------|--------|-------|-----|-------|--------|-------|-------|----------|--------|--------|---------|
| | AM | | PM | | AM | | PM | | AM | PM | | |
| 12:00 | 9 | 33 | 204 | 917 | 9 | 27 | 188 | 836 | 18 | 60 | 392 | 1.753 |
| 12:15 | 11 | | 242 | | 6 | | 220 | | 17 | | 462 | |
| 12:30 | 5 | | 265 | | 6 | | 216 | | 11 | | 481 | |
| 12:45 | 8 | | 206 | | 6 | | 212 | | 14 | | 418 | |
| 01:00 | 5 | 17 | 230 | 875 | 13 | 21 | 186 | 740 | 18 | 38 | 416 | 1.615 |
| 01:15 | 6 | | 236 | | 2 | | 180 | | 8 | | 416 | |
| 01:30 | 3 | | 213 | | 4 | | 170 | | 7 | | 383 | |
| 01:45 | 3 | | 196 | | 2 | | 204 | | 5 | | 400 | |
| 02:00 | 3 | 8 | 220 | 820 | 4 | 15 | 211 | 851 | 7 | 23 | 431 | 1.671 |
| 02:15 | 3 | | 166 | | 3 | | 192 | | 6 | | 358 | |
| 02:30 | 1 | | 196 | | 6 | | 236 | | 7 | | 432 | |
| 02:45 | 1 | | 238 | | 2 | | 212 | | 3 | | 450 | |
| 03:00 | 3 | 19 | 320 | 985 | 2 | 9 | 228 | 878 | 5 | 28 | 548 | 1.863 |
| 03:15 | 1 | | 235 | | 5 | | 232 | | 6 | | 467 | |
| 03:30 | 7 | | 228 | | 2 | | 234 | | 9 | | 462 | |
| 03:45 | 8 | | 202 | | 0 | | 184 | | 8 | | 386 | |
| 04:00 | 11 | 49 | 264 | 939 | 8 | 59 | 256 | 1,014 | 19 | 108 | 520 | 1.953 |
| 04:15 | 6 | | 202 | | 10 | | 262 | | 16 | | 464 | |
| 04:30 | 12 | | 248 | | 13 | | 262 | | 25 | | 510 | |
| 04:45 | 20 | | 225 | | 28 | | 234 | | 48 | | 459 | |
| 05:00 | 20 | 199 | 277 | 981 | 16 | 158 | 270 | 1,018 | 36 | 357 | 547 | 1,999 |
| 05:15 | 39 | | 242 | | 26 | | 280 | | 65 | | 522 | |
| 05:30 | 62 | | 236 | | 53 | | 236 | | 115 | | 472 | |
| 05:45 | 78 | | 226 | | 63 | | 232 | | 141 | | 458 | |
| 06:00 | 78 | 449 | 216 | 734 | 60 | 337 | 229 | 765 | 138 | 786 | 445 | 1.499 |
| 06:15 | 83 | | 164 | | 77 | | 200 | | 160 | | 364 | |
| 06:30 | 114 | | 186 | | 111 | | 156 | | 225 | | 342 | |
| 06:45 | 174 | | 168 | | 89 | | 180 | | 263 | | 348 | |
| 07:00 | 150 | 712 | 150 | 492 | 146 | 848 | 166 | 526 | 296 | 1,560 | 316 | 1,018 |
| 07:15 | 138 | | 136 | | 236 | | 124 | | 374 | | 260 | |
| 07:30 | 198 | | 100 | | 262 | | 115 | | 460 | | 215 | |
| 07:45 | 226 | | 106 | | 204 | | 121 | | 430 | | 227 | |
| 08:00 | 188 | 725 | 106 | 353 | 159 | 557 | 108 | 396 | 347 | 1,282 | 214 | 749 |
| 08:15 | 187 | | 93 | | 132 | | 98 | | 319 | | 191 | |
| 08:30 | 164 | | 88 | | 124 | | 94 | | 288 | | 182 | |
| 08:45 | 186 | | 66 | | 142 | | 96 | | 328 | | 162 | |
| 09:00 | 159 | 672 | 78 | 243 | 143 | 567 | 92 | 264 | 302 | 1,239 | 170 | 507 |
| 09:15 | 176 | | 58 | | 116 | | 61 | | 292 | | 119 | |
| 09:30 | 173 | | 54 | | 156 | | 62 | | 329 | | 116 | |
| 09:45 | 164 | | 53 | | 152 | | 49 | | 316 | | 102 | |
| 10:00 | 151 | 647 | 35 | 112 | 144 | 649 | 34 | 129 | 295 | 1,296 | 69 | 241 |
| 10:15 | 158 | | 31 | | 163 | | 37 | | 321 | | 68 | |
| 10:30 | 174 | | 28 | | 177 | | 32 | | 351 | | 60 | |
| 10:45 | 164 | | 18 | | 165 | | 26 | | 329 | | 44 | |
| 11:00 | 186 | 744 | 22 | 54 | 174 | 770 | 32 | 72 | 360 | 1,514 | 54 | 126 |
| 11:15 | 165 | | 17 | | 194 | | 17 | | 359 | | 34 | |
| 11:30 | 186 | | 9 | | 206 | | 14 | | 392 | | 23 | |
| 11:45 | 207 | | 6 | | 196 | | 9 | | 403 | | 15 | |
| Totals | 4,274 | | 7,505 | | 4,017 | | 7,489 | | 8,291 | | 14,994 | |
| Split% | 51.5 | | 50.1 | | 48.5 | | 49.9 | | | | | |
| Day Totals | | 11,779 | | | | 11,506 | | | | 23,285 | | |
| Day Splits | | 50.6 | | | | 49.4 | | | | | | |
| Peak Hour | 07:30 | | 02:45 | | 07:15 | | 04:30 | | 07:15 | | 04:30 | |
| Volume | 799 | | 1,021 | | 861 | | 1,046 | | 1,611 | | 2,038 | |
| Factor | 0.88 | | 0.80 | | 0.82 | | 0.93 | | 0.88 | | 0.93 | |

Transportation Studies, Inc.

2640 Walnut Avenue, Suite L
Tustin, CA. 92780

Location : AVENIDA PICO
Segment : E/O W PLAZA PACIFICA
Client : CITY SAN CLEMENT

Site: AN CLEMENTE
Date: 01/22/19

| Interval | EB | | | WB | | | Combined | | Day: | Tuesday | | |
|------------|-------|--------|-------|-----|-------|--------|----------|-----|-------|---------|--------|-------|
| | AM | PM | | AM | PM | | AM | PM | | | | |
| 12:00 | 12 | 37 | 190 | 855 | 7 | 23 | 206 | 891 | 19 | 60 | 396 | 1.746 |
| 12:15 | 12 | | 213 | | 6 | | 230 | | 18 | | 443 | |
| 12:30 | 5 | | 232 | | 6 | | 242 | | 11 | | 474 | |
| 12:45 | 8 | | 220 | | 4 | | 213 | | 12 | | 433 | |
| 01:00 | 5 | 18 | 220 | 826 | 13 | 21 | 220 | 729 | 18 | 39 | 440 | 1.555 |
| 01:15 | 7 | | 220 | | 3 | | 167 | | 10 | | 387 | |
| 01:30 | 2 | | 194 | | 3 | | 166 | | 5 | | 360 | |
| 01:45 | 4 | | 192 | | 2 | | 176 | | 6 | | 368 | |
| 02:00 | 2 | 7 | 187 | 736 | 4 | 13 | 200 | 834 | 6 | 20 | 387 | 1.570 |
| 02:15 | 3 | | 172 | | 2 | | 180 | | 5 | | 352 | |
| 02:30 | 0 | | 182 | | 5 | | 246 | | 5 | | 428 | |
| 02:45 | 2 | | 195 | | 2 | | 208 | | 4 | | 403 | |
| 03:00 | 3 | 14 | 313 | 947 | 2 | 10 | 215 | 867 | 5 | 24 | 528 | 1.814 |
| 03:15 | 1 | | 222 | | 5 | | 230 | | 6 | | 452 | |
| 03:30 | 4 | | 202 | | 2 | | 224 | | 6 | | 426 | |
| 03:45 | 6 | | 210 | | 1 | | 198 | | 7 | | 408 | |
| 04:00 | 12 | 44 | 223 | 854 | 8 | 61 | 245 | 994 | 20 | 105 | 468 | 1.848 |
| 04:15 | 8 | | 196 | | 12 | | 258 | | 20 | | 454 | |
| 04:30 | 8 | | 218 | | 13 | | 264 | | 21 | | 482 | |
| 04:45 | 16 | | 217 | | 28 | | 227 | | 44 | | 444 | |
| 05:00 | 27 | 197 | 262 | 937 | 21 | 171 | 262 | 951 | 48 | 368 | 524 | 1.888 |
| 05:15 | 36 | | 237 | | 25 | | 260 | | 61 | | 497 | |
| 05:30 | 56 | | 212 | | 53 | | 221 | | 109 | | 433 | |
| 05:45 | 78 | | 226 | | 72 | | 208 | | 150 | | 434 | |
| 06:00 | 75 | 417 | 196 | 709 | 70 | 373 | 212 | 681 | 145 | 790 | 408 | 1.390 |
| 06:15 | 70 | | 171 | | 81 | | 160 | | 151 | | 331 | |
| 06:30 | 108 | | 184 | | 122 | | 156 | | 230 | | 340 | |
| 06:45 | 164 | | 158 | | 100 | | 153 | | 264 | | 311 | |
| 07:00 | 150 | 690 | 142 | 508 | 150 | 889 | 150 | 473 | 300 | 1,579 | 292 | 981 |
| 07:15 | 146 | | 146 | | 251 | | 111 | | 397 | | 257 | |
| 07:30 | 178 | | 104 | | 278 | | 102 | | 456 | | 206 | |
| 07:45 | 216 | | 116 | | 210 | | 110 | | 426 | | 226 | |
| 08:00 | 209 | 720 | 94 | 350 | 183 | 621 | 86 | 311 | 392 | 1,341 | 180 | 661 |
| 08:15 | 181 | | 106 | | 139 | | 70 | | 320 | | 176 | |
| 08:30 | 154 | | 78 | | 147 | | 83 | | 301 | | 161 | |
| 08:45 | 176 | | 72 | | 152 | | 72 | | 328 | | 144 | |
| 09:00 | 147 | 623 | 80 | 243 | 149 | 585 | 71 | 198 | 296 | 1,208 | 151 | 441 |
| 09:15 | 182 | | 58 | | 120 | | 48 | | 302 | | 106 | |
| 09:30 | 142 | | 54 | | 156 | | 43 | | 298 | | 97 | |
| 09:45 | 152 | | 51 | | 160 | | 36 | | 312 | | 87 | |
| 10:00 | 130 | 570 | 30 | 109 | 158 | 656 | 31 | 103 | 288 | 1,226 | 61 | 212 |
| 10:15 | 138 | | 32 | | 152 | | 29 | | 290 | | 61 | |
| 10:30 | 162 | | 29 | | 182 | | 27 | | 344 | | 56 | |
| 10:45 | 140 | | 18 | | 164 | | 16 | | 304 | | 34 | |
| 11:00 | 148 | 666 | 25 | 63 | 204 | 817 | 20 | 49 | 352 | 1,483 | 45 | 112 |
| 11:15 | 164 | | 19 | | 191 | | 12 | | 355 | | 31 | |
| 11:30 | 160 | | 13 | | 226 | | 10 | | 386 | | 23 | |
| 11:45 | 194 | | 6 | | 196 | | 7 | | 390 | | 13 | |
| Totals | 4,003 | | 7,137 | | 4,240 | | 7,081 | | 8,243 | | 14,218 | |
| Split% | 48.6 | | 50.2 | | 51.4 | | 49.8 | | | | | |
| Day Totals | | 11,140 | | | | 11,321 | | | | 22,461 | | |
| Day Splits | | 49.6 | | | | 50.4 | | | | | | |
| Peak Hour | 07:30 | | 03:00 | | 07:15 | | 04:30 | | 07:15 | | 04:30 | |
| Volume | 784 | | 947 | | 922 | | 1,013 | | 1,671 | | 1,947 | |
| Factor | 0.91 | | 0.76 | | 0.83 | | 0.96 | | 0.92 | | 0.93 | |

Transportation Studies, Inc.

2640 Walnut Avenue, Suite L
Tustin, CA. 92780

Location : AVENIDA PICO
Segment : W/O W PLAZA PACIFICA
Client : CITY SAN CLEMENT

Site: AN CLEMENTE
Date: 01/22/19

| Interval | EB | | | | WB | | | | Combined | | Day: | Tuesday |
|------------|-------|--------|-------|-----|-------|--------|-------|-------|----------|--------|--------|---------|
| | AM | | PM | | AM | | PM | | AM | PM | | |
| 12:00 | 11 | 35 | 186 | 811 | 12 | 34 | 204 | 911 | 23 | 69 | 390 | 1,722 |
| 12:15 | 10 | | 211 | | 4 | | 240 | | 14 | | 451 | |
| 12:30 | 5 | | 224 | | 6 | | 221 | | 11 | | 445 | |
| 12:45 | 9 | | 190 | | 12 | | 246 | | 21 | | 436 | |
| 01:00 | 4 | 17 | 206 | 760 | 5 | 13 | 220 | 803 | 9 | 30 | 426 | 1,563 |
| 01:15 | 6 | | 201 | | 2 | | 181 | | 8 | | 382 | |
| 01:30 | 3 | | 177 | | 3 | | 196 | | 6 | | 373 | |
| 01:45 | 4 | | 176 | | 3 | | 206 | | 7 | | 382 | |
| 02:00 | 3 | 8 | 194 | 779 | 4 | 15 | 218 | 946 | 7 | 23 | 412 | 1,725 |
| 02:15 | 3 | | 166 | | 3 | | 222 | | 6 | | 388 | |
| 02:30 | 1 | | 180 | | 6 | | 266 | | 7 | | 446 | |
| 02:45 | 1 | | 239 | | 2 | | 240 | | 3 | | 479 | |
| 03:00 | 3 | 20 | 262 | 913 | 3 | 13 | 258 | 984 | 6 | 33 | 520 | 1,897 |
| 03:15 | 3 | | 225 | | 5 | | 246 | | 8 | | 471 | |
| 03:30 | 8 | | 198 | | 4 | | 256 | | 12 | | 454 | |
| 03:45 | 6 | | 228 | | 1 | | 224 | | 7 | | 452 | |
| 04:00 | 10 | 53 | 224 | 857 | 10 | 67 | 271 | 1,106 | 20 | 120 | 495 | 1,963 |
| 04:15 | 6 | | 190 | | 12 | | 281 | | 18 | | 471 | |
| 04:30 | 15 | | 215 | | 16 | | 284 | | 31 | | 499 | |
| 04:45 | 22 | | 228 | | 29 | | 270 | | 51 | | 498 | |
| 05:00 | 21 | 206 | 240 | 886 | 18 | 186 | 326 | 1,060 | 39 | 392 | 566 | 1,946 |
| 05:15 | 44 | | 222 | | 30 | | 258 | | 74 | | 480 | |
| 05:30 | 65 | | 190 | | 68 | | 250 | | 133 | | 440 | |
| 05:45 | 76 | | 234 | | 70 | | 226 | | 146 | | 460 | |
| 06:00 | 72 | 448 | 177 | 644 | 70 | 396 | 224 | 731 | 142 | 844 | 401 | 1,375 |
| 06:15 | 84 | | 161 | | 102 | | 184 | | 186 | | 345 | |
| 06:30 | 118 | | 142 | | 110 | | 155 | | 228 | | 297 | |
| 06:45 | 174 | | 164 | | 114 | | 168 | | 288 | | 332 | |
| 07:00 | 149 | 709 | 136 | 459 | 158 | 942 | 162 | 504 | 307 | 1,651 | 298 | 963 |
| 07:15 | 142 | | 126 | | 282 | | 116 | | 424 | | 242 | |
| 07:30 | 192 | | 91 | | 276 | | 115 | | 468 | | 206 | |
| 07:45 | 226 | | 106 | | 226 | | 111 | | 452 | | 217 | |
| 08:00 | 176 | 691 | 88 | 311 | 173 | 615 | 96 | 343 | 349 | 1,306 | 184 | 654 |
| 08:15 | 190 | | 92 | | 148 | | 78 | | 338 | | 170 | |
| 08:30 | 151 | | 67 | | 136 | | 94 | | 287 | | 161 | |
| 08:45 | 174 | | 64 | | 158 | | 75 | | 332 | | 139 | |
| 09:00 | 162 | 636 | 78 | 219 | 146 | 629 | 82 | 221 | 308 | 1,265 | 160 | 440 |
| 09:15 | 158 | | 42 | | 141 | | 49 | | 299 | | 91 | |
| 09:30 | 154 | | 51 | | 162 | | 50 | | 316 | | 101 | |
| 09:45 | 162 | | 48 | | 180 | | 40 | | 342 | | 88 | |
| 10:00 | 139 | 578 | 34 | 99 | 154 | 696 | 32 | 104 | 293 | 1,274 | 66 | 203 |
| 10:15 | 131 | | 23 | | 168 | | 32 | | 299 | | 55 | |
| 10:30 | 162 | | 28 | | 200 | | 24 | | 362 | | 52 | |
| 10:45 | 146 | | 14 | | 174 | | 16 | | 320 | | 30 | |
| 11:00 | 155 | 679 | 23 | 50 | 173 | 810 | 20 | 44 | 328 | 1,489 | 43 | 94 |
| 11:15 | 161 | | 17 | | 233 | | 10 | | 394 | | 27 | |
| 11:30 | 174 | | 5 | | 207 | | 8 | | 381 | | 13 | |
| 11:45 | 189 | | 5 | | 197 | | 6 | | 386 | | 11 | |
| Totals | 4,080 | | 6,788 | | 4,416 | | 7,757 | | 8,496 | | 14,545 | |
| Split% | 48.0 | | 46.7 | | 52.0 | | 53.3 | | | | | |
| Day Totals | | 10,868 | | | | 12,173 | | | | 23,041 | | |
| Day Splits | | 47.2 | | | | 52.8 | | | | | | |
| Peak Hour | 07:30 | | 02:45 | | 07:15 | | 04:15 | | 07:15 | | 04:30 | |
| Volume | 784 | | 924 | | 957 | | 1,161 | | 1,693 | | 2,043 | |
| Factor | 0.87 | | 0.88 | | 0.85 | | 0.89 | | 0.90 | | 0.90 | |

Transportation Studies, Inc.

2640 Walnut Avenue, Suite L
Tustin, CA. 92780

Location : NORTE PORTICO DEL SUR
Segment : N/O CAMINO DE LOS MARES WEST
Client : CITY SAN CLEMENT

Site: AN CLEMENTE
Date: 02/07/19

| Interval | NB | | | | SB | | | | Combined | | Day: | Thursday |
|------------|-------|-------|-------|-----|-------|-------|-------|-----|----------|-------|-------|----------|
| | AM | | PM | | AM | | PM | | AM | PM | | |
| 12:00 | 1 | 3 | 32 | 124 | 2 | 4 | 41 | 130 | 3 | 7 | 73 | 254 |
| 12:15 | 1 | | 22 | | 0 | | 30 | | 1 | | 52 | |
| 12:30 | 1 | | 38 | | 0 | | 35 | | 1 | | 73 | |
| 12:45 | 0 | | 32 | | 2 | | 24 | | 2 | | 56 | |
| 01:00 | 2 | 3 | 34 | 89 | 0 | 1 | 27 | 146 | 2 | 4 | 61 | 235 |
| 01:15 | 0 | | 22 | | 1 | | 36 | | 1 | | 58 | |
| 01:30 | 0 | | 18 | | 0 | | 45 | | 0 | | 63 | |
| 01:45 | 1 | | 15 | | 0 | | 38 | | 1 | | 53 | |
| 02:00 | 1 | 4 | 34 | 132 | 1 | 2 | 42 | 166 | 2 | 6 | 76 | 298 |
| 02:15 | 2 | | 33 | | 0 | | 37 | | 2 | | 70 | |
| 02:30 | 1 | | 22 | | 1 | | 45 | | 2 | | 67 | |
| 02:45 | 0 | | 43 | | 0 | | 42 | | 0 | | 85 | |
| 03:00 | 0 | 3 | 36 | 171 | 2 | 7 | 35 | 154 | 2 | 10 | 71 | 325 |
| 03:15 | 0 | | 36 | | 1 | | 30 | | 1 | | 66 | |
| 03:30 | 2 | | 67 | | 2 | | 48 | | 4 | | 115 | |
| 03:45 | 1 | | 32 | | 2 | | 41 | | 3 | | 73 | |
| 04:00 | 0 | 4 | 43 | 186 | 0 | 13 | 42 | 158 | 0 | 17 | 85 | 344 |
| 04:15 | 1 | | 51 | | 3 | | 38 | | 4 | | 89 | |
| 04:30 | 0 | | 50 | | 3 | | 44 | | 3 | | 94 | |
| 04:45 | 3 | | 42 | | 7 | | 34 | | 10 | | 76 | |
| 05:00 | 2 | 5 | 43 | 198 | 11 | 52 | 48 | 172 | 13 | 57 | 91 | 370 |
| 05:15 | 0 | | 52 | | 11 | | 32 | | 11 | | 84 | |
| 05:30 | 2 | | 55 | | 9 | | 52 | | 11 | | 107 | |
| 05:45 | 1 | | 48 | | 21 | | 40 | | 22 | | 88 | |
| 06:00 | 0 | 15 | 58 | 170 | 23 | 118 | 22 | 106 | 23 | 133 | 80 | 276 |
| 06:15 | 3 | | 42 | | 21 | | 28 | | 24 | | 70 | |
| 06:30 | 4 | | 28 | | 40 | | 28 | | 44 | | 56 | |
| 06:45 | 8 | | 42 | | 34 | | 28 | | 42 | | 70 | |
| 07:00 | 17 | 97 | 28 | 110 | 43 | 281 | 13 | 59 | 60 | 378 | 41 | 169 |
| 07:15 | 22 | | 36 | | 88 | | 18 | | 110 | | 54 | |
| 07:30 | 28 | | 27 | | 96 | | 12 | | 124 | | 39 | |
| 07:45 | 30 | | 19 | | 54 | | 16 | | 84 | | 35 | |
| 08:00 | 29 | 97 | 20 | 94 | 38 | 180 | 10 | 40 | 67 | 277 | 30 | 134 |
| 08:15 | 24 | | 32 | | 34 | | 10 | | 58 | | 42 | |
| 08:30 | 26 | | 24 | | 62 | | 8 | | 88 | | 32 | |
| 08:45 | 18 | | 18 | | 46 | | 12 | | 64 | | 30 | |
| 09:00 | 20 | 80 | 17 | 61 | 52 | 142 | 9 | 37 | 72 | 222 | 26 | 98 |
| 09:15 | 22 | | 18 | | 22 | | 10 | | 44 | | 28 | |
| 09:30 | 15 | | 12 | | 30 | | 10 | | 45 | | 22 | |
| 09:45 | 23 | | 14 | | 38 | | 8 | | 61 | | 22 | |
| 10:00 | 34 | 95 | 8 | 26 | 31 | 129 | 3 | 10 | 65 | 224 | 11 | 36 |
| 10:15 | 18 | | 8 | | 32 | | 3 | | 50 | | 11 | |
| 10:30 | 26 | | 6 | | 32 | | 2 | | 58 | | 8 | |
| 10:45 | 17 | | 4 | | 34 | | 2 | | 51 | | 6 | |
| 11:00 | 20 | 99 | 2 | 12 | 22 | 107 | 0 | 4 | 42 | 206 | 2 | 16 |
| 11:15 | 19 | | 5 | | 28 | | 2 | | 47 | | 7 | |
| 11:30 | 26 | | 2 | | 30 | | 2 | | 56 | | 4 | |
| 11:45 | 34 | | 3 | | 27 | | 0 | | 61 | | 3 | |
| Totals | 505 | | 1,373 | | 1,036 | | 1,182 | | 1,541 | | 2,555 | |
| Split% | 32.8 | | 53.7 | | 67.2 | | 46.3 | | | | | |
| Day Totals | | 1,878 | | | | 2,218 | | | | 4,096 | | |
| Day Splits | | 45.8 | | | | 54.2 | | | | | | |
| Peak Hour | 07:30 | | 05:15 | | 07:00 | | 05:00 | | 07:15 | | 05:00 | |
| Volume | 111 | | 213 | | 281 | | 172 | | 385 | | 370 | |
| Factor | 0.93 | | 0.92 | | 0.73 | | 0.83 | | 0.78 | | 0.86 | |

Transportation Studies, Inc.

2640 Walnut Avenue, Suite L
Tustin, CA. 92780

Location : NORTE PORTICO DEL SOL
Segment : W/O CAMINO DE LOS MARES EAST
Client : CITY SAN CLEMENT

Site: AN CLEMENTE
Date: 02/07/19

| Interval | WB | | | | EB | | | | Combined | | Day: | Thursday |
|------------|-------|------|-------|----|-------|------|-------|----|----------|-----|-------|----------|
| | AM | | PM | | AM | | PM | | AM | PM | | |
| 12:00 | 0 | 0 | 8 | 14 | 0 | 0 | 1 | 5 | 0 | 0 | 9 | 19 |
| 12:15 | 0 | | 0 | | 0 | | 0 | | 0 | | 0 | |
| 12:30 | 0 | | 3 | | 0 | | 2 | | 0 | | 5 | |
| 12:45 | 0 | | 3 | | 0 | | 2 | | 0 | | 5 | |
| 01:00 | 0 | 0 | 1 | 11 | 0 | 0 | 3 | 8 | 0 | 0 | 4 | 19 |
| 01:15 | 0 | | 1 | | 0 | | 1 | | 0 | | 2 | |
| 01:30 | 0 | | 6 | | 0 | | 4 | | 0 | | 10 | |
| 01:45 | 0 | | 3 | | 0 | | 0 | | 0 | | 3 | |
| 02:00 | 0 | 0 | 2 | 10 | 0 | 0 | 6 | 13 | 0 | 0 | 8 | 23 |
| 02:15 | 0 | | 2 | | 0 | | 1 | | 0 | | 3 | |
| 02:30 | 0 | | 4 | | 0 | | 2 | | 0 | | 6 | |
| 02:45 | 0 | | 2 | | 0 | | 4 | | 0 | | 6 | |
| 03:00 | 0 | 0 | 4 | 20 | 0 | 0 | 1 | 12 | 0 | 0 | 5 | 32 |
| 03:15 | 0 | | 5 | | 0 | | 1 | | 0 | | 6 | |
| 03:30 | 0 | | 9 | | 0 | | 6 | | 0 | | 15 | |
| 03:45 | 0 | | 2 | | 0 | | 4 | | 0 | | 6 | |
| 04:00 | 0 | 0 | 3 | 19 | 0 | 2 | 0 | 10 | 0 | 2 | 3 | 29 |
| 04:15 | 0 | | 5 | | 0 | | 6 | | 0 | | 11 | |
| 04:30 | 0 | | 8 | | 0 | | 0 | | 0 | | 8 | |
| 04:45 | 0 | | 3 | | 2 | | 4 | | 2 | | 7 | |
| 05:00 | 0 | 0 | 6 | 13 | 0 | 0 | 4 | 8 | 0 | 0 | 10 | 21 |
| 05:15 | 0 | | 4 | | 0 | | 1 | | 0 | | 5 | |
| 05:30 | 0 | | 2 | | 0 | | 2 | | 0 | | 4 | |
| 05:45 | 0 | | 1 | | 0 | | 1 | | 0 | | 2 | |
| 06:00 | 0 | 2 | 4 | 14 | 0 | 3 | 1 | 4 | 0 | 5 | 5 | 18 |
| 06:15 | 0 | | 0 | | 2 | | 1 | | 2 | | 1 | |
| 06:30 | 1 | | 6 | | 0 | | 1 | | 1 | | 7 | |
| 06:45 | 1 | | 4 | | 1 | | 1 | | 2 | | 5 | |
| 07:00 | 2 | 11 | 5 | 8 | 6 | 17 | 2 | 9 | 8 | 28 | 7 | 17 |
| 07:15 | 2 | | 2 | | 5 | | 0 | | 7 | | 2 | |
| 07:30 | 5 | | 1 | | 4 | | 2 | | 9 | | 3 | |
| 07:45 | 2 | | 0 | | 2 | | 5 | | 4 | | 5 | |
| 08:00 | 2 | 6 | 1 | 5 | 1 | 10 | 0 | 2 | 3 | 16 | 1 | 7 |
| 08:15 | 2 | | 1 | | 3 | | 2 | | 5 | | 3 | |
| 08:30 | 1 | | 2 | | 4 | | 0 | | 5 | | 2 | |
| 08:45 | 1 | | 1 | | 2 | | 0 | | 3 | | 1 | |
| 09:00 | 5 | 18 | 4 | 7 | 6 | 14 | 0 | 1 | 11 | 32 | 4 | 8 |
| 09:15 | 2 | | 0 | | 3 | | 0 | | 5 | | 0 | |
| 09:30 | 6 | | 1 | | 3 | | 1 | | 9 | | 2 | |
| 09:45 | 5 | | 2 | | 2 | | 0 | | 7 | | 2 | |
| 10:00 | 1 | 5 | 2 | 2 | 3 | 7 | 1 | 1 | 4 | 12 | 3 | 3 |
| 10:15 | 3 | | 0 | | 1 | | 0 | | 4 | | 0 | |
| 10:30 | 0 | | 0 | | 0 | | 0 | | 0 | | 0 | |
| 10:45 | 1 | | 0 | | 3 | | 0 | | 4 | | 0 | |
| 11:00 | 3 | 7 | 0 | 0 | 0 | 7 | 0 | 0 | 3 | 14 | 0 | 0 |
| 11:15 | 1 | | 0 | | 2 | | 0 | | 3 | | 0 | |
| 11:30 | 2 | | 0 | | 2 | | 0 | | 4 | | 0 | |
| 11:45 | 1 | | 0 | | 3 | | 0 | | 4 | | 0 | |
| Totals | 49 | | 123 | | 60 | | 73 | | 109 | | 196 | |
| Split% | 45.0 | | 62.8 | | 55.0 | | 37.2 | | | | | |
| Day Totals | | 172 | | | | 133 | | | | 305 | | |
| Day Splits | | 56.4 | | | | 43.6 | | | | | | |
| Peak Hour | 09:00 | | 04:15 | | 07:00 | | 03:30 | | 09:00 | | 04:15 | |
| Volume | 18 | | 22 | | 17 | | 16 | | 32 | | 36 | |
| Factor | 0.75 | | 0.69 | | 0.71 | | 0.67 | | 0.73 | | 0.82 | |

City of San Clemente Engineering Division

Project: Stop Sign Warrant
Location: Cm Del Rio & Cl Precipicio

Precipicio & Del Rio
Date Start: 02-Oct-17
Date End: 09-Oct-17

Cm Del Rio
CM Forestal

| Start Time | 02-Oct-17 | | Tue | | Wed | | Thu | | Fri | | Sat | | Sun | | Week Average | |
|------------|-----------|-------|-------|-------|-------|-------|-------|-------|-------|-------|-------|-------|-------|-------|--------------|-------|
| | WB | EB | WB | EB | WB | EB | WB | EB | WB | EB | WB | EB | WB | EB | WB | EB |
| 12:00 AM | * | * | 0 | 0 | 1 | 1 | 0 | 1 | 1 | 0 | 2 | 2 | 5 | 2 | 2 | 1 |
| 01:00 | * | * | 0 | 0 | 0 | 0 | 0 | 0 | 0 | 0 | 1 | 1 | 3 | 1 | 1 | 0 |
| 02:00 | * | * | 0 | 0 | 0 | 0 | 0 | 0 | 1 | 1 | 4 | 1 | 1 | 0 | 1 | 0 |
| 03:00 | * | * | 0 | 0 | 0 | 0 | 1 | 1 | 1 | 0 | 0 | 0 | 0 | 0 | 0 | 0 |
| 04:00 | * | * | 0 | 1 | 0 | 0 | 0 | 0 | 0 | 0 | 0 | 0 | 2 | 0 | 0 | 0 |
| 05:00 | * | * | 0 | 4 | 0 | 5 | 0 | 6 | 0 | 2 | 0 | 4 | 1 | 3 | 0 | 4 |
| 06:00 | * | * | 0 | 5 | 1 | 7 | 2 | 7 | 1 | 5 | 1 | 2 | 1 | 4 | 1 | 5 |
| 07:00 | * | * | 5 | 19 | 6 | 14 | 7 | 14 | 8 | 15 | 3 | 11 | 1 | 9 | 5 | 14 |
| 08:00 | * | * | 7 | 9 | 5 | 10 | 9 | 18 | 5 | 17 | 3 | 11 | 3 | 11 | 5 | 13 |
| 09:00 | * | * | 16 | 16 | 8 | 12 | 2 | 12 | 12 | 16 | 13 | 18 | 10 | 7 | 10 | 14 |
| 10:00 | * | * | 8 | 15 | 10 | 10 | 13 | 9 | 9 | 10 | 13 | 13 | 11 | 14 | 11 | 12 |
| 11:00 | * | * | 7 | 8 | 7 | 10 | 13 | 14 | 18 | 12 | 21 | 15 | 24 | 12 | 15 | 12 |
| 12:00 PM | * | * | 23 | 11 | 12 | 9 | 14 | 8 | 18 | 11 | 19 | 9 | 19 | 21 | 18 | 12 |
| 01:00 | * | * | 20 | 11 | 8 | 9 | 12 | 11 | 17 | 16 | 18 | 12 | 15 | 15 | 15 | 12 |
| 02:00 | * | * | 13 | 8 | 16 | 15 | 12 | 10 | 13 | 14 | 15 | 8 | 17 | 16 | 14 | 12 |
| 03:00 | 17 | 7 | 26 | 14 | 29 | 13 | 16 | 12 | 23 | 15 | 10 | 10 | 25 | 8 | 21 | 11 |
| 04:00 | 16 | 13 | 12 | 8 | 15 | 16 | 20 | 19 | 23 | 14 | 20 | 15 | 10 | 11 | 17 | 14 |
| 05:00 | 16 | 16 | 15 | 11 | 13 | 10 | 21 | 14 | 16 | 11 | 12 | 8 | 21 | 16 | 16 | 12 |
| 06:00 | 23 | 8 | 17 | 6 | 28 | 12 | 15 | 13 | 15 | 19 | 12 | 12 | 4 | 3 | 16 | 10 |
| 07:00 | 12 | 4 | 12 | 5 | 14 | 3 | 14 | 5 | 19 | 8 | 26 | 7 | 10 | 5 | 15 | 5 |
| 08:00 | 10 | 4 | 9 | 4 | 14 | 3 | 6 | 4 | 11 | 7 | 11 | 3 | 5 | 3 | 9 | 4 |
| 09:00 | 6 | 2 | 6 | 3 | 8 | 2 | 14 | 3 | 7 | 2 | 4 | 3 | 4 | 3 | 7 | 3 |
| 10:00 | 4 | 1 | 5 | 5 | 5 | 1 | 5 | 0 | 10 | 4 | 4 | 1 | 5 | 1 | 5 | 2 |
| 11:00 | 3 | 1 | 5 | 1 | 1 | 0 | 3 | 0 | 1 | 1 | 3 | 1 | 1 | 2 | 2 | 1 |
| Lane Day | 107 | 56 | 206 | 164 | 201 | 162 | 199 | 181 | 228 | 200 | 215 | 167 | 198 | 167 | 206 | 173 |
| AM Peak | - | - | 09:00 | 07:00 | 10:00 | 07:00 | 10:00 | 08:00 | 11:00 | 08:00 | 11:00 | 09:00 | 11:00 | 10:00 | 11:00 | 07:00 |
| Vol. | - | - | 16 | 19 | 10 | 14 | 13 | 18 | 18 | 17 | 21 | 18 | 24 | 14 | 15 | 14 |
| PM Peak | 18:00 | 17:00 | 15:00 | 15:00 | 15:00 | 16:00 | 17:00 | 16:00 | 15:00 | 18:00 | 19:00 | 16:00 | 15:00 | 12:00 | 15:00 | 16:00 |
| Vol. | 23 | 16 | 26 | 14 | 29 | 16 | 21 | 19 | 23 | 19 | 26 | 15 | 25 | 21 | 21 | 14 |

City of San Clemente Engineering Division

Project: Stop Sign Warrant
Location: Cm Del Rio & Cl Precipicio

Precipicio & Del Rio
Date Start: 02-Oct-17
Date End: 09-Oct-17

Cm Del Rio
CM Forestal

| Start Time | 09-Oct-17 | | Tue | | Wed | | Thu | | Fri | | Sat | | Sun | | Week Average | |
|------------|-----------|-------|-----|----|-----|----|-----|----|-----|----|-----|----|-----|----|--------------|-------|
| | WB | EB | WB | EB | WB | EB | WB | EB | WB | EB | WB | EB | WB | EB | WB | EB |
| 12:00 AM | 2 | 1 | * | * | * | * | * | * | * | * | * | * | * | * | 2 | 1 |
| 01:00 | 1 | 1 | * | * | * | * | * | * | * | * | * | * | * | * | 1 | 1 |
| 02:00 | 0 | 0 | * | * | * | * | * | * | * | * | * | * | * | * | 0 | 0 |
| 03:00 | 0 | 0 | * | * | * | * | * | * | * | * | * | * | * | * | 0 | 0 |
| 04:00 | 1 | 1 | * | * | * | * | * | * | * | * | * | * | * | * | 1 | 1 |
| 05:00 | 0 | 4 | * | * | * | * | * | * | * | * | * | * | * | * | 0 | 4 |
| 06:00 | 0 | 5 | * | * | * | * | * | * | * | * | * | * | * | * | 0 | 5 |
| 07:00 | 13 | 13 | * | * | * | * | * | * | * | * | * | * | * | * | 13 | 13 |
| 08:00 | 9 | 19 | * | * | * | * | * | * | * | * | * | * | * | * | 9 | 19 |
| 09:00 | 4 | 5 | * | * | * | * | * | * | * | * | * | * | * | * | 4 | 5 |
| 10:00 | * | * | * | * | * | * | * | * | * | * | * | * | * | * | * | * |
| 11:00 | * | * | * | * | * | * | * | * | * | * | * | * | * | * | * | * |
| 12:00 PM | * | * | * | * | * | * | * | * | * | * | * | * | * | * | * | * |
| 01:00 | * | * | * | * | * | * | * | * | * | * | * | * | * | * | * | * |
| 02:00 | * | * | * | * | * | * | * | * | * | * | * | * | * | * | * | * |
| 03:00 | * | * | * | * | * | * | * | * | * | * | * | * | * | * | * | * |
| 04:00 | * | * | * | * | * | * | * | * | * | * | * | * | * | * | * | * |
| 05:00 | * | * | * | * | * | * | * | * | * | * | * | * | * | * | * | * |
| 06:00 | * | * | * | * | * | * | * | * | * | * | * | * | * | * | * | * |
| 07:00 | * | * | * | * | * | * | * | * | * | * | * | * | * | * | * | * |
| 08:00 | * | * | * | * | * | * | * | * | * | * | * | * | * | * | * | * |
| 09:00 | * | * | * | * | * | * | * | * | * | * | * | * | * | * | * | * |
| 10:00 | * | * | * | * | * | * | * | * | * | * | * | * | * | * | * | * |
| 11:00 | * | * | * | * | * | * | * | * | * | * | * | * | * | * | * | * |
| Lane Day | 30 | 49 | 0 | 0 | 0 | 0 | 0 | 0 | 0 | 0 | 0 | 0 | 0 | 0 | 0 | 0 |
| AM Peak | 07:00 | 08:00 | - | - | - | - | - | - | - | - | - | - | - | - | 07:00 | 08:00 |
| Vol. | 13 | 19 | - | - | - | - | - | - | - | - | - | - | - | - | 13 | 19 |
| PM Peak | - | - | - | - | - | - | - | - | - | - | - | - | - | - | - | - |
| Vol. | - | - | - | - | - | - | - | - | - | - | - | - | - | - | - | - |

| | | | | | | | | |
|-------------|---------|----------|-----|-----|-----|-----|-----|-----|
| Comb. Total | 242 | 370 | 363 | 380 | 428 | 382 | 365 | 458 |
| ADT | ADT 380 | AADT 380 | | | | | | |

Transportation Studies, Inc.

2640 Walnut Avenue, Suite L
Tustin, CA. 92780

Location : AVENIDA PRESIDENTE
Segment : S/O AVENIDA CALAFIA
Client : CITY SAN CLEMENT

Site: AN CLEMENTE
Date: 01/09/19

| Interval | NB | | | | SB | | | | Combined | | | | Day: | Wednesday |
|------------|-------|-------|-------|-----|-------|-------|-------|-----|----------|-------|-------|-----|------|-----------|
| | AM | | PM | | AM | | PM | | AM | | PM | | | |
| 12:00 | 7 | 8 | 20 | 71 | 12 | 25 | 52 | 272 | 19 | 33 | 72 | 343 | | |
| 12:15 | 0 | | 14 | | 6 | | 44 | | 6 | | 58 | | | |
| 12:30 | 1 | | 19 | | 5 | | 100 | | 6 | | 119 | | | |
| 12:45 | 0 | | 18 | | 2 | | 76 | | 2 | | 94 | | | |
| 01:00 | 0 | 1 | 35 | 136 | 0 | 2 | 72 | 252 | 0 | 3 | 107 | 388 | | |
| 01:15 | 0 | | 65 | | 2 | | 58 | | 2 | | 123 | | | |
| 01:30 | 0 | | 18 | | 0 | | 66 | | 0 | | 84 | | | |
| 01:45 | 1 | | 18 | | 0 | | 56 | | 1 | | 74 | | | |
| 02:00 | 0 | 0 | 36 | 108 | 1 | 7 | 72 | 251 | 1 | 7 | 108 | 359 | | |
| 02:15 | 0 | | 16 | | 2 | | 54 | | 2 | | 70 | | | |
| 02:30 | 0 | | 28 | | 0 | | 57 | | 0 | | 85 | | | |
| 02:45 | 0 | | 28 | | 4 | | 68 | | 4 | | 96 | | | |
| 03:00 | 0 | 1 | 24 | 80 | 0 | 0 | 73 | 326 | 0 | 1 | 97 | 406 | | |
| 03:15 | 0 | | 14 | | 0 | | 76 | | 0 | | 90 | | | |
| 03:30 | 1 | | 14 | | 0 | | 67 | | 1 | | 81 | | | |
| 03:45 | 0 | | 28 | | 0 | | 110 | | 0 | | 138 | | | |
| 04:00 | 1 | 5 | 27 | 90 | 0 | 5 | 76 | 336 | 1 | 10 | 103 | 426 | | |
| 04:15 | 2 | | 24 | | 1 | | 80 | | 3 | | 104 | | | |
| 04:30 | 1 | | 19 | | 1 | | 86 | | 2 | | 105 | | | |
| 04:45 | 1 | | 20 | | 3 | | 94 | | 4 | | 114 | | | |
| 05:00 | 4 | 9 | 34 | 96 | 1 | 28 | 70 | 341 | 5 | 37 | 104 | 437 | | |
| 05:15 | 2 | | 18 | | 3 | | 90 | | 5 | | 108 | | | |
| 05:30 | 2 | | 28 | | 8 | | 90 | | 10 | | 118 | | | |
| 05:45 | 1 | | 16 | | 16 | | 91 | | 17 | | 107 | | | |
| 06:00 | 8 | 26 | 12 | 33 | 10 | 77 | 67 | 262 | 18 | 103 | 79 | 295 | | |
| 06:15 | 5 | | 7 | | 4 | | 65 | | 9 | | 72 | | | |
| 06:30 | 7 | | 7 | | 25 | | 68 | | 32 | | 75 | | | |
| 06:45 | 6 | | 7 | | 38 | | 62 | | 44 | | 69 | | | |
| 07:00 | 8 | 109 | 7 | 33 | 40 | 306 | 66 | 231 | 48 | 415 | 73 | 264 | | |
| 07:15 | 12 | | 12 | | 44 | | 78 | | 56 | | 90 | | | |
| 07:30 | 21 | | 6 | | 148 | | 40 | | 169 | | 46 | | | |
| 07:45 | 68 | | 8 | | 74 | | 47 | | 142 | | 55 | | | |
| 08:00 | 45 | 83 | 5 | 21 | 44 | 197 | 44 | 157 | 89 | 280 | 49 | 178 | | |
| 08:15 | 9 | | 6 | | 46 | | 31 | | 55 | | 37 | | | |
| 08:30 | 11 | | 4 | | 55 | | 46 | | 66 | | 50 | | | |
| 08:45 | 18 | | 6 | | 52 | | 36 | | 70 | | 42 | | | |
| 09:00 | 18 | 63 | 5 | 11 | 56 | 246 | 32 | 106 | 74 | 309 | 37 | 117 | | |
| 09:15 | 16 | | 4 | | 76 | | 40 | | 92 | | 44 | | | |
| 09:30 | 13 | | 2 | | 52 | | 16 | | 65 | | 18 | | | |
| 09:45 | 16 | | 0 | | 62 | | 18 | | 78 | | 18 | | | |
| 10:00 | 22 | 75 | 2 | 10 | 39 | 194 | 16 | 67 | 61 | 269 | 18 | 77 | | |
| 10:15 | 18 | | 2 | | 54 | | 17 | | 72 | | 19 | | | |
| 10:30 | 20 | | 2 | | 40 | | 24 | | 60 | | 26 | | | |
| 10:45 | 15 | | 4 | | 61 | | 10 | | 76 | | 14 | | | |
| 11:00 | 8 | 85 | 3 | 4 | 44 | 231 | 10 | 28 | 52 | 316 | 13 | 32 | | |
| 11:15 | 22 | | 1 | | 61 | | 10 | | 83 | | 11 | | | |
| 11:30 | 15 | | 0 | | 58 | | 4 | | 73 | | 4 | | | |
| 11:45 | 40 | | 0 | | 68 | | 4 | | 108 | | 4 | | | |
| Totals | 465 | | 693 | | 1,318 | | 2,629 | | 1,783 | | 3,322 | | | |
| Split% | 26.1 | | 20.9 | | 73.9 | | 79.1 | | | | | | | |
| Day Totals | | 1,158 | | | | 3,947 | | | | 5,105 | | | | |
| Day Splits | | 22.7 | | | | 77.3 | | | | | | | | |
| Peak Hour | 07:15 | | 12:30 | | 07:30 | | 03:45 | | 07:15 | | 03:45 | | | |
| Volume | 146 | | 137 | | 312 | | 352 | | 456 | | 450 | | | |
| Factor | 0.54 | | 0.53 | | 0.53 | | 0.80 | | 0.67 | | 0.82 | | | |

Transportation Studies, Inc.

2640 Walnut Avenue, Suite L
Tustin, CA. 92780

Location : AVENIDA PRESIDENTE
Segment : S/O AVENIDA VALENCIA
Client : CITY SAN CLEMENT

Site: AN CLEMENTE
Date: 01/09/19

| Interval | NB | | | | SB | | | | Combined | | | | Day: | Wednesday |
|------------|-------|-------|-------|-----|-------|-------|-------|-----|----------|-------|-------|-----|------|-----------|
| | AM | | PM | | AM | | PM | | AM | | PM | | | |
| 12:00 | 2 | 6 | 23 | 99 | 3 | 6 | 29 | 112 | 5 | 12 | 52 | 211 | | |
| 12:15 | 2 | | 18 | | 0 | | 15 | | 2 | | 33 | | | |
| 12:30 | 1 | | 40 | | 1 | | 38 | | 2 | | 78 | | | |
| 12:45 | 1 | | 18 | | 2 | | 30 | | 3 | | 48 | | | |
| 01:00 | 0 | 0 | 22 | 105 | 0 | 0 | 26 | 106 | 0 | 0 | 48 | 211 | | |
| 01:15 | 0 | | 29 | | 0 | | 34 | | 0 | | 63 | | | |
| 01:30 | 0 | | 24 | | 0 | | 20 | | 0 | | 44 | | | |
| 01:45 | 0 | | 30 | | 0 | | 26 | | 0 | | 56 | | | |
| 02:00 | 0 | 0 | 24 | 110 | 0 | 1 | 31 | 132 | 0 | 1 | 55 | 242 | | |
| 02:15 | 0 | | 34 | | 1 | | 32 | | 1 | | 66 | | | |
| 02:30 | 0 | | 28 | | 0 | | 41 | | 0 | | 69 | | | |
| 02:45 | 0 | | 24 | | 0 | | 28 | | 0 | | 52 | | | |
| 03:00 | 0 | 2 | 24 | 127 | 0 | 0 | 35 | 163 | 0 | 2 | 59 | 290 | | |
| 03:15 | 0 | | 41 | | 0 | | 40 | | 0 | | 81 | | | |
| 03:30 | 2 | | 28 | | 0 | | 46 | | 2 | | 74 | | | |
| 03:45 | 0 | | 34 | | 0 | | 42 | | 0 | | 76 | | | |
| 04:00 | 1 | 10 | 19 | 98 | 0 | 9 | 36 | 150 | 1 | 19 | 55 | 248 | | |
| 04:15 | 1 | | 31 | | 1 | | 32 | | 2 | | 63 | | | |
| 04:30 | 3 | | 30 | | 2 | | 42 | | 5 | | 72 | | | |
| 04:45 | 5 | | 18 | | 6 | | 40 | | 11 | | 58 | | | |
| 05:00 | 3 | 16 | 18 | 91 | 3 | 18 | 37 | 172 | 6 | 34 | 55 | 263 | | |
| 05:15 | 4 | | 26 | | 4 | | 51 | | 8 | | 77 | | | |
| 05:30 | 4 | | 25 | | 5 | | 34 | | 9 | | 59 | | | |
| 05:45 | 5 | | 22 | | 6 | | 50 | | 11 | | 72 | | | |
| 06:00 | 10 | 46 | 16 | 77 | 14 | 63 | 39 | 142 | 24 | 109 | 55 | 219 | | |
| 06:15 | 8 | | 25 | | 7 | | 40 | | 15 | | 65 | | | |
| 06:30 | 15 | | 14 | | 20 | | 33 | | 35 | | 47 | | | |
| 06:45 | 13 | | 22 | | 22 | | 30 | | 35 | | 52 | | | |
| 07:00 | 28 | 115 | 11 | 45 | 29 | 140 | 28 | 107 | 57 | 255 | 39 | 152 | | |
| 07:15 | 30 | | 12 | | 39 | | 26 | | 69 | | 38 | | | |
| 07:30 | 27 | | 9 | | 36 | | 29 | | 63 | | 38 | | | |
| 07:45 | 30 | | 13 | | 36 | | 24 | | 66 | | 37 | | | |
| 08:00 | 35 | 111 | 14 | 41 | 33 | 132 | 29 | 87 | 68 | 243 | 43 | 128 | | |
| 08:15 | 30 | | 13 | | 37 | | 24 | | 67 | | 37 | | | |
| 08:30 | 24 | | 5 | | 28 | | 18 | | 52 | | 23 | | | |
| 08:45 | 22 | | 9 | | 34 | | 16 | | 56 | | 25 | | | |
| 09:00 | 23 | 84 | 10 | 19 | 26 | 97 | 26 | 63 | 49 | 181 | 36 | 82 | | |
| 09:15 | 20 | | 3 | | 28 | | 12 | | 48 | | 15 | | | |
| 09:30 | 21 | | 2 | | 17 | | 14 | | 38 | | 16 | | | |
| 09:45 | 20 | | 4 | | 26 | | 11 | | 46 | | 15 | | | |
| 10:00 | 22 | 90 | 0 | 12 | 26 | 106 | 3 | 21 | 48 | 196 | 3 | 33 | | |
| 10:15 | 27 | | 1 | | 34 | | 1 | | 61 | | 2 | | | |
| 10:30 | 20 | | 8 | | 22 | | 11 | | 42 | | 19 | | | |
| 10:45 | 21 | | 3 | | 24 | | 6 | | 45 | | 9 | | | |
| 11:00 | 28 | 102 | 3 | 7 | 19 | 110 | 4 | 12 | 47 | 212 | 7 | 19 | | |
| 11:15 | 22 | | 1 | | 31 | | 3 | | 53 | | 4 | | | |
| 11:30 | 28 | | 1 | | 26 | | 1 | | 54 | | 2 | | | |
| 11:45 | 24 | | 2 | | 34 | | 4 | | 58 | | 6 | | | |
| Totals | 582 | | 831 | | 682 | | 1,267 | | 1,264 | | 2,098 | | | |
| Split% | 46.0 | | 39.6 | | 54.0 | | 60.4 | | | | | | | |
| Day Totals | | 1,413 | | | | 1,949 | | | | 3,362 | | | | |
| Day Splits | | 42.0 | | | | 58.0 | | | | | | | | |
| Peak Hour | 07:15 | | 03:00 | | 07:15 | | 05:15 | | 07:15 | | 03:00 | | | |
| Volume | 122 | | 127 | | 144 | | 174 | | 266 | | 290 | | | |
| Factor | 0.87 | | 0.77 | | 0.92 | | 0.85 | | 0.96 | | 0.90 | | | |

City of San Clemente
Engineering Division

Project: Presidio Traffic Calming
Location: 170 Ave Presidio

Presidio 170_P
Date Start: 16-Oct-18
Date End: 25-Oct-18

| Start Time | 15-Oct-18 | | Tue | | Wed | | Thu | | Fri | | Weekday Average | | Sat | | Sun | |
|------------|-----------|----|-----------|-----------|-----------|-----------|-----------|-----------|-----------|-----------|-----------------|-----------|-----------|-----------|-----------|-----------|
| | EB | WB | EB | WB | EB | WB | EB | WB | EB | WB | EB | WB | EB | WB | EB | WB |
| 12:00 AM | * | * | * | * | 3 | 0 | 2 | 0 | 1 | 0 | 2 | 0 | 3 | 0 | 5 | 6 |
| 01:00 | * | * | * | * | 0 | 0 | 3 | 3 | 3 | 0 | 2 | 1 | 6 | 1 | 1 | 1 |
| 02:00 | * | * | * | * | 3 | 0 | 0 | 1 | 0 | 1 | 1 | 1 | 2 | 1 | 1 | 2 |
| 03:00 | * | * | * | * | 1 | 1 | 0 | 3 | 1 | 2 | 1 | 2 | 1 | 1 | 0 | 0 |
| 04:00 | * | * | * | * | 0 | 3 | 1 | 2 | 0 | 3 | 0 | 3 | 2 | 1 | 1 | 2 |
| 05:00 | * | * | * | * | 3 | 11 | 3 | 16 | 4 | 9 | 3 | 12 | 0 | 10 | 1 | 4 |
| 06:00 | * | * | * | * | 10 | 37 | 18 | 37 | 13 | 30 | 14 | 35 | 6 | 12 | 5 | 16 |
| 07:00 | * | * | * | * | 49 | 73 | 39 | 86 | 46 | 70 | 45 | 76 | 20 | 28 | 14 | 18 |
| 08:00 | * | * | * | * | 45 | 52 | 38 | 67 | 37 | 51 | 40 | 57 | 29 | 47 | 23 | 41 |
| 09:00 | * | * | * | * | 46 | 56 | 42 | 67 | 40 | 61 | 43 | 61 | 30 | 54 | 33 | 66 |
| 10:00 | * | * | * | * | 32 | 76 | 44 | 54 | 46 | 57 | 41 | 62 | 52 | 74 | 46 | 78 |
| 11:00 | * | * | 37 | 70 | 41 | 65 | 34 | 61 | 36 | 55 | 37 | 63 | 53 | 65 | 45 | 50 |
| 12:00 PM | * | * | 40 | 63 | 44 | 55 | 43 | 55 | 41 | 58 | 42 | 58 | 51 | 65 | 35 | 83 |
| 01:00 | * | * | 41 | 56 | 38 | 48 | 50 | 49 | 40 | 44 | 42 | 49 | 46 | 54 | 46 | 57 |
| 02:00 | * | * | 45 | 62 | 35 | 53 | 54 | 54 | 39 | 53 | 43 | 56 | 38 | 50 | 41 | 53 |
| 03:00 | * | * | 58 | 59 | 55 | 70 | 52 | 64 | 49 | 68 | 54 | 65 | 35 | 44 | 40 | 41 |
| 04:00 | * | * | 52 | 66 | 69 | 67 | 62 | 55 | 64 | 65 | 62 | 63 | 53 | 49 | 60 | 40 |
| 05:00 | * | * | 52 | 63 | 51 | 74 | 65 | 60 | 50 | 54 | 54 | 63 | 48 | 59 | 43 | 46 |
| 06:00 | * | * | 44 | 42 | 59 | 46 | 50 | 43 | 55 | 44 | 52 | 44 | 43 | 47 | 44 | 44 |
| 07:00 | * | * | 31 | 27 | 45 | 29 | 38 | 33 | 36 | 11 | 38 | 25 | 29 | 22 | 29 | 27 |
| 08:00 | * | * | 20 | 20 | 27 | 24 | 24 | 22 | 16 | 24 | 22 | 22 | 22 | 28 | 18 | 23 |
| 09:00 | * | * | 14 | 11 | 27 | 13 | 13 | 17 | 16 | 17 | 18 | 14 | 16 | 19 | 14 | 11 |
| 10:00 | * | * | 12 | 10 | 9 | 6 | 8 | 4 | 14 | 21 | 11 | 10 | 17 | 18 | 5 | 5 |
| 11:00 | * | * | 4 | 7 | 5 | 3 | 7 | 6 | 11 | 8 | 7 | 6 | 9 | 13 | 3 | 4 |
| Total | 0 | 0 | 450 | 556 | 697 | 862 | 690 | 859 | 658 | 806 | 674 | 848 | 611 | 762 | 553 | 718 |
| Day | 0 | 0 | 1006 | | 1559 | | 1549 | | 1464 | | 1522 | | 1373 | | 1271 | |
| AM Peak | - | - | 11:00 | 11:00 | 07:00 | 10:00 | 10:00 | 07:00 | 07:00 | 07:00 | 07:00 | 07:00 | 11:00 | 10:00 | 10:00 | 10:00 |
| Vol. | - | - | 37 | 70 | 49 | 76 | 44 | 86 | 46 | 70 | 45 | 76 | 53 | 74 | 46 | 78 |
| PM Peak | - | - | 15:00 | 16:00 | 16:00 | 17:00 | 17:00 | 15:00 | 16:00 | 15:00 | 16:00 | 15:00 | 16:00 | 12:00 | 16:00 | 12:00 |
| Vol. | - | - | 58 | 66 | 69 | 74 | 65 | 64 | 64 | 68 | 62 | 65 | 53 | 65 | 60 | 83 |

City of San Clemente
Engineering Division

Project: Presidio Traffic Calming
Location: 170 Ave Presidio

Presidio 170_P
Date Start: 16-Oct-18
Date End: 25-Oct-18

| Start Time | 22-Oct-18 | | Tue | | Wed | | Thu | | Fri | | Weekday Average | | Sat | | Sun | |
|------------|-----------|-------|-------|-------|-------|-------|-------|-------|-----|----|-----------------|-------|-----|----|-----|----|
| | EB | WB | EB | WB | EB | WB | EB | WB | EB | WB | EB | WB | EB | WB | EB | WB |
| 12:00 AM | 0 | 2 | 1 | 1 | 2 | 3 | 1 | 2 | * | * | 1 | 2 | * | * | * | * |
| 01:00 | 1 | 1 | 0 | 0 | 1 | 1 | 1 | 2 | * | * | 1 | 1 | * | * | * | * |
| 02:00 | 0 | 0 | 0 | 1 | 0 | 0 | 0 | 0 | * | * | 0 | 0 | * | * | * | * |
| 03:00 | 0 | 2 | 0 | 2 | 2 | 1 | 0 | 2 | * | * | 0 | 2 | * | * | * | * |
| 04:00 | 0 | 5 | 1 | 5 | 1 | 5 | 0 | 4 | * | * | 0 | 5 | * | * | * | * |
| 05:00 | 4 | 17 | 3 | 15 | 4 | 13 | 2 | 18 | * | * | 3 | 16 | * | * | * | * |
| 06:00 | 10 | 26 | 6 | 35 | 8 | 28 | 9 | 32 | * | * | 8 | 30 | * | * | * | * |
| 07:00 | 46 | 77 | 56 | 85 | 48 | 81 | 41 | 78 | * | * | 48 | 80 | * | * | * | * |
| 08:00 | 40 | 68 | 35 | 64 | 27 | 59 | 39 | 64 | * | * | 35 | 64 | * | * | * | * |
| 09:00 | 37 | 52 | 39 | 60 | 42 | 68 | * | * | * | * | 39 | 60 | * | * | * | * |
| 10:00 | 41 | 58 | 45 | 48 | 44 | 55 | * | * | * | * | 43 | 54 | * | * | * | * |
| 11:00 | 47 | 56 | 32 | 57 | 56 | 59 | * | * | * | * | 45 | 57 | * | * | * | * |
| 12:00 PM | 41 | 59 | 52 | 65 | 50 | 74 | * | * | * | * | 48 | 66 | * | * | * | * |
| 01:00 | 38 | 41 | 52 | 53 | 42 | 54 | * | * | * | * | 44 | 49 | * | * | * | * |
| 02:00 | 47 | 73 | 49 | 35 | 61 | 54 | * | * | * | * | 52 | 54 | * | * | * | * |
| 03:00 | 63 | 67 | 63 | 67 | 37 | 64 | * | * | * | * | 54 | 66 | * | * | * | * |
| 04:00 | 50 | 60 | 47 | 68 | 51 | 65 | * | * | * | * | 49 | 64 | * | * | * | * |
| 05:00 | 51 | 61 | 66 | 59 | 39 | 77 | * | * | * | * | 52 | 66 | * | * | * | * |
| 06:00 | 40 | 39 | 45 | 51 | 51 | 40 | * | * | * | * | 45 | 43 | * | * | * | * |
| 07:00 | 34 | 24 | 26 | 23 | 33 | 26 | * | * | * | * | 31 | 24 | * | * | * | * |
| 08:00 | 16 | 19 | 16 | 11 | 31 | 24 | * | * | * | * | 21 | 18 | * | * | * | * |
| 09:00 | 12 | 17 | 17 | 9 | 19 | 14 | * | * | * | * | 16 | 13 | * | * | * | * |
| 10:00 | 6 | 7 | 13 | 8 | 14 | 14 | * | * | * | * | 11 | 10 | * | * | * | * |
| 11:00 | 5 | 5 | 4 | 4 | 5 | 3 | * | * | * | * | 5 | 4 | * | * | * | * |
| Total | 629 | 836 | 668 | 826 | 668 | 882 | 93 | 202 | 0 | 0 | 651 | 848 | 0 | 0 | 0 | 0 |
| Day | 1465 | | 1494 | | 1550 | | 295 | | 0 | | 1499 | | 0 | | 0 | |
| AM Peak | 11:00 | 07:00 | 07:00 | 07:00 | 11:00 | 07:00 | 07:00 | 07:00 | - | - | 07:00 | 07:00 | - | - | - | - |
| Vol. | 47 | 77 | 56 | 85 | 56 | 81 | 41 | 78 | - | - | 48 | 80 | - | - | - | - |
| PM Peak | 15:00 | 14:00 | 17:00 | 16:00 | 14:00 | 17:00 | - | - | - | - | 15:00 | 12:00 | - | - | - | - |
| Vol. | 63 | 73 | 66 | 68 | 61 | 77 | - | - | - | - | 54 | 66 | - | - | - | - |

| | | | | | | | | |
|-------------|-----------|------------|------|------|------|------|------|------|
| Comb. Total | 1465 | 2500 | 3109 | 1844 | 1464 | 3021 | 1373 | 1271 |
| ADT | ADT 1,470 | AADT 1,470 | | | | | | |

City of San Clemente
Engineering Division

Project: Presidio Traffic Calming
Location: Presidio btw City Hall & La Esperanza

Presidio 101 E. Esperanza_P
Date Start: 15-Oct-18
Date End: 25-Oct-18

| Start Time | 15-Oct-18 | | Tue | | Wed | | Thu | | Fri | | Weekday Average | | Sat | | Sun | |
|------------|-----------|-------|-------|-------|-------|-------|-------|-------|-------|-------|-----------------|-------|-------|-------|-------|-------|
| | WB | EB | WB | EB | WB | EB | WB | EB | WB | EB | WB | EB | WB | EB | WB | EB |
| 12:00 AM | * | * | 5 | 2 | 0 | 4 | 0 | 2 | 0 | 2 | 1 | 2 | 1 | 3 | 4 | 5 |
| 01:00 | * | * | 0 | 1 | 0 | 0 | 3 | 3 | 0 | 2 | 1 | 2 | 2 | 7 | 1 | 1 |
| 02:00 | * | * | 2 | 0 | 1 | 4 | 4 | 2 | 2 | 1 | 2 | 2 | 2 | 3 | 3 | 2 |
| 03:00 | * | * | 1 | 1 | 1 | 1 | 3 | 0 | 5 | 3 | 2 | 1 | 1 | 2 | 1 | 0 |
| 04:00 | * | * | 7 | 3 | 3 | 1 | 5 | 4 | 4 | 0 | 5 | 2 | 1 | 2 | 2 | 4 |
| 05:00 | * | * | 16 | 8 | 15 | 8 | 20 | 8 | 14 | 8 | 16 | 8 | 14 | 2 | 10 | 4 |
| 06:00 | * | * | 42 | 13 | 46 | 18 | 45 | 14 | 34 | 14 | 42 | 15 | 20 | 6 | 20 | 8 |
| 07:00 | * | * | 84 | 55 | 88 | 55 | 93 | 46 | 76 | 47 | 85 | 51 | 32 | 21 | 24 | 13 |
| 08:00 | * | * | 74 | 43 | 56 | 51 | 78 | 46 | 60 | 40 | 67 | 45 | 54 | 37 | 52 | 26 |
| 09:00 | * | * | 57 | 47 | 62 | 49 | 77 | 54 | 66 | 45 | 66 | 49 | 54 | 35 | 64 | 41 |
| 10:00 | * | * | 62 | 55 | 86 | 43 | 62 | 57 | 64 | 59 | 68 | 54 | 79 | 54 | 85 | 54 |
| 11:00 | 61 | 47 | 87 | 46 | 83 | 43 | 69 | 45 | 72 | 46 | 74 | 45 | 70 | 61 | 57 | 48 |
| 12:00 PM | 63 | 43 | 70 | 55 | 69 | 52 | 63 | 56 | 73 | 58 | 68 | 53 | 77 | 56 | 92 | 46 |
| 01:00 | 61 | 60 | 70 | 54 | 65 | 51 | 72 | 56 | 64 | 56 | 66 | 55 | 63 | 51 | 63 | 59 |
| 02:00 | 72 | 50 | 70 | 56 | 69 | 47 | 70 | 61 | 62 | 46 | 69 | 52 | 58 | 50 | 55 | 46 |
| 03:00 | 93 | 60 | 72 | 69 | 79 | 73 | 78 | 71 | 75 | 57 | 79 | 66 | 50 | 39 | 52 | 39 |
| 04:00 | 80 | 85 | 82 | 72 | 72 | 79 | 68 | 70 | 78 | 74 | 76 | 76 | 60 | 75 | 52 | 72 |
| 05:00 | 67 | 50 | 64 | 63 | 87 | 69 | 64 | 84 | 63 | 71 | 69 | 67 | 64 | 68 | 45 | 51 |
| 06:00 | 39 | 47 | 56 | 52 | 48 | 65 | 70 | 61 | 48 | 56 | 52 | 56 | 59 | 50 | 56 | 45 |
| 07:00 | 18 | 33 | 39 | 40 | 31 | 46 | 36 | 42 | 22 | 37 | 29 | 40 | 36 | 27 | 26 | 38 |
| 08:00 | 13 | 23 | 19 | 24 | 35 | 30 | 24 | 27 | 26 | 18 | 23 | 24 | 30 | 24 | 27 | 22 |
| 09:00 | 11 | 13 | 11 | 16 | 19 | 30 | 20 | 16 | 19 | 21 | 16 | 19 | 23 | 15 | 11 | 16 |
| 10:00 | 3 | 10 | 11 | 12 | 5 | 12 | 7 | 10 | 21 | 15 | 9 | 12 | 19 | 20 | 5 | 6 |
| 11:00 | 5 | 2 | 11 | 4 | 3 | 3 | 6 | 7 | 9 | 10 | 7 | 5 | 12 | 8 | 3 | 4 |
| Total | 586 | 523 | 1012 | 791 | 1023 | 834 | 1037 | 842 | 957 | 786 | 992 | 801 | 881 | 716 | 810 | 650 |
| Day | 1109 | | 1803 | | 1857 | | 1879 | | 1743 | | 1793 | | 1597 | | 1460 | |
| AM Peak | 11:00 | 11:00 | 11:00 | 07:00 | 07:00 | 07:00 | 07:00 | 10:00 | 07:00 | 10:00 | 07:00 | 10:00 | 10:00 | 11:00 | 10:00 | 10:00 |
| Vol. | 61 | 47 | 87 | 55 | 88 | 55 | 93 | 57 | 76 | 59 | 85 | 54 | 79 | 61 | 85 | 54 |
| PM Peak | 15:00 | 16:00 | 16:00 | 16:00 | 17:00 | 16:00 | 15:00 | 17:00 | 16:00 | 16:00 | 15:00 | 16:00 | 12:00 | 16:00 | 12:00 | 16:00 |
| Vol. | 93 | 85 | 82 | 72 | 87 | 79 | 78 | 84 | 78 | 74 | 79 | 76 | 77 | 75 | 92 | 72 |

City of San Clemente
Engineering Division

Project: Presidio Traffic Calming
Location: Presidio btw City Hall & La Esperanza

Presidio 101 E. Esperanza_P
Date Start: 15-Oct-18
Date End: 25-Oct-18

| Start Time | 22-Oct-18 | | Tue | | Wed | | Thu | | Fri | | Weekday Average | | Sat | | Sun | |
|------------|-----------|-----------|-----------|-----------|-----------|-----------|-----------|-----------|-----|----|-----------------|-----------|-----|----|-----|----|
| | WB | EB | WB | EB | WB | EB | WB | EB | WB | EB | WB | EB | WB | EB | WB | EB |
| 12:00 AM | 2 | 0 | 1 | 1 | 4 | 3 | 3 | 1 | * | * | 2 | 1 | * | * | * | * |
| 01:00 | 1 | 1 | 0 | 0 | 0 | 1 | 1 | 1 | * | * | 0 | 1 | * | * | * | * |
| 02:00 | 3 | 0 | 1 | 0 | 2 | 0 | 0 | 0 | * | * | 2 | 0 | * | * | * | * |
| 03:00 | 1 | 0 | 3 | 2 | 1 | 2 | 2 | 1 | * | * | 2 | 1 | * | * | * | * |
| 04:00 | 7 | 1 | 7 | 4 | 6 | 3 | 8 | 1 | * | * | 7 | 2 | * | * | * | * |
| 05:00 | 23 | 11 | 19 | 9 | 21 | 9 | 21 | 9 | * | * | 21 | 10 | * | * | * | * |
| 06:00 | 34 | 15 | 47 | 13 | 46 | 17 | 43 | 12 | * | * | 42 | 14 | * | * | * | * |
| 07:00 | 77 | 45 | 92 | 61 | 84 | 52 | 89 | 48 | * | * | 86 | 52 | * | * | * | * |
| 08:00 | 71 | 47 | 88 | 45 | 66 | 41 | 72 | 43 | * | * | 74 | 44 | * | * | * | * |
| 09:00 | 62 | 49 | 68 | 55 | 74 | 51 | 75 | 53 | * | * | 70 | 52 | * | * | * | * |
| 10:00 | 68 | 49 | 61 | 52 | 70 | 58 | * | * | * | * | 66 | 53 | * | * | * | * |
| 11:00 | 70 | 55 | 61 | 43 | 70 | 64 | * | * | * | * | 67 | 54 | * | * | * | * |
| 12:00 PM | 64 | 50 | 79 | 57 | 88 | 62 | * | * | * | * | 77 | 56 | * | * | * | * |
| 01:00 | 58 | 39 | 65 | 62 | 68 | 53 | * | * | * | * | 64 | 51 | * | * | * | * |
| 02:00 | 77 | 66 | 43 | 56 | 74 | 74 | * | * | * | * | 65 | 65 | * | * | * | * |
| 03:00 | 81 | 69 | 73 | 75 | 80 | 45 | * | * | * | * | 78 | 63 | * | * | * | * |
| 04:00 | 68 | 59 | 80 | 54 | 68 | 60 | * | * | * | * | 72 | 58 | * | * | * | * |
| 05:00 | 68 | 63 | 59 | 70 | 81 | 55 | * | * | * | * | 69 | 63 | * | * | * | * |
| 06:00 | 47 | 45 | 64 | 49 | 53 | 53 | * | * | * | * | 55 | 49 | * | * | * | * |
| 07:00 | 22 | 32 | 25 | 29 | 39 | 32 | * | * | * | * | 29 | 31 | * | * | * | * |
| 08:00 | 22 | 19 | 11 | 14 | 23 | 31 | * | * | * | * | 19 | 21 | * | * | * | * |
| 09:00 | 19 | 16 | 12 | 22 | 16 | 22 | * | * | * | * | 16 | 20 | * | * | * | * |
| 10:00 | 7 | 5 | 8 | 14 | 14 | 17 | * | * | * | * | 10 | 12 | * | * | * | * |
| 11:00 | 5 | 5 | 6 | 4 | 5 | 5 | * | * | * | * | 5 | 5 | * | * | * | * |
| Total | 957 | 741 | 973 | 791 | 1053 | 810 | 314 | 169 | 0 | 0 | 998 | 778 | 0 | 0 | 0 | 0 |
| Day | 1698 | | 1764 | | 1863 | | 483 | | 0 | | 1776 | | 0 | | 0 | |
| AM Peak | 07:00 | 11:00 | 07:00 | 07:00 | 07:00 | 11:00 | 07:00 | 09:00 | - | - | 07:00 | 11:00 | - | - | - | - |
| Vol. | 77 | 55 | 92 | 61 | 84 | 64 | 89 | 53 | - | - | 86 | 54 | - | - | - | - |
| PM Peak | 15:00 | 15:00 | 16:00 | 15:00 | 12:00 | 14:00 | - | - | - | - | 15:00 | 14:00 | - | - | - | - |
| Vol. | 81 | 69 | 80 | 75 | 88 | 74 | - | - | - | - | 78 | 65 | - | - | - | - |

| | | | | | | | | |
|-------------|-----------|------------|------|------|------|------|------|------|
| Comb. Total | 2807 | 3567 | 3720 | 2362 | 1743 | 3569 | 1597 | 1460 |
| ADT | ADT 1,738 | AADT 1,738 | | | | | | |

Transportation Studies, Inc.

2640 Walnut Avenue, Suite L
Tustin, CA. 92780

Location : AVENIDA PRESIDIO
Segment : N/O AVENENIDA SAN CARLOS
Client : CITY SAN CLEMENT

Site: AN CLEMENTE
Date: 01/09/19

| Interval | NB | | | | SB | | | | Combined | | Day: | Wednesday |
|------------|-------|------|-------|----|-------|------|-------|----|----------|-----|-------|-----------|
| | AM | | PM | | AM | | PM | | AM | PM | | |
| 12:00 | 1 | 3 | 14 | 54 | 0 | 2 | 4 | 32 | 1 | 5 | 18 | 86 |
| 12:15 | 1 | | 12 | | 1 | | 10 | | 2 | | 22 | |
| 12:30 | 0 | | 12 | | 0 | | 12 | | 0 | | 24 | |
| 12:45 | 1 | | 16 | | 1 | | 6 | | 2 | | 22 | |
| 01:00 | 0 | 0 | 12 | 60 | 0 | 1 | 6 | 11 | 0 | 1 | 18 | 71 |
| 01:15 | 0 | | 16 | | 1 | | 2 | | 1 | | 18 | |
| 01:30 | 0 | | 18 | | 0 | | 0 | | 0 | | 18 | |
| 01:45 | 0 | | 14 | | 0 | | 3 | | 0 | | 17 | |
| 02:00 | 0 | 0 | 15 | 73 | 0 | 0 | 9 | 12 | 0 | 0 | 24 | 85 |
| 02:15 | 0 | | 20 | | 0 | | 0 | | 0 | | 20 | |
| 02:30 | 0 | | 18 | | 0 | | 2 | | 0 | | 20 | |
| 02:45 | 0 | | 20 | | 0 | | 1 | | 0 | | 21 | |
| 03:00 | 0 | 0 | 18 | 70 | 0 | 0 | 11 | 17 | 0 | 0 | 29 | 87 |
| 03:15 | 0 | | 16 | | 0 | | 2 | | 0 | | 18 | |
| 03:30 | 0 | | 17 | | 0 | | 4 | | 0 | | 21 | |
| 03:45 | 0 | | 19 | | 0 | | 0 | | 0 | | 19 | |
| 04:00 | 0 | 2 | 19 | 59 | 0 | 1 | 4 | 16 | 0 | 3 | 23 | 75 |
| 04:15 | 0 | | 14 | | 0 | | 0 | | 0 | | 14 | |
| 04:30 | 2 | | 17 | | 1 | | 4 | | 3 | | 21 | |
| 04:45 | 0 | | 9 | | 0 | | 8 | | 0 | | 17 | |
| 05:00 | 0 | 4 | 21 | 65 | 0 | 5 | 4 | 9 | 0 | 9 | 25 | 74 |
| 05:15 | 0 | | 18 | | 2 | | 2 | | 2 | | 20 | |
| 05:30 | 2 | | 15 | | 1 | | 2 | | 3 | | 17 | |
| 05:45 | 2 | | 11 | | 2 | | 1 | | 4 | | 12 | |
| 06:00 | 1 | 14 | 10 | 37 | 2 | 8 | 4 | 12 | 3 | 22 | 14 | 49 |
| 06:15 | 4 | | 5 | | 4 | | 4 | | 8 | | 9 | |
| 06:30 | 2 | | 11 | | 0 | | 0 | | 2 | | 11 | |
| 06:45 | 7 | | 11 | | 2 | | 4 | | 9 | | 15 | |
| 07:00 | 5 | 52 | 8 | 36 | 12 | 65 | 4 | 6 | 17 | 117 | 12 | 42 |
| 07:15 | 6 | | 12 | | 19 | | 2 | | 25 | | 14 | |
| 07:30 | 29 | | 11 | | 14 | | 0 | | 43 | | 11 | |
| 07:45 | 12 | | 5 | | 20 | | 0 | | 32 | | 5 | |
| 08:00 | 9 | 37 | 5 | 21 | 10 | 38 | 3 | 9 | 19 | 75 | 8 | 30 |
| 08:15 | 10 | | 5 | | 12 | | 2 | | 22 | | 7 | |
| 08:30 | 7 | | 3 | | 4 | | 4 | | 11 | | 7 | |
| 08:45 | 11 | | 8 | | 12 | | 0 | | 23 | | 8 | |
| 09:00 | 17 | 52 | 2 | 13 | 4 | 34 | 2 | 6 | 21 | 86 | 4 | 19 |
| 09:15 | 13 | | 5 | | 10 | | 0 | | 23 | | 5 | |
| 09:30 | 16 | | 2 | | 8 | | 2 | | 24 | | 4 | |
| 09:45 | 6 | | 4 | | 12 | | 2 | | 18 | | 6 | |
| 10:00 | 9 | 46 | 2 | 7 | 14 | 44 | 0 | 3 | 23 | 90 | 2 | 10 |
| 10:15 | 10 | | 2 | | 12 | | 2 | | 22 | | 4 | |
| 10:30 | 14 | | 2 | | 6 | | 0 | | 20 | | 2 | |
| 10:45 | 13 | | 1 | | 12 | | 1 | | 25 | | 2 | |
| 11:00 | 5 | 43 | 2 | 5 | 14 | 38 | 0 | 3 | 19 | 81 | 2 | 8 |
| 11:15 | 10 | | 2 | | 14 | | 2 | | 24 | | 4 | |
| 11:30 | 12 | | 0 | | 2 | | 0 | | 14 | | 0 | |
| 11:45 | 16 | | 1 | | 8 | | 1 | | 24 | | 2 | |
| Totals | 253 | | 500 | | 236 | | 136 | | 489 | | 636 | |
| Split% | 51.7 | | 78.6 | | 48.3 | | 21.4 | | | | | |
| Day Totals | | 753 | | | | 372 | | | 1,125 | | | |
| Day Splits | | 66.9 | | | | 33.1 | | | | | | |
| Peak Hour | 07:30 | | 02:15 | | 07:00 | | 12:15 | | 07:15 | | 02:15 | |
| Volume | 60 | | 76 | | 65 | | 34 | | 119 | | 90 | |
| Factor | 0.52 | | 0.95 | | 0.81 | | 0.71 | | 0.69 | | 0.78 | |

Transportation Studies, Inc.

2640 Walnut Avenue, Suite L
Tustin, CA. 92780

Location : AVENIDA PRESIDIO
Segment : S/O CALLE MIGUEL
Client : CITY SAN CLEMENT

Site: AN CLEMENTE
Date: 01/09/19

| Interval | NB | | | | SB | | | | Combined | | Day: | Wednesday |
|------------|-------|-------|-------|-----|-------|-------|-------|-----|----------|-------|-------|-----------|
| | AM | | PM | | AM | | PM | | AM | PM | | |
| 12:00 | 1 | 5 | 30 | 110 | 1 | 4 | 50 | 199 | 2 | 9 | 80 | 309 |
| 12:15 | 2 | | 31 | | 2 | | 37 | | 4 | | 68 | |
| 12:30 | 0 | | 28 | | 0 | | 62 | | 0 | | 90 | |
| 12:45 | 2 | | 21 | | 1 | | 50 | | 3 | | 71 | |
| 01:00 | 2 | 2 | 29 | 134 | 2 | 6 | 31 | 132 | 4 | 8 | 60 | 266 |
| 01:15 | 0 | | 42 | | 0 | | 29 | | 0 | | 71 | |
| 01:30 | 0 | | 33 | | 0 | | 42 | | 0 | | 75 | |
| 01:45 | 0 | | 30 | | 4 | | 30 | | 4 | | 60 | |
| 02:00 | 0 | 0 | 30 | 142 | 1 | 2 | 35 | 190 | 1 | 2 | 65 | 332 |
| 02:15 | 0 | | 19 | | 0 | | 32 | | 0 | | 51 | |
| 02:30 | 0 | | 47 | | 0 | | 47 | | 0 | | 94 | |
| 02:45 | 0 | | 46 | | 1 | | 76 | | 1 | | 122 | |
| 03:00 | 0 | 0 | 48 | 145 | 0 | 0 | 82 | 252 | 0 | 0 | 130 | 397 |
| 03:15 | 0 | | 29 | | 0 | | 57 | | 0 | | 86 | |
| 03:30 | 0 | | 34 | | 0 | | 62 | | 0 | | 96 | |
| 03:45 | 0 | | 34 | | 0 | | 51 | | 0 | | 85 | |
| 04:00 | 0 | 10 | 36 | 132 | 0 | 1 | 40 | 202 | 0 | 11 | 76 | 334 |
| 04:15 | 2 | | 34 | | 1 | | 48 | | 3 | | 82 | |
| 04:30 | 0 | | 30 | | 0 | | 46 | | 0 | | 76 | |
| 04:45 | 8 | | 32 | | 0 | | 68 | | 8 | | 100 | |
| 05:00 | 2 | 19 | 44 | 127 | 0 | 3 | 68 | 222 | 2 | 22 | 112 | 349 |
| 05:15 | 4 | | 34 | | 0 | | 46 | | 4 | | 80 | |
| 05:30 | 3 | | 32 | | 1 | | 64 | | 4 | | 96 | |
| 05:45 | 10 | | 17 | | 2 | | 44 | | 12 | | 61 | |
| 06:00 | 3 | 47 | 18 | 70 | 5 | 31 | 47 | 163 | 8 | 78 | 65 | 233 |
| 06:15 | 15 | | 14 | | 2 | | 52 | | 17 | | 66 | |
| 06:30 | 17 | | 18 | | 12 | | 38 | | 29 | | 56 | |
| 06:45 | 12 | | 20 | | 12 | | 26 | | 24 | | 46 | |
| 07:00 | 20 | 147 | 21 | 66 | 22 | 129 | 29 | 104 | 42 | 276 | 50 | 170 |
| 07:15 | 33 | | 15 | | 28 | | 23 | | 61 | | 38 | |
| 07:30 | 49 | | 12 | | 30 | | 28 | | 79 | | 40 | |
| 07:45 | 45 | | 18 | | 49 | | 24 | | 94 | | 42 | |
| 08:00 | 40 | 139 | 10 | 35 | 28 | 99 | 16 | 68 | 68 | 238 | 26 | 103 |
| 08:15 | 32 | | 5 | | 23 | | 20 | | 55 | | 25 | |
| 08:30 | 34 | | 10 | | 26 | | 14 | | 60 | | 24 | |
| 08:45 | 33 | | 10 | | 22 | | 18 | | 55 | | 28 | |
| 09:00 | 28 | 116 | 3 | 19 | 28 | 88 | 10 | 45 | 56 | 204 | 13 | 64 |
| 09:15 | 22 | | 4 | | 12 | | 10 | | 34 | | 14 | |
| 09:30 | 34 | | 5 | | 18 | | 15 | | 52 | | 20 | |
| 09:45 | 32 | | 7 | | 30 | | 10 | | 62 | | 17 | |
| 10:00 | 23 | 133 | 2 | 7 | 20 | 131 | 6 | 18 | 43 | 264 | 8 | 25 |
| 10:15 | 37 | | 3 | | 38 | | 4 | | 75 | | 7 | |
| 10:30 | 34 | | 2 | | 23 | | 6 | | 57 | | 8 | |
| 10:45 | 39 | | 0 | | 50 | | 2 | | 89 | | 2 | |
| 11:00 | 28 | 103 | 1 | 3 | 24 | 129 | 2 | 12 | 52 | 232 | 3 | 15 |
| 11:15 | 22 | | 2 | | 30 | | 4 | | 52 | | 6 | |
| 11:30 | 34 | | 0 | | 39 | | 3 | | 73 | | 3 | |
| 11:45 | 19 | | 0 | | 36 | | 3 | | 55 | | 3 | |
| Totals | 721 | | 990 | | 623 | | 1,607 | | 1,344 | | 2,597 | |
| Split% | 53.6 | | 38.1 | | 46.4 | | 61.9 | | | | | |
| Day Totals | | 1,711 | | | | 2,230 | | | | 3,941 | | |
| Day Splits | | 43.4 | | | | 56.6 | | | | | | |
| Peak Hour | 07:15 | | 02:30 | | 10:45 | | 02:45 | | 07:15 | | 02:45 | |
| Volume | 167 | | 170 | | 143 | | 277 | | 302 | | 434 | |
| Factor | 0.85 | | 0.89 | | 0.71 | | 0.84 | | 0.80 | | 0.83 | |

Transportation Studies, Inc.

2640 Walnut Avenue, Suite L
Tustin, CA. 92780

Location : AVENIDA PRESIDIO
Segment : S/O AVENIDA PICO
Client : CITY SAN CLEMENT

Site: AN CLEMENTE
Date: 01/09/19

| Interval | NB | | | | SB | | | | Combined | | | | Day: | Wednesday |
|------------|-------|-------|-------|-----|-------|-------|-------|-----|----------|-------|-------|-----|------|-----------|
| | AM | | PM | | AM | | PM | | AM | | PM | | | |
| 12:00 | 4 | 11 | 69 | 326 | 2 | 7 | 56 | 224 | 6 | 18 | 125 | 550 | | |
| 12:15 | 2 | | 71 | | 2 | | 56 | | 4 | | 127 | | | |
| 12:30 | 3 | | 114 | | 1 | | 56 | | 4 | | 170 | | | |
| 12:45 | 2 | | 72 | | 2 | | 56 | | 4 | | 128 | | | |
| 01:00 | 1 | 1 | 84 | 309 | 2 | 7 | 41 | 199 | 3 | 8 | 125 | 508 | | |
| 01:15 | 0 | | 85 | | 0 | | 54 | | 0 | | 139 | | | |
| 01:30 | 0 | | 68 | | 0 | | 62 | | 0 | | 130 | | | |
| 01:45 | 0 | | 72 | | 5 | | 42 | | 5 | | 114 | | | |
| 02:00 | 1 | 2 | 74 | 423 | 2 | 3 | 42 | 350 | 3 | 5 | 116 | 773 | | |
| 02:15 | 0 | | 60 | | 0 | | 67 | | 0 | | 127 | | | |
| 02:30 | 0 | | 98 | | 0 | | 110 | | 0 | | 208 | | | |
| 02:45 | 1 | | 191 | | 1 | | 131 | | 2 | | 322 | | | |
| 03:00 | 0 | 3 | 153 | 425 | 0 | 1 | 146 | 402 | 0 | 4 | 299 | 827 | | |
| 03:15 | 1 | | 94 | | 1 | | 80 | | 2 | | 174 | | | |
| 03:30 | 2 | | 84 | | 0 | | 80 | | 2 | | 164 | | | |
| 03:45 | 0 | | 94 | | 0 | | 96 | | 0 | | 190 | | | |
| 04:00 | 0 | 12 | 74 | 332 | 1 | 24 | 69 | 305 | 1 | 36 | 143 | 637 | | |
| 04:15 | 2 | | 102 | | 3 | | 63 | | 5 | | 165 | | | |
| 04:30 | 4 | | 82 | | 4 | | 72 | | 8 | | 154 | | | |
| 04:45 | 6 | | 74 | | 16 | | 101 | | 22 | | 175 | | | |
| 05:00 | 6 | 36 | 102 | 363 | 1 | 18 | 96 | 369 | 7 | 54 | 198 | 732 | | |
| 05:15 | 6 | | 110 | | 1 | | 88 | | 7 | | 198 | | | |
| 05:30 | 8 | | 82 | | 4 | | 94 | | 12 | | 176 | | | |
| 05:45 | 16 | | 69 | | 12 | | 91 | | 28 | | 160 | | | |
| 06:00 | 26 | 109 | 86 | 272 | 18 | 108 | 82 | 311 | 44 | 217 | 168 | 583 | | |
| 06:15 | 22 | | 67 | | 12 | | 112 | | 34 | | 179 | | | |
| 06:30 | 38 | | 53 | | 52 | | 55 | | 90 | | 108 | | | |
| 06:45 | 23 | | 66 | | 26 | | 62 | | 49 | | 128 | | | |
| 07:00 | 47 | 347 | 68 | 222 | 60 | 648 | 66 | 180 | 107 | 995 | 134 | 402 | | |
| 07:15 | 73 | | 50 | | 132 | | 36 | | 205 | | 86 | | | |
| 07:30 | 108 | | 50 | | 226 | | 37 | | 334 | | 87 | | | |
| 07:45 | 119 | | 54 | | 230 | | 41 | | 349 | | 95 | | | |
| 08:00 | 71 | 236 | 34 | 117 | 58 | 178 | 33 | 111 | 129 | 414 | 67 | 228 | | |
| 08:15 | 59 | | 37 | | 44 | | 30 | | 103 | | 67 | | | |
| 08:30 | 48 | | 22 | | 38 | | 26 | | 86 | | 48 | | | |
| 08:45 | 58 | | 24 | | 38 | | 22 | | 96 | | 46 | | | |
| 09:00 | 45 | 213 | 22 | 76 | 51 | 175 | 20 | 62 | 96 | 388 | 42 | 138 | | |
| 09:15 | 57 | | 24 | | 38 | | 12 | | 95 | | 36 | | | |
| 09:30 | 54 | | 14 | | 45 | | 16 | | 99 | | 30 | | | |
| 09:45 | 57 | | 16 | | 41 | | 14 | | 98 | | 30 | | | |
| 10:00 | 52 | 263 | 6 | 18 | 28 | 174 | 8 | 27 | 80 | 437 | 14 | 45 | | |
| 10:15 | 70 | | 5 | | 64 | | 8 | | 134 | | 13 | | | |
| 10:30 | 73 | | 6 | | 26 | | 8 | | 99 | | 14 | | | |
| 10:45 | 68 | | 1 | | 56 | | 3 | | 124 | | 4 | | | |
| 11:00 | 41 | 233 | 3 | 13 | 44 | 186 | 4 | 22 | 85 | 419 | 7 | 35 | | |
| 11:15 | 63 | | 6 | | 60 | | 6 | | 123 | | 12 | | | |
| 11:30 | 76 | | 4 | | 44 | | 6 | | 120 | | 10 | | | |
| 11:45 | 53 | | 0 | | 38 | | 6 | | 91 | | 6 | | | |
| Totals | 1,466 | | 2,896 | | 1,529 | | 2,562 | | 2,995 | | 5,458 | | | |
| Split% | 48.9 | | 53.1 | | 51.1 | | 46.9 | | | | | | | |
| Day Totals | | 4,362 | | | | 4,091 | | | | 8,453 | | | | |
| Day Splits | | 51.6 | | | | 48.4 | | | | | | | | |
| Peak Hour | 07:15 | | 02:30 | | 07:00 | | 02:30 | | 07:15 | | 02:30 | | | |
| Volume | 371 | | 536 | | 648 | | 467 | | 1,017 | | 1,003 | | | |
| Factor | 0.78 | | 0.70 | | 0.70 | | 0.80 | | 0.73 | | 0.78 | | | |

Transportation Studies, Inc.

2640 Walnut Avenue, Suite L
Tustin, CA. 92780

Location : AVENIDA PRESIDIO
Segment : S/O AVENIDA SALVADOR
Client : CITY SAN CLEMENT

Site: AN CLEMENTE
Date: 01/09/19

| Interval | NB | | | | SB | | | | Combined | | | | Day: | Wednesday |
|------------|-------|------|-------|----|-------|------|-------|----|----------|-------|-------|-----|------|-----------|
| | AM | | PM | | AM | | PM | | AM | | PM | | | |
| 12:00 | 1 | 3 | 12 | 38 | 0 | 0 | 11 | 43 | 1 | 3 | 23 | 81 | | |
| 12:15 | 1 | | 9 | | 0 | | 11 | | 1 | | 20 | | | |
| 12:30 | 0 | | 10 | | 0 | | 11 | | 0 | | 21 | | | |
| 12:45 | 1 | | 7 | | 0 | | 10 | | 1 | | 17 | | | |
| 01:00 | 0 | 0 | 9 | 42 | 0 | 1 | 10 | 40 | 0 | 1 | 19 | 82 | | |
| 01:15 | 0 | | 11 | | 1 | | 8 | | 1 | | 19 | | | |
| 01:30 | 0 | | 8 | | 0 | | 8 | | 0 | | 16 | | | |
| 01:45 | 0 | | 14 | | 0 | | 14 | | 0 | | 28 | | | |
| 02:00 | 0 | 0 | 11 | 60 | 0 | 0 | 20 | 59 | 0 | 0 | 31 | 119 | | |
| 02:15 | 0 | | 19 | | 0 | | 10 | | 0 | | 29 | | | |
| 02:30 | 0 | | 14 | | 0 | | 16 | | 0 | | 30 | | | |
| 02:45 | 0 | | 16 | | 0 | | 13 | | 0 | | 29 | | | |
| 03:00 | 0 | 0 | 12 | 50 | 0 | 0 | 19 | 51 | 0 | 0 | 31 | 101 | | |
| 03:15 | 0 | | 13 | | 0 | | 10 | | 0 | | 23 | | | |
| 03:30 | 0 | | 11 | | 0 | | 12 | | 0 | | 23 | | | |
| 03:45 | 0 | | 14 | | 0 | | 10 | | 0 | | 24 | | | |
| 04:00 | 0 | 0 | 13 | 43 | 0 | 2 | 10 | 51 | 0 | 2 | 23 | 94 | | |
| 04:15 | 0 | | 11 | | 0 | | 12 | | 0 | | 23 | | | |
| 04:30 | 0 | | 13 | | 1 | | 17 | | 1 | | 30 | | | |
| 04:45 | 0 | | 6 | | 1 | | 12 | | 1 | | 18 | | | |
| 05:00 | 0 | 3 | 21 | 52 | 1 | 9 | 7 | 39 | 1 | 12 | 28 | 91 | | |
| 05:15 | 0 | | 12 | | 3 | | 9 | | 3 | | 21 | | | |
| 05:30 | 1 | | 14 | | 3 | | 11 | | 4 | | 25 | | | |
| 05:45 | 2 | | 5 | | 2 | | 12 | | 4 | | 17 | | | |
| 06:00 | 0 | 8 | 9 | 31 | 2 | 13 | 10 | 29 | 2 | 21 | 19 | 60 | | |
| 06:15 | 2 | | 6 | | 5 | | 8 | | 7 | | 14 | | | |
| 06:30 | 3 | | 8 | | 1 | | 7 | | 4 | | 15 | | | |
| 06:45 | 3 | | 8 | | 5 | | 4 | | 8 | | 12 | | | |
| 07:00 | 3 | 32 | 8 | 23 | 11 | 82 | 3 | 22 | 14 | 114 | 11 | 45 | | |
| 07:15 | 3 | | 11 | | 23 | | 5 | | 26 | | 16 | | | |
| 07:30 | 19 | | 4 | | 25 | | 7 | | 44 | | 11 | | | |
| 07:45 | 7 | | 0 | | 23 | | 7 | | 30 | | 7 | | | |
| 08:00 | 8 | 26 | 4 | 19 | 13 | 44 | 5 | 14 | 21 | 70 | 9 | 33 | | |
| 08:15 | 8 | | 4 | | 15 | | 3 | | 23 | | 7 | | | |
| 08:30 | 4 | | 6 | | 6 | | 2 | | 10 | | 8 | | | |
| 08:45 | 6 | | 5 | | 10 | | 4 | | 16 | | 9 | | | |
| 09:00 | 6 | 26 | 3 | 13 | 10 | 42 | 1 | 6 | 16 | 68 | 4 | 19 | | |
| 09:15 | 10 | | 5 | | 11 | | 1 | | 21 | | 6 | | | |
| 09:30 | 7 | | 3 | | 9 | | 2 | | 16 | | 5 | | | |
| 09:45 | 3 | | 2 | | 12 | | 2 | | 15 | | 4 | | | |
| 10:00 | 10 | 30 | 2 | 7 | 13 | 49 | 1 | 3 | 23 | 79 | 3 | 10 | | |
| 10:15 | 5 | | 1 | | 11 | | 0 | | 16 | | 1 | | | |
| 10:30 | 10 | | 2 | | 10 | | 1 | | 20 | | 3 | | | |
| 10:45 | 5 | | 2 | | 15 | | 1 | | 20 | | 3 | | | |
| 11:00 | 5 | 32 | 2 | 7 | 10 | 31 | 1 | 4 | 15 | 63 | 3 | 11 | | |
| 11:15 | 6 | | 3 | | 10 | | 2 | | 16 | | 5 | | | |
| 11:30 | 9 | | 1 | | 5 | | 0 | | 14 | | 1 | | | |
| 11:45 | 12 | | 1 | | 6 | | 1 | | 18 | | 2 | | | |
| Totals | 160 | | 385 | | 273 | | 361 | | 433 | | 746 | | | |
| Split% | 37.0 | | 51.6 | | 63.0 | | 48.4 | | | | | | | |
| Day Totals | | 545 | | | | 634 | | | | 1,179 | | | | |
| Day Splits | | 46.2 | | | | 53.8 | | | | | | | | |
| Peak Hour | 07:30 | | 02:15 | | 07:15 | | 01:45 | | 07:15 | | 02:00 | | | |
| Volume | 42 | | 61 | | 84 | | 60 | | 121 | | 119 | | | |
| Factor | 0.55 | | 0.80 | | 0.84 | | 0.75 | | 0.69 | | 0.96 | | | |

Transportation Studies, Inc.

2640 Walnut Avenue, Suite L
Tustin, CA. 92780

Location : AVENIDA PRESIDIO
Segment : S/O AVENIDA SALVADOR
Client : CITY SAN CLEMENT

Site: AN CLEMENTE
Date: 01/10/19

| Interval | NB | | | SB | | | Combined | | Day: | Thursday |
|------------|-------|------|---|-------|------|---|----------|-----|------|----------|
| | AM | PM | * | AM | PM | * | AM | PM | | |
| 12:00 | 1 | 2 | * | 0 | 1 | * | 1 | 3 | * | |
| 12:15 | 1 | | * | 0 | | * | 1 | | * | |
| 12:30 | 0 | | * | 1 | | * | 1 | | * | |
| 12:45 | 0 | | * | 0 | | * | 0 | | * | |
| 01:00 | 0 | 0 | * | 0 | 0 | * | 0 | 0 | * | |
| 01:15 | 0 | | * | 0 | | * | 0 | | * | |
| 01:30 | 0 | | * | 0 | | * | 0 | | * | |
| 01:45 | 0 | | * | 0 | | * | 0 | | * | |
| 02:00 | 1 | 1 | * | 1 | 2 | * | 2 | 3 | * | |
| 02:15 | 0 | | * | 0 | | * | 0 | | * | |
| 02:30 | 0 | | * | 0 | | * | 0 | | * | |
| 02:45 | 0 | | * | 1 | | * | 1 | | * | |
| 03:00 | 0 | 1 | * | 0 | 0 | * | 0 | 1 | * | |
| 03:15 | 0 | | * | 0 | | * | 0 | | * | |
| 03:30 | 1 | | * | 0 | | * | 1 | | * | |
| 03:45 | 0 | | * | 0 | | * | 0 | | * | |
| 04:00 | 0 | 0 | * | 0 | 4 | * | 0 | 4 | * | |
| 04:15 | 0 | | * | 1 | | * | 1 | | * | |
| 04:30 | 0 | | * | 3 | | * | 3 | | * | |
| 04:45 | 0 | | * | 0 | | * | 0 | | * | |
| 05:00 | 0 | 0 | * | 0 | 9 | * | 0 | 9 | * | |
| 05:15 | 0 | | * | 3 | | * | 3 | | * | |
| 05:30 | 0 | | * | 4 | | * | 4 | | * | |
| 05:45 | 0 | | * | 2 | | * | 2 | | * | |
| 06:00 | 0 | 11 | * | 3 | 20 | * | 3 | 31 | * | |
| 06:15 | 4 | | * | 4 | | * | 8 | | * | |
| 06:30 | 3 | | * | 8 | | * | 11 | | * | |
| 06:45 | 4 | | * | 5 | | * | 9 | | * | |
| 07:00 | 6 | 32 | * | 14 | 75 | * | 20 | 107 | * | |
| 07:15 | 7 | | * | 22 | | * | 29 | | * | |
| 07:30 | 13 | | * | 21 | | * | 34 | | * | |
| 07:45 | 6 | | * | 18 | | * | 24 | | * | |
| 08:00 | 10 | 23 | * | 14 | 46 | * | 24 | 69 | * | |
| 08:15 | 7 | | * | 15 | | * | 22 | | * | |
| 08:30 | 4 | | * | 8 | | * | 12 | | * | |
| 08:45 | 2 | | * | 9 | | * | 11 | | * | |
| 09:00 | 5 | 29 | * | 6 | 40 | * | 11 | 69 | * | |
| 09:15 | 10 | | * | 9 | | * | 19 | | * | |
| 09:30 | 5 | | * | 13 | | * | 18 | | * | |
| 09:45 | 9 | | * | 12 | | * | 21 | | * | |
| 10:00 | * | | * | * | | * | * | | * | |
| 10:15 | * | | * | * | | * | * | | * | |
| 10:30 | * | | * | * | | * | * | | * | |
| 10:45 | * | | * | * | | * | * | | * | |
| 11:00 | * | | * | * | | * | * | | * | |
| 11:15 | * | | * | * | | * | * | | * | |
| 11:30 | * | | * | * | | * | * | | * | |
| 11:45 | * | | * | * | | * | * | | * | |
| Totals | 99 | | 0 | 197 | | 0 | 296 | | 0 | |
| Split% | 33.4 | | * | 66.6 | | * | | | | |
| Day Totals | | 99 | | | 197 | | | 296 | | |
| Day Splits | | 33.4 | | | 66.6 | | | | | |
| Peak Hour | 07:15 | | * | 07:00 | | * | 07:15 | | * | |
| Volume | 36 | | * | 75 | | * | 111 | | * | |
| Factor | 0.69 | | * | 0.85 | | * | 0.82 | | * | |

Transportation Studies, Inc.

2640 Walnut Avenue, Suite L
Tustin, CA. 92780

Location : CALLE PUENTE
Segment : N/O CALLE PALIZADA
Client : CITY SAN CLEMENT

Site: AN CLEMENTE
Date: 02/07/19

| Interval | NB | | | | SB | | | | Combined | | | | Day: | Thursday |
|------------|-------|-------|-------|-----|-------|-------|-------|-----|----------|-------|-------|-----|------|----------|
| | AM | | PM | | AM | | PM | | AM | | PM | | | |
| 12:00 | 3 | 10 | 32 | 178 | 3 | 13 | 43 | 220 | 6 | 23 | 75 | 398 | | |
| 12:15 | 2 | | 64 | | 6 | | 66 | | 8 | | 130 | | | |
| 12:30 | 3 | | 58 | | 4 | | 55 | | 7 | | 113 | | | |
| 12:45 | 2 | | 24 | | 0 | | 56 | | 2 | | 80 | | | |
| 01:00 | 1 | 4 | 58 | 214 | 2 | 10 | 40 | 146 | 3 | 14 | 98 | 360 | | |
| 01:15 | 0 | | 47 | | 3 | | 50 | | 3 | | 97 | | | |
| 01:30 | 2 | | 51 | | 4 | | 30 | | 6 | | 81 | | | |
| 01:45 | 1 | | 58 | | 1 | | 26 | | 2 | | 84 | | | |
| 02:00 | 2 | 5 | 69 | 197 | 0 | 11 | 42 | 212 | 2 | 16 | 111 | 409 | | |
| 02:15 | 1 | | 65 | | 1 | | 47 | | 2 | | 112 | | | |
| 02:30 | 1 | | 39 | | 6 | | 69 | | 7 | | 108 | | | |
| 02:45 | 1 | | 24 | | 4 | | 54 | | 5 | | 78 | | | |
| 03:00 | 0 | 0 | 44 | 189 | 2 | 8 | 55 | 245 | 2 | 8 | 99 | 434 | | |
| 03:15 | 0 | | 45 | | 2 | | 72 | | 2 | | 117 | | | |
| 03:30 | 0 | | 46 | | 2 | | 54 | | 2 | | 100 | | | |
| 03:45 | 0 | | 54 | | 2 | | 64 | | 2 | | 118 | | | |
| 04:00 | 0 | 5 | 60 | 278 | 1 | 15 | 66 | 265 | 1 | 20 | 126 | 543 | | |
| 04:15 | 0 | | 59 | | 4 | | 52 | | 4 | | 111 | | | |
| 04:30 | 4 | | 63 | | 10 | | 68 | | 14 | | 131 | | | |
| 04:45 | 1 | | 96 | | 0 | | 79 | | 1 | | 175 | | | |
| 05:00 | 0 | 4 | 95 | 313 | 4 | 25 | 66 | 279 | 4 | 29 | 161 | 592 | | |
| 05:15 | 0 | | 72 | | 4 | | 62 | | 4 | | 134 | | | |
| 05:30 | 2 | | 69 | | 5 | | 71 | | 7 | | 140 | | | |
| 05:45 | 2 | | 77 | | 12 | | 80 | | 14 | | 157 | | | |
| 06:00 | 6 | 26 | 66 | 222 | 14 | 90 | 61 | 262 | 20 | 116 | 127 | 484 | | |
| 06:15 | 1 | | 56 | | 22 | | 62 | | 23 | | 118 | | | |
| 06:30 | 1 | | 44 | | 28 | | 79 | | 29 | | 123 | | | |
| 06:45 | 18 | | 56 | | 26 | | 60 | | 44 | | 116 | | | |
| 07:00 | 24 | 197 | 40 | 133 | 42 | 216 | 68 | 156 | 66 | 413 | 108 | 289 | | |
| 07:15 | 24 | | 30 | | 42 | | 22 | | 66 | | 52 | | | |
| 07:30 | 49 | | 24 | | 54 | | 32 | | 103 | | 56 | | | |
| 07:45 | 100 | | 39 | | 78 | | 34 | | 178 | | 73 | | | |
| 08:00 | 36 | 134 | 38 | 120 | 102 | 252 | 39 | 99 | 138 | 386 | 77 | 219 | | |
| 08:15 | 36 | | 26 | | 45 | | 22 | | 81 | | 48 | | | |
| 08:30 | 23 | | 31 | | 54 | | 21 | | 77 | | 52 | | | |
| 08:45 | 39 | | 25 | | 51 | | 17 | | 90 | | 42 | | | |
| 09:00 | 18 | 105 | 29 | 89 | 42 | 186 | 24 | 80 | 60 | 291 | 53 | 169 | | |
| 09:15 | 29 | | 22 | | 50 | | 20 | | 79 | | 42 | | | |
| 09:30 | 22 | | 24 | | 44 | | 24 | | 66 | | 48 | | | |
| 09:45 | 36 | | 14 | | 50 | | 12 | | 86 | | 26 | | | |
| 10:00 | 43 | 133 | 20 | 60 | 42 | 156 | 5 | 48 | 85 | 289 | 25 | 108 | | |
| 10:15 | 23 | | 13 | | 42 | | 15 | | 65 | | 28 | | | |
| 10:30 | 35 | | 16 | | 36 | | 18 | | 71 | | 34 | | | |
| 10:45 | 32 | | 11 | | 36 | | 10 | | 68 | | 21 | | | |
| 11:00 | 43 | 167 | 4 | 28 | 32 | 161 | 4 | 20 | 75 | 328 | 8 | 48 | | |
| 11:15 | 28 | | 8 | | 42 | | 6 | | 70 | | 14 | | | |
| 11:30 | 48 | | 12 | | 34 | | 6 | | 82 | | 18 | | | |
| 11:45 | 48 | | 4 | | 53 | | 4 | | 101 | | 8 | | | |
| Totals | 790 | | 2,021 | | 1,143 | | 2,032 | | 1,933 | | 4,053 | | | |
| Split% | 40.9 | | 49.9 | | 59.1 | | 50.1 | | | | | | | |
| Day Totals | | 2,811 | | | | 3,175 | | | | 5,986 | | | | |
| Day Splits | | 47.0 | | | | 53.0 | | | | | | | | |
| Peak Hour | 07:30 | | 04:45 | | 07:30 | | 05:45 | | 07:30 | | 04:45 | | | |
| Volume | 221 | | 332 | | 279 | | 282 | | 500 | | 610 | | | |
| Factor | 0.55 | | 0.86 | | 0.68 | | 0.88 | | 0.70 | | 0.87 | | | |

Transportation Studies, Inc.

2640 Walnut Avenue, Suite L
Tustin, CA. 92780

Location : CALLE PUENTE
Segment : S/O OF EL FORTAL
Client : CITY SAN CLEMENT

Site: AN CLEMENTE
Date: 02/07/19

| Interval | SB | | | | NB | | | | Combined | | Day: | Thursday |
|------------|-------|-------|-------|-----|-------|------|-------|----|----------|-------|-------|----------|
| | AM | | PM | | AM | | PM | | AM | PM | | |
| 12:00 | 4 | 5 | 14 | 54 | 0 | 3 | 4 | 29 | 4 | 8 | 18 | 83 |
| 12:15 | 1 | | 12 | | 3 | | 6 | | 4 | | 18 | |
| 12:30 | 0 | | 16 | | 0 | | 8 | | 0 | | 24 | |
| 12:45 | 0 | | 12 | | 0 | | 11 | | 0 | | 23 | |
| 01:00 | 0 | 0 | 6 | 56 | 0 | 0 | 11 | 52 | 0 | 0 | 17 | 108 |
| 01:15 | 0 | | 22 | | 0 | | 8 | | 0 | | 30 | |
| 01:30 | 0 | | 10 | | 0 | | 10 | | 0 | | 20 | |
| 01:45 | 0 | | 18 | | 0 | | 23 | | 0 | | 41 | |
| 02:00 | 0 | 0 | 34 | 109 | 0 | 0 | 21 | 77 | 0 | 0 | 55 | 186 |
| 02:15 | 0 | | 35 | | 0 | | 32 | | 0 | | 67 | |
| 02:30 | 0 | | 30 | | 0 | | 14 | | 0 | | 44 | |
| 02:45 | 0 | | 10 | | 0 | | 10 | | 0 | | 20 | |
| 03:00 | 0 | 0 | 18 | 66 | 0 | 1 | 12 | 39 | 0 | 1 | 30 | 105 |
| 03:15 | 0 | | 14 | | 1 | | 10 | | 1 | | 24 | |
| 03:30 | 0 | | 18 | | 0 | | 9 | | 0 | | 27 | |
| 03:45 | 0 | | 16 | | 0 | | 8 | | 0 | | 24 | |
| 04:00 | 0 | 0 | 11 | 101 | 1 | 1 | 9 | 45 | 1 | 1 | 20 | 146 |
| 04:15 | 0 | | 25 | | 0 | | 3 | | 0 | | 28 | |
| 04:30 | 0 | | 25 | | 0 | | 8 | | 0 | | 33 | |
| 04:45 | 0 | | 40 | | 0 | | 25 | | 0 | | 65 | |
| 05:00 | 0 | 1 | 48 | 176 | 0 | 3 | 25 | 74 | 0 | 4 | 73 | 250 |
| 05:15 | 0 | | 49 | | 0 | | 12 | | 0 | | 61 | |
| 05:30 | 0 | | 39 | | 3 | | 8 | | 3 | | 47 | |
| 05:45 | 1 | | 40 | | 0 | | 29 | | 1 | | 69 | |
| 06:00 | 0 | 8 | 28 | 84 | 2 | 18 | 41 | 97 | 2 | 26 | 69 | 181 |
| 06:15 | 4 | | 20 | | 4 | | 19 | | 8 | | 39 | |
| 06:30 | 4 | | 12 | | 2 | | 24 | | 6 | | 36 | |
| 06:45 | 0 | | 24 | | 10 | | 13 | | 10 | | 37 | |
| 07:00 | 6 | 132 | 16 | 32 | 2 | 16 | 14 | 32 | 8 | 148 | 30 | 64 |
| 07:15 | 8 | | 8 | | 8 | | 6 | | 16 | | 14 | |
| 07:30 | 46 | | 2 | | 6 | | 6 | | 52 | | 8 | |
| 07:45 | 72 | | 6 | | 0 | | 6 | | 72 | | 12 | |
| 08:00 | 45 | 76 | 8 | 16 | 8 | 33 | 10 | 26 | 53 | 109 | 18 | 42 |
| 08:15 | 14 | | 3 | | 10 | | 7 | | 24 | | 10 | |
| 08:30 | 9 | | 2 | | 10 | | 6 | | 19 | | 8 | |
| 08:45 | 8 | | 3 | | 5 | | 3 | | 13 | | 6 | |
| 09:00 | 7 | 39 | 2 | 11 | 4 | 20 | 5 | 19 | 11 | 59 | 7 | 30 |
| 09:15 | 10 | | 2 | | 6 | | 6 | | 16 | | 8 | |
| 09:30 | 10 | | 5 | | 4 | | 4 | | 14 | | 9 | |
| 09:45 | 12 | | 2 | | 6 | | 4 | | 18 | | 6 | |
| 10:00 | 3 | 39 | 2 | 5 | 8 | 26 | 1 | 8 | 11 | 65 | 3 | 13 |
| 10:15 | 12 | | 1 | | 4 | | 4 | | 16 | | 5 | |
| 10:30 | 12 | | 2 | | 10 | | 1 | | 22 | | 3 | |
| 10:45 | 12 | | 0 | | 4 | | 2 | | 16 | | 2 | |
| 11:00 | 18 | 66 | 1 | 4 | 8 | 29 | 2 | 17 | 26 | 95 | 3 | 21 |
| 11:15 | 14 | | 1 | | 4 | | 7 | | 18 | | 8 | |
| 11:30 | 22 | | 1 | | 6 | | 3 | | 28 | | 4 | |
| 11:45 | 12 | | 1 | | 11 | | 5 | | 23 | | 6 | |
| Totals | 366 | | 714 | | 150 | | 515 | | 516 | | 1,229 | |
| Split% | 70.9 | | 58.1 | | 29.1 | | 41.9 | | | | | |
| Day Totals | | 1,080 | | | | 665 | | | | 1,745 | | |
| Day Splits | | 61.9 | | | | 38.1 | | | | | | |
| Peak Hour | 07:30 | | 04:45 | | 08:00 | | 05:45 | | 07:30 | | 05:00 | |
| Volume | 177 | | 176 | | 33 | | 113 | | 201 | | 250 | |
| Factor | 0.61 | | 0.90 | | 0.82 | | 0.69 | | 0.70 | | 0.86 | |

Transportation Studies, Inc.

2640 Walnut Avenue, Suite L
Tustin, CA. 92780

Location : AVENIDA VISTA HERMOSA
Segment : S/O AVENIDA PICO
Client : CITY SAN CLEMENT

Site: AN CLEMENTE
Date: 02/19/19

| Interval | NB | | | | SB | | | | Combined | | Day: | Tuesday |
|------------|-------|-------|-------|-----|-------|-------|-------|-----|----------|-------|-------|---------|
| | AM | | PM | | AM | | PM | | AM | PM | | |
| 12:00 | 0 | 1 | 50 | 139 | 0 | 1 | 26 | 126 | 0 | 2 | 76 | 265 |
| 12:15 | 0 | | 32 | | 1 | | 28 | | 1 | | 60 | |
| 12:30 | 1 | | 22 | | 0 | | 36 | | 1 | | 58 | |
| 12:45 | 0 | | 35 | | 0 | | 36 | | 0 | | 71 | |
| 01:00 | 0 | 0 | 31 | 125 | 0 | 0 | 40 | 175 | 0 | 0 | 71 | 300 |
| 01:15 | 0 | | 32 | | 0 | | 47 | | 0 | | 79 | |
| 01:30 | 0 | | 36 | | 0 | | 34 | | 0 | | 70 | |
| 01:45 | 0 | | 26 | | 0 | | 54 | | 0 | | 80 | |
| 02:00 | 0 | 0 | 44 | 155 | 0 | 0 | 42 | 138 | 0 | 0 | 86 | 293 |
| 02:15 | 0 | | 40 | | 0 | | 35 | | 0 | | 75 | |
| 02:30 | 0 | | 30 | | 0 | | 32 | | 0 | | 62 | |
| 02:45 | 0 | | 41 | | 0 | | 29 | | 0 | | 70 | |
| 03:00 | 0 | 0 | 40 | 146 | 0 | 0 | 30 | 122 | 0 | 0 | 70 | 268 |
| 03:15 | 0 | | 26 | | 0 | | 35 | | 0 | | 61 | |
| 03:30 | 0 | | 38 | | 0 | | 25 | | 0 | | 63 | |
| 03:45 | 0 | | 42 | | 0 | | 32 | | 0 | | 74 | |
| 04:00 | 0 | 0 | 57 | 238 | 2 | 4 | 29 | 101 | 2 | 4 | 86 | 339 |
| 04:15 | 0 | | 47 | | 0 | | 24 | | 0 | | 71 | |
| 04:30 | 0 | | 76 | | 1 | | 30 | | 1 | | 106 | |
| 04:45 | 0 | | 58 | | 1 | | 18 | | 1 | | 76 | |
| 05:00 | 0 | 1 | 84 | 229 | 5 | 23 | 24 | 93 | 5 | 24 | 108 | 322 |
| 05:15 | 0 | | 54 | | 2 | | 30 | | 2 | | 84 | |
| 05:30 | 1 | | 53 | | 3 | | 26 | | 4 | | 79 | |
| 05:45 | 0 | | 38 | | 13 | | 13 | | 13 | | 51 | |
| 06:00 | 1 | 11 | 24 | 86 | 4 | 69 | 19 | 45 | 5 | 80 | 43 | 131 |
| 06:15 | 2 | | 24 | | 9 | | 12 | | 11 | | 36 | |
| 06:30 | 6 | | 29 | | 21 | | 8 | | 27 | | 37 | |
| 06:45 | 2 | | 9 | | 35 | | 6 | | 37 | | 15 | |
| 07:00 | 10 | 70 | 14 | 40 | 26 | 217 | 3 | 11 | 36 | 287 | 17 | 51 |
| 07:15 | 20 | | 12 | | 39 | | 3 | | 59 | | 15 | |
| 07:30 | 22 | | 6 | | 61 | | 5 | | 83 | | 11 | |
| 07:45 | 18 | | 8 | | 91 | | 0 | | 109 | | 8 | |
| 08:00 | 20 | 120 | 6 | 19 | 87 | 282 | 1 | 3 | 107 | 402 | 7 | 22 |
| 08:15 | 32 | | 4 | | 70 | | 1 | | 102 | | 5 | |
| 08:30 | 35 | | 3 | | 65 | | 1 | | 100 | | 4 | |
| 08:45 | 33 | | 6 | | 60 | | 0 | | 93 | | 6 | |
| 09:00 | 32 | 105 | 11 | 18 | 62 | 174 | 1 | 5 | 94 | 279 | 12 | 23 |
| 09:15 | 21 | | 3 | | 36 | | 1 | | 57 | | 4 | |
| 09:30 | 26 | | 3 | | 34 | | 1 | | 60 | | 4 | |
| 09:45 | 26 | | 1 | | 42 | | 2 | | 68 | | 3 | |
| 10:00 | 28 | 102 | 4 | 5 | 28 | 117 | 2 | 2 | 56 | 219 | 6 | 7 |
| 10:15 | 24 | | 0 | | 32 | | 0 | | 56 | | 0 | |
| 10:30 | 27 | | 1 | | 18 | | 0 | | 45 | | 1 | |
| 10:45 | 23 | | 0 | | 39 | | 0 | | 62 | | 0 | |
| 11:00 | 26 | 121 | 0 | 1 | 18 | 83 | 0 | 1 | 44 | 204 | 0 | 2 |
| 11:15 | 20 | | 0 | | 2 | | 1 | | 22 | | 1 | |
| 11:30 | 37 | | 1 | | 28 | | 0 | | 65 | | 1 | |
| 11:45 | 38 | | 0 | | 35 | | 0 | | 73 | | 0 | |
| Totals | 531 | | 1,201 | | 970 | | 822 | | 1,501 | | 2,023 | |
| Split% | 35.4 | | 59.4 | | 64.6 | | 40.6 | | | | | |
| Day Totals | | 1,732 | | | | 1,792 | | | | 3,524 | | |
| Day Splits | | 49.1 | | | | 50.9 | | | | | | |
| Peak Hour | 08:15 | | 04:30 | | 07:45 | | 01:15 | | 07:45 | | 04:30 | |
| Volume | 132 | | 272 | | 313 | | 177 | | 418 | | 374 | |
| Factor | 0.94 | | 0.81 | | 0.86 | | 0.82 | | 0.96 | | 0.87 | |

City of San Clemente Engineering Division

Project: Riachuelo Traffic Calming
Survey Location: Riachuelo south of Riachuelo west Entrance

Riachuelo 2899 pro
Site Code: 2899RIA

Date Start: 22-Mar-16
Date End: 01-Apr-16
Date Printed: 06-Apr-16

| Start Time | 21-Mar-16 | | Tue | | Wed | | Thu | | Fri | | Sat | | Sun | | Week Average | |
|------------|-----------|----|-------|-------|-------|-------|-------|-------|-------|-------|-------|-------|-------|-------|--------------|-------|
| | EB | WB | EB | WB | EB | WB | EB | WB | EB | WB | EB | WB | EB | WB | EB | WB |
| 12:00 AM | * | * | * | * | 0 | 0 | 0 | 0 | 0 | 0 | 2 | 1 | 0 | 0 | 0 | 0 |
| 01:00 | * | * | * | * | 0 | 0 | 0 | 0 | 0 | 0 | 0 | 0 | 1 | 1 | 0 | 0 |
| 02:00 | * | * | * | * | 1 | 0 | 0 | 0 | 1 | 0 | 1 | 0 | 2 | 1 | 1 | 0 |
| 03:00 | * | * | * | * | 0 | 0 | 0 | 0 | 0 | 0 | 1 | 0 | 0 | 0 | 0 | 0 |
| 04:00 | * | * | * | * | 1 | 2 | 0 | 1 | 0 | 1 | 0 | 0 | 0 | 0 | 0 | 1 |
| 05:00 | * | * | * | * | 0 | 4 | 0 | 5 | 0 | 4 | 0 | 0 | 1 | 1 | 0 | 3 |
| 06:00 | * | * | * | * | 3 | 3 | 2 | 6 | 0 | 4 | 1 | 4 | 1 | 2 | 1 | 4 |
| 07:00 | * | * | * | * | 3 | 11 | 5 | 11 | 3 | 16 | 4 | 4 | 0 | 3 | 3 | 9 |
| 08:00 | * | * | * | * | 5 | 9 | 8 | 6 | 6 | 10 | 4 | 5 | 1 | 2 | 5 | 6 |
| 09:00 | * | * | * | * | 6 | 10 | 4 | 5 | 7 | 6 | 5 | 10 | 5 | 2 | 5 | 7 |
| 10:00 | * | * | 9 | 9 | 14 | 8 | 12 | 5 | 5 | 4 | 10 | 8 | 7 | 8 | 10 | 7 |
| 11:00 | * | * | 8 | 3 | 4 | 5 | 7 | 4 | 0 | 1 | 11 | 6 | 9 | 8 | 6 | 4 |
| 12:00 PM | * | * | 9 | 11 | 6 | 1 | 8 | 9 | 10 | 4 | 11 | 2 | 6 | 2 | 8 | 5 |
| 01:00 | * | * | 6 | 1 | 5 | 5 | 9 | 2 | 10 | 4 | 6 | 4 | 15 | 5 | 8 | 4 |
| 02:00 | * | * | 6 | 6 | 5 | 12 | 6 | 10 | 16 | 6 | 10 | 0 | 10 | 2 | 9 | 6 |
| 03:00 | * | * | 8 | 14 | 16 | 10 | 12 | 7 | 16 | 17 | 7 | 8 | 9 | 3 | 11 | 10 |
| 04:00 | * | * | 13 | 8 | 13 | 6 | 14 | 6 | 6 | 3 | 10 | 6 | 6 | 10 | 10 | 6 |
| 05:00 | * | * | 14 | 6 | 13 | 8 | 14 | 8 | 11 | 2 | 10 | 4 | 2 | 4 | 11 | 5 |
| 06:00 | * | * | 14 | 3 | 10 | 2 | 11 | 4 | 12 | 8 | 8 | 8 | 3 | 5 | 10 | 5 |
| 07:00 | * | * | 5 | 3 | 6 | 4 | 12 | 5 | 3 | 0 | 4 | 4 | 12 | 6 | 7 | 4 |
| 08:00 | * | * | 10 | 2 | 8 | 4 | 9 | 1 | 4 | 1 | 3 | 5 | 3 | 5 | 6 | 3 |
| 09:00 | * | * | 0 | 1 | 7 | 1 | 3 | 0 | 2 | 2 | 0 | 2 | 2 | 1 | 2 | 1 |
| 10:00 | * | * | 3 | 2 | 3 | 1 | 0 | 0 | 1 | 2 | 5 | 2 | 2 | 0 | 2 | 1 |
| 11:00 | * | * | 2 | 0 | 2 | 0 | 3 | 0 | 3 | 0 | 3 | 1 | 1 | 1 | 2 | 0 |
| Lane Day | 0 | 0 | 107 | 69 | 131 | 106 | 139 | 95 | 116 | 95 | 116 | 84 | 98 | 72 | 117 | 91 |
| AM Peak | - | - | 10:00 | 10:00 | 10:00 | 07:00 | 10:00 | 07:00 | 09:00 | 07:00 | 11:00 | 09:00 | 11:00 | 10:00 | 10:00 | 07:00 |
| Vol. | - | - | 9 | 9 | 14 | 11 | 12 | 11 | 7 | 16 | 11 | 10 | 9 | 8 | 10 | 9 |
| PM Peak | - | - | 17:00 | 15:00 | 15:00 | 14:00 | 16:00 | 14:00 | 14:00 | 15:00 | 12:00 | 15:00 | 13:00 | 16:00 | 15:00 | 15:00 |
| Vol. | - | - | 14 | 14 | 16 | 12 | 14 | 10 | 16 | 17 | 11 | 8 | 15 | 10 | 11 | 10 |

City of San Clemente Engineering Division

Project: Riachuelo Traffic Calming
Survey Location: Riachuelo south of Riachuelo west Entrance

Riachuelo 2899 pro
Site Code: 2899RIA

Date Start: 22-Mar-16
Date End: 01-Apr-16
Date Printed: 06-Apr-16

| Start Time | 28-Mar-16 | | Tue | | Wed | | Thu | | Fri | | Sat | | Sun | | Week Average | |
|------------|-----------|-------|-------|-------|-------|-------|-------|-------|-------|-------|-----|----|-----|----|--------------|-------|
| | EB | WB | EB | WB | EB | WB | EB | WB | EB | WB | EB | WB | EB | WB | EB | WB |
| 12:00 AM | 0 | 0 | 0 | 0 | 0 | 0 | 0 | 0 | 0 | 1 | * | * | * | * | 0 | 0 |
| 01:00 | 0 | 0 | 0 | 0 | 0 | 0 | 0 | 3 | 0 | 0 | * | * | * | * | 0 | 1 |
| 02:00 | 0 | 0 | 0 | 0 | 1 | 0 | 0 | 0 | 0 | 1 | * | * | * | * | 0 | 0 |
| 03:00 | 0 | 0 | 0 | 0 | 0 | 0 | 0 | 0 | 0 | 0 | * | * | * | * | 0 | 0 |
| 04:00 | 1 | 0 | 1 | 1 | 1 | 0 | 1 | 1 | 1 | 2 | * | * | * | * | 1 | 1 |
| 05:00 | 0 | 1 | 0 | 2 | 0 | 3 | 0 | 3 | 1 | 3 | * | * | * | * | 0 | 2 |
| 06:00 | 0 | 8 | 2 | 6 | 0 | 3 | 2 | 6 | 1 | 3 | * | * | * | * | 1 | 5 |
| 07:00 | 3 | 16 | 7 | 13 | 9 | 10 | 4 | 13 | 4 | 12 | * | * | * | * | 5 | 13 |
| 08:00 | 6 | 8 | 1 | 8 | 7 | 10 | 7 | 7 | 4 | 5 | * | * | * | * | 5 | 8 |
| 09:00 | 6 | 11 | 8 | 10 | 8 | 9 | 5 | 6 | * | * | * | * | * | * | 7 | 9 |
| 10:00 | 5 | 3 | 2 | 5 | 11 | 6 | 4 | 11 | * | * | * | * | * | * | 6 | 6 |
| 11:00 | 10 | 3 | 5 | 2 | 4 | 9 | 6 | 0 | * | * | * | * | * | * | 6 | 4 |
| 12:00 PM | 4 | 6 | 7 | 5 | 13 | 4 | 16 | 1 | * | * | * | * | * | * | 10 | 4 |
| 01:00 | 7 | 4 | 9 | 5 | 12 | 7 | 7 | 2 | * | * | * | * | * | * | 9 | 4 |
| 02:00 | 10 | 8 | 12 | 2 | 10 | 9 | 9 | 10 | * | * | * | * | * | * | 10 | 7 |
| 03:00 | 16 | 13 | 12 | 18 | 22 | 12 | 11 | 26 | * | * | * | * | * | * | 15 | 17 |
| 04:00 | 7 | 9 | 14 | 8 | 11 | 9 | 4 | 4 | * | * | * | * | * | * | 9 | 8 |
| 05:00 | 16 | 7 | 17 | 10 | 13 | 5 | 17 | 10 | * | * | * | * | * | * | 16 | 8 |
| 06:00 | 11 | 2 | 12 | 2 | 18 | 4 | 11 | 3 | * | * | * | * | * | * | 13 | 3 |
| 07:00 | 5 | 2 | 7 | 3 | 5 | 3 | 5 | 4 | * | * | * | * | * | * | 6 | 3 |
| 08:00 | 7 | 0 | 6 | 4 | 6 | 1 | 11 | 1 | * | * | * | * | * | * | 8 | 2 |
| 09:00 | 5 | 2 | 5 | 2 | 5 | 0 | 3 | 1 | * | * | * | * | * | * | 4 | 1 |
| 10:00 | 0 | 0 | 4 | 2 | 1 | 0 | 2 | 0 | * | * | * | * | * | * | 2 | 0 |
| 11:00 | 0 | 2 | 0 | 0 | 0 | 1 | 0 | 2 | * | * | * | * | * | * | 0 | 1 |
| Lane Day | 119 | 105 | 131 | 108 | 157 | 105 | 125 | 114 | 11 | 27 | 0 | 0 | 0 | 0 | 133 | 107 |
| AM Peak | 11:00 | 07:00 | 09:00 | 07:00 | 10:00 | 07:00 | 08:00 | 07:00 | 07:00 | 07:00 | - | - | - | - | 09:00 | 07:00 |
| Vol. | 10 | 16 | 8 | 13 | 11 | 10 | 7 | 13 | 4 | 12 | - | - | - | - | 7 | 13 |
| PM Peak | 15:00 | 15:00 | 17:00 | 15:00 | 15:00 | 15:00 | 17:00 | 15:00 | - | - | - | - | - | - | 17:00 | 15:00 |
| Vol. | 16 | 13 | 17 | 18 | 22 | 12 | 17 | 26 | - | - | - | - | - | - | 16 | 17 |

| | | | | | | | | |
|-------------|---------|----------|-----|-----|-----|-----|-----|-----|
| Comb. Total | 224 | 415 | 499 | 473 | 249 | 200 | 170 | 448 |
| ADT | ADT 224 | AADT 224 | | | | | | |

City of San Clemente
Engineering Division

Project: Riachuelo Traffic Calming
Survey Location: Riachuelo south of LLano

RIACHUELO 2820 PRO
Site Code: 2820RIA

Date Start: 22-Mar-16
Date End: 01-Apr-16
Date Printed: 06-Apr-16

| Start Time | 21-Mar-16 | | Tue | | Wed | | Thu | | Fri | | Sat | | Sun | | Week Average | |
|------------|-----------|----|-----------|-----------|-----------|-----------|-----------|-----------|-----------|-----------|-----------|-----------|-----------|-----------|--------------|-----------|
| | NB | SB | NB | SB | NB | SB | NB | SB | NB | SB | NB | SB | NB | SB | NB | SB |
| 12:00 AM | * | * | * | * | 3 | 2 | 3 | 3 | 2 | 2 | 2 | 0 | 2 | 2 | 2 | 2 |
| 01:00 | * | * | * | * | 0 | 1 | 1 | 1 | 3 | 1 | 1 | 0 | 1 | 0 | 1 | 1 |
| 02:00 | * | * | * | * | 0 | 0 | 0 | 0 | 1 | 0 | 3 | 1 | 2 | 1 | 1 | 0 |
| 03:00 | * | * | * | * | 1 | 1 | 0 | 3 | 0 | 0 | 1 | 0 | 0 | 0 | 0 | 1 |
| 04:00 | * | * | * | * | 0 | 2 | 0 | 2 | 1 | 2 | 0 | 2 | 0 | 1 | 0 | 2 |
| 05:00 | * | * | * | * | 0 | 8 | 1 | 3 | 1 | 7 | 0 | 0 | 0 | 2 | 0 | 4 |
| 06:00 | * | * | * | * | 1 | 14 | 3 | 17 | 4 | 15 | 1 | 7 | 0 | 6 | 2 | 12 |
| 07:00 | * | * | * | * | 11 | 34 | 9 | 28 | 4 | 31 | 9 | 9 | 2 | 7 | 7 | 22 |
| 08:00 | * | * | * | * | 13 | 36 | 10 | 46 | 13 | 34 | 1 | 16 | 8 | 14 | 9 | 29 |
| 09:00 | * | * | * | * | 10 | 28 | 15 | 26 | 11 | 21 | 11 | 26 | 10 | 24 | 11 | 25 |
| 10:00 | * | * | * | * | 13 | 17 | 18 | 29 | 13 | 18 | 11 | 18 | 18 | 21 | 15 | 21 |
| 11:00 | * | * | 15 | 21 | 17 | 35 | 9 | 15 | 10 | 16 | 20 | 25 | 12 | 13 | 14 | 21 |
| 12:00 PM | * | * | 20 | 14 | 17 | 13 | 22 | 17 | 18 | 17 | 17 | 22 | 18 | 26 | 19 | 18 |
| 01:00 | * | * | 12 | 20 | 18 | 21 | 12 | 22 | 12 | 17 | 18 | 13 | 12 | 20 | 14 | 19 |
| 02:00 | * | * | 24 | 26 | 18 | 13 | 17 | 21 | 27 | 20 | 17 | 24 | 17 | 12 | 20 | 19 |
| 03:00 | * | * | 20 | 15 | 23 | 15 | 16 | 21 | 14 | 14 | 21 | 14 | 20 | 14 | 19 | 16 |
| 04:00 | * | * | 28 | 37 | 35 | 24 | 35 | 29 | 26 | 29 | 16 | 21 | 14 | 16 | 26 | 26 |
| 05:00 | * | * | 27 | 27 | 30 | 28 | 25 | 26 | 25 | 22 | 19 | 17 | 16 | 9 | 24 | 22 |
| 06:00 | * | * | 21 | 17 | 31 | 25 | 22 | 17 | 22 | 29 | 21 | 23 | 8 | 16 | 21 | 21 |
| 07:00 | * | * | 21 | 8 | 28 | 18 | 22 | 19 | 16 | 15 | 8 | 21 | 12 | 11 | 18 | 15 |
| 08:00 | * | * | 13 | 5 | 20 | 17 | 16 | 10 | 15 | 19 | 16 | 9 | 12 | 4 | 15 | 11 |
| 09:00 | * | * | 11 | 6 | 10 | 7 | 14 | 6 | 18 | 11 | 15 | 11 | 3 | 4 | 12 | 8 |
| 10:00 | * | * | 6 | 6 | 5 | 5 | 6 | 4 | 6 | 4 | 9 | 3 | 9 | 1 | 7 | 4 |
| 11:00 | * | * | 3 | 1 | 6 | 1 | 5 | 3 | 6 | 4 | 5 | 2 | 2 | 2 | 4 | 2 |
| Lane Day | 0 | 0 | 221 | 203 | 310 | 365 | 281 | 368 | 268 | 348 | 242 | 284 | 198 | 226 | 261 | 321 |
| AM Peak | - | - | 11:00 | 11:00 | 11:00 | 08:00 | 10:00 | 08:00 | 08:00 | 08:00 | 11:00 | 09:00 | 10:00 | 09:00 | 10:00 | 08:00 |
| Vol. | - | - | 15 | 21 | 17 | 36 | 18 | 46 | 13 | 34 | 20 | 26 | 18 | 24 | 15 | 29 |
| PM Peak | - | - | 16:00 | 16:00 | 16:00 | 17:00 | 16:00 | 16:00 | 14:00 | 16:00 | 15:00 | 14:00 | 15:00 | 12:00 | 16:00 | 16:00 |
| Vol. | - | - | 28 | 37 | 35 | 28 | 35 | 29 | 27 | 29 | 21 | 24 | 20 | 26 | 26 | 26 |

City of San Clemente

Engineering Division

Project: Riachuelo Traffic Calming
 Survey Location: Riachuelo south of LLano

RIACHUELO 2820 PRO
 Site Code: 2820RIA

Date Start: 22-Mar-16
 Date End: 01-Apr-16
 Date Printed: 06-Apr-16

| Start Time | 28-Mar-16 | | Tue | | Wed | | Thu | | Fri | | Sat | | Sun | | Week Average | |
|------------|-----------|-------|-------|-------|-------|-------|-------|-------|-------|-------|-----|----|-----|----|--------------|-------|
| | NB | SB | NB | SB | NB | SB | NB | SB | NB | SB | NB | SB | NB | SB | NB | SB |
| 12:00 AM | 1 | 0 | 1 | 0 | 1 | 2 | 2 | 0 | 1 | 0 | * | * | * | * | 1 | 0 |
| 01:00 | 2 | 0 | 0 | 0 | 0 | 0 | 2 | 0 | 2 | 0 | * | * | * | * | 1 | 0 |
| 02:00 | 0 | 0 | 0 | 0 | 1 | 1 | 0 | 0 | 0 | 0 | * | * | * | * | 0 | 0 |
| 03:00 | 0 | 2 | 0 | 1 | 1 | 1 | 0 | 1 | 0 | 2 | * | * | * | * | 0 | 1 |
| 04:00 | 0 | 2 | 0 | 3 | 0 | 2 | 0 | 1 | 0 | 2 | * | * | * | * | 0 | 2 |
| 05:00 | 0 | 7 | 0 | 5 | 0 | 5 | 0 | 5 | 0 | 8 | * | * | * | * | 0 | 6 |
| 06:00 | 3 | 17 | 1 | 20 | 3 | 17 | 2 | 19 | 2 | 18 | * | * | * | * | 2 | 18 |
| 07:00 | 10 | 26 | 11 | 31 | 8 | 35 | 10 | 35 | 10 | 40 | * | * | * | * | 10 | 33 |
| 08:00 | 16 | 40 | 12 | 29 | 16 | 28 | 18 | 30 | 14 | 25 | * | * | * | * | 15 | 30 |
| 09:00 | 10 | 30 | 15 | 22 | 14 | 18 | 9 | 31 | * | * | * | * | * | * | 12 | 25 |
| 10:00 | 12 | 20 | 10 | 16 | 8 | 23 | 10 | 18 | * | * | * | * | * | * | 10 | 19 |
| 11:00 | 20 | 20 | 11 | 14 | 12 | 27 | 7 | 16 | * | * | * | * | * | * | 12 | 19 |
| 12:00 PM | 12 | 17 | 14 | 21 | 10 | 19 | 15 | 18 | * | * | * | * | * | * | 13 | 19 |
| 01:00 | 18 | 17 | 20 | 25 | 23 | 23 | 13 | 25 | * | * | * | * | * | * | 18 | 22 |
| 02:00 | 19 | 28 | 16 | 21 | 18 | 20 | 24 | 16 | * | * | * | * | * | * | 19 | 21 |
| 03:00 | 28 | 16 | 24 | 18 | 28 | 26 | 20 | 28 | * | * | * | * | * | * | 25 | 22 |
| 04:00 | 27 | 21 | 27 | 26 | 30 | 12 | 16 | 11 | * | * | * | * | * | * | 25 | 18 |
| 05:00 | 27 | 25 | 31 | 27 | 24 | 27 | 31 | 24 | * | * | * | * | * | * | 28 | 26 |
| 06:00 | 28 | 14 | 21 | 15 | 22 | 16 | 24 | 18 | * | * | * | * | * | * | 24 | 16 |
| 07:00 | 25 | 9 | 28 | 12 | 24 | 9 | 29 | 10 | * | * | * | * | * | * | 26 | 10 |
| 08:00 | 10 | 8 | 18 | 10 | 18 | 13 | 16 | 11 | * | * | * | * | * | * | 16 | 10 |
| 09:00 | 11 | 6 | 12 | 7 | 9 | 3 | 10 | 7 | * | * | * | * | * | * | 10 | 6 |
| 10:00 | 6 | 4 | 5 | 0 | 7 | 4 | 4 | 6 | * | * | * | * | * | * | 6 | 4 |
| 11:00 | 4 | 0 | 1 | 3 | 1 | 2 | 5 | 1 | * | * | * | * | * | * | 3 | 2 |
| Lane | 289 | 329 | 278 | 326 | 278 | 333 | 267 | 331 | 29 | 95 | 0 | 0 | 0 | 0 | 276 | 329 |
| Day | 618 | | 604 | | 611 | | 598 | | 124 | | 0 | | 0 | | 605 | |
| AM Peak | 11:00 | 08:00 | 09:00 | 07:00 | 08:00 | 07:00 | 08:00 | 07:00 | 08:00 | 07:00 | - | - | - | - | 08:00 | 07:00 |
| Vol. | 20 | 40 | 15 | 31 | 16 | 35 | 18 | 35 | 14 | 40 | - | - | - | - | 15 | 33 |
| PM Peak | 15:00 | 14:00 | 17:00 | 17:00 | 16:00 | 17:00 | 17:00 | 15:00 | - | - | - | - | - | - | 17:00 | 17:00 |
| Vol. | 28 | 28 | 31 | 27 | 30 | 27 | 31 | 28 | - | - | - | - | - | - | 28 | 26 |

| | | | | | | | | |
|-------------|---------|----------|------|------|-----|-----|-----|------|
| Comb. Total | 618 | 1028 | 1286 | 1247 | 740 | 526 | 424 | 1187 |
| ADT | ADT 594 | AADT 594 | | | | | | |



Project: Southwest Traffic

City of San Clemente

Engineering Division

Site Code: 222 ROCA VISTA
 Cl. Primavera
 Los Alamos
 Date Start: 22-Jul-08
 Date End: 24-Jul-08
 Date Printed: 27-Aug-08

| Start Time | 22-Jul-08 | | 23-Jul-08 | | 24-Jul-08 | | 25-Jul-08 | | 26-Jul-08 | | 27-Jul-08 | | 28-Jul-08 | | Week Average | |
|------------------|-----------|------------|------------|------------|-----------|----------|-----------|----------|-----------|----------|-----------|----------|-----------|----------|--------------|------------|
| | EB | WB | EB | WB | EB | WB | EB | WB | EB | WB | EB | WB | EB | WB | EB | WB |
| 12:00 AM | * | * | 1 | 3 | 1 | 0 | * | * | * | * | * | * | * | * | 1 | 2 |
| 01:00 | * | * | 0 | 0 | 0 | 0 | * | * | * | * | * | * | * | * | 0 | 0 |
| 02:00 | * | * | 0 | 0 | 0 | 1 | * | * | * | * | * | * | * | * | 0 | 0 |
| 03:00 | * | * | 0 | 0 | 0 | 0 | * | * | * | * | * | * | * | * | 0 | 0 |
| 04:00 | * | * | 0 | 0 | 0 | 0 | * | * | * | * | * | * | * | * | 0 | 0 |
| 05:00 | * | * | 0 | 0 | 0 | 0 | * | * | * | * | * | * | * | * | 0 | 0 |
| 06:00 | * | * | 0 | 3 | 2 | 0 | * | * | * | * | * | * | * | * | 1 | 2 |
| 07:00 | * | * | 1 | 1 | 1 | 2 | * | * | * | * | * | * | * | * | 1 | 2 |
| 08:00 | * | * | 6 | 1 | 0 | 3 | * | * | * | * | * | * | * | * | 3 | 2 |
| 09:00 | * | * | 4 | 5 | * | * | * | * | * | * | * | * | * | * | 4 | 5 |
| 10:00 | 4 | 7 | 3 | 9 | * | * | * | * | * | * | * | * | * | * | 4 | 8 |
| 11:00 | 7 | 5 | 5 | 6 | * | * | * | * | * | * | * | * | * | * | 6 | 6 |
| 12:00 PM | 4 | 5 | 4 | 10 | * | * | * | * | * | * | * | * | * | * | 4 | 8 |
| 01:00 | 9 | 12 | 15 | 11 | * | * | * | * | * | * | * | * | * | * | 12 | 12 |
| 02:00 | 4 | 13 | 16 | 10 | * | * | * | * | * | * | * | * | * | * | 10 | 12 |
| 03:00 | 9 | 5 | 15 | 9 | * | * | * | * | * | * | * | * | * | * | 12 | 7 |
| 04:00 | 16 | 14 | 13 | 4 | * | * | * | * | * | * | * | * | * | * | 14 | 9 |
| 05:00 | 11 | 11 | 10 | 8 | * | * | * | * | * | * | * | * | * | * | 10 | 10 |
| 06:00 | 8 | 15 | 5 | 6 | * | * | * | * | * | * | * | * | * | * | 6 | 10 |
| 07:00 | 12 | 10 | 2 | 2 | * | * | * | * | * | * | * | * | * | * | 7 | 6 |
| 08:00 | 4 | 4 | 8 | 4 | * | * | * | * | * | * | * | * | * | * | 6 | 4 |
| 09:00 | 2 | 1 | 3 | 5 | * | * | * | * | * | * | * | * | * | * | 2 | 3 |
| 10:00 | 2 | 5 | 1 | 2 | * | * | * | * | * | * | * | * | * | * | 2 | 4 |
| 11:00 | 0 | 2 | 3 | 2 | * | * | * | * | * | * | * | * | * | * | 2 | 2 |
| Total Day | 92 | 109 | 115 | 101 | 4 | 6 | 0 | 0 | 0 | 0 | 0 | 0 | 0 | 0 | 107 | 114 |
| | 201 | | 216 | | 10 | | 0 | | 0 | | 0 | | 0 | | 221 | |
| AM Peak | 11:00 | 10:00 | 08:00 | 10:00 | 06:00 | 08:00 | | | | | | | | | 11:00 | 10:00 |
| Vol. | 7 | 7 | 6 | 9 | 2 | 3 | | | | | | | | | 6 | 8 |
| PM Peak | 16:00 | 18:00 | 14:00 | 13:00 | | | | | | | | | | | 16:00 | 13:00 |
| Vol. | 16 | 15 | 16 | 11 | | | | | | | | | | | 14 | 12 |

| | | | | | | | | |
|-------------|---------|----------|----|---|---|---|---|-----|
| Comb. Total | 201 | 216 | 10 | 0 | 0 | 0 | 0 | 221 |
| ADT | ADT 216 | AADT 216 | | | | | | |

Transportation Studies, Inc.

2640 Walnut Avenue, Suite L
Tustin, CA. 92780

Location : CALLE SALUDA
Segment : E/O AVENIDA LA PATA
Client : CITY SAN CLEMENT

Site: AN CLEMENTE
Date: 12/19/18

| Interval | EB | | | | WB | | | | Combined | | Day: | Wednesday |
|------------|-------|-------|-------|-----|-------|-------|-------|-----|----------|-------|-------|-----------|
| | AM | | PM | | AM | | PM | | AM | PM | | |
| 12:00 | 5 | 15 | 67 | 274 | 3 | 6 | 63 | 255 | 8 | 21 | 130 | 529 |
| 12:15 | 4 | | 68 | | 1 | | 62 | | 5 | | 130 | |
| 12:30 | 5 | | 69 | | 2 | | 65 | | 7 | | 134 | |
| 12:45 | 1 | | 70 | | 0 | | 65 | | 1 | | 135 | |
| 01:00 | 5 | 9 | 73 | 321 | 2 | 5 | 62 | 248 | 7 | 14 | 135 | 569 |
| 01:15 | 1 | | 82 | | 0 | | 66 | | 1 | | 148 | |
| 01:30 | 2 | | 102 | | 1 | | 60 | | 3 | | 162 | |
| 01:45 | 1 | | 64 | | 2 | | 60 | | 3 | | 124 | |
| 02:00 | 0 | 1 | 75 | 366 | 0 | 1 | 71 | 310 | 0 | 2 | 146 | 676 |
| 02:15 | 0 | | 90 | | 0 | | 75 | | 0 | | 165 | |
| 02:30 | 1 | | 89 | | 1 | | 92 | | 2 | | 181 | |
| 02:45 | 0 | | 112 | | 0 | | 72 | | 0 | | 184 | |
| 03:00 | 2 | 2 | 99 | 349 | 1 | 3 | 94 | 307 | 3 | 5 | 193 | 656 |
| 03:15 | 0 | | 80 | | 0 | | 88 | | 0 | | 168 | |
| 03:30 | 0 | | 92 | | 1 | | 58 | | 1 | | 150 | |
| 03:45 | 0 | | 78 | | 1 | | 67 | | 1 | | 145 | |
| 04:00 | 3 | 6 | 73 | 324 | 2 | 16 | 70 | 274 | 5 | 22 | 143 | 598 |
| 04:15 | 0 | | 74 | | 2 | | 62 | | 2 | | 136 | |
| 04:30 | 1 | | 90 | | 4 | | 76 | | 5 | | 166 | |
| 04:45 | 2 | | 87 | | 8 | | 66 | | 10 | | 153 | |
| 05:00 | 0 | 7 | 94 | 382 | 15 | 73 | 82 | 282 | 15 | 80 | 176 | 664 |
| 05:15 | 1 | | 92 | | 17 | | 81 | | 18 | | 173 | |
| 05:30 | 2 | | 108 | | 17 | | 67 | | 19 | | 175 | |
| 05:45 | 4 | | 88 | | 24 | | 52 | | 28 | | 140 | |
| 06:00 | 5 | 50 | 82 | 321 | 20 | 144 | 46 | 175 | 25 | 194 | 128 | 496 |
| 06:15 | 7 | | 90 | | 28 | | 42 | | 35 | | 132 | |
| 06:30 | 10 | | 64 | | 46 | | 45 | | 56 | | 109 | |
| 06:45 | 28 | | 85 | | 50 | | 42 | | 78 | | 127 | |
| 07:00 | 24 | 204 | 62 | 261 | 88 | 586 | 33 | 118 | 112 | 790 | 95 | 379 |
| 07:15 | 44 | | 81 | | 184 | | 36 | | 228 | | 117 | |
| 07:30 | 60 | | 69 | | 182 | | 32 | | 242 | | 101 | |
| 07:45 | 76 | | 49 | | 132 | | 17 | | 208 | | 66 | |
| 08:00 | 107 | 256 | 57 | 198 | 130 | 423 | 19 | 89 | 237 | 679 | 76 | 287 |
| 08:15 | 53 | | 49 | | 110 | | 29 | | 163 | | 78 | |
| 08:30 | 56 | | 43 | | 94 | | 21 | | 150 | | 64 | |
| 08:45 | 40 | | 49 | | 89 | | 20 | | 129 | | 69 | |
| 09:00 | 38 | 185 | 30 | 132 | 73 | 287 | 15 | 49 | 111 | 472 | 45 | 181 |
| 09:15 | 53 | | 41 | | 68 | | 13 | | 121 | | 54 | |
| 09:30 | 44 | | 31 | | 74 | | 13 | | 118 | | 44 | |
| 09:45 | 50 | | 30 | | 72 | | 8 | | 122 | | 38 | |
| 10:00 | 48 | 185 | 20 | 74 | 70 | 250 | 11 | 36 | 118 | 435 | 31 | 110 |
| 10:15 | 36 | | 17 | | 66 | | 6 | | 102 | | 23 | |
| 10:30 | 46 | | 17 | | 58 | | 13 | | 104 | | 30 | |
| 10:45 | 55 | | 20 | | 56 | | 6 | | 111 | | 26 | |
| 11:00 | 63 | 234 | 14 | 34 | 50 | 252 | 4 | 15 | 113 | 486 | 18 | 49 |
| 11:15 | 46 | | 6 | | 66 | | 6 | | 112 | | 12 | |
| 11:30 | 63 | | 13 | | 68 | | 3 | | 131 | | 16 | |
| 11:45 | 62 | | 1 | | 68 | | 2 | | 130 | | 3 | |
| Totals | 1,154 | | 3,036 | | 2,046 | | 2,158 | | 3,200 | | 5,194 | |
| Split% | 36.1 | | 58.5 | | 63.9 | | 41.5 | | | | | |
| Day Totals | | 4,190 | | | | 4,204 | | | | 8,394 | | |
| Day Splits | | 49.9 | | | | 50.1 | | | | | | |
| Peak Hour | 07:30 | | 02:15 | | 07:15 | | 02:30 | | 07:15 | | 02:30 | |
| Volume | 296 | | 390 | | 628 | | 346 | | 915 | | 726 | |
| Factor | 0.69 | | 0.87 | | 0.85 | | 0.92 | | 0.95 | | 0.94 | |

Transportation Studies, Inc.

2640 Walnut Avenue, Suite L
Tustin, CA. 92780

Location : CALLE SALUDA
Segment : W/O AVENIDA TALEGA
Client : CITY SAN CLEMENT

Site: AN CLEMENTE
Date: 12/19/18

| Interval | WB | | | | EB | | | | Combined | | | | Day: | Wednesday |
|------------|-------|-------|-------|-----|-------|-------|-------|-----|----------|-------|-------|-----|------|-----------|
| | AM | | PM | | AM | | PM | | AM | | PM | | | |
| 12:00 | 3 | 5 | 44 | 169 | 2 | 9 | 40 | 155 | 5 | 14 | 84 | 324 | | |
| 12:15 | 1 | | 38 | | 3 | | 30 | | 4 | | 68 | | | |
| 12:30 | 1 | | 39 | | 2 | | 41 | | 3 | | 80 | | | |
| 12:45 | 0 | | 48 | | 2 | | 44 | | 2 | | 92 | | | |
| 01:00 | 1 | 2 | 37 | 151 | 3 | 5 | 50 | 190 | 4 | 7 | 87 | 341 | | |
| 01:15 | 0 | | 42 | | 2 | | 47 | | 2 | | 89 | | | |
| 01:30 | 0 | | 40 | | 0 | | 53 | | 0 | | 93 | | | |
| 01:45 | 1 | | 32 | | 0 | | 40 | | 1 | | 72 | | | |
| 02:00 | 0 | 1 | 57 | 264 | 0 | 0 | 48 | 238 | 0 | 1 | 105 | 502 | | |
| 02:15 | 0 | | 58 | | 0 | | 53 | | 0 | | 111 | | | |
| 02:30 | 1 | | 66 | | 0 | | 55 | | 1 | | 121 | | | |
| 02:45 | 0 | | 83 | | 0 | | 82 | | 0 | | 165 | | | |
| 03:00 | 1 | 2 | 64 | 193 | 0 | 0 | 55 | 191 | 1 | 2 | 119 | 384 | | |
| 03:15 | 0 | | 49 | | 0 | | 42 | | 0 | | 91 | | | |
| 03:30 | 0 | | 42 | | 0 | | 50 | | 0 | | 92 | | | |
| 03:45 | 1 | | 38 | | 0 | | 44 | | 1 | | 82 | | | |
| 04:00 | 2 | 11 | 53 | 168 | 2 | 6 | 40 | 174 | 4 | 17 | 93 | 342 | | |
| 04:15 | 2 | | 42 | | 1 | | 44 | | 3 | | 86 | | | |
| 04:30 | 2 | | 41 | | 2 | | 44 | | 4 | | 85 | | | |
| 04:45 | 5 | | 32 | | 1 | | 46 | | 6 | | 78 | | | |
| 05:00 | 5 | 25 | 54 | 172 | 0 | 2 | 44 | 190 | 5 | 27 | 98 | 362 | | |
| 05:15 | 3 | | 39 | | 0 | | 46 | | 3 | | 85 | | | |
| 05:30 | 6 | | 43 | | 0 | | 53 | | 6 | | 96 | | | |
| 05:45 | 11 | | 36 | | 2 | | 47 | | 13 | | 83 | | | |
| 06:00 | 8 | 63 | 32 | 122 | 1 | 27 | 44 | 158 | 9 | 90 | 76 | 280 | | |
| 06:15 | 8 | | 25 | | 6 | | 38 | | 14 | | 63 | | | |
| 06:30 | 25 | | 32 | | 5 | | 34 | | 30 | | 66 | | | |
| 06:45 | 22 | | 33 | | 15 | | 42 | | 37 | | 75 | | | |
| 07:00 | 48 | 341 | 27 | 91 | 19 | 167 | 44 | 138 | 67 | 508 | 71 | 229 | | |
| 07:15 | 103 | | 22 | | 23 | | 40 | | 126 | | 62 | | | |
| 07:30 | 98 | | 20 | | 36 | | 29 | | 134 | | 49 | | | |
| 07:45 | 92 | | 22 | | 89 | | 25 | | 181 | | 47 | | | |
| 08:00 | 84 | 244 | 20 | 75 | 75 | 171 | 36 | 111 | 159 | 415 | 56 | 186 | | |
| 08:15 | 72 | | 23 | | 34 | | 30 | | 106 | | 53 | | | |
| 08:30 | 48 | | 18 | | 34 | | 26 | | 82 | | 44 | | | |
| 08:45 | 40 | | 14 | | 28 | | 19 | | 68 | | 33 | | | |
| 09:00 | 44 | 165 | 9 | 46 | 24 | 116 | 12 | 67 | 68 | 281 | 21 | 113 | | |
| 09:15 | 36 | | 14 | | 22 | | 19 | | 58 | | 33 | | | |
| 09:30 | 46 | | 12 | | 40 | | 19 | | 86 | | 31 | | | |
| 09:45 | 39 | | 11 | | 30 | | 17 | | 69 | | 28 | | | |
| 10:00 | 44 | 154 | 5 | 23 | 34 | 116 | 14 | 39 | 78 | 270 | 19 | 62 | | |
| 10:15 | 32 | | 5 | | 18 | | 10 | | 50 | | 15 | | | |
| 10:30 | 31 | | 7 | | 32 | | 7 | | 63 | | 14 | | | |
| 10:45 | 47 | | 6 | | 32 | | 8 | | 79 | | 14 | | | |
| 11:00 | 32 | 137 | 3 | 6 | 30 | 132 | 6 | 16 | 62 | 269 | 9 | 22 | | |
| 11:15 | 30 | | 0 | | 26 | | 3 | | 56 | | 3 | | | |
| 11:30 | 39 | | 2 | | 32 | | 7 | | 71 | | 9 | | | |
| 11:45 | 36 | | 1 | | 44 | | 0 | | 80 | | 1 | | | |
| Totals | 1,150 | | 1,480 | | 751 | | 1,667 | | 1,901 | | 3,147 | | | |
| Split% | 60.5 | | 47.0 | | 39.5 | | 53.0 | | | | | | | |
| Day Totals | | 2,630 | | | | 2,418 | | | | 5,048 | | | | |
| Day Splits | | 52.1 | | | | 47.9 | | | | | | | | |
| Peak Hour | 07:15 | | 02:15 | | 07:30 | | 02:15 | | 07:15 | | 02:15 | | | |
| Volume | 377 | | 271 | | 234 | | 245 | | 600 | | 516 | | | |
| Factor | 0.92 | | 0.82 | | 0.66 | | 0.75 | | 0.83 | | 0.78 | | | |



City of San Clemente

Engineering Division

Project: Avenida Salvador Traffic Calming
Traffic Survey

Site Code: 113SALV
Ave Presidio

Date Start: 16-Apr-12
Date End: 24-Apr-12
Date Printed: 07-May-12

| Start Time | 16-Apr-12 | | Tue | | Wed | | Thu | | Fri | | Sat | | Sun | | Week Average | |
|------------|-----------|------------|------------|------------|-----------|-----------|-----------|------------|-----------|------------|-----------|-----------|-----------|-----------|--------------|-----------|
| | WB | EB | WB | EB | WB | EB | WB | EB | WB | EB | WB | EB | WB | EB | WB | EB |
| 12:00 AM | * | * | 3 | 4 | 0 | 5 | 0 | 3 | 3 | 3 | 7 | 5 | 9 | 8 | 4 | 5 |
| 01:00 | * | * | 0 | 2 | 3 | 2 | 0 | 0 | 0 | 0 | 4 | 4 | 5 | 3 | 2 | 2 |
| 02:00 | * | * | 1 | 1 | 0 | 0 | 1 | 1 | 1 | 2 | 1 | 4 | 2 | 4 | 1 | 2 |
| 03:00 | * | * | 2 | 0 | 0 | 1 | 1 | 2 | 1 | 1 | 4 | 1 | 3 | 1 | 2 | 1 |
| 04:00 | * | * | 3 | 1 | 6 | 1 | 4 | 0 | 6 | 1 | 1 | 0 | 1 | 4 | 4 | 1 |
| 05:00 | * | * | 13 | 2 | 13 | 1 | 15 | 4 | 13 | 3 | 6 | 2 | 4 | 5 | 11 | 3 |
| 06:00 | * | * | 36 | 10 | 33 | 17 | 38 | 12 | 36 | 8 | 12 | 2 | 11 | 3 | 28 | 9 |
| 07:00 | * | * | 101 | 38 | 99 | 35 | 98 | 52 | 94 | 39 | 35 | 18 | 17 | 14 | 74 | 33 |
| 08:00 | * | * | 68 | 36 | 84 | 44 | 81 | 35 | 72 | 44 | 52 | 32 | 35 | 16 | 65 | 34 |
| 09:00 | * | * | 79 | 43 | 55 | 42 | 57 | 37 | 56 | 35 | 75 | 51 | 46 | 26 | 61 | 39 |
| 10:00 | * | * | 54 | 58 | 56 | 55 | 42 | 57 | 62 | 36 | 69 | 53 | 66 | 41 | 58 | 50 |
| 11:00 | * | * | 48 | 55 | 54 | 65 | 72 | 42 | 53 | 52 | 73 | 87 | 57 | 51 | 60 | 59 |
| 12:00 PM | 48 | 58 | 62 | 71 | 72 | 79 | 60 | 64 | 63 | 69 | 63 | 83 | 64 | 49 | 62 | 68 |
| 01:00 | 68 | 74 | 56 | 72 | 67 | 67 | 49 | 61 | 67 | 75 | 65 | 69 | 60 | 70 | 62 | 70 |
| 02:00 | 80 | 71 | 65 | 80 | 60 | 79 | 74 | 69 | 70 | 90 | 62 | 68 | 62 | 73 | 68 | 76 |
| 03:00 | 74 | 89 | 66 | 104 | 76 | 77 | 62 | 100 | 75 | 87 | 40 | 77 | 57 | 63 | 64 | 85 |
| 04:00 | 55 | 79 | 58 | 72 | 52 | 92 | 65 | 92 | 50 | 103 | 64 | 91 | 46 | 66 | 56 | 85 |
| 05:00 | 58 | 104 | 47 | 97 | 58 | 90 | 50 | 96 | 69 | 101 | 67 | 78 | 44 | 70 | 56 | 91 |
| 06:00 | 47 | 83 | 57 | 90 | 49 | 84 | 51 | 77 | 51 | 78 | 56 | 62 | 30 | 52 | 49 | 75 |
| 07:00 | 27 | 73 | 38 | 74 | 32 | 79 | 29 | 65 | 36 | 51 | 22 | 41 | 29 | 49 | 30 | 62 |
| 08:00 | 25 | 41 | 27 | 53 | 18 | 52 | 25 | 52 | 22 | 39 | 28 | 42 | 24 | 23 | 24 | 43 |
| 09:00 | 13 | 30 | 16 | 39 | 20 | 40 | 15 | 32 | 12 | 40 | 11 | 31 | 11 | 25 | 14 | 34 |
| 10:00 | 6 | 20 | 12 | 18 | 5 | 22 | 9 | 18 | 10 | 23 | 11 | 29 | 9 | 12 | 9 | 20 |
| 11:00 | 2 | 7 | 2 | 5 | 4 | 10 | 5 | 17 | 5 | 14 | 14 | 17 | 3 | 4 | 5 | 11 |
| Lane | 503 | 729 | 914 | 1025 | 916 | 1039 | 903 | 988 | 927 | 994 | 842 | 947 | 695 | 732 | 869 | 958 |
| Day | 1232 | | 1939 | | 1955 | | 1891 | | 1921 | | 1789 | | 1427 | | 1827 | |
| AM Peak | | | 07:00 | 10:00 | 07:00 | 11:00 | 07:00 | 10:00 | 07:00 | 11:00 | 09:00 | 11:00 | 10:00 | 11:00 | 07:00 | 11:00 |
| Vol. | | | 101 | 58 | 99 | 65 | 98 | 57 | 94 | 52 | 75 | 87 | 66 | 51 | 74 | 59 |
| PM Peak | 14:00 | 17:00 | 15:00 | 15:00 | 15:00 | 16:00 | 14:00 | 15:00 | 15:00 | 16:00 | 17:00 | 16:00 | 12:00 | 14:00 | 14:00 | 17:00 |
| Vol. | 80 | 104 | 66 | 104 | 76 | 92 | 74 | 100 | 75 | 103 | 67 | 91 | 64 | 73 | 68 | 91 |



City of San Clemente

Engineering Division

Project: Avenida Salvador Traffic Calming
Traffic Survey

Site Code: 113SALV
Ave Presidio

Date Start: 16-Apr-12
Date End: 24-Apr-12
Date Printed: 07-May-12

| Start Time | 23-Apr-12 | | Tue | | Wed | | Thu | | Fri | | Sat | | Sun | | Week Average | |
|------------|-----------|-------|-------|-------|-----|----|-----|----|-----|----|-----|----|-----|----|--------------|-------|
| | WB | EB | WB | EB | WB | EB | WB | EB | WB | EB | WB | EB | WB | EB | WB | EB |
| 12:00 AM | 1 | 1 | 1 | 3 | * | * | * | * | * | * | * | * | * | * | 1 | 2 |
| 01:00 | 1 | 0 | 2 | 3 | * | * | * | * | * | * | * | * | * | * | 2 | 2 |
| 02:00 | 0 | 0 | 1 | 0 | * | * | * | * | * | * | * | * | * | * | 0 | 0 |
| 03:00 | 2 | 1 | 0 | 1 | * | * | * | * | * | * | * | * | * | * | 1 | 1 |
| 04:00 | 4 | 0 | 4 | 0 | * | * | * | * | * | * | * | * | * | * | 4 | 0 |
| 05:00 | 10 | 2 | 11 | 2 | * | * | * | * | * | * | * | * | * | * | 10 | 2 |
| 06:00 | 33 | 4 | 38 | 9 | * | * | * | * | * | * | * | * | * | * | 36 | 6 |
| 07:00 | 82 | 20 | 95 | 35 | * | * | * | * | * | * | * | * | * | * | 88 | 28 |
| 08:00 | 84 | 54 | 77 | 34 | * | * | * | * | * | * | * | * | * | * | 80 | 44 |
| 09:00 | 47 | 26 | 80 | 46 | * | * | * | * | * | * | * | * | * | * | 64 | 36 |
| 10:00 | 47 | 34 | 61 | 47 | * | * | * | * | * | * | * | * | * | * | 54 | 40 |
| 11:00 | 45 | 46 | 50 | 38 | * | * | * | * | * | * | * | * | * | * | 48 | 42 |
| 12:00 PM | 44 | 59 | 42 | 77 | * | * | * | * | * | * | * | * | * | * | 43 | 68 |
| 01:00 | 54 | 59 | * | * | * | * | * | * | * | * | * | * | * | * | 54 | 59 |
| 02:00 | 55 | 69 | * | * | * | * | * | * | * | * | * | * | * | * | 55 | 69 |
| 03:00 | 64 | 82 | * | * | * | * | * | * | * | * | * | * | * | * | 64 | 82 |
| 04:00 | 53 | 78 | * | * | * | * | * | * | * | * | * | * | * | * | 53 | 78 |
| 05:00 | 66 | 117 | * | * | * | * | * | * | * | * | * | * | * | * | 66 | 117 |
| 06:00 | 55 | 79 | * | * | * | * | * | * | * | * | * | * | * | * | 55 | 79 |
| 07:00 | 34 | 78 | * | * | * | * | * | * | * | * | * | * | * | * | 34 | 78 |
| 08:00 | 18 | 56 | * | * | * | * | * | * | * | * | * | * | * | * | 18 | 56 |
| 09:00 | 8 | 30 | * | * | * | * | * | * | * | * | * | * | * | * | 8 | 30 |
| 10:00 | 9 | 16 | * | * | * | * | * | * | * | * | * | * | * | * | 9 | 16 |
| 11:00 | 0 | 5 | * | * | * | * | * | * | * | * | * | * | * | * | 0 | 5 |
| Lane | 816 | 916 | 462 | 295 | 0 | 0 | 0 | 0 | 0 | 0 | 0 | 0 | 0 | 0 | 847 | 940 |
| Day | 1732 | | 757 | | 0 | | 0 | | 0 | | 0 | | 0 | | 1787 | |
| AM Peak | 08:00 | 08:00 | 07:00 | 10:00 | | | | | | | | | | | 07:00 | 08:00 |
| Vol. | 84 | 54 | 95 | 47 | | | | | | | | | | | 88 | 44 |
| PM Peak | 17:00 | 17:00 | 12:00 | 12:00 | | | | | | | | | | | 17:00 | 17:00 |
| Vol. | 66 | 117 | 42 | 77 | | | | | | | | | | | 66 | 117 |

| | | | | | | | | |
|-------------|-----------|------|------------|------|------|------|------|------|
| Comb. Total | 2964 | 2696 | 1955 | 1891 | 1921 | 1789 | 1427 | 3614 |
| ADT | ADT 1,815 | | AADT 1,815 | | | | | |

City of San Clemente Engineering Division

Project: Ave Salvador (700 blk Upper) Traffic Calming
Location: Ave Salvador North San Pablo

Salvador 1904 N. San Pablo_P
Date Start: 10-Apr-18
Date End: 19-Apr-18

| Start Time | 09-Apr-18 | | Tue | | Wed | | Thu | | Fri | | Weekday Average | | Sat | | Sun | |
|------------|-----------|----|-----------|-----------|-----------|-----------|-----------|-----------|-----------|-----------|-----------------|-----------|-----------|-----------|-----------|-----------|
| | SB | NB | SB | NB | SB | NB | SB | NB | SB | NB | SB | NB | SB | NB | SB | NB |
| 12:00 AM | * | * | * | * | 0 | 1 | 1 | 0 | 1 | 1 | 1 | 1 | 5 | 4 | 6 | 4 |
| 01:00 | * | * | * | * | 0 | 0 | 1 | 1 | 0 | 1 | 0 | 1 | 1 | 0 | 1 | 3 |
| 02:00 | * | * | * | * | 1 | 1 | 0 | 2 | 0 | 1 | 0 | 1 | 0 | 0 | 0 | 0 |
| 03:00 | * | * | * | * | 0 | 0 | 0 | 0 | 0 | 0 | 0 | 0 | 0 | 1 | 1 | 2 |
| 04:00 | * | * | * | * | 2 | 3 | 0 | 0 | 0 | 1 | 1 | 1 | 1 | 1 | 0 | 0 |
| 05:00 | * | * | * | * | 3 | 0 | 5 | 2 | 3 | 1 | 4 | 1 | 3 | 2 | 3 | 1 |
| 06:00 | * | * | * | * | 6 | 8 | 5 | 7 | 8 | 8 | 6 | 8 | 5 | 6 | 4 | 7 |
| 07:00 | * | * | * | * | 37 | 39 | 44 | 53 | 38 | 42 | 40 | 45 | 12 | 12 | 15 | 5 |
| 08:00 | * | * | * | * | 28 | 33 | 32 | 32 | 39 | 33 | 33 | 33 | 20 | 18 | 14 | 13 |
| 09:00 | * | * | * | * | 31 | 28 | 25 | 21 | 31 | 29 | 29 | 26 | 22 | 26 | 20 | 20 |
| 10:00 | * | * | * | * | 32 | 40 | 39 | 32 | 33 | 16 | 35 | 29 | 34 | 25 | 32 | 23 |
| 11:00 | * | * | * | * | 39 | 36 | 31 | 23 | 36 | 34 | 35 | 31 | 44 | 31 | 26 | 27 |
| 12:00 PM | * | * | * | * | 42 | 42 | 37 | 42 | 39 | 34 | 39 | 39 | 52 | 44 | 32 | 38 |
| 01:00 | * | * | * | * | 32 | 41 | 32 | 40 | 37 | 28 | 34 | 36 | 54 | 41 | 34 | 30 |
| 02:00 | * | * | * | * | 49 | 40 | 39 | 46 | 45 | 40 | 44 | 42 | 42 | 26 | 31 | 31 |
| 03:00 | * | * | 36 | 33 | 46 | 34 | 44 | 26 | 49 | 32 | 44 | 31 | 47 | 37 | 31 | 33 |
| 04:00 | * | * | 35 | 29 | 40 | 31 | 39 | 28 | 51 | 32 | 41 | 30 | 51 | 29 | 44 | 27 |
| 05:00 | * | * | 39 | 26 | 41 | 32 | 26 | 34 | 35 | 31 | 35 | 31 | 37 | 30 | 37 | 22 |
| 06:00 | * | * | 39 | 32 | 31 | 31 | 27 | 20 | 26 | 30 | 31 | 28 | 23 | 30 | 20 | 30 |
| 07:00 | * | * | 30 | 25 | 22 | 23 | 22 | 20 | 16 | 27 | 22 | 24 | 30 | 25 | 24 | 19 |
| 08:00 | * | * | 17 | 17 | 19 | 17 | 15 | 17 | 24 | 23 | 19 | 18 | 12 | 15 | 11 | 13 |
| 09:00 | * | * | 9 | 10 | 13 | 8 | 11 | 10 | 22 | 15 | 14 | 11 | 13 | 17 | 7 | 5 |
| 10:00 | * | * | 4 | 2 | 10 | 11 | 11 | 8 | 8 | 5 | 8 | 6 | 13 | 8 | 9 | 3 |
| 11:00 | * | * | 4 | 3 | 6 | 5 | 7 | 7 | 10 | 7 | 7 | 6 | 8 | 9 | 8 | 1 |
| Total | 0 | 0 | 213 | 177 | 530 | 504 | 493 | 471 | 551 | 471 | 522 | 479 | 529 | 437 | 410 | 357 |
| Day | 0 | 0 | 390 | | 1034 | | 964 | | 1022 | | 1001 | | 966 | | 767 | |
| AM Peak | - | - | - | - | 11:00 | 10:00 | 07:00 | 07:00 | 08:00 | 07:00 | 07:00 | 07:00 | 11:00 | 11:00 | 10:00 | 11:00 |
| Vol. | - | - | - | - | 39 | 40 | 44 | 53 | 39 | 42 | 40 | 45 | 44 | 31 | 32 | 27 |
| PM Peak | - | - | 17:00 | 15:00 | 14:00 | 12:00 | 15:00 | 14:00 | 16:00 | 14:00 | 14:00 | 14:00 | 13:00 | 12:00 | 16:00 | 12:00 |
| Vol. | - | - | 39 | 33 | 49 | 42 | 44 | 46 | 51 | 40 | 44 | 42 | 54 | 44 | 44 | 38 |

City of San Clemente Engineering Division

Project: Ave Salvador (700 blk Upper) Traffic Calming
Location: Ave Salvador North San Pablo

Salvador 1904 N. San Pablo_P
Date Start: 10-Apr-18
Date End: 19-Apr-18

| Start Time | 16-Apr-18 | | Tue | | Wed | | Thu | | Fri | | Weekday Average | | Sat | | Sun | |
|--------------|------------|------------|------------|------------|------------|------------|------------|------------|----------|----------|-----------------|------------|----------|----------|----------|----------|
| | SB | NB | SB | NB | SB | NB | SB | NB | SB | NB | SB | NB | SB | NB | SB | NB |
| 12:00 AM | 0 | 1 | 1 | 3 | 0 | 0 | 1 | 2 | * | * | 0 | 2 | * | * | * | * |
| 01:00 | 0 | 0 | 0 | 1 | 0 | 0 | 2 | 0 | * | * | 0 | 0 | * | * | * | * |
| 02:00 | 1 | 1 | 0 | 0 | 0 | 0 | 0 | 1 | * | * | 0 | 0 | * | * | * | * |
| 03:00 | 0 | 0 | 1 | 0 | 0 | 0 | 0 | 0 | * | * | 0 | 0 | * | * | * | * |
| 04:00 | 1 | 1 | 0 | 1 | 1 | 0 | 2 | 0 | * | * | 1 | 0 | * | * | * | * |
| 05:00 | 3 | 1 | 3 | 2 | 4 | 3 | 2 | 3 | * | * | 3 | 2 | * | * | * | * |
| 06:00 | 6 | 8 | 5 | 6 | 3 | 10 | 8 | 9 | * | * | 6 | 8 | * | * | * | * |
| 07:00 | 29 | 21 | 38 | 38 | 35 | 37 | 32 | 47 | * | * | 34 | 36 | * | * | * | * |
| 08:00 | 40 | 43 | 33 | 31 | 33 | 26 | 25 | 33 | * | * | 33 | 33 | * | * | * | * |
| 09:00 | 26 | 29 | 18 | 19 | 28 | 35 | 19 | 26 | * | * | 23 | 27 | * | * | * | * |
| 10:00 | 27 | 24 | 23 | 26 | 27 | 39 | 30 | 23 | * | * | 27 | 28 | * | * | * | * |
| 11:00 | 30 | 28 | 31 | 28 | 29 | 35 | 42 | 38 | * | * | 33 | 32 | * | * | * | * |
| 12:00 PM | 41 | 22 | 37 | 44 | 43 | 25 | 36 | 33 | * | * | 39 | 31 | * | * | * | * |
| 01:00 | 35 | 34 | 75 | 7 | 33 | 38 | 29 | 31 | * | * | 43 | 28 | * | * | * | * |
| 02:00 | 42 | 39 | 43 | 33 | 41 | 47 | * | * | * | * | 42 | 40 | * | * | * | * |
| 03:00 | 55 | 37 | 45 | 38 | 45 | 35 | * | * | * | * | 48 | 37 | * | * | * | * |
| 04:00 | 41 | 24 | 45 | 28 | 36 | 24 | * | * | * | * | 41 | 25 | * | * | * | * |
| 05:00 | 51 | 32 | 47 | 26 | 49 | 22 | * | * | * | * | 49 | 27 | * | * | * | * |
| 06:00 | 39 | 26 | 28 | 27 | 30 | 26 | * | * | * | * | 32 | 26 | * | * | * | * |
| 07:00 | 25 | 20 | 24 | 19 | 28 | 27 | * | * | * | * | 26 | 22 | * | * | * | * |
| 08:00 | 14 | 26 | 12 | 13 | 25 | 17 | * | * | * | * | 17 | 19 | * | * | * | * |
| 09:00 | 10 | 10 | 9 | 9 | 16 | 10 | * | * | * | * | 12 | 10 | * | * | * | * |
| 10:00 | 5 | 8 | 6 | 2 | 6 | 5 | * | * | * | * | 6 | 5 | * | * | * | * |
| 11:00 | 4 | 2 | 3 | 6 | 3 | 3 | * | * | * | * | 3 | 4 | * | * | * | * |
| Total | 525 | 437 | 527 | 407 | 515 | 464 | 228 | 246 | 0 | 0 | 518 | 442 | 0 | 0 | 0 | 0 |
| Day | 962 | | 934 | | 979 | | 474 | | 0 | | 960 | | 0 | | 0 | |
| AM Peak | 08:00 | 08:00 | 07:00 | 07:00 | 07:00 | 10:00 | 11:00 | 07:00 | - | - | 07:00 | 07:00 | - | - | - | - |
| Vol. | 40 | 43 | 38 | 38 | 35 | 39 | 42 | 47 | - | - | 34 | 36 | - | - | - | - |
| PM Peak | 15:00 | 14:00 | 13:00 | 12:00 | 17:00 | 14:00 | 12:00 | 12:00 | - | - | 17:00 | 14:00 | - | - | - | - |
| Vol. | 55 | 39 | 75 | 44 | 49 | 47 | 36 | 33 | - | - | 49 | 40 | - | - | - | - |

| | | | | | | | | |
|-------------|-----|------|------|------|------|------|-----|-----|
| Comb. Total | 962 | 1324 | 2013 | 1438 | 1022 | 1961 | 966 | 767 |
|-------------|-----|------|------|------|------|------|-----|-----|

ADT ADT 952 AADT 952

ADT WEEKDAY = 980
ADT WEEKEND = 867



City of San Clemente

Engineering Division

Project: Avenida Salvador Traffic Calming
Traffic Survey

Site Code: 307SALV
Ave Teresa

Date Start: 16-Apr-12
Date End: 24-Apr-12
Date Printed: 07-May-12

| Start Time | 16-Apr-12 | | Tue | | Wed | | Thu | | Fri | | Sat | | Sun | | Week Average | |
|------------|-----------|-----------|-----------|-----------|-----------|-----------|-----------|------------|-----------|-----------|-----------|-----------|-----------|-----------|--------------|-----------|
| | WB | EB | WB | EB | WB | EB | WB | EB | WB | EB | WB | EB | WB | EB | WB | EB |
| 12:00 AM | * | * | 4 | 4 | 1 | 2 | 0 | 5 | 5 | 3 | 4 | 6 | 10 | 7 | 4 | 4 |
| 01:00 | * | * | 1 | 3 | 1 | 1 | 0 | 0 | 0 | 0 | 3 | 3 | 5 | 5 | 2 | 2 |
| 02:00 | * | * | 0 | 1 | 0 | 0 | 1 | 1 | 1 | 2 | 0 | 3 | 2 | 2 | 1 | 2 |
| 03:00 | * | * | 1 | 0 | 0 | 1 | 0 | 2 | 0 | 1 | 1 | 1 | 3 | 1 | 1 | 1 |
| 04:00 | * | * | 2 | 0 | 4 | 0 | 3 | 0 | 4 | 0 | 1 | 0 | 0 | 3 | 2 | 0 |
| 05:00 | * | * | 13 | 3 | 9 | 1 | 13 | 3 | 10 | 3 | 7 | 3 | 2 | 3 | 9 | 3 |
| 06:00 | * | * | 33 | 11 | 28 | 14 | 35 | 14 | 27 | 8 | 13 | 5 | 12 | 4 | 25 | 9 |
| 07:00 | * | * | 93 | 30 | 87 | 31 | 87 | 41 | 84 | 36 | 25 | 12 | 12 | 14 | 65 | 27 |
| 08:00 | * | * | 55 | 29 | 70 | 44 | 66 | 35 | 64 | 42 | 40 | 21 | 32 | 12 | 54 | 30 |
| 09:00 | * | * | 64 | 29 | 53 | 34 | 54 | 31 | 52 | 27 | 66 | 37 | 39 | 23 | 55 | 30 |
| 10:00 | * | * | 54 | 56 | 57 | 49 | 37 | 48 | 58 | 32 | 64 | 52 | 62 | 38 | 55 | 46 |
| 11:00 | 52 | 35 | 37 | 44 | 47 | 47 | 56 | 32 | 49 | 43 | 63 | 69 | 48 | 46 | 50 | 45 |
| 12:00 PM | 46 | 49 | 55 | 73 | 50 | 76 | 60 | 59 | 59 | 63 | 53 | 78 | 62 | 44 | 55 | 63 |
| 01:00 | 51 | 70 | 55 | 57 | 56 | 53 | 39 | 52 | 59 | 75 | 60 | 59 | 49 | 66 | 53 | 62 |
| 02:00 | 68 | 67 | 57 | 71 | 53 | 73 | 68 | 59 | 60 | 88 | 50 | 54 | 54 | 60 | 59 | 67 |
| 03:00 | 70 | 84 | 61 | 95 | 69 | 74 | 54 | 100 | 75 | 75 | 34 | 67 | 50 | 50 | 59 | 78 |
| 04:00 | 45 | 74 | 49 | 66 | 48 | 85 | 54 | 87 | 37 | 90 | 62 | 94 | 36 | 56 | 47 | 79 |
| 05:00 | 50 | 93 | 48 | 88 | 53 | 83 | 46 | 88 | 62 | 88 | 61 | 70 | 42 | 63 | 52 | 82 |
| 06:00 | 50 | 77 | 45 | 87 | 45 | 74 | 52 | 73 | 50 | 72 | 50 | 61 | 25 | 46 | 45 | 70 |
| 07:00 | 24 | 72 | 30 | 65 | 35 | 76 | 29 | 57 | 33 | 49 | 15 | 38 | 25 | 39 | 27 | 57 |
| 08:00 | 22 | 34 | 25 | 52 | 13 | 48 | 20 | 52 | 16 | 37 | 25 | 41 | 21 | 22 | 20 | 41 |
| 09:00 | 12 | 31 | 13 | 31 | 16 | 35 | 12 | 27 | 11 | 30 | 10 | 23 | 6 | 22 | 11 | 28 |
| 10:00 | 4 | 14 | 7 | 15 | 4 | 16 | 6 | 17 | 11 | 24 | 10 | 26 | 10 | 8 | 7 | 17 |
| 11:00 | 2 | 6 | 2 | 6 | 3 | 6 | 3 | 14 | 4 | 13 | 12 | 17 | 2 | 5 | 4 | 10 |
| Lane | 496 | 706 | 804 | 916 | 802 | 923 | 795 | 897 | 831 | 901 | 729 | 840 | 609 | 639 | 762 | 853 |
| Day | 1202 | | 1720 | | 1725 | | 1692 | | 1732 | | 1569 | | 1248 | | 1615 | |
| AM Peak | 11:00 | 11:00 | 07:00 | 10:00 | 07:00 | 10:00 | 07:00 | 10:00 | 07:00 | 11:00 | 09:00 | 11:00 | 10:00 | 11:00 | 07:00 | 10:00 |
| Vol. | 52 | 35 | 93 | 56 | 87 | 49 | 87 | 48 | 84 | 43 | 66 | 69 | 62 | 46 | 65 | 46 |
| PM Peak | 15:00 | 17:00 | 15:00 | 15:00 | 15:00 | 16:00 | 14:00 | 15:00 | 15:00 | 16:00 | 16:00 | 16:00 | 12:00 | 13:00 | 14:00 | 17:00 |
| Vol. | 70 | 93 | 61 | 95 | 69 | 85 | 68 | 100 | 75 | 90 | 62 | 94 | 62 | 66 | 59 | 82 |



City of San Clemente

Engineering Division

Project: Avenida Salvador Traffic Calming
Traffic Survey

Site Code: 307SALV
Ave Teresa

Date Start: 16-Apr-12
Date End: 24-Apr-12
Date Printed: 07-May-12

| Start Time | 23-Apr-12 | | Tue | | Wed | | Thu | | Fri | | Sat | | Sun | | Week Average | |
|------------|-----------|-------|-------|-------|-----|----|-----|----|-----|----|-----|----|-----|----|--------------|-------|
| | WB | EB | WB | EB | WB | EB | WB | EB | WB | EB | WB | EB | WB | EB | WB | EB |
| 12:00 AM | 1 | 1 | 1 | 2 | * | * | * | * | * | * | * | * | * | * | 1 | 2 |
| 01:00 | 0 | 0 | 2 | 3 | * | * | * | * | * | * | * | * | * | * | 1 | 2 |
| 02:00 | 0 | 0 | 1 | 0 | * | * | * | * | * | * | * | * | * | * | 0 | 0 |
| 03:00 | 1 | 1 | 0 | 1 | * | * | * | * | * | * | * | * | * | * | 0 | 1 |
| 04:00 | 4 | 0 | 1 | 0 | * | * | * | * | * | * | * | * | * | * | 2 | 0 |
| 05:00 | 11 | 1 | 12 | 2 | * | * | * | * | * | * | * | * | * | * | 12 | 2 |
| 06:00 | 27 | 5 | 29 | 7 | * | * | * | * | * | * | * | * | * | * | 28 | 6 |
| 07:00 | 73 | 21 | 84 | 30 | * | * | * | * | * | * | * | * | * | * | 78 | 26 |
| 08:00 | 76 | 53 | 72 | 32 | * | * | * | * | * | * | * | * | * | * | 74 | 42 |
| 09:00 | 45 | 20 | 76 | 35 | * | * | * | * | * | * | * | * | * | * | 60 | 28 |
| 10:00 | 42 | 30 | 61 | 45 | * | * | * | * | * | * | * | * | * | * | 52 | 38 |
| 11:00 | 37 | 42 | 42 | 35 | * | * | * | * | * | * | * | * | * | * | 40 | 38 |
| 12:00 PM | 37 | 50 | 39 | 66 | * | * | * | * | * | * | * | * | * | * | 38 | 58 |
| 01:00 | 48 | 48 | * | * | * | * | * | * | * | * | * | * | * | * | 48 | 48 |
| 02:00 | 45 | 64 | * | * | * | * | * | * | * | * | * | * | * | * | 45 | 64 |
| 03:00 | 61 | 78 | * | * | * | * | * | * | * | * | * | * | * | * | 61 | 78 |
| 04:00 | 49 | 78 | * | * | * | * | * | * | * | * | * | * | * | * | 49 | 78 |
| 05:00 | 59 | 91 | * | * | * | * | * | * | * | * | * | * | * | * | 59 | 91 |
| 06:00 | 46 | 70 | * | * | * | * | * | * | * | * | * | * | * | * | 46 | 70 |
| 07:00 | 30 | 71 | * | * | * | * | * | * | * | * | * | * | * | * | 30 | 71 |
| 08:00 | 18 | 56 | * | * | * | * | * | * | * | * | * | * | * | * | 18 | 56 |
| 09:00 | 6 | 22 | * | * | * | * | * | * | * | * | * | * | * | * | 6 | 22 |
| 10:00 | 8 | 13 | * | * | * | * | * | * | * | * | * | * | * | * | 8 | 13 |
| 11:00 | 1 | 5 | * | * | * | * | * | * | * | * | * | * | * | * | 1 | 5 |
| Lane | 725 | 820 | 420 | 258 | 0 | 0 | 0 | 0 | 0 | 0 | 0 | 0 | 0 | 0 | 757 | 839 |
| Day | 1545 | | 678 | | 0 | | 0 | | 0 | | 0 | | 0 | | 1596 | |
| AM Peak | 08:00 | 08:00 | 07:00 | 10:00 | | | | | | | | | | | 07:00 | 08:00 |
| Vol. | 76 | 53 | 84 | 45 | | | | | | | | | | | 78 | 42 |
| PM Peak | 15:00 | 17:00 | 12:00 | 12:00 | | | | | | | | | | | 15:00 | 17:00 |
| Vol. | 61 | 91 | 39 | 66 | | | | | | | | | | | 61 | 91 |

Comb. Total

2747

2398

1725

1692

1732

1569

1248

3211

ADT

ADT 1,613

AADT 1,613

City of San Clemente Engineering Division

Project: Ave Salvador (700 blk Upper) Traffic Calming
Location: Ave Salvador South Cl Ameno

Salvador 793 S. Ameno_P
Date Start: 10-Apr-18
Date End: 19-Apr-18

| Start Time | 09-Apr-18 | | Tue | | Wed | | Thu | | Fri | | Weekday Average | | Sat | | Sun | | |
|------------|-----------|----|-------|-------|-------|-------|-------|-------|-------|-------|-----------------|-------|-------|-------|-------|-------|---|
| | NB | SB | NB | SB | NB | SB | NB | SB | NB | SB | NB | SB | NB | SB | NB | SB | |
| 12:00 AM | * | * | * | * | 1 | 1 | 0 | 2 | 2 | 1 | 1 | 1 | 1 | 11 | 11 | 7 | 5 |
| 01:00 | * | * | * | * | 3 | 4 | 0 | 3 | 1 | 0 | 1 | 2 | 1 | 2 | 0 | 4 | |
| 02:00 | * | * | * | * | 1 | 0 | 3 | 0 | 2 | 0 | 2 | 0 | 0 | 1 | 0 | 0 | |
| 03:00 | * | * | * | * | 0 | 0 | 0 | 2 | 0 | 0 | 0 | 1 | 1 | 0 | 1 | 1 | |
| 04:00 | * | * | * | * | 4 | 1 | 0 | 0 | 1 | 0 | 2 | 0 | 1 | 1 | 1 | 0 | |
| 05:00 | * | * | * | * | 4 | 1 | 5 | 2 | 3 | 2 | 4 | 2 | 3 | 3 | 3 | 1 | |
| 06:00 | * | * | * | * | 6 | 5 | 11 | 6 | 13 | 9 | 10 | 7 | 2 | 3 | 7 | 2 | |
| 07:00 | * | * | * | * | 56 | 37 | 58 | 39 | 54 | 37 | 56 | 38 | 20 | 13 | 7 | 16 | |
| 08:00 | * | * | * | * | 50 | 44 | 50 | 30 | 32 | 40 | 44 | 38 | 30 | 20 | 25 | 16 | |
| 09:00 | * | * | * | * | 34 | 28 | 37 | 31 | 41 | 32 | 37 | 30 | 43 | 33 | 28 | 19 | |
| 10:00 | * | * | * | * | 44 | 39 | 42 | 41 | 37 | 39 | 41 | 40 | 46 | 41 | 30 | 28 | |
| 11:00 | * | * | * | * | 38 | 29 | 29 | 46 | 42 | 34 | 36 | 36 | 6 | 101 | 35 | 27 | |
| 12:00 PM | * | * | 42 | 48 | 43 | 52 | 50 | 50 | 45 | 58 | 45 | 52 | 39 | 71 | 42 | 42 | |
| 01:00 | * | * | 39 | 39 | 42 | 40 | 50 | 32 | 46 | 49 | 44 | 40 | 56 | 74 | 51 | 46 | |
| 02:00 | * | * | 45 | 41 | 42 | 54 | 47 | 42 | 49 | 66 | 46 | 51 | 40 | 63 | 35 | 50 | |
| 03:00 | * | * | 37 | 52 | 47 | 48 | 31 | 65 | 52 | 69 | 42 | 58 | 51 | 73 | 49 | 44 | |
| 04:00 | * | * | 36 | 43 | 40 | 57 | 50 | 45 | 48 | 64 | 44 | 52 | 44 | 49 | 45 | 69 | |
| 05:00 | * | * | 29 | 55 | 43 | 56 | 35 | 52 | 35 | 61 | 36 | 56 | 43 | 50 | 31 | 48 | |
| 06:00 | * | * | 35 | 51 | 45 | 47 | 38 | 47 | 30 | 42 | 37 | 47 | 52 | 45 | 22 | 29 | |
| 07:00 | * | * | 30 | 39 | 28 | 29 | 24 | 30 | 31 | 36 | 28 | 34 | 31 | 33 | 18 | 27 | |
| 08:00 | * | * | 20 | 29 | 14 | 25 | 27 | 25 | 33 | 38 | 24 | 29 | 16 | 21 | 12 | 11 | |
| 09:00 | * | * | 12 | 16 | 11 | 20 | 16 | 28 | 17 | 24 | 14 | 22 | 24 | 20 | 5 | 11 | |
| 10:00 | * | * | 6 | 13 | 11 | 14 | 10 | 15 | 14 | 22 | 10 | 16 | 20 | 20 | 4 | 11 | |
| 11:00 | * | * | 1 | 3 | 6 | 3 | 6 | 6 | 19 | 13 | 8 | 6 | 13 | 18 | 5 | 5 | |
| Total | 0 | 0 | 332 | 429 | 613 | 634 | 619 | 639 | 647 | 736 | 612 | 658 | 593 | 766 | 463 | 512 | |
| Day | 0 | 0 | 761 | | 1247 | | 1258 | | 1383 | | 1270 | | 1359 | | 975 | | |
| AM Peak | - | - | - | - | 07:00 | 08:00 | 07:00 | 11:00 | 07:00 | 08:00 | 07:00 | 10:00 | 10:00 | 11:00 | 11:00 | 10:00 | |
| Vol. | - | - | - | - | 56 | 44 | 58 | 46 | 54 | 40 | 56 | 40 | 46 | 101 | 35 | 28 | |
| PM Peak | - | - | 14:00 | 17:00 | 15:00 | 16:00 | 12:00 | 15:00 | 15:00 | 15:00 | 14:00 | 15:00 | 13:00 | 13:00 | 13:00 | 16:00 | |
| Vol. | - | - | 45 | 55 | 47 | 57 | 50 | 65 | 52 | 69 | 46 | 58 | 56 | 74 | 51 | 69 | |

City of San Clemente Engineering Division

Project: Ave Salvador (700 blk Upper) Traffic Calming
Location: Ave Salvador South Cl Ameno

Salvador 793 S. Ameno_P
Date Start: 10-Apr-18
Date End: 19-Apr-18

| Start Time | 16-Apr-18 | | Tue | | Wed | | Thu | | Fri | | Weekday Average | | Sat | | Sun | |
|------------|-----------|-------|-------|-------|-------|-------|-------|-------|-----|----|-----------------|-------|-----|----|-----|----|
| | NB | SB | NB | SB | NB | SB | NB | SB | NB | SB | NB | SB | NB | SB | NB | SB |
| 12:00 AM | 1 | 0 | 2 | 5 | 0 | 2 | 1 | 0 | * | * | 1 | 2 | * | * | * | * |
| 01:00 | 1 | 2 | 1 | 1 | 1 | 0 | 0 | 4 | * | * | 1 | 2 | * | * | * | * |
| 02:00 | 1 | 3 | 0 | 1 | 0 | 0 | 1 | 1 | * | * | 0 | 1 | * | * | * | * |
| 03:00 | 0 | 0 | 0 | 0 | 0 | 0 | 0 | 1 | * | * | 0 | 0 | * | * | * | * |
| 04:00 | 1 | 1 | 4 | 1 | 0 | 1 | 1 | 1 | * | * | 2 | 1 | * | * | * | * |
| 05:00 | 3 | 2 | 4 | 1 | 7 | 3 | 8 | 2 | * | * | 6 | 2 | * | * | * | * |
| 06:00 | 8 | 9 | 10 | 5 | 8 | 4 | 10 | 6 | * | * | 9 | 6 | * | * | * | * |
| 07:00 | 42 | 26 | 54 | 35 | 63 | 36 | 62 | 36 | * | * | 55 | 33 | * | * | * | * |
| 08:00 | 60 | 42 | 34 | 31 | 34 | 35 | 33 | 28 | * | * | 40 | 34 | * | * | * | * |
| 09:00 | 35 | 22 | 37 | 21 | 29 | 28 | 28 | 20 | * | * | 32 | 23 | * | * | * | * |
| 10:00 | 28 | 29 | 46 | 28 | 50 | 32 | 34 | 30 | * | * | 40 | 30 | * | * | * | * |
| 11:00 | 33 | 39 | 37 | 40 | 47 | 24 | 40 | 40 | * | * | 39 | 36 | * | * | * | * |
| 12:00 PM | 36 | 47 | 39 | 45 | 39 | 57 | 45 | 44 | * | * | 40 | 48 | * | * | * | * |
| 01:00 | 40 | 47 | 55 | 62 | 42 | 44 | 34 | 43 | * | * | 43 | 49 | * | * | * | * |
| 02:00 | 44 | 62 | 46 | 62 | 48 | 52 | * | * | * | * | 46 | 59 | * | * | * | * |
| 03:00 | 49 | 66 | 43 | 49 | 43 | 49 | * | * | * | * | 45 | 55 | * | * | * | * |
| 04:00 | 31 | 58 | 47 | 53 | 28 | 54 | * | * | * | * | 35 | 55 | * | * | * | * |
| 05:00 | 34 | 67 | 32 | 66 | 40 | 57 | * | * | * | * | 35 | 63 | * | * | * | * |
| 06:00 | 29 | 67 | 32 | 48 | 39 | 35 | * | * | * | * | 33 | 50 | * | * | * | * |
| 07:00 | 30 | 33 | 21 | 36 | 33 | 49 | * | * | * | * | 28 | 39 | * | * | * | * |
| 08:00 | 26 | 21 | 16 | 21 | 27 | 47 | * | * | * | * | 23 | 30 | * | * | * | * |
| 09:00 | 16 | 13 | 12 | 13 | 10 | 10 | * | * | * | * | 13 | 12 | * | * | * | * |
| 10:00 | 8 | 8 | 3 | 9 | 3 | 7 | * | * | * | * | 5 | 8 | * | * | * | * |
| 11:00 | 4 | 6 | 4 | 5 | 6 | 4 | * | * | * | * | 5 | 5 | * | * | * | * |
| Total | 560 | 670 | 579 | 638 | 597 | 630 | 297 | 256 | 0 | 0 | 576 | 643 | 0 | 0 | 0 | 0 |
| Day | 1230 | | 1217 | | 1227 | | 553 | | 0 | | 1219 | | 0 | | 0 | |
| AM Peak | 08:00 | 08:00 | 07:00 | 11:00 | 07:00 | 07:00 | 07:00 | 11:00 | - | - | 07:00 | 11:00 | - | - | - | - |
| Vol. | 60 | 42 | 54 | 40 | 63 | 36 | 62 | 40 | - | - | 55 | 36 | - | - | - | - |
| PM Peak | 15:00 | 17:00 | 13:00 | 17:00 | 14:00 | 12:00 | 12:00 | 12:00 | - | - | 14:00 | 17:00 | - | - | - | - |
| Vol. | 49 | 67 | 55 | 66 | 48 | 57 | 45 | 44 | - | - | 46 | 63 | - | - | - | - |

| | | | | | | | | |
|-------------|------|------|------|------|------|------|------|-----|
| Comb. Total | 1230 | 1978 | 2474 | 1811 | 1383 | 2489 | 1359 | 975 |
|-------------|------|------|------|------|------|------|------|-----|

ADT ADT 1,225 AADT 1,225

ADT WEEKDAY = 1245

ADT WEEKEND = 1167

City of San Clemente Engineering Division

Project: Ave Salvador (700 blk Upper) Traffic Calming
Location: Ave Salvador North San Juan

Salvador 925 N. San Juan_P
Date Start: 10-Apr-18
Date End: 19-Apr-18

| Start Time | 09-Apr-18 | | Tue | | Wed | | Thu | | Fri | | Weekday Average | | Sat | | Sun | |
|------------|-----------|----|-----------|-----------|-----------|-----------|-----------|-----------|-----------|-----------|-----------------|-----------|-----------|-----------|-----------|-----------|
| | NB | SB | NB | SB | NB | SB | NB | SB | NB | SB | NB | SB | NB | SB | NB | SB |
| 12:00 AM | * | * | * | * | 5 | 1 | 3 | 3 | 3 | 4 | 4 | 3 | 6 | 8 | 5 | 5 |
| 01:00 | * | * | * | * | 2 | 2 | 0 | 2 | 0 | 1 | 1 | 2 | 0 | 1 | 1 | 1 |
| 02:00 | * | * | * | * | 2 | 1 | 2 | 0 | 0 | 0 | 1 | 0 | 1 | 0 | 1 | 0 |
| 03:00 | * | * | * | * | 0 | 0 | 0 | 0 | 4 | 2 | 1 | 1 | 1 | 0 | 1 | 1 |
| 04:00 | * | * | * | * | 4 | 0 | 2 | 0 | 2 | 0 | 3 | 0 | 1 | 1 | 0 | 0 |
| 05:00 | * | * | * | * | 3 | 6 | 3 | 7 | 3 | 6 | 3 | 6 | 4 | 5 | 3 | 1 |
| 06:00 | * | * | * | * | 10 | 8 | 15 | 9 | 15 | 14 | 13 | 10 | 9 | 5 | 7 | 5 |
| 07:00 | * | * | * | * | 56 | 55 | 70 | 58 | 57 | 54 | 61 | 56 | 19 | 21 | 7 | 16 |
| 08:00 | * | * | * | * | 46 | 40 | 48 | 32 | 33 | 38 | 42 | 37 | 31 | 22 | 20 | 24 |
| 09:00 | * | * | * | * | 36 | 36 | 28 | 34 | 29 | 31 | 31 | 34 | 33 | 34 | 26 | 20 |
| 10:00 | * | * | * | * | 38 | 40 | 26 | 42 | 38 | 40 | 34 | 41 | 33 | 45 | 27 | 37 |
| 11:00 | * | * | * | * | 38 | 30 | 34 | 39 | 52 | 44 | 41 | 38 | 44 | 60 | 30 | 35 |
| 12:00 PM | * | * | 45 | 42 | 41 | 49 | 60 | 42 | 42 | 49 | 47 | 46 | 44 | 52 | 46 | 40 |
| 01:00 | * | * | 36 | 30 | 46 | 32 | 39 | 34 | 39 | 41 | 40 | 34 | 48 | 56 | 38 | 40 |
| 02:00 | * | * | 36 | 39 | 44 | 59 | 51 | 46 | 50 | 58 | 45 | 50 | 38 | 41 | 31 | 39 |
| 03:00 | * | * | 44 | 52 | 47 | 55 | 42 | 61 | 48 | 59 | 45 | 57 | 42 | 78 | 45 | 49 |
| 04:00 | * | * | 39 | 37 | 41 | 51 | 46 | 49 | 49 | 64 | 44 | 50 | 36 | 51 | 46 | 59 |
| 05:00 | * | * | 29 | 49 | 52 | 46 | 39 | 40 | 44 | 55 | 41 | 48 | 42 | 44 | 31 | 45 |
| 06:00 | * | * | 35 | 45 | 43 | 43 | 34 | 43 | 37 | 39 | 37 | 42 | 39 | 39 | 21 | 34 |
| 07:00 | * | * | 28 | 41 | 33 | 29 | 25 | 28 | 31 | 23 | 29 | 30 | 28 | 35 | 21 | 20 |
| 08:00 | * | * | 20 | 19 | 18 | 25 | 26 | 22 | 22 | 33 | 22 | 25 | 16 | 13 | 14 | 16 |
| 09:00 | * | * | 16 | 14 | 7 | 15 | 22 | 20 | 25 | 24 | 18 | 18 | 26 | 17 | 7 | 9 |
| 10:00 | * | * | 5 | 8 | 9 | 8 | 11 | 13 | 8 | 13 | 8 | 10 | 12 | 19 | 8 | 9 |
| 11:00 | * | * | 2 | 4 | 5 | 8 | 13 | 6 | 10 | 15 | 8 | 8 | 13 | 11 | 4 | 8 |
| Total | 0 | 0 | 335 | 380 | 626 | 639 | 639 | 630 | 641 | 707 | 619 | 646 | 566 | 658 | 440 | 513 |
| Day | 0 | 0 | 715 | | 1265 | 639 | 1269 | | 1348 | | 1265 | | 1224 | | 953 | |
| AM Peak | - | - | - | - | 07:00 | 07:00 | 07:00 | 07:00 | 07:00 | 07:00 | 07:00 | 07:00 | 11:00 | 11:00 | 11:00 | 10:00 |
| Vol. | - | - | - | - | 56 | 55 | 70 | 58 | 57 | 54 | 61 | 56 | 44 | 60 | 30 | 37 |
| PM Peak | - | - | 12:00 | 15:00 | 17:00 | 14:00 | 12:00 | 15:00 | 14:00 | 16:00 | 12:00 | 15:00 | 13:00 | 15:00 | 12:00 | 16:00 |
| Vol. | - | - | 45 | 52 | 52 | 59 | 60 | 61 | 50 | 64 | 47 | 57 | 48 | 78 | 46 | 59 |

City of San Clemente Engineering Division

Project: Ave Salvador (700 blk Upper) Traffic Calming
Location: Ave Salvador North San Juan

Salvador 925 N. San Juan_P
Date Start: 10-Apr-18
Date End: 19-Apr-18

| Start Time | 16-Apr-18 | | Tue | | Wed | | Thu | | Fri | | Weekday Average | | Sat | | Sun | |
|------------|-----------|-------|-------|-------|-------|-------|-------|-------|-----|----|-----------------|-------|-----|----|-----|----|
| | NB | SB | NB | SB | NB | SB | NB | SB | NB | SB | NB | SB | NB | SB | NB | SB |
| 12:00 AM | 3 | 1 | 4 | 3 | 0 | 0 | 2 | 2 | * | * | 2 | 2 | * | * | * | * |
| 01:00 | 2 | 2 | 1 | 0 | 3 | 0 | 0 | 3 | * | * | 2 | 1 | * | * | * | * |
| 02:00 | 1 | 3 | 0 | 0 | 0 | 0 | 0 | 0 | * | * | 0 | 1 | * | * | * | * |
| 03:00 | 0 | 0 | 0 | 0 | 0 | 0 | 0 | 2 | * | * | 0 | 0 | * | * | * | * |
| 04:00 | 1 | 0 | 3 | 0 | 0 | 1 | 1 | 1 | * | * | 1 | 0 | * | * | * | * |
| 05:00 | 3 | 5 | 3 | 6 | 5 | 6 | 7 | 4 | * | * | 4 | 5 | * | * | * | * |
| 06:00 | 12 | 9 | 16 | 9 | 12 | 8 | 11 | 9 | * | * | 13 | 9 | * | * | * | * |
| 07:00 | 38 | 40 | 54 | 52 | 59 | 52 | 64 | 48 | * | * | 54 | 48 | * | * | * | * |
| 08:00 | 54 | 45 | 44 | 37 | 28 | 32 | 35 | 34 | * | * | 40 | 37 | * | * | * | * |
| 09:00 | 32 | 25 | 34 | 24 | 33 | 30 | 33 | 25 | * | * | 33 | 26 | * | * | * | * |
| 10:00 | 23 | 34 | 38 | 32 | 54 | 33 | 32 | 31 | * | * | 37 | 32 | * | * | * | * |
| 11:00 | 41 | 30 | 39 | 46 | 35 | 28 | 39 | 45 | * | * | 38 | 37 | * | * | * | * |
| 12:00 PM | 27 | 41 | 48 | 43 | 37 | 52 | 46 | 42 | * | * | 40 | 44 | * | * | * | * |
| 01:00 | 42 | 47 | 44 | 53 | 38 | 37 | 38 | 36 | * | * | 40 | 43 | * | * | * | * |
| 02:00 | 47 | 61 | 50 | 48 | 43 | 44 | * | * | * | * | 47 | 51 | * | * | * | * |
| 03:00 | 48 | 54 | 41 | 51 | 43 | 44 | * | * | * | * | 44 | 50 | * | * | * | * |
| 04:00 | 39 | 54 | 44 | 42 | 36 | 55 | * | * | * | * | 40 | 50 | * | * | * | * |
| 05:00 | 37 | 64 | 40 | 57 | 39 | 43 | * | * | * | * | 39 | 55 | * | * | * | * |
| 06:00 | 29 | 53 | 31 | 44 | 27 | 37 | * | * | * | * | 29 | 45 | * | * | * | * |
| 07:00 | 33 | 47 | 16 | 30 | 29 | 41 | * | * | * | * | 26 | 39 | * | * | * | * |
| 08:00 | 34 | 15 | 19 | 14 | 25 | 34 | * | * | * | * | 26 | 21 | * | * | * | * |
| 09:00 | 12 | 10 | 9 | 13 | 13 | 11 | * | * | * | * | 11 | 11 | * | * | * | * |
| 10:00 | 12 | 8 | 5 | 3 | 6 | 7 | * | * | * | * | 8 | 6 | * | * | * | * |
| 11:00 | 2 | 6 | 4 | 4 | 4 | 5 | * | * | * | * | 3 | 5 | * | * | * | * |
| Total | 572 | 654 | 587 | 611 | 569 | 600 | 308 | 282 | 0 | 0 | 577 | 618 | 0 | 0 | 0 | 0 |
| Day | 1226 | | 1198 | | 1169 | | 590 | | 0 | | 1195 | | 0 | | 0 | |
| AM Peak | 08:00 | 08:00 | 07:00 | 07:00 | 07:00 | 07:00 | 07:00 | 07:00 | - | - | 07:00 | 07:00 | - | - | - | - |
| Vol. | 54 | 45 | 54 | 52 | 59 | 52 | 64 | 48 | - | - | 54 | 48 | - | - | - | - |
| PM Peak | 15:00 | 17:00 | 14:00 | 17:00 | 14:00 | 16:00 | 12:00 | 12:00 | - | - | 14:00 | 17:00 | - | - | - | - |
| Vol. | 48 | 64 | 50 | 57 | 43 | 55 | 46 | 42 | - | - | 47 | 55 | - | - | - | - |

| | | | | | | | | |
|-------------|------|------|------|------|------|------|------|-----|
| Comb. Total | 1226 | 1913 | 2434 | 1859 | 1348 | 2460 | 1224 | 953 |
|-------------|------|------|------|------|------|------|------|-----|

ADT ADT 1,198 AADT 1,198

ADT WEEKDAY = 1230
ADT WEEKEND = 1089

Transportation Studies, Inc.

2640 Walnut Avenue, Suite L
Tustin, CA. 92780

Location : AVENIDA SALVADOR
Segment : N/O AVENIDA PABLO
Client : CITY SAN CLEMENT

Site: AN CLEMENTE
Date: 01/09/19

| Interval | SB | | | | NB | | | | Combined | | Day: | Wednesday |
|------------|-------|------|-------|----|-------|------|-------|----|----------|-------|-------|-----------|
| | AM | | PM | | AM | | PM | | AM | PM | | |
| 12:00 | 0 | 1 | 14 | 50 | 0 | 0 | 6 | 28 | 0 | 1 | 20 | 78 |
| 12:15 | 0 | | 9 | | 0 | | 10 | | 0 | | 19 | |
| 12:30 | 0 | | 9 | | 0 | | 4 | | 0 | | 13 | |
| 12:45 | 1 | | 18 | | 0 | | 8 | | 1 | | 26 | |
| 01:00 | 1 | 1 | 9 | 58 | 0 | 0 | 10 | 46 | 1 | 1 | 19 | 104 |
| 01:15 | 0 | | 16 | | 0 | | 8 | | 0 | | 24 | |
| 01:30 | 0 | | 25 | | 0 | | 6 | | 0 | | 31 | |
| 01:45 | 0 | | 8 | | 0 | | 22 | | 0 | | 30 | |
| 02:00 | 0 | 0 | 14 | 52 | 0 | 0 | 8 | 52 | 0 | 0 | 22 | 104 |
| 02:15 | 0 | | 12 | | 0 | | 12 | | 0 | | 24 | |
| 02:30 | 0 | | 8 | | 0 | | 24 | | 0 | | 32 | |
| 02:45 | 0 | | 18 | | 0 | | 8 | | 0 | | 26 | |
| 03:00 | 0 | 1 | 18 | 48 | 0 | 0 | 6 | 27 | 0 | 1 | 24 | 75 |
| 03:15 | 0 | | 8 | | 0 | | 7 | | 0 | | 15 | |
| 03:30 | 0 | | 14 | | 0 | | 5 | | 0 | | 19 | |
| 03:45 | 1 | | 8 | | 0 | | 9 | | 1 | | 17 | |
| 04:00 | 0 | 2 | 22 | 60 | 0 | 1 | 14 | 39 | 0 | 3 | 36 | 99 |
| 04:15 | 1 | | 10 | | 0 | | 10 | | 1 | | 20 | |
| 04:30 | 0 | | 18 | | 1 | | 9 | | 1 | | 27 | |
| 04:45 | 1 | | 10 | | 0 | | 6 | | 1 | | 16 | |
| 05:00 | 0 | 6 | 14 | 62 | 0 | 4 | 10 | 34 | 0 | 10 | 24 | 96 |
| 05:15 | 4 | | 30 | | 0 | | 12 | | 4 | | 42 | |
| 05:30 | 1 | | 10 | | 2 | | 6 | | 3 | | 16 | |
| 05:45 | 1 | | 8 | | 2 | | 6 | | 3 | | 14 | |
| 06:00 | 4 | 14 | 12 | 36 | 1 | 3 | 4 | 28 | 5 | 17 | 16 | 64 |
| 06:15 | 2 | | 4 | | 0 | | 4 | | 2 | | 8 | |
| 06:30 | 4 | | 15 | | 2 | | 14 | | 6 | | 29 | |
| 06:45 | 4 | | 5 | | 0 | | 6 | | 4 | | 11 | |
| 07:00 | 3 | 44 | 8 | 18 | 2 | 28 | 10 | 23 | 5 | 72 | 18 | 41 |
| 07:15 | 8 | | 4 | | 4 | | 6 | | 12 | | 10 | |
| 07:30 | 21 | | 3 | | 12 | | 3 | | 33 | | 6 | |
| 07:45 | 12 | | 3 | | 10 | | 4 | | 22 | | 7 | |
| 08:00 | 8 | 50 | 5 | 19 | 14 | 32 | 6 | 17 | 22 | 82 | 11 | 36 |
| 08:15 | 10 | | 6 | | 10 | | 6 | | 20 | | 12 | |
| 08:30 | 20 | | 5 | | 4 | | 3 | | 24 | | 8 | |
| 08:45 | 12 | | 3 | | 4 | | 2 | | 16 | | 5 | |
| 09:00 | 10 | 60 | 2 | 8 | 3 | 20 | 7 | 21 | 13 | 80 | 9 | 29 |
| 09:15 | 16 | | 2 | | 4 | | 5 | | 20 | | 7 | |
| 09:30 | 14 | | 3 | | 6 | | 7 | | 20 | | 10 | |
| 09:45 | 20 | | 1 | | 7 | | 2 | | 27 | | 3 | |
| 10:00 | 12 | 56 | 2 | 2 | 6 | 24 | 2 | 5 | 18 | 80 | 4 | 7 |
| 10:15 | 19 | | 0 | | 2 | | 2 | | 21 | | 2 | |
| 10:30 | 9 | | 0 | | 4 | | 0 | | 13 | | 0 | |
| 10:45 | 16 | | 0 | | 12 | | 1 | | 28 | | 1 | |
| 11:00 | 28 | 77 | 1 | 5 | 8 | 20 | 4 | 6 | 36 | 97 | 5 | 11 |
| 11:15 | 20 | | 1 | | 2 | | 1 | | 22 | | 2 | |
| 11:30 | 12 | | 2 | | 6 | | 0 | | 18 | | 2 | |
| 11:45 | 17 | | 1 | | 4 | | 1 | | 21 | | 2 | |
| Totals | 312 | | 418 | | 132 | | 326 | | 444 | | 744 | |
| Split% | 70.3 | | 56.2 | | 29.7 | | 43.8 | | | | | |
| Day Totals | | 730 | | | | 458 | | | | 1,188 | | |
| Day Splits | | 61.4 | | | | 38.6 | | | | | | |
| Peak Hour | 11:00 | | 04:30 | | 07:30 | | 01:45 | | 10:45 | | 04:30 | |
| Volume | 77 | | 72 | | 46 | | 66 | | 104 | | 109 | |
| Factor | 0.69 | | 0.60 | | 0.82 | | 0.69 | | 0.72 | | 0.65 | |

Transportation Studies, Inc.

2640 Walnut Avenue, Suite L
Tustin, CA. 92780

Location : AVENIDA SALVADOR
Segment : S/O AVENIDA PRESIDIO
Client : CITY SAN CLEMENT

Site: AN CLEMENTE
Date: 01/09/19
File: D1901125

| Interval | SB | | | | NB | | | | Combined | | Day: | Wednesday |
|------------|-------|-------|-------|-----|-------|------|-------|----|----------|-------|-------|-----------|
| | AM | | PM | | AM | | PM | | AM | PM | | |
| 12:00 | 1 | 4 | 28 | 89 | 0 | 1 | 19 | 62 | 1 | 5 | 47 | 151 |
| 12:15 | 1 | | 12 | | 0 | | 19 | | 1 | | 31 | |
| 12:30 | 0 | | 25 | | 0 | | 15 | | 0 | | 40 | |
| 12:45 | 2 | | 24 | | 1 | | 9 | | 3 | | 33 | |
| 01:00 | 0 | 0 | 20 | 72 | 0 | 1 | 21 | 75 | 0 | 1 | 41 | 147 |
| 01:15 | 0 | | 13 | | 1 | | 18 | | 1 | | 31 | |
| 01:30 | 0 | | 23 | | 0 | | 14 | | 0 | | 37 | |
| 01:45 | 0 | | 16 | | 0 | | 22 | | 0 | | 38 | |
| 02:00 | 1 | 1 | 19 | 94 | 0 | 0 | 23 | 79 | 1 | 1 | 42 | 173 |
| 02:15 | 0 | | 23 | | 0 | | 22 | | 0 | | 45 | |
| 02:30 | 0 | | 16 | | 0 | | 14 | | 0 | | 30 | |
| 02:45 | 0 | | 36 | | 0 | | 20 | | 0 | | 56 | |
| 03:00 | 0 | 0 | 30 | 105 | 0 | 0 | 12 | 58 | 0 | 0 | 42 | 163 |
| 03:15 | 0 | | 28 | | 0 | | 16 | | 0 | | 44 | |
| 03:30 | 0 | | 18 | | 0 | | 14 | | 0 | | 32 | |
| 03:45 | 0 | | 29 | | 0 | | 16 | | 0 | | 45 | |
| 04:00 | 0 | 1 | 20 | 91 | 0 | 5 | 11 | 70 | 0 | 6 | 31 | 161 |
| 04:15 | 0 | | 23 | | 2 | | 21 | | 2 | | 44 | |
| 04:30 | 0 | | 23 | | 0 | | 19 | | 0 | | 42 | |
| 04:45 | 1 | | 25 | | 3 | | 19 | | 4 | | 44 | |
| 05:00 | 1 | 4 | 29 | 114 | 2 | 14 | 16 | 60 | 3 | 18 | 45 | 174 |
| 05:15 | 0 | | 29 | | 3 | | 22 | | 3 | | 51 | |
| 05:30 | 1 | | 34 | | 7 | | 12 | | 8 | | 46 | |
| 05:45 | 2 | | 22 | | 2 | | 10 | | 4 | | 32 | |
| 06:00 | 1 | 9 | 31 | 81 | 4 | 26 | 16 | 47 | 5 | 35 | 47 | 128 |
| 06:15 | 0 | | 17 | | 8 | | 8 | | 8 | | 25 | |
| 06:30 | 4 | | 19 | | 5 | | 16 | | 9 | | 35 | |
| 06:45 | 4 | | 14 | | 9 | | 7 | | 13 | | 21 | |
| 07:00 | 6 | 37 | 19 | 70 | 10 | 106 | 10 | 34 | 16 | 143 | 29 | 104 |
| 07:15 | 4 | | 20 | | 31 | | 10 | | 35 | | 30 | |
| 07:30 | 10 | | 21 | | 40 | | 11 | | 50 | | 32 | |
| 07:45 | 17 | | 10 | | 25 | | 3 | | 42 | | 13 | |
| 08:00 | 11 | 48 | 12 | 46 | 15 | 78 | 4 | 20 | 26 | 126 | 16 | 66 |
| 08:15 | 11 | | 13 | | 22 | | 5 | | 33 | | 18 | |
| 08:30 | 14 | | 10 | | 18 | | 6 | | 32 | | 16 | |
| 08:45 | 12 | | 11 | | 23 | | 5 | | 35 | | 16 | |
| 09:00 | 11 | 45 | 8 | 32 | 13 | 76 | 3 | 16 | 24 | 121 | 11 | 48 |
| 09:15 | 9 | | 9 | | 22 | | 3 | | 31 | | 12 | |
| 09:30 | 13 | | 11 | | 18 | | 4 | | 31 | | 15 | |
| 09:45 | 12 | | 4 | | 23 | | 6 | | 35 | | 10 | |
| 10:00 | 14 | 62 | 3 | 9 | 20 | 73 | 4 | 6 | 34 | 135 | 7 | 15 |
| 10:15 | 18 | | 0 | | 16 | | 0 | | 34 | | 0 | |
| 10:30 | 12 | | 3 | | 16 | | 1 | | 28 | | 4 | |
| 10:45 | 18 | | 3 | | 21 | | 1 | | 39 | | 4 | |
| 11:00 | 13 | 59 | 2 | 7 | 20 | 58 | 1 | 5 | 33 | 117 | 3 | 12 |
| 11:15 | 14 | | 2 | | 13 | | 2 | | 27 | | 4 | |
| 11:30 | 15 | | 2 | | 13 | | 0 | | 28 | | 2 | |
| 11:45 | 17 | | 1 | | 12 | | 2 | | 29 | | 3 | |
| Totals | 270 | | 810 | | 438 | | 532 | | 708 | | 1,342 | |
| Split% | 38.1 | | 60.4 | | 61.9 | | 39.6 | | | | | |
| Day Totals | | 1,080 | | | | 970 | | | | 2,050 | | |
| Day Splits | | 52.7 | | | | 47.3 | | | | | | |
| Peak Hour | 10:00 | | 04:45 | | 07:15 | | 01:30 | | 07:15 | | 04:45 | |
| Volume | 62 | | 117 | | 111 | | 81 | | 153 | | 186 | |
| Factor | 0.86 | | 0.86 | | 0.69 | | 0.88 | | 0.76 | | 0.91 | |



City of San Clemente

Engineering Division

Site Code: 221SANANT
Ola Vista N

Project: Traffic Calming / Speed Hump
Location: San Antonio / Alessandro from Ola Vista to Ola Vista

Date Start: 07-May-12
Date End: 16-May-12
Date Printed: 18-May-12

| Start Time | 07-May-12 | | Tue | | Wed | | Thu | | Fri | | Sat | | Sun | | Week Average | |
|------------|-----------|-------|-------|-------|-------|-------|-------|-------|-------|-------|-------|-------|-------|-------|--------------|-------|
| | WB | EB | WB | EB | WB | EB | WB | EB | WB | EB | WB | EB | WB | EB | WB | EB |
| 12:00 AM | * | * | 0 | 0 | 0 | 0 | 0 | 0 | 0 | 0 | 0 | 1 | 0 | 3 | 0 | 1 |
| 01:00 | * | * | 0 | 0 | 0 | 0 | 0 | 2 | 0 | 0 | 0 | 0 | 0 | 1 | 0 | 0 |
| 02:00 | * | * | 0 | 0 | 0 | 0 | 0 | 0 | 1 | 0 | 0 | 0 | 0 | 0 | 0 | 0 |
| 03:00 | * | * | 0 | 0 | 0 | 0 | 0 | 0 | 0 | 0 | 0 | 0 | 0 | 0 | 0 | 0 |
| 04:00 | * | * | 0 | 0 | 1 | 0 | 0 | 1 | 0 | 0 | 0 | 0 | 0 | 0 | 0 | 0 |
| 05:00 | * | * | 0 | 0 | 1 | 0 | 0 | 0 | 1 | 0 | 1 | 0 | 0 | 0 | 0 | 0 |
| 06:00 | * | * | 3 | 0 | 3 | 1 | 1 | 0 | 6 | 1 | 4 | 0 | 2 | 0 | 3 | 0 |
| 07:00 | * | * | 8 | 5 | 9 | 4 | 6 | 7 | 7 | 0 | 1 | 0 | 2 | 0 | 6 | 3 |
| 08:00 | * | * | 6 | 6 | 6 | 4 | 6 | 6 | 2 | 3 | 6 | 2 | 4 | 1 | 5 | 4 |
| 09:00 | * | * | 5 | 3 | 7 | 2 | 5 | 3 | 5 | 5 | 6 | 4 | 2 | 1 | 5 | 3 |
| 10:00 | * | * | 6 | 3 | 2 | 9 | 7 | 5 | 3 | 6 | 6 | 7 | 0 | 7 | 4 | 6 |
| 11:00 | * | * | 4 | 7 | 8 | 8 | 4 | 8 | 8 | 5 | 5 | 7 | 7 | 4 | 6 | 6 |
| 12:00 PM | * | * | 4 | 3 | 8 | 8 | 9 | 7 | 2 | 7 | 3 | 4 | 2 | 6 | 5 | 6 |
| 01:00 | * | * | 7 | 10 | 7 | 9 | 2 | 10 | 4 | 9 | 4 | 6 | 6 | 6 | 5 | 8 |
| 02:00 | * | * | 7 | 7 | 7 | 9 | 4 | 5 | 5 | 5 | 7 | 2 | 6 | 6 | 6 | 6 |
| 03:00 | 7 | 9 | 5 | 8 | 5 | 2 | 7 | 3 | 9 | 6 | 1 | 3 | 9 | 3 | 6 | 5 |
| 04:00 | 11 | 10 | 4 | 6 | 5 | 6 | 4 | 6 | 4 | 8 | 4 | 6 | 2 | 3 | 5 | 6 |
| 05:00 | 4 | 8 | 8 | 11 | 8 | 6 | 2 | 9 | 7 | 9 | 1 | 12 | 1 | 5 | 4 | 9 |
| 06:00 | 5 | 12 | 5 | 1 | 4 | 9 | 3 | 8 | 2 | 5 | 4 | 8 | 3 | 4 | 4 | 7 |
| 07:00 | 2 | 5 | 4 | 4 | 1 | 2 | 0 | 2 | 3 | 5 | 4 | 4 | 1 | 4 | 2 | 4 |
| 08:00 | 2 | 0 | 3 | 6 | 1 | 0 | 1 | 3 | 3 | 4 | 1 | 3 | 0 | 2 | 2 | 3 |
| 09:00 | 0 | 4 | 0 | 5 | 0 | 6 | 2 | 0 | 0 | 3 | 1 | 2 | 0 | 1 | 0 | 3 |
| 10:00 | 1 | 0 | 1 | 1 | 1 | 0 | 1 | 0 | 1 | 4 | 0 | 1 | 0 | 1 | 1 | 1 |
| 11:00 | 0 | 0 | 0 | 0 | 1 | 0 | 0 | 2 | 0 | 2 | 0 | 3 | 2 | 1 | 0 | 1 |
| Lane | 32 | 48 | 80 | 86 | 85 | 85 | 64 | 87 | 73 | 87 | 59 | 75 | 49 | 59 | 69 | 82 |
| Day | 80 | | 166 | | 170 | | 151 | | 160 | | 134 | | 108 | | 151 | |
| AM Peak | | | 07:00 | 11:00 | 07:00 | 10:00 | 10:00 | 11:00 | 11:00 | 10:00 | 08:00 | 10:00 | 11:00 | 10:00 | 07:00 | 10:00 |
| Vol. | | | 8 | 7 | 9 | 9 | 7 | 8 | 8 | 6 | 6 | 7 | 7 | 7 | 6 | 6 |
| PM Peak | 16:00 | 18:00 | 17:00 | 17:00 | 12:00 | 13:00 | 12:00 | 13:00 | 15:00 | 13:00 | 14:00 | 17:00 | 15:00 | 12:00 | 14:00 | 17:00 |
| Vol. | 11 | 12 | 8 | 11 | 8 | 9 | 9 | 10 | 9 | 9 | 7 | 12 | 9 | 6 | 6 | 9 |



City of San Clemente

Engineering Division

Site Code: 221SANANT
Ola Vista N

Project: Traffic Calming / Speed Hump
Location: San Antonio / Alessandro from Ola Vista to Ola Vista

Date Start: 07-May-12
Date End: 16-May-12
Date Printed: 18-May-12

| Start Time | 14-May-12 | | Tue | | Wed | | Thu | | Fri | | Sat | | Sun | | Week Average | | |
|------------|-----------|-------|-------|-------|-------|-------|-----|----|-----|----|-----|----|-----|----|--------------|-------|-------|
| | WB | EB | WB | EB | WB | EB | WB | EB | WB | EB | WB | EB | WB | EB | WB | EB | |
| 12:00 AM | 0 | 0 | 0 | 0 | 1 | 0 | * | * | * | * | * | * | * | * | 0 | 0 | |
| 01:00 | 0 | 0 | 0 | 0 | 0 | 0 | * | * | * | * | * | * | * | * | 0 | 0 | |
| 02:00 | 0 | 0 | 0 | 0 | 0 | 0 | * | * | * | * | * | * | * | * | 0 | 0 | |
| 03:00 | 0 | 0 | 0 | 0 | 0 | 0 | * | * | * | * | * | * | * | * | 0 | 0 | |
| 04:00 | 0 | 0 | 0 | 0 | 0 | 0 | * | * | * | * | * | * | * | * | 0 | 0 | |
| 05:00 | 1 | 0 | 1 | 0 | 1 | 0 | * | * | * | * | * | * | * | * | 1 | 0 | |
| 06:00 | 5 | 0 | 5 | 0 | 3 | 3 | * | * | * | * | * | * | * | * | 4 | 1 | |
| 07:00 | 6 | 5 | 6 | 5 | 6 | 4 | * | * | * | * | * | * | * | * | 6 | 5 | |
| 08:00 | 5 | 7 | 4 | 4 | 8 | 5 | * | * | * | * | * | * | * | * | 6 | 5 | |
| 09:00 | 2 | 3 | 4 | 5 | 9 | 6 | * | * | * | * | * | * | * | * | 5 | 5 | |
| 10:00 | 6 | 3 | 4 | 4 | 1 | 6 | * | * | * | * | * | * | * | * | 4 | 4 | |
| 11:00 | 4 | 6 | 5 | 5 | 6 | 8 | * | * | * | * | * | * | * | * | 5 | 6 | |
| 12:00 PM | 6 | 5 | 7 | 6 | 6 | 4 | * | * | * | * | * | * | * | * | 6 | 5 | |
| 01:00 | 5 | 8 | 5 | 8 | * | * | * | * | * | * | * | * | * | * | 5 | 8 | |
| 02:00 | 8 | 7 | 6 | 6 | * | * | * | * | * | * | * | * | * | * | 7 | 6 | |
| 03:00 | 10 | 5 | 3 | 6 | * | * | * | * | * | * | * | * | * | * | 6 | 6 | |
| 04:00 | 4 | 8 | 6 | 8 | * | * | * | * | * | * | * | * | * | * | 5 | 8 | |
| 05:00 | 4 | 7 | 8 | 6 | * | * | * | * | * | * | * | * | * | * | 6 | 6 | |
| 06:00 | 4 | 10 | 2 | 8 | * | * | * | * | * | * | * | * | * | * | 3 | 9 | |
| 07:00 | 1 | 1 | 4 | 6 | * | * | * | * | * | * | * | * | * | * | 2 | 4 | |
| 08:00 | 1 | 1 | 1 | 4 | * | * | * | * | * | * | * | * | * | * | 1 | 2 | |
| 09:00 | 0 | 0 | 0 | 1 | * | * | * | * | * | * | * | * | * | * | 0 | 0 | |
| 10:00 | 0 | 0 | 0 | 1 | * | * | * | * | * | * | * | * | * | * | 0 | 0 | |
| 11:00 | 0 | 0 | 1 | 0 | * | * | * | * | * | * | * | * | * | * | 0 | 0 | |
| Lane | 72 | 76 | 72 | 83 | 41 | 36 | 0 | 0 | 0 | 0 | 0 | 0 | 0 | 72 | 80 | | |
| Day | 148 | | 155 | | 77 | | 0 | | 0 | | 0 | | 0 | | 152 | | |
| AM Peak | 07:00 | 08:00 | 07:00 | 07:00 | 09:00 | 11:00 | | | | | | | | | | 07:00 | 11:00 |
| Vol. | 6 | 7 | 6 | 5 | 9 | 8 | | | | | | | | | | 6 | 6 |
| PM Peak | 15:00 | 18:00 | 17:00 | 13:00 | 12:00 | 12:00 | | | | | | | | | | 14:00 | 18:00 |
| Vol. | 10 | 10 | 8 | 8 | 6 | 4 | | | | | | | | | | 7 | 9 |

| | | | | | | | | | | | | | | | |
|-------------|---------|--|---------|--|---------|--|-----|--|-----|--|-----|--|-----|--|-----|
| Comb. Total | 228 | | 321 | | 247 | | 151 | | 160 | | 134 | | 108 | | 303 |
| ADT | ADT 153 | | ADT 153 | | ADT 153 | | | | | | | | | | |

City of San Clemente Engineering Division

Project: San Carlos & Levante Traffic Calming
Location: 401 Ave San Carlos

San Carlos 401 E. De Anza_P
Date Start: 24-Sep-18
Date End: 08-Oct-18

| Start Time | 24-Sep-18 | | Tue | | Wed | | Thu | | Fri | | Weekday Average | | Sat | | Sun | |
|------------|-----------|-------|-------|-------|-------|-------|-------|-------|-------|-------|-----------------|-------|-------|-------|-------|-------|
| | EB | WB | EB | WB | EB | WB | EB | WB | EB | WB | EB | WB | EB | WB | EB | WB |
| 12:00 AM | * | * | 2 | 1 | 3 | 1 | 2 | 1 | 1 | 0 | 2 | 1 | 3 | 3 | 4 | 0 |
| 01:00 | * | * | 1 | 1 | 1 | 1 | 1 | 1 | 0 | 1 | 1 | 1 | 2 | 2 | 1 | 1 |
| 02:00 | * | * | 1 | 1 | 1 | 0 | 1 | 0 | 2 | 2 | 1 | 1 | 1 | 0 | 1 | 1 |
| 03:00 | * | * | 0 | 1 | 0 | 1 | 1 | 0 | 0 | 0 | 0 | 0 | 2 | 3 | 1 | 2 |
| 04:00 | * | * | 2 | 7 | 2 | 2 | 1 | 3 | 0 | 2 | 1 | 4 | 0 | 0 | 0 | 0 |
| 05:00 | * | * | 5 | 9 | 2 | 6 | 2 | 6 | 7 | 7 | 4 | 7 | 0 | 4 | 1 | 2 |
| 06:00 | * | * | 8 | 16 | 6 | 14 | 10 | 17 | 7 | 13 | 8 | 15 | 2 | 6 | 1 | 5 |
| 07:00 | * | * | 23 | 54 | 11 | 53 | 19 | 55 | 19 | 52 | 18 | 54 | 9 | 19 | 8 | 6 |
| 08:00 | * | * | 18 | 40 | 17 | 37 | 19 | 30 | 15 | 39 | 17 | 36 | 13 | 22 | 5 | 16 |
| 09:00 | * | * | 20 | 31 | 23 | 29 | 20 | 32 | 31 | 44 | 24 | 34 | 20 | 30 | 12 | 27 |
| 10:00 | * | * | 20 | 20 | 24 | 27 | 23 | 27 | 15 | 23 | 20 | 24 | 28 | 32 | 15 | 21 |
| 11:00 | * | * | 31 | 26 | 25 | 32 | 21 | 24 | 22 | 20 | 25 | 26 | 20 | 31 | 23 | 20 |
| 12:00 PM | * | * | 32 | 29 | 42 | 32 | 30 | 22 | 30 | 28 | 34 | 28 | 30 | 17 | 25 | 24 |
| 01:00 | * | * | 25 | 25 | 26 | 26 | 22 | 25 | 35 | 23 | 27 | 25 | 29 | 30 | 31 | 30 |
| 02:00 | * | * | 38 | 26 | 40 | 37 | 40 | 25 | 28 | 35 | 36 | 31 | 28 | 25 | 21 | 19 |
| 03:00 | * | * | 45 | 22 | 31 | 36 | 36 | 38 | 34 | 22 | 36 | 30 | 27 | 34 | 20 | 13 |
| 04:00 | * | * | 41 | 26 | 38 | 26 | 33 | 14 | 39 | 30 | 38 | 24 | 28 | 24 | 20 | 21 |
| 05:00 | 40 | 24 | 38 | 25 | 40 | 24 | 32 | 24 | 34 | 30 | 37 | 25 | 29 | 26 | 30 | 10 |
| 06:00 | 34 | 19 | 32 | 18 | 43 | 26 | 43 | 27 | 20 | 20 | 34 | 22 | 15 | 20 | 25 | 19 |
| 07:00 | 29 | 8 | 19 | 19 | 19 | 12 | 21 | 11 | 19 | 12 | 21 | 12 | 12 | 10 | 16 | 9 |
| 08:00 | 9 | 7 | 19 | 9 | 16 | 7 | 19 | 11 | 18 | 9 | 16 | 9 | 6 | 5 | 11 | 6 |
| 09:00 | 8 | 5 | 15 | 4 | 11 | 6 | 14 | 5 | 21 | 6 | 14 | 5 | 20 | 2 | 9 | 4 |
| 10:00 | 7 | 0 | 14 | 4 | 5 | 1 | 10 | 2 | 10 | 7 | 9 | 3 | 11 | 6 | 6 | 3 |
| 11:00 | 3 | 1 | 2 | 2 | 1 | 1 | 5 | 0 | 8 | 3 | 4 | 1 | 11 | 2 | 3 | 0 |
| Total Day | 130 | 64 | 451 | 416 | 427 | 437 | 425 | 400 | 415 | 428 | 427 | 418 | 346 | 353 | 289 | 259 |
| AM Peak | - | - | 11:00 | 07:00 | 11:00 | 07:00 | 10:00 | 07:00 | 09:00 | 07:00 | 11:00 | 07:00 | 10:00 | 10:00 | 11:00 | 09:00 |
| Vol. | - | - | 31 | 54 | 25 | 53 | 23 | 55 | 31 | 52 | 25 | 54 | 28 | 32 | 23 | 27 |
| PM Peak | 17:00 | 17:00 | 15:00 | 12:00 | 18:00 | 14:00 | 18:00 | 15:00 | 16:00 | 14:00 | 16:00 | 14:00 | 12:00 | 15:00 | 13:00 | 13:00 |
| Vol. | 40 | 24 | 45 | 29 | 43 | 37 | 43 | 38 | 39 | 35 | 38 | 31 | 30 | 34 | 31 | 30 |

City of San Clemente Engineering Division

Project: San Carlos & Levante Traffic Calming
Location: 401 Ave San Carlos

San Carlos 401 E. De Anza_P
Date Start: 24-Sep-18
Date End: 08-Oct-18

| Start Time | 01-Oct-18 | | Tue | | Wed | | Thu | | Fri | | Weekday Average | | Sat | | Sun | |
|------------|-----------|-----------|-----------|-----------|-----------|-----------|-----------|-----------|-----------|-----------|-----------------|-----------|-----------|-----------|-----------|-----------|
| | EB | WB | EB | WB | EB | WB | EB | WB | EB | WB | EB | WB | EB | WB | EB | WB |
| 12:00 AM | 2 | 0 | 1 | 0 | 3 | 0 | 1 | 0 | 0 | 1 | 1 | 0 | 2 | 0 | 5 | 2 |
| 01:00 | 1 | 1 | 1 | 0 | 1 | 1 | 0 | 0 | 0 | 0 | 1 | 0 | 1 | 0 | 3 | 1 |
| 02:00 | 1 | 1 | 1 | 1 | 0 | 1 | 0 | 0 | 1 | 1 | 1 | 1 | 2 | 2 | 3 | 2 |
| 03:00 | 0 | 1 | 0 | 1 | 1 | 2 | 1 | 2 | 0 | 1 | 0 | 1 | 0 | 0 | 2 | 2 |
| 04:00 | 0 | 3 | 0 | 3 | 0 | 3 | 0 | 2 | 1 | 4 | 0 | 3 | 0 | 1 | 0 | 2 |
| 05:00 | 5 | 5 | 1 | 8 | 2 | 7 | 2 | 7 | 3 | 4 | 3 | 6 | 0 | 2 | 1 | 4 |
| 06:00 | 11 | 17 | 9 | 17 | 9 | 24 | 3 | 17 | 8 | 16 | 8 | 18 | 5 | 5 | 1 | 4 |
| 07:00 | 19 | 57 | 22 | 51 | 16 | 58 | 22 | 47 | 25 | 48 | 21 | 52 | 6 | 16 | 11 | 17 |
| 08:00 | 17 | 41 | 18 | 34 | 14 | 26 | 17 | 38 | 15 | 41 | 16 | 36 | 11 | 32 | 6 | 13 |
| 09:00 | 20 | 29 | 12 | 36 | 19 | 33 | 12 | 32 | 16 | 26 | 16 | 31 | 15 | 27 | 12 | 22 |
| 10:00 | 19 | 26 | 20 | 28 | 26 | 28 | 27 | 31 | 22 | 26 | 23 | 28 | 18 | 28 | 19 | 32 |
| 11:00 | 23 | 25 | 23 | 21 | 29 | 20 | 16 | 30 | 23 | 30 | 23 | 25 | 32 | 27 | 21 | 23 |
| 12:00 PM | 28 | 19 | 31 | 22 | 27 | 29 | 28 | 29 | 35 | 21 | 30 | 24 | 35 | 33 | 24 | 27 |
| 01:00 | 25 | 28 | 25 | 25 | 23 | 26 | 25 | 28 | 33 | 31 | 26 | 28 | 21 | 26 | 28 | 31 |
| 02:00 | 27 | 18 | 35 | 21 | 40 | 28 | 52 | 26 | 29 | 34 | 37 | 25 | 30 | 23 | 27 | 28 |
| 03:00 | 31 | 22 | 52 | 35 | 41 | 34 | 39 | 26 | 50 | 36 | 43 | 31 | 28 | 26 | 23 | 15 |
| 04:00 | 41 | 20 | 31 | 20 | 37 | 31 | 23 | 23 | 39 | 21 | 34 | 23 | 25 | 31 | 33 | 22 |
| 05:00 | 37 | 19 | 34 | 30 | 55 | 27 | 40 | 27 | 32 | 27 | 40 | 26 | 26 | 30 | 16 | 22 |
| 06:00 | 41 | 25 | 27 | 16 | 30 | 25 | 41 | 21 | 40 | 35 | 36 | 24 | 34 | 18 | 23 | 11 |
| 07:00 | 24 | 15 | 26 | 9 | 18 | 16 | 30 | 17 | 18 | 13 | 23 | 14 | 15 | 15 | 16 | 6 |
| 08:00 | 17 | 6 | 22 | 4 | 18 | 6 | 22 | 7 | 12 | 6 | 18 | 6 | 21 | 7 | 16 | 4 |
| 09:00 | 8 | 6 | 9 | 6 | 15 | 4 | 19 | 8 | 23 | 11 | 15 | 7 | 10 | 4 | 7 | 7 |
| 10:00 | 6 | 1 | 9 | 2 | 13 | 2 | 8 | 1 | 8 | 9 | 9 | 3 | 14 | 3 | 6 | 3 |
| 11:00 | 0 | 0 | 7 | 4 | 4 | 0 | 1 | 2 | 6 | 3 | 4 | 2 | 6 | 4 | 3 | 0 |
| Total | 403 | 385 | 416 | 394 | 441 | 431 | 429 | 421 | 439 | 445 | 428 | 414 | 357 | 360 | 306 | 300 |
| Day | 788 | | 810 | | 872 | | 850 | | 884 | | 842 | | 717 | | 606 | |
| AM Peak | 11:00 | 07:00 | 11:00 | 07:00 | 11:00 | 07:00 | 10:00 | 07:00 | 07:00 | 07:00 | 10:00 | 07:00 | 11:00 | 08:00 | 11:00 | 10:00 |
| Vol. | 23 | 57 | 23 | 51 | 29 | 58 | 27 | 47 | 25 | 48 | 23 | 52 | 32 | 32 | 21 | 32 |
| PM Peak | 16:00 | 13:00 | 15:00 | 15:00 | 17:00 | 15:00 | 14:00 | 12:00 | 15:00 | 15:00 | 15:00 | 15:00 | 12:00 | 12:00 | 16:00 | 13:00 |
| Vol. | 41 | 28 | 52 | 35 | 55 | 34 | 52 | 29 | 50 | 36 | 43 | 31 | 35 | 33 | 33 | 31 |

City of San Clemente
Engineering Division

Project: San Carlos & Levante Traffic Calming
Location: 401 Ave San Carlos

San Carlos 401 E. De Anza_P
Date Start: 24-Sep-18
Date End: 08-Oct-18

| Start Time | 08-Oct-18 | | Tue | | Wed | | Thu | | Fri | | Weekday Average | | Sat | | Sun | |
|------------|-----------|-------|-----|----|-----|----|-----|----|-----|----|-----------------|-------|-----|----|-----|----|
| | EB | WB | EB | WB | EB | WB | EB | WB | EB | WB | EB | WB | EB | WB | EB | WB |
| 12:00 AM | 1 | 0 | * | * | * | * | * | * | * | * | 1 | 0 | * | * | * | * |
| 01:00 | 2 | 0 | * | * | * | * | * | * | * | * | 2 | 0 | * | * | * | * |
| 02:00 | 0 | 0 | * | * | * | * | * | * | * | * | 0 | 0 | * | * | * | * |
| 03:00 | 1 | 1 | * | * | * | * | * | * | * | * | 1 | 1 | * | * | * | * |
| 04:00 | 1 | 3 | * | * | * | * | * | * | * | * | 1 | 3 | * | * | * | * |
| 05:00 | 3 | 5 | * | * | * | * | * | * | * | * | 3 | 5 | * | * | * | * |
| 06:00 | 6 | 16 | * | * | * | * | * | * | * | * | 6 | 16 | * | * | * | * |
| 07:00 | 21 | 50 | * | * | * | * | * | * | * | * | 21 | 50 | * | * | * | * |
| 08:00 | 24 | 43 | * | * | * | * | * | * | * | * | 24 | 43 | * | * | * | * |
| 09:00 | * | * | * | * | * | * | * | * | * | * | * | * | * | * | * | * |
| 10:00 | * | * | * | * | * | * | * | * | * | * | * | * | * | * | * | * |
| 11:00 | * | * | * | * | * | * | * | * | * | * | * | * | * | * | * | * |
| 12:00 PM | * | * | * | * | * | * | * | * | * | * | * | * | * | * | * | * |
| 01:00 | * | * | * | * | * | * | * | * | * | * | * | * | * | * | * | * |
| 02:00 | * | * | * | * | * | * | * | * | * | * | * | * | * | * | * | * |
| 03:00 | * | * | * | * | * | * | * | * | * | * | * | * | * | * | * | * |
| 04:00 | * | * | * | * | * | * | * | * | * | * | * | * | * | * | * | * |
| 05:00 | * | * | * | * | * | * | * | * | * | * | * | * | * | * | * | * |
| 06:00 | * | * | * | * | * | * | * | * | * | * | * | * | * | * | * | * |
| 07:00 | * | * | * | * | * | * | * | * | * | * | * | * | * | * | * | * |
| 08:00 | * | * | * | * | * | * | * | * | * | * | * | * | * | * | * | * |
| 09:00 | * | * | * | * | * | * | * | * | * | * | * | * | * | * | * | * |
| 10:00 | * | * | * | * | * | * | * | * | * | * | * | * | * | * | * | * |
| 11:00 | * | * | * | * | * | * | * | * | * | * | * | * | * | * | * | * |
| Total | 59 | 118 | 0 | 0 | 0 | 0 | 0 | 0 | 0 | 0 | 59 | 118 | 0 | 0 | 0 | 0 |
| Day | 177 | | 0 | | 0 | | 0 | | 0 | | 177 | | 0 | | 0 | |
| AM Peak | 08:00 | 07:00 | - | - | - | - | - | - | - | - | 08:00 | 07:00 | - | - | - | - |
| Vol. | 24 | 50 | - | - | - | - | - | - | - | - | 24 | 50 | - | - | - | - |
| PM Peak | - | - | - | - | - | - | - | - | - | - | - | - | - | - | - | - |
| Vol. | - | - | - | - | - | - | - | - | - | - | - | - | - | - | - | - |

| | | | | | | | | |
|-------------|---------|----------|------|------|------|------|------|------|
| Comb. Total | 1159 | 1677 | 1736 | 1675 | 1727 | 1864 | 1416 | 1154 |
| ADT | ADT 784 | AADT 784 | | | | | | |

City of San Clemente Engineering Division

Project: Camino San Clemente Traffic Calming
Survey Location: 121 Cm San Clemente

San Clemente 121 E. PCH_P
Date Start: 11-May-18
Date End: 17-May-18

East PCH

| Start Time | 07-May-18 | | Tue | | Wed | | Thu | | Fri | | Weekday Average | | Sat | | Sun | | |
|------------|-----------|----|-----|----|-----|----|-----|----|-----|-------|-----------------|-------|-------|-------|-------|-------|-------|
| | EB | WB | EB | WB | EB | WB | EB | WB | EB | WB | EB | WB | EB | WB | EB | WB | |
| 12:00 AM | * | * | * | * | * | * | * | * | * | * | * | * | 2 | 6 | 1 | 2 | |
| 01:00 | * | * | * | * | * | * | * | * | * | * | * | * | 1 | 3 | 0 | 1 | |
| 02:00 | * | * | * | * | * | * | * | * | * | * | * | * | 1 | 1 | 0 | 1 | |
| 03:00 | * | * | * | * | * | * | * | * | * | * | * | * | 0 | 0 | 0 | 0 | |
| 04:00 | * | * | * | * | * | * | * | * | * | * | * | * | 2 | 0 | 0 | 0 | |
| 05:00 | * | * | * | * | * | * | * | * | * | * | * | * | 6 | 2 | 0 | 2 | |
| 06:00 | * | * | * | * | * | * | * | * | * | * | * | * | 13 | 1 | 6 | 4 | |
| 07:00 | * | * | * | * | * | * | * | * | * | * | * | * | 11 | 11 | 18 | 10 | |
| 08:00 | * | * | * | * | * | * | * | * | * | * | * | * | 28 | 10 | 31 | 97 | |
| 09:00 | * | * | * | * | * | * | * | * | * | * | * | * | 34 | 32 | 40 | 74 | |
| 10:00 | * | * | * | * | * | * | * | * | * | * | * | * | 51 | 28 | 88 | 68 | |
| 11:00 | * | * | * | * | * | * | * | * | * | 55 | 42 | 55 | 42 | 53 | 45 | 76 | 57 |
| 12:00 PM | * | * | * | * | * | * | * | * | * | 51 | 43 | 51 | 43 | 52 | 53 | 127 | 69 |
| 01:00 | * | * | * | * | * | * | * | * | * | 49 | 36 | 49 | 36 | 37 | 41 | 46 | 46 |
| 02:00 | * | * | * | * | * | * | * | * | * | 51 | 47 | 51 | 47 | 42 | 28 | 91 | 38 |
| 03:00 | * | * | * | * | * | * | * | * | * | 120 | 110 | 120 | 110 | 41 | 38 | 34 | 37 |
| 04:00 | * | * | * | * | * | * | * | * | * | 44 | 43 | 44 | 43 | 38 | 44 | 42 | 29 |
| 05:00 | * | * | * | * | * | * | * | * | * | 24 | 48 | 24 | 48 | 24 | 26 | 39 | 32 |
| 06:00 | * | * | * | * | * | * | * | * | * | 29 | 42 | 29 | 42 | 19 | 34 | 28 | 27 |
| 07:00 | * | * | * | * | * | * | * | * | * | 16 | 28 | 16 | 28 | 15 | 18 | 22 | 22 |
| 08:00 | * | * | * | * | * | * | * | * | * | 26 | 12 | 26 | 12 | 18 | 14 | 11 | 10 |
| 09:00 | * | * | * | * | * | * | * | * | * | 7 | 11 | 7 | 11 | 11 | 12 | 13 | 18 |
| 10:00 | * | * | * | * | * | * | * | * | * | 10 | 8 | 10 | 8 | 5 | 7 | 5 | 6 |
| 11:00 | * | * | * | * | * | * | * | * | * | 5 | 7 | 5 | 7 | 5 | 4 | 1 | 3 |
| Total | 0 | 0 | 0 | 0 | 0 | 0 | 0 | 0 | 0 | 487 | 477 | 487 | 477 | 509 | 458 | 719 | 653 |
| Day | 0 | 0 | 0 | 0 | 0 | 0 | 0 | 0 | 0 | 964 | 964 | 964 | 964 | 967 | 967 | 1372 | 1372 |
| AM Peak | - | - | - | - | - | - | - | - | - | 11:00 | 11:00 | 11:00 | 11:00 | 11:00 | 11:00 | 10:00 | 08:00 |
| Vol. | - | - | - | - | - | - | - | - | - | 55 | 42 | 55 | 42 | 53 | 45 | 88 | 97 |
| PM Peak | - | - | - | - | - | - | - | - | - | 15:00 | 15:00 | 15:00 | 15:00 | 12:00 | 12:00 | 12:00 | 12:00 |
| Vol. | - | - | - | - | - | - | - | - | - | 120 | 110 | 120 | 110 | 52 | 53 | 127 | 69 |

City of San Clemente Engineering Division

Project: Camino San Clemente Traffic Calming
Survey Location: 121 Cm San Clemente

San Clemente 121 E. PCH_P
Date Start: 11-May-18
Date End: 17-May-18

East PCH

| Start Time | 14-May-18 | | Tue | | Wed | | Thu | | Fri | | Weekday Average | | Sat | | Sun | |
|------------|------------|------------|------------|------------|------------|------------|------------|------------|-----|----|-----------------|------------|-----|----|-----|----|
| | EB | WB | EB | WB | EB | WB | EB | WB | EB | WB | EB | WB | EB | WB | EB | WB |
| 12:00 AM | 0 | 0 | 1 | 3 | 1 | 1 | 1 | 2 | * | * | 1 | 2 | * | * | * | * |
| 01:00 | 0 | 0 | 1 | 1 | 0 | 0 | 0 | 1 | * | * | 0 | 0 | * | * | * | * |
| 02:00 | 1 | 0 | 0 | 0 | 1 | 0 | 0 | 1 | * | * | 0 | 0 | * | * | * | * |
| 03:00 | 0 | 0 | 1 | 0 | 1 | 1 | 0 | 0 | * | * | 0 | 0 | * | * | * | * |
| 04:00 | 5 | 1 | 2 | 0 | 1 | 0 | 5 | 1 | * | * | 3 | 0 | * | * | * | * |
| 05:00 | 4 | 3 | 14 | 4 | 11 | 4 | 17 | 5 | * | * | 12 | 4 | * | * | * | * |
| 06:00 | 28 | 5 | 29 | 5 | 24 | 7 | 26 | 4 | * | * | 27 | 5 | * | * | * | * |
| 07:00 | 63 | 37 | 53 | 27 | 52 | 42 | 59 | 39 | * | * | 57 | 36 | * | * | * | * |
| 08:00 | 115 | 111 | 41 | 45 | 135 | 111 | 116 | 133 | * | * | 102 | 100 | * | * | * | * |
| 09:00 | 49 | 29 | 137 | 112 | 55 | 47 | 60 | 41 | * | * | 75 | 57 | * | * | * | * |
| 10:00 | 51 | 43 | 45 | 41 | 55 | 37 | 36 | 33 | * | * | 47 | 38 | * | * | * | * |
| 11:00 | 48 | 34 | 42 | 44 | 47 | 38 | 54 | 41 | * | * | 48 | 39 | * | * | * | * |
| 12:00 PM | 43 | 18 | 57 | 41 | 56 | 41 | 57 | 46 | * | * | 53 | 36 | * | * | * | * |
| 01:00 | 51 | 35 | 53 | 39 | 43 | 39 | 51 | 42 | * | * | 50 | 39 | * | * | * | * |
| 02:00 | 62 | 39 | 40 | 48 | 45 | 50 | * | * | * | * | 49 | 46 | * | * | * | * |
| 03:00 | 105 | 75 | 130 | 99 | 124 | 99 | * | * | * | * | 120 | 91 | * | * | * | * |
| 04:00 | 43 | 47 | 56 | 58 | 39 | 49 | * | * | * | * | 46 | 51 | * | * | * | * |
| 05:00 | 43 | 42 | 44 | 43 | 37 | 56 | * | * | * | * | 41 | 47 | * | * | * | * |
| 06:00 | 26 | 33 | 35 | 29 | 29 | 70 | * | * | * | * | 30 | 44 | * | * | * | * |
| 07:00 | 12 | 22 | 19 | 34 | 24 | 35 | * | * | * | * | 18 | 30 | * | * | * | * |
| 08:00 | 6 | 16 | 12 | 22 | 68 | 35 | * | * | * | * | 29 | 24 | * | * | * | * |
| 09:00 | 4 | 10 | 5 | 9 | 7 | 15 | * | * | * | * | 5 | 11 | * | * | * | * |
| 10:00 | 1 | 4 | 3 | 3 | 5 | 13 | * | * | * | * | 3 | 7 | * | * | * | * |
| 11:00 | 2 | 2 | 0 | 2 | 3 | 2 | * | * | * | * | 2 | 2 | * | * | * | * |
| Total Day | 762 | 606 | 820 | 709 | 863 | 792 | 482 | 389 | 0 | 0 | 818 | 709 | 0 | 0 | 0 | 0 |
| AM Peak | 08:00 | 08:00 | 09:00 | 09:00 | 08:00 | 08:00 | 08:00 | 08:00 | - | - | 08:00 | 08:00 | - | - | - | - |
| Vol. | 115 | 111 | 137 | 112 | 135 | 111 | 116 | 133 | - | - | 102 | 100 | - | - | - | - |
| PM Peak | 15:00 | 15:00 | 15:00 | 15:00 | 15:00 | 15:00 | 12:00 | 12:00 | - | - | 15:00 | 15:00 | - | - | - | - |
| Vol. | 105 | 75 | 130 | 99 | 124 | 99 | 57 | 46 | - | - | 120 | 91 | - | - | - | - |

| | | | | | | | | |
|-------------|-----------|------------|------|-----|-----|------|-----|------|
| Comb. Total | 1368 | 1529 | 1655 | 871 | 964 | 2491 | 967 | 1372 |
| ADT | ADT 1,406 | AADT 1,406 | | | | | | |

City of San Clemente Engineering Division

Project: Camino San Clemente Traffic Calming
Survey Location: Near 363 Cm San Clemente

San Clemente 363 S. Socorro
Date Start: 11-May-18
Date End: 17-May-18

South Via Socorro

| Start Time | 07-May-18 | | Tue | | Wed | | Thu | | Fri | | Weekday Average | | Sat | | Sun | | |
|------------|-----------|----|-----|----|-----|----|-----|----|-----|-------|-----------------|-------|-------|-------|-------|-------|-------|
| | EB | WB | EB | WB | EB | WB | EB | WB | EB | WB | EB | WB | EB | WB | EB | WB | |
| 12:00 AM | * | * | * | * | * | * | * | * | * | * | * | * | 4 | 2 | 1 | 1 | |
| 01:00 | * | * | * | * | * | * | * | * | * | * | * | * | 3 | 1 | 1 | 0 | |
| 02:00 | * | * | * | * | * | * | * | * | * | * | * | * | 1 | 0 | 1 | 0 | |
| 03:00 | * | * | * | * | * | * | * | * | * | * | * | * | 0 | 0 | 0 | 0 | |
| 04:00 | * | * | * | * | * | * | * | * | * | * | * | * | 0 | 0 | 0 | 0 | |
| 05:00 | * | * | * | * | * | * | * | * | * | * | * | * | 1 | 5 | 2 | 1 | |
| 06:00 | * | * | * | * | * | * | * | * | * | * | * | * | 1 | 10 | 5 | 3 | |
| 07:00 | * | * | * | * | * | * | * | * | * | * | * | * | 5 | 6 | 8 | 8 | |
| 08:00 | * | * | * | * | * | * | * | * | * | * | * | * | 11 | 23 | 85 | 30 | |
| 09:00 | * | * | * | * | * | * | * | * | * | * | * | * | 33 | 35 | 82 | 24 | |
| 10:00 | * | * | * | * | * | * | * | * | * | * | * | * | 22 | 39 | 54 | 74 | |
| 11:00 | * | * | * | * | * | * | * | * | * | 31 | 46 | 31 | 46 | 31 | 46 | 53 | 68 |
| 12:00 PM | * | * | * | * | * | * | * | * | * | 39 | 48 | 39 | 48 | 44 | 39 | 48 | 121 |
| 01:00 | * | * | * | * | * | * | * | * | * | 27 | 37 | 27 | 37 | 30 | 32 | 37 | 36 |
| 02:00 | * | * | * | * | * | * | * | * | * | 50 | 44 | 50 | 44 | 27 | 35 | 27 | 79 |
| 03:00 | * | * | * | * | * | * | * | * | * | 88 | 116 | 88 | 116 | 27 | 30 | 34 | 35 |
| 04:00 | * | * | * | * | * | * | * | * | * | 33 | 39 | 33 | 39 | 26 | 24 | 15 | 35 |
| 05:00 | * | * | * | * | * | * | * | * | * | 36 | 23 | 36 | 23 | 18 | 20 | 23 | 24 |
| 06:00 | * | * | * | * | * | * | * | * | * | 34 | 27 | 34 | 27 | 25 | 17 | 19 | 24 |
| 07:00 | * | * | * | * | * | * | * | * | * | 22 | 14 | 22 | 14 | 16 | 16 | 19 | 14 |
| 08:00 | * | * | * | * | * | * | * | * | * | 12 | 26 | 12 | 26 | 7 | 13 | 9 | 9 |
| 09:00 | * | * | * | * | * | * | * | * | * | 9 | 5 | 9 | 5 | 12 | 5 | 15 | 13 |
| 10:00 | * | * | * | * | * | * | * | * | * | 5 | 10 | 5 | 10 | 3 | 3 | 6 | 3 |
| 11:00 | * | * | * | * | * | * | * | * | * | 7 | 4 | 7 | 4 | 3 | 4 | 2 | 1 |
| Total Day | 0 | 0 | 0 | 0 | 0 | 0 | 0 | 0 | 0 | 393 | 439 | 393 | 439 | 350 | 405 | 546 | 603 |
| AM Peak | - | - | - | - | - | - | - | - | - | 11:00 | 11:00 | 11:00 | 11:00 | 09:00 | 11:00 | 08:00 | 10:00 |
| Vol. | - | - | - | - | - | - | - | - | - | 31 | 46 | 31 | 46 | 33 | 46 | 85 | 74 |
| PM Peak | - | - | - | - | - | - | - | - | - | 15:00 | 15:00 | 15:00 | 15:00 | 12:00 | 12:00 | 12:00 | 12:00 |
| Vol. | - | - | - | - | - | - | - | - | - | 88 | 116 | 88 | 116 | 44 | 39 | 48 | 121 |

City of San Clemente Engineering Division

Project: Camino San Clemente Traffic Calming
Survey Location: Near 363 Cm San Clemente

San Clemente 363 S. Socorro
Date Start: 11-May-18
Date End: 17-May-18

South Via Socorro

| Start Time | 14-May-18 | | Tue | | Wed | | Thu | | Fri | | Weekday Average | | Sat | | Sun | |
|------------|------------|------------|------------|------------|------------|------------|------------|------------|-----|----|-----------------|------------|-----|----|-----|----|
| | EB | WB | EB | WB | EB | WB | EB | WB | EB | WB | EB | WB | EB | WB | EB | WB |
| 12:00 AM | 0 | 0 | 1 | 1 | 0 | 1 | 1 | 1 | * | * | 0 | 1 | * | * | * | * |
| 01:00 | 0 | 0 | 1 | 0 | 0 | 0 | 1 | 0 | * | * | 0 | 0 | * | * | * | * |
| 02:00 | 0 | 0 | 0 | 0 | 0 | 1 | 1 | 1 | * | * | 0 | 0 | * | * | * | * |
| 03:00 | 0 | 0 | 0 | 1 | 0 | 0 | 0 | 0 | * | * | 0 | 0 | * | * | * | * |
| 04:00 | 1 | 3 | 0 | 1 | 0 | 1 | 1 | 4 | * | * | 0 | 2 | * | * | * | * |
| 05:00 | 1 | 2 | 1 | 5 | 2 | 7 | 5 | 11 | * | * | 2 | 6 | * | * | * | * |
| 06:00 | 4 | 17 | 5 | 20 | 4 | 16 | 4 | 15 | * | * | 4 | 17 | * | * | * | * |
| 07:00 | 33 | 50 | 21 | 39 | 40 | 47 | 32 | 45 | * | * | 32 | 45 | * | * | * | * |
| 08:00 | 112 | 106 | 40 | 27 | 108 | 121 | 133 | 103 | * | * | 98 | 89 | * | * | * | * |
| 09:00 | 28 | 43 | 115 | 129 | 42 | 52 | 34 | 48 | * | * | 55 | 68 | * | * | * | * |
| 10:00 | 29 | 35 | 33 | 37 | 30 | 36 | 24 | 32 | * | * | 29 | 35 | * | * | * | * |
| 11:00 | 31 | 41 | 37 | 38 | 30 | 35 | 30 | 40 | * | * | 32 | 38 | * | * | * | * |
| 12:00 PM | 17 | 42 | 37 | 49 | 36 | 49 | 35 | 40 | * | * | 31 | 45 | * | * | * | * |
| 01:00 | 30 | 48 | 35 | 49 | 37 | 32 | 33 | 48 | * | * | 34 | 44 | * | * | * | * |
| 02:00 | 31 | 54 | 42 | 36 | 41 | 44 | * | * | * | * | 38 | 45 | * | * | * | * |
| 03:00 | 70 | 100 | 97 | 118 | 90 | 114 | * | * | * | * | 86 | 111 | * | * | * | * |
| 04:00 | 33 | 42 | 41 | 53 | 33 | 35 | * | * | * | * | 36 | 43 | * | * | * | * |
| 05:00 | 31 | 35 | 35 | 46 | 41 | 34 | * | * | * | * | 36 | 38 | * | * | * | * |
| 06:00 | 22 | 21 | 22 | 27 | 66 | 29 | * | * | * | * | 37 | 26 | * | * | * | * |
| 07:00 | 17 | 9 | 23 | 13 | 30 | 24 | * | * | * | * | 23 | 15 | * | * | * | * |
| 08:00 | 12 | 4 | 18 | 12 | 33 | 65 | * | * | * | * | 21 | 27 | * | * | * | * |
| 09:00 | 10 | 4 | 5 | 4 | 7 | 8 | * | * | * | * | 7 | 5 | * | * | * | * |
| 10:00 | 3 | 2 | 2 | 3 | 9 | 4 | * | * | * | * | 5 | 3 | * | * | * | * |
| 11:00 | 1 | 1 | 2 | 0 | 1 | 2 | * | * | * | * | 1 | 1 | * | * | * | * |
| Total | 516 | 659 | 613 | 708 | 680 | 757 | 334 | 388 | 0 | 0 | 607 | 704 | 0 | 0 | 0 | 0 |
| Day | 1175 | | 1321 | | 1437 | | 722 | | 0 | | 1311 | | 0 | | 0 | |
| AM Peak | 08:00 | 08:00 | 09:00 | 09:00 | 08:00 | 08:00 | 08:00 | 08:00 | - | - | 08:00 | 08:00 | - | - | - | - |
| Vol. | 112 | 106 | 115 | 129 | 108 | 121 | 133 | 103 | - | - | 98 | 89 | - | - | - | - |
| PM Peak | 15:00 | 15:00 | 15:00 | 15:00 | 15:00 | 15:00 | 12:00 | 13:00 | - | - | 15:00 | 15:00 | - | - | - | - |
| Vol. | 70 | 100 | 97 | 118 | 90 | 114 | 35 | 48 | - | - | 86 | 111 | - | - | - | - |

| | | | | | | | | |
|-------------|-----------|------------|------|-----|-----|------|-----|------|
| Comb. Total | 1175 | 1321 | 1437 | 722 | 832 | 2143 | 755 | 1149 |
| ADT | ADT 1,191 | AADT 1,191 | | | | | | |

City of San Clemente Engineering Division

Project: Avenida San Fernando Speed Humps
Survey Location: San Fernando E. El Carmino Real

San Fernando 110 E ECR_P
Date Start: 24-Apr-18
Date End: 03-May-18

| Start Time | 23-Apr-18 | | Tue | | Wed | | Thu | | Fri | | Weekday Average | | Sat | | Sun | |
|------------|-----------|----|-------|-------|-------|-------|-------|-------|-------|-------|-----------------|-------|-------|-------|-------|-------|
| | EB | WB | EB | WB | EB | WB | EB | WB | EB | WB | EB | WB | EB | WB | EB | WB |
| 12:00 AM | * | * | * | * | 0 | 1 | 0 | 1 | 0 | 0 | 0 | 1 | 1 | 0 | 1 | 0 |
| 01:00 | * | * | * | * | 0 | 0 | 0 | 0 | 0 | 0 | 0 | 0 | 0 | 0 | 0 | 0 |
| 02:00 | * | * | * | * | 0 | 0 | 1 | 1 | 1 | 0 | 1 | 0 | 2 | 2 | 0 | 0 |
| 03:00 | * | * | * | * | 0 | 0 | 0 | 0 | 0 | 0 | 0 | 0 | 0 | 0 | 0 | 0 |
| 04:00 | * | * | * | * | 0 | 1 | 2 | 0 | 0 | 1 | 1 | 1 | 1 | 2 | 1 | 0 |
| 05:00 | * | * | * | * | 1 | 5 | 1 | 3 | 1 | 4 | 1 | 4 | 1 | 1 | 2 | 1 |
| 06:00 | * | * | * | * | 3 | 12 | 3 | 11 | 1 | 7 | 2 | 10 | 1 | 4 | 1 | 3 |
| 07:00 | * | * | * | * | 16 | 12 | 4 | 16 | 9 | 15 | 10 | 14 | 2 | 10 | 4 | 4 |
| 08:00 | * | * | * | * | 9 | 9 | 8 | 7 | 11 | 13 | 9 | 10 | 9 | 8 | 8 | 9 |
| 09:00 | * | * | * | * | 8 | 8 | 6 | 13 | 4 | 4 | 6 | 8 | 14 | 13 | 7 | 7 |
| 10:00 | * | * | * | * | 5 | 7 | 8 | 5 | 5 | 5 | 6 | 6 | 5 | 9 | 9 | 10 |
| 11:00 | * | * | 8 | 9 | 3 | 8 | 8 | 7 | 12 | 5 | 8 | 7 | 17 | 14 | 7 | 8 |
| 12:00 PM | * | * | 4 | 3 | 10 | 10 | 7 | 7 | 10 | 6 | 8 | 6 | 21 | 21 | 10 | 6 |
| 01:00 | * | * | 12 | 7 | 4 | 6 | 10 | 8 | 12 | 10 | 10 | 8 | 16 | 22 | 10 | 7 |
| 02:00 | * | * | 12 | 8 | 11 | 6 | 12 | 10 | 10 | 10 | 11 | 8 | 6 | 9 | 12 | 8 |
| 03:00 | * | * | 12 | 1 | 13 | 11 | 15 | 18 | 20 | 9 | 15 | 10 | 14 | 9 | 11 | 6 |
| 04:00 | * | * | 23 | 0 | 30 | 23 | 18 | 9 | 15 | 10 | 22 | 10 | 9 | 10 | 15 | 7 |
| 05:00 | * | * | 10 | 5 | 17 | 7 | 18 | 7 | 18 | 5 | 16 | 6 | 10 | 5 | 4 | 6 |
| 06:00 | * | * | 13 | 4 | 15 | 10 | 9 | 5 | 16 | 9 | 13 | 7 | 7 | 11 | 16 | 3 |
| 07:00 | * | * | 13 | 8 | 20 | 7 | 10 | 7 | 11 | 2 | 14 | 6 | 8 | 4 | 14 | 5 |
| 08:00 | * | * | 9 | 3 | 4 | 1 | 10 | 5 | 6 | 5 | 7 | 4 | 12 | 6 | 10 | 10 |
| 09:00 | * | * | 3 | 1 | 7 | 2 | 4 | 3 | 10 | 4 | 6 | 2 | 12 | 6 | 4 | 4 |
| 10:00 | * | * | 3 | 1 | 4 | 3 | 6 | 2 | 2 | 1 | 4 | 2 | 5 | 2 | 1 | 0 |
| 11:00 | * | * | 2 | 0 | 2 | 4 | 4 | 1 | 1 | 1 | 2 | 2 | 2 | 2 | 0 | 0 |
| Total Day | 0 | 0 | 124 | 50 | 182 | 153 | 164 | 146 | 175 | 126 | 172 | 132 | 175 | 170 | 147 | 104 |
| AM Peak | - | - | 11:00 | 11:00 | 07:00 | 06:00 | 08:00 | 07:00 | 11:00 | 07:00 | 07:00 | 07:00 | 11:00 | 11:00 | 10:00 | 10:00 |
| Vol. | - | - | 8 | 9 | 16 | 12 | 8 | 16 | 12 | 15 | 10 | 14 | 17 | 14 | 9 | 10 |
| PM Peak | - | - | 16:00 | 14:00 | 16:00 | 16:00 | 16:00 | 15:00 | 15:00 | 13:00 | 16:00 | 15:00 | 12:00 | 13:00 | 18:00 | 20:00 |
| Vol. | - | - | 23 | 8 | 30 | 23 | 18 | 18 | 20 | 10 | 22 | 10 | 21 | 22 | 16 | 10 |

City of San Clemente Engineering Division

Project: Avenida San Fernando Speed Humps
Survey Location: San Fernando E. El Carmino Real

San Fernando 110 E ECR_P
Date Start: 24-Apr-18
Date End: 03-May-18

| Start Time | 30-Apr-18 | | Tue | | Wed | | Thu | | Fri | | Weekday Average | | Sat | | Sun | |
|--------------|------------|-----------|------------|------------|------------|------------|-----------|-----------|----------|----------|-----------------|------------|----------|----------|----------|----------|
| | EB | WB | EB | WB | EB | WB | EB | WB | EB | WB | EB | WB | EB | WB | EB | WB |
| 12:00 AM | 1 | 1 | 1 | 0 | 0 | 0 | 2 | 0 | * | * | 1 | 0 | * | * | * | * |
| 01:00 | 0 | 0 | 1 | 0 | 0 | 0 | 0 | 0 | * | * | 0 | 0 | * | * | * | * |
| 02:00 | 0 | 0 | 0 | 0 | 0 | 0 | 0 | 0 | * | * | 0 | 0 | * | * | * | * |
| 03:00 | 0 | 0 | 0 | 1 | 0 | 0 | 0 | 0 | * | * | 0 | 0 | * | * | * | * |
| 04:00 | 0 | 0 | 0 | 0 | 0 | 0 | 0 | 1 | * | * | 0 | 0 | * | * | * | * |
| 05:00 | 0 | 4 | 0 | 1 | 1 | 4 | 1 | 3 | * | * | 0 | 3 | * | * | * | * |
| 06:00 | 1 | 6 | 6 | 9 | 1 | 7 | 1 | 7 | * | * | 2 | 7 | * | * | * | * |
| 07:00 | 6 | 15 | 6 | 14 | 5 | 12 | 6 | 12 | * | * | 6 | 13 | * | * | * | * |
| 08:00 | 11 | 5 | 10 | 17 | 16 | 10 | 11 | 12 | * | * | 12 | 11 | * | * | * | * |
| 09:00 | 10 | 9 | 3 | 7 | 5 | 11 | 9 | 9 | * | * | 7 | 9 | * | * | * | * |
| 10:00 | 8 | 4 | 4 | 11 | 9 | 7 | 13 | 13 | * | * | 8 | 9 | * | * | * | * |
| 11:00 | 4 | 5 | 10 | 6 | 6 | 6 | 5 | 9 | * | * | 6 | 6 | * | * | * | * |
| 12:00 PM | 5 | 8 | 12 | 6 | 5 | 8 | 6 | 6 | * | * | 7 | 7 | * | * | * | * |
| 01:00 | 8 | 2 | 16 | 8 | 8 | 4 | 10 | 5 | * | * | 10 | 5 | * | * | * | * |
| 02:00 | 8 | 11 | 7 | 10 | 21 | 17 | * | * | * | * | 12 | 13 | * | * | * | * |
| 03:00 | 14 | 5 | 13 | 11 | 9 | 9 | * | * | * | * | 12 | 8 | * | * | * | * |
| 04:00 | 18 | 6 | 17 | 8 | 17 | 5 | * | * | * | * | 17 | 6 | * | * | * | * |
| 05:00 | 11 | 6 | 20 | 11 | 15 | 8 | * | * | * | * | 15 | 8 | * | * | * | * |
| 06:00 | 11 | 4 | 17 | 8 | 15 | 4 | * | * | * | * | 14 | 5 | * | * | * | * |
| 07:00 | 14 | 2 | 16 | 7 | 8 | 4 | * | * | * | * | 13 | 4 | * | * | * | * |
| 08:00 | 5 | 2 | 7 | 2 | 4 | 4 | * | * | * | * | 5 | 3 | * | * | * | * |
| 09:00 | 4 | 2 | 4 | 0 | 6 | 5 | * | * | * | * | 5 | 2 | * | * | * | * |
| 10:00 | 2 | 1 | 4 | 1 | 4 | 1 | * | * | * | * | 3 | 1 | * | * | * | * |
| 11:00 | 6 | 1 | 1 | 1 | 0 | 0 | * | * | * | * | 2 | 1 | * | * | * | * |
| Total | 147 | 99 | 175 | 139 | 155 | 126 | 64 | 77 | 0 | 0 | 157 | 121 | 0 | 0 | 0 | 0 |
| Day | 246 | | 314 | | 281 | | 141 | | 0 | | 278 | | 0 | | 0 | |
| AM Peak | 08:00 | 07:00 | 08:00 | 08:00 | 08:00 | 07:00 | 10:00 | 10:00 | - | - | 08:00 | 07:00 | - | - | - | - |
| Vol. | 11 | 15 | 10 | 17 | 16 | 12 | 13 | 13 | - | - | 12 | 13 | - | - | - | - |
| PM Peak | 16:00 | 14:00 | 17:00 | 15:00 | 14:00 | 14:00 | 13:00 | 12:00 | - | - | 16:00 | 14:00 | - | - | - | - |
| Vol. | 18 | 11 | 20 | 11 | 21 | 17 | 10 | 6 | - | - | 17 | 13 | - | - | - | - |

| | | | | | | | | |
|-------------|---------|----------|-----|-----|-----|-----|-----|-----|
| Comb. Total | 246 | 488 | 616 | 451 | 301 | 582 | 345 | 251 |
| ADT | ADT 294 | AADT 294 | | | | | | |

City of San Clemente Engineering Division

Project: Avenida San Fernando Speed Humps
Survey Location: San Fernando W. San Luis Rey

San Fernando 128 W San Luis Rey_P
Date Start: 24-Apr-18
Date End: 03-May-18

| Start Time | 23-Apr-18 | | Tue | | Wed | | Thu | | Fri | | Weekday Average | | Sat | | Sun | |
|--------------|-----------|----------|-----------|-----------|------------|-----------|------------|-----------|------------|-----------|-----------------|-----------|------------|-----------|-----------|-----------|
| | EB | WB | EB | WB | EB | WB | EB | WB | EB | WB | EB | WB | EB | WB | EB | WB |
| 12:00 AM | * | * | * | * | 0 | 1 | 0 | 1 | 0 | 0 | 0 | 1 | 0 | 0 | 1 | 0 |
| 01:00 | * | * | * | * | 0 | 0 | 0 | 0 | 0 | 0 | 0 | 0 | 0 | 0 | 0 | 0 |
| 02:00 | * | * | * | * | 0 | 0 | 1 | 1 | 1 | 0 | 1 | 0 | 2 | 2 | 0 | 0 |
| 03:00 | * | * | * | * | 0 | 0 | 0 | 0 | 0 | 0 | 0 | 0 | 0 | 0 | 0 | 0 |
| 04:00 | * | * | * | * | 0 | 0 | 2 | 0 | 0 | 0 | 1 | 0 | 1 | 0 | 0 | 0 |
| 05:00 | * | * | * | * | 1 | 1 | 1 | 0 | 1 | 2 | 1 | 1 | 1 | 0 | 2 | 0 |
| 06:00 | * | * | * | * | 3 | 3 | 2 | 6 | 1 | 2 | 2 | 4 | 0 | 2 | 0 | 1 |
| 07:00 | * | * | * | * | 11 | 5 | 2 | 5 | 7 | 5 | 7 | 5 | 2 | 5 | 2 | 1 |
| 08:00 | * | * | * | * | 6 | 5 | 5 | 5 | 6 | 5 | 6 | 5 | 6 | 3 | 8 | 3 |
| 09:00 | * | * | * | * | 10 | 0 | 8 | 9 | 3 | 1 | 7 | 3 | 7 | 6 | 6 | 7 |
| 10:00 | * | * | * | * | 8 | 0 | 5 | 3 | 2 | 2 | 5 | 2 | 7 | 2 | 2 | 4 |
| 11:00 | * | * | * | * | 7 | 0 | 9 | 4 | 10 | 6 | 9 | 3 | 8 | 5 | 5 | 4 |
| 12:00 PM | * | * | 3 | 4 | 14 | 0 | 6 | 5 | 8 | 4 | 8 | 3 | 9 | 9 | 7 | 5 |
| 01:00 | * | * | 8 | 4 | 5 | 0 | 8 | 4 | 6 | 8 | 7 | 4 | 8 | 10 | 6 | 5 |
| 02:00 | * | * | 7 | 4 | 5 | 5 | 7 | 5 | 7 | 5 | 6 | 5 | 3 | 2 | 9 | 6 |
| 03:00 | * | * | 9 | 5 | 11 | 10 | 9 | 7 | 10 | 9 | 10 | 8 | 5 | 7 | 7 | 3 |
| 04:00 | * | * | 11 | 10 | 14 | 7 | 10 | 6 | 8 | 5 | 11 | 7 | 5 | 3 | 7 | 5 |
| 05:00 | * | * | 7 | 3 | 7 | 5 | 12 | 4 | 12 | 5 | 10 | 4 | 9 | 3 | 5 | 5 |
| 06:00 | * | * | 4 | 6 | 9 | 6 | 6 | 6 | 7 | 5 | 6 | 6 | 4 | 8 | 5 | 5 |
| 07:00 | * | * | 7 | 3 | 11 | 4 | 5 | 3 | 6 | 0 | 7 | 2 | 5 | 3 | 7 | 3 |
| 08:00 | * | * | 6 | 2 | 3 | 3 | 3 | 5 | 5 | 2 | 4 | 3 | 8 | 6 | 7 | 11 |
| 09:00 | * | * | 1 | 0 | 4 | 2 | 1 | 2 | 9 | 4 | 4 | 2 | 7 | 4 | 2 | 3 |
| 10:00 | * | * | 2 | 1 | 4 | 3 | 3 | 1 | 0 | 0 | 2 | 1 | 4 | 1 | 0 | 0 |
| 11:00 | * | * | 1 | 0 | 0 | 2 | 3 | 2 | 2 | 1 | 2 | 1 | 2 | 2 | 0 | 0 |
| Total | 0 | 0 | 66 | 42 | 133 | 62 | 108 | 84 | 111 | 71 | 116 | 70 | 103 | 83 | 88 | 71 |
| Day | 0 | 0 | 108 | 42 | 195 | 62 | 108 | 84 | 111 | 71 | 186 | 70 | 186 | 83 | 159 | 71 |
| AM Peak | - | - | - | - | 07:00 | 07:00 | 11:00 | 09:00 | 11:00 | 11:00 | 11:00 | 07:00 | 11:00 | 09:00 | 08:00 | 09:00 |
| Vol. | - | - | - | - | 11 | 5 | 9 | 9 | 10 | 6 | 9 | 5 | 8 | 6 | 8 | 7 |
| PM Peak | - | - | 16:00 | 16:00 | 12:00 | 15:00 | 17:00 | 15:00 | 17:00 | 15:00 | 16:00 | 15:00 | 12:00 | 13:00 | 14:00 | 20:00 |
| Vol. | - | - | 11 | 10 | 14 | 10 | 12 | 7 | 12 | 9 | 11 | 8 | 9 | 10 | 9 | 11 |

City of San Clemente Engineering Division

Project: Avenida San Fernando Speed Humps
Survey Location: San Fernando W. San Luis Rey

San Fernando 128 W San Luis Rey_P
Date Start: 24-Apr-18
Date End: 03-May-18

| Start Time | 30-Apr-18 | | Tue | | Wed | | Thu | | Fri | | Weekday Average | | Sat | | Sun | |
|--------------|-----------|-----------|------------|-----------|------------|-----------|-----------|-----------|----------|----------|-----------------|-----------|----------|----------|----------|----------|
| | EB | WB | EB | WB | EB | WB | EB | WB | EB | WB | EB | WB | EB | WB | EB | WB |
| 12:00 AM | 1 | 1 | 0 | 0 | 0 | 0 | 2 | 1 | * | * | 1 | 0 | * | * | * | * |
| 01:00 | 0 | 0 | 1 | 0 | 0 | 0 | 0 | 0 | * | * | 0 | 0 | * | * | * | * |
| 02:00 | 0 | 0 | 0 | 0 | 0 | 0 | 0 | 0 | * | * | 0 | 0 | * | * | * | * |
| 03:00 | 0 | 0 | 0 | 2 | 0 | 0 | 0 | 0 | * | * | 0 | 0 | * | * | * | * |
| 04:00 | 1 | 0 | 0 | 0 | 0 | 0 | 0 | 1 | * | * | 0 | 0 | * | * | * | * |
| 05:00 | 0 | 3 | 0 | 0 | 2 | 2 | 1 | 0 | * | * | 1 | 1 | * | * | * | * |
| 06:00 | 2 | 2 | 3 | 2 | 2 | 2 | 2 | 4 | * | * | 2 | 2 | * | * | * | * |
| 07:00 | 5 | 3 | 3 | 2 | 7 | 3 | 4 | 4 | * | * | 5 | 3 | * | * | * | * |
| 08:00 | 9 | 1 | 9 | 7 | 9 | 8 | 5 | 5 | * | * | 8 | 5 | * | * | * | * |
| 09:00 | 8 | 3 | 1 | 4 | 5 | 5 | 6 | 4 | * | * | 5 | 4 | * | * | * | * |
| 10:00 | 3 | 1 | 3 | 6 | 5 | 4 | 7 | 6 | * | * | 4 | 4 | * | * | * | * |
| 11:00 | 5 | 4 | 8 | 4 | 7 | 4 | 7 | 5 | * | * | 7 | 4 | * | * | * | * |
| 12:00 PM | 4 | 4 | 9 | 4 | 5 | 6 | 7 | 5 | * | * | 6 | 5 | * | * | * | * |
| 01:00 | 7 | 2 | 12 | 10 | 3 | 6 | 9 | 4 | * | * | 8 | 6 | * | * | * | * |
| 02:00 | 7 | 7 | 5 | 7 | 12 | 11 | * | * | * | * | 8 | 8 | * | * | * | * |
| 03:00 | 6 | 3 | 10 | 6 | 10 | 8 | * | * | * | * | 9 | 6 | * | * | * | * |
| 04:00 | 9 | 7 | 12 | 5 | 15 | 6 | * | * | * | * | 12 | 6 | * | * | * | * |
| 05:00 | 6 | 4 | 14 | 6 | 12 | 9 | * | * | * | * | 11 | 6 | * | * | * | * |
| 06:00 | 9 | 2 | 11 | 11 | 4 | 3 | * | * | * | * | 8 | 5 | * | * | * | * |
| 07:00 | 4 | 2 | 13 | 6 | 4 | 1 | * | * | * | * | 7 | 3 | * | * | * | * |
| 08:00 | 4 | 4 | 4 | 1 | 5 | 4 | * | * | * | * | 4 | 3 | * | * | * | * |
| 09:00 | 1 | 0 | 3 | 0 | 3 | 2 | * | * | * | * | 2 | 1 | * | * | * | * |
| 10:00 | 1 | 1 | 1 | 1 | 2 | 2 | * | * | * | * | 1 | 1 | * | * | * | * |
| 11:00 | 5 | 0 | 0 | 0 | 0 | 0 | * | * | * | * | 2 | 0 | * | * | * | * |
| Total | 97 | 54 | 122 | 84 | 112 | 86 | 50 | 39 | 0 | 0 | 111 | 73 | 0 | 0 | 0 | 0 |
| Day | 151 | | 206 | | 198 | | 89 | | 0 | | 184 | | 0 | | 0 | |
| AM Peak | 08:00 | 11:00 | 08:00 | 08:00 | 08:00 | 08:00 | 10:00 | 10:00 | - | - | 08:00 | 08:00 | - | - | - | - |
| Vol. | 9 | 4 | 9 | 7 | 9 | 8 | 7 | 6 | - | - | 8 | 5 | - | - | - | - |
| PM Peak | 16:00 | 14:00 | 17:00 | 18:00 | 16:00 | 14:00 | 13:00 | 12:00 | - | - | 16:00 | 14:00 | - | - | - | - |
| Vol. | 9 | 7 | 14 | 11 | 15 | 11 | 9 | 5 | - | - | 12 | 8 | - | - | - | - |

| | | | | | | | | |
|-------------|---------|----------|-----|-----|-----|-----|-----|-----|
| Comb. Total | 151 | 314 | 393 | 281 | 182 | 370 | 186 | 159 |
| ADT | ADT 182 | AADT 182 | | | | | | |

Transportation Studies, Inc.

2640 Walnut Avenue, Suite L
Tustin, CA. 92780

Location : AVENIDA SAN GABRIEL
Segment : E/O EL CAMINO REAL
Client : CITY SAN CLEMENT

Site: AN CLEMENTE
Date: 01/31/19

| Interval | EB | | | | WB | | | | Combined | | Day: | Thursday |
|------------|-------|-------|-------|-----|-------|-------|-------|-----|----------|-------|-------|----------|
| | AM | | PM | | AM | | PM | | AM | PM | | |
| 12:00 | 1 | 5 | 55 | 207 | 3 | 3 | 49 | 162 | 4 | 8 | 104 | 369 |
| 12:15 | 3 | | 44 | | 0 | | 39 | | 3 | | 83 | |
| 12:30 | 0 | | 56 | | 0 | | 36 | | 0 | | 92 | |
| 12:45 | 1 | | 52 | | 0 | | 38 | | 1 | | 90 | |
| 01:00 | 1 | 4 | 54 | 151 | 1 | 1 | 40 | 128 | 2 | 5 | 94 | 279 |
| 01:15 | 0 | | 37 | | 0 | | 21 | | 0 | | 58 | |
| 01:30 | 3 | | 28 | | 0 | | 32 | | 3 | | 60 | |
| 01:45 | 0 | | 32 | | 0 | | 35 | | 0 | | 67 | |
| 02:00 | 0 | 1 | 38 | 167 | 1 | 1 | 33 | 108 | 1 | 2 | 71 | 275 |
| 02:15 | 0 | | 31 | | 0 | | 25 | | 0 | | 56 | |
| 02:30 | 1 | | 52 | | 0 | | 31 | | 1 | | 83 | |
| 02:45 | 0 | | 46 | | 0 | | 19 | | 0 | | 65 | |
| 03:00 | 1 | 2 | 42 | 148 | 0 | 1 | 26 | 108 | 1 | 3 | 68 | 256 |
| 03:15 | 0 | | 30 | | 0 | | 24 | | 0 | | 54 | |
| 03:30 | 0 | | 37 | | 0 | | 34 | | 0 | | 71 | |
| 03:45 | 1 | | 39 | | 1 | | 24 | | 2 | | 63 | |
| 04:00 | 1 | 6 | 45 | 162 | 2 | 22 | 32 | 125 | 3 | 28 | 77 | 287 |
| 04:15 | 3 | | 42 | | 4 | | 26 | | 7 | | 68 | |
| 04:30 | 2 | | 41 | | 10 | | 22 | | 12 | | 63 | |
| 04:45 | 0 | | 34 | | 6 | | 45 | | 6 | | 79 | |
| 05:00 | 1 | 13 | 51 | 204 | 8 | 33 | 22 | 127 | 9 | 46 | 73 | 331 |
| 05:15 | 0 | | 48 | | 5 | | 42 | | 5 | | 90 | |
| 05:30 | 4 | | 53 | | 10 | | 38 | | 14 | | 91 | |
| 05:45 | 8 | | 52 | | 10 | | 25 | | 18 | | 77 | |
| 06:00 | 2 | 23 | 46 | 164 | 10 | 83 | 24 | 75 | 12 | 106 | 70 | 239 |
| 06:15 | 2 | | 38 | | 23 | | 18 | | 25 | | 56 | |
| 06:30 | 9 | | 40 | | 28 | | 14 | | 37 | | 54 | |
| 06:45 | 10 | | 40 | | 22 | | 19 | | 32 | | 59 | |
| 07:00 | 20 | 110 | 34 | 124 | 34 | 200 | 17 | 56 | 54 | 310 | 51 | 180 |
| 07:15 | 20 | | 35 | | 46 | | 8 | | 66 | | 43 | |
| 07:30 | 34 | | 29 | | 75 | | 20 | | 109 | | 49 | |
| 07:45 | 36 | | 26 | | 45 | | 11 | | 81 | | 37 | |
| 08:00 | 37 | 130 | 30 | 107 | 50 | 200 | 12 | 37 | 87 | 330 | 42 | 144 |
| 08:15 | 17 | | 29 | | 46 | | 8 | | 63 | | 37 | |
| 08:30 | 42 | | 22 | | 36 | | 11 | | 78 | | 33 | |
| 08:45 | 34 | | 26 | | 68 | | 6 | | 102 | | 32 | |
| 09:00 | 40 | 139 | 28 | 87 | 44 | 162 | 10 | 34 | 84 | 301 | 38 | 121 |
| 09:15 | 30 | | 23 | | 32 | | 13 | | 62 | | 36 | |
| 09:30 | 38 | | 19 | | 46 | | 5 | | 84 | | 24 | |
| 09:45 | 31 | | 17 | | 40 | | 6 | | 71 | | 23 | |
| 10:00 | 34 | 139 | 15 | 50 | 38 | 165 | 6 | 24 | 72 | 304 | 21 | 74 |
| 10:15 | 32 | | 13 | | 35 | | 6 | | 67 | | 19 | |
| 10:30 | 37 | | 14 | | 54 | | 7 | | 91 | | 21 | |
| 10:45 | 36 | | 8 | | 38 | | 5 | | 74 | | 13 | |
| 11:00 | 37 | 179 | 11 | 31 | 28 | 166 | 1 | 13 | 65 | 345 | 12 | 44 |
| 11:15 | 44 | | 9 | | 50 | | 4 | | 94 | | 13 | |
| 11:30 | 45 | | 5 | | 46 | | 6 | | 91 | | 11 | |
| 11:45 | 53 | | 6 | | 42 | | 2 | | 95 | | 8 | |
| Totals | 751 | | 1,602 | | 1,037 | | 997 | | 1,788 | | 2,599 | |
| Split% | 42.0 | | 61.6 | | 58.0 | | 38.4 | | | | | |
| Day Totals | | 2,353 | | | | 2,034 | | | | 4,387 | | |
| Day Splits | | 53.6 | | | | 46.4 | | | | | | |
| Peak Hour | 11:00 | | 12:00 | | 07:15 | | 12:00 | | 11:00 | | 12:00 | |
| Volume | 179 | | 207 | | 216 | | 162 | | 345 | | 369 | |
| Factor | 0.84 | | 0.92 | | 0.72 | | 0.83 | | 0.91 | | 0.89 | |

Transportation Studies, Inc.

2640 Walnut Avenue, Suite L
Tustin, CA. 92780

Location : AVENIDA SAN JUAN
Segment : E/O EL CAMINO REAL
Client : CITY SAN CLEMENT

Site: AN CLEMENTE
Date: 01/31/19

| Interval | EB | | | | WB | | | | Combined | | Day: | Thursday |
|------------|-------|-------|-------|-----|-------|-------|-------|-----|----------|-------|-------|----------|
| | AM | | PM | | AM | | PM | | AM | PM | | |
| 12:00 | 0 | 2 | 26 | 110 | 1 | 1 | 16 | 82 | 1 | 3 | 42 | 192 |
| 12:15 | 2 | | 24 | | 0 | | 34 | | 2 | | 58 | |
| 12:30 | 0 | | 34 | | 0 | | 16 | | 0 | | 50 | |
| 12:45 | 0 | | 26 | | 0 | | 16 | | 0 | | 42 | |
| 01:00 | 0 | 1 | 42 | 111 | 0 | 1 | 15 | 61 | 0 | 2 | 57 | 172 |
| 01:15 | 0 | | 22 | | 0 | | 12 | | 0 | | 34 | |
| 01:30 | 1 | | 16 | | 1 | | 12 | | 2 | | 28 | |
| 01:45 | 0 | | 31 | | 0 | | 22 | | 0 | | 53 | |
| 02:00 | 0 | 0 | 18 | 99 | 2 | 2 | 21 | 74 | 2 | 2 | 39 | 173 |
| 02:15 | 0 | | 22 | | 0 | | 26 | | 0 | | 48 | |
| 02:30 | 0 | | 22 | | 0 | | 17 | | 0 | | 39 | |
| 02:45 | 0 | | 37 | | 0 | | 10 | | 0 | | 47 | |
| 03:00 | 0 | 1 | 28 | 104 | 0 | 0 | 6 | 47 | 0 | 1 | 34 | 151 |
| 03:15 | 0 | | 26 | | 0 | | 20 | | 0 | | 46 | |
| 03:30 | 0 | | 24 | | 0 | | 6 | | 0 | | 30 | |
| 03:45 | 1 | | 26 | | 0 | | 15 | | 1 | | 41 | |
| 04:00 | 0 | 1 | 28 | 113 | 0 | 6 | 24 | 95 | 0 | 7 | 52 | 208 |
| 04:15 | 0 | | 44 | | 0 | | 22 | | 0 | | 66 | |
| 04:30 | 0 | | 24 | | 0 | | 29 | | 0 | | 53 | |
| 04:45 | 1 | | 17 | | 6 | | 20 | | 7 | | 37 | |
| 05:00 | 2 | 14 | 31 | 121 | 5 | 25 | 24 | 118 | 7 | 39 | 55 | 239 |
| 05:15 | 4 | | 40 | | 4 | | 42 | | 8 | | 82 | |
| 05:30 | 5 | | 20 | | 4 | | 24 | | 9 | | 44 | |
| 05:45 | 3 | | 30 | | 12 | | 28 | | 15 | | 58 | |
| 06:00 | 2 | 11 | 17 | 97 | 6 | 55 | 18 | 76 | 8 | 66 | 35 | 173 |
| 06:15 | 3 | | 30 | | 11 | | 26 | | 14 | | 56 | |
| 06:30 | 2 | | 27 | | 14 | | 12 | | 16 | | 39 | |
| 06:45 | 4 | | 23 | | 24 | | 20 | | 28 | | 43 | |
| 07:00 | 12 | 53 | 20 | 79 | 27 | 157 | 12 | 56 | 39 | 210 | 32 | 135 |
| 07:15 | 6 | | 21 | | 42 | | 18 | | 48 | | 39 | |
| 07:30 | 16 | | 18 | | 44 | | 4 | | 60 | | 22 | |
| 07:45 | 19 | | 20 | | 44 | | 22 | | 63 | | 42 | |
| 08:00 | 34 | 89 | 19 | 66 | 24 | 125 | 8 | 36 | 58 | 214 | 27 | 102 |
| 08:15 | 14 | | 15 | | 37 | | 6 | | 51 | | 21 | |
| 08:30 | 23 | | 17 | | 24 | | 12 | | 47 | | 29 | |
| 08:45 | 18 | | 15 | | 40 | | 10 | | 58 | | 25 | |
| 09:00 | 14 | 62 | 7 | 36 | 26 | 94 | 7 | 27 | 40 | 156 | 14 | 63 |
| 09:15 | 18 | | 11 | | 16 | | 6 | | 34 | | 17 | |
| 09:30 | 14 | | 9 | | 37 | | 8 | | 51 | | 17 | |
| 09:45 | 16 | | 9 | | 15 | | 6 | | 31 | | 15 | |
| 10:00 | 10 | 64 | 6 | 28 | 26 | 82 | 1 | 22 | 36 | 146 | 7 | 50 |
| 10:15 | 18 | | 5 | | 16 | | 5 | | 34 | | 10 | |
| 10:30 | 18 | | 15 | | 15 | | 11 | | 33 | | 26 | |
| 10:45 | 18 | | 2 | | 25 | | 5 | | 43 | | 7 | |
| 11:00 | 28 | 91 | 5 | 15 | 28 | 95 | 0 | 7 | 56 | 186 | 5 | 22 |
| 11:15 | 21 | | 5 | | 39 | | 2 | | 60 | | 7 | |
| 11:30 | 23 | | 3 | | 15 | | 3 | | 38 | | 6 | |
| 11:45 | 19 | | 2 | | 13 | | 2 | | 32 | | 4 | |
| Totals | 389 | | 979 | | 643 | | 701 | | 1,032 | | 1,680 | |
| Split% | 37.7 | | 58.3 | | 62.3 | | 41.7 | | | | | |
| Day Totals | | 1,368 | | | | 1,344 | | | | 2,712 | | |
| Day Splits | | 50.4 | | | | 49.6 | | | | | | |
| Peak Hour | 11:00 | | 12:15 | | 07:00 | | 05:00 | | 07:30 | | 05:00 | |
| Volume | 91 | | 126 | | 157 | | 118 | | 232 | | 239 | |
| Factor | 0.81 | | 0.75 | | 0.89 | | 0.70 | | 0.92 | | 0.73 | |

City of San Clemente Engineering Division

Project: Traffic Calming on San Luis Rey
Survey Location: btw San Dimas & Dominguez

San Luis Rey btw San Dimas_Dominguez_P
Date Start: 5/10/2019
Date End: 5/16/2019
Site Code: 129SANR
San Dimas
Dominguez

| Start Time | 5/6/2019 | | Tue | | Wed | | Thu | | Fri | | Sat | | Sun | | Week Average | | |
|------------|----------|----|-----|----|-----|----|-----|----|-----|-------|-------|-------|-------|-------|--------------|-------|-------|
| | SB | NB | SB | NB | SB | NB | SB | NB | SB | NB | SB | NB | SB | NB | SB | NB | |
| 12:00 AM | * | * | * | * | * | * | * | * | * | * | * | 1 | 2 | 2 | 0 | 2 | 1 |
| 01:00 | * | * | * | * | * | * | * | * | * | * | * | 0 | 1 | 1 | 0 | 0 | 0 |
| 02:00 | * | * | * | * | * | * | * | * | * | * | * | 0 | 0 | 0 | 0 | 0 | 0 |
| 03:00 | * | * | * | * | * | * | * | * | * | * | * | 1 | 0 | 1 | 0 | 1 | 0 |
| 04:00 | * | * | * | * | * | * | * | * | * | * | * | 0 | 1 | 0 | 1 | 0 | 1 |
| 05:00 | * | * | * | * | * | * | * | * | * | * | * | 0 | 2 | 0 | 2 | 0 | 2 |
| 06:00 | * | * | * | * | * | * | * | * | * | * | * | 3 | 3 | 2 | 6 | 2 | 4 |
| 07:00 | * | * | * | * | * | * | * | * | * | * | * | 4 | 9 | 5 | 7 | 4 | 8 |
| 08:00 | * | * | * | * | * | * | * | * | * | * | * | 12 | 8 | 8 | 8 | 10 | 8 |
| 09:00 | * | * | * | * | * | * | * | * | * | * | * | 11 | 19 | 12 | 13 | 12 | 16 |
| 10:00 | * | * | * | * | * | * | * | * | * | * | * | 18 | 14 | 11 | 8 | 14 | 11 |
| 11:00 | * | * | * | * | * | * | * | * | * | * | * | 32 | 16 | 15 | 18 | 24 | 17 |
| 12:00 PM | * | * | * | * | * | * | * | * | * | * | * | 11 | 9 | 18 | 21 | 14 | 15 |
| 01:00 | * | * | * | * | * | * | * | * | * | * | * | 20 | 12 | 11 | 14 | 16 | 13 |
| 02:00 | * | * | * | * | * | * | * | * | * | * | * | 29 | 13 | 16 | 8 | 22 | 10 |
| 03:00 | * | * | * | * | * | * | * | * | * | * | * | 26 | 24 | 19 | 16 | 21 | 19 |
| 04:00 | * | * | * | * | * | * | * | * | * | * | * | 26 | 14 | 19 | 14 | 20 | 12 |
| 05:00 | * | * | * | * | * | * | * | * | * | * | * | 25 | 17 | 20 | 18 | 23 | 17 |
| 06:00 | * | * | * | * | * | * | * | * | * | * | * | 24 | 12 | 16 | 16 | 20 | 14 |
| 07:00 | * | * | * | * | * | * | * | * | * | * | * | 9 | 7 | 10 | 11 | 12 | 10 |
| 08:00 | * | * | * | * | * | * | * | * | * | * | * | 6 | 7 | 7 | 7 | 8 | 9 |
| 09:00 | * | * | * | * | * | * | * | * | * | * | * | 3 | 4 | 8 | 4 | 5 | 4 |
| 10:00 | * | * | * | * | * | * | * | * | * | * | * | 9 | 6 | 3 | 5 | 5 | 5 |
| 11:00 | * | * | * | * | * | * | * | * | * | * | * | 4 | 2 | 1 | 2 | 2 | 2 |
| Lane Day | 0 | 0 | 0 | 0 | 0 | 0 | 0 | 0 | 0 | 132 | 93 | 245 | 202 | 215 | 194 | 237 | 198 |
| AM Peak | - | - | - | - | - | - | - | - | - | - | - | 11:00 | 09:00 | 11:00 | 11:00 | 11:00 | 11:00 |
| Vol. | - | - | - | - | - | - | - | - | - | - | - | 32 | 19 | 15 | 18 | 24 | 17 |
| PM Peak | - | - | - | - | - | - | - | - | - | 15:00 | 15:00 | 14:00 | 17:00 | 17:00 | 12:00 | 17:00 | 15:00 |
| Vol. | - | - | - | - | - | - | - | - | - | 26 | 24 | 29 | 18 | 23 | 21 | 23 | 19 |

City of San Clemente Engineering Division

Project: Traffic Calming on San Luis Rey
Survey Location: btw San Dimas & Dominguez

San Luis Rey btw San Dimas_Dominguez_P
Date Start: 5/10/2019
Date End: 5/16/2019
Site Code: 129SANR
San Dimas
Dominguez

| Start Time | 5/13/2019 | | Tue | | Wed | | Thu | | Fri | | Sat | | Sun | | Week Average | |
|------------|-----------|-------|-------|-------|-------|-------|-------|-------|-----|----|-----|----|-----|----|--------------|-------|
| | SB | NB | SB | NB | SB | NB | SB | NB | SB | NB | SB | NB | SB | NB | SB | NB |
| 12:00 AM | 2 | 0 | 0 | 0 | 3 | 2 | 0 | 2 | * | * | * | * | * | * | 1 | 1 |
| 01:00 | 1 | 0 | 0 | 0 | 0 | 1 | 0 | 0 | * | * | * | * | * | * | 0 | 0 |
| 02:00 | 0 | 0 | 0 | 0 | 0 | 0 | 0 | 0 | * | * | * | * | * | * | 0 | 0 |
| 03:00 | 0 | 0 | 0 | 0 | 0 | 1 | 0 | 0 | * | * | * | * | * | * | 0 | 0 |
| 04:00 | 0 | 0 | 0 | 0 | 0 | 1 | 0 | 0 | * | * | * | * | * | * | 0 | 0 |
| 05:00 | 0 | 0 | 1 | 3 | 1 | 3 | 0 | 4 | * | * | * | * | * | * | 0 | 2 |
| 06:00 | 2 | 11 | 3 | 6 | 3 | 6 | 4 | 7 | * | * | * | * | * | * | 3 | 8 |
| 07:00 | 11 | 12 | 8 | 23 | 9 | 18 | 9 | 12 | * | * | * | * | * | * | 9 | 16 |
| 08:00 | 14 | 17 | 11 | 4 | 12 | 18 | 13 | 9 | * | * | * | * | * | * | 12 | 12 |
| 09:00 | 17 | 17 | 8 | 16 | 14 | 13 | 11 | 10 | * | * | * | * | * | * | 12 | 14 |
| 10:00 | 6 | 11 | 15 | 10 | 11 | 12 | 16 | 13 | * | * | * | * | * | * | 12 | 12 |
| 11:00 | 10 | 11 | 15 | 15 | 16 | 12 | 8 | 14 | * | * | * | * | * | * | 12 | 13 |
| 12:00 PM | 16 | 10 | 10 | 9 | 16 | 15 | 17 | 12 | * | * | * | * | * | * | 15 | 12 |
| 01:00 | 19 | 11 | 25 | 27 | 17 | 15 | 14 | 7 | * | * | * | * | * | * | 19 | 15 |
| 02:00 | 29 | 24 | 15 | 9 | 30 | 20 | * | * | * | * | * | * | * | * | 25 | 18 |
| 03:00 | 21 | 15 | 26 | 16 | 25 | 21 | * | * | * | * | * | * | * | * | 24 | 17 |
| 04:00 | 27 | 16 | 14 | 18 | 16 | 16 | * | * | * | * | * | * | * | * | 19 | 17 |
| 05:00 | 17 | 13 | 26 | 20 | 25 | 13 | * | * | * | * | * | * | * | * | 23 | 15 |
| 06:00 | 18 | 9 | 20 | 5 | 10 | 12 | * | * | * | * | * | * | * | * | 16 | 9 |
| 07:00 | 11 | 5 | 17 | 12 | 11 | 4 | * | * | * | * | * | * | * | * | 13 | 7 |
| 08:00 | 6 | 6 | 2 | 4 | 7 | 2 | * | * | * | * | * | * | * | * | 5 | 4 |
| 09:00 | 4 | 2 | 4 | 2 | 9 | 0 | * | * | * | * | * | * | * | * | 6 | 1 |
| 10:00 | 1 | 2 | 4 | 0 | 3 | 2 | * | * | * | * | * | * | * | * | 3 | 1 |
| 11:00 | 4 | 0 | 0 | 0 | 0 | 0 | * | * | * | * | * | * | * | * | 1 | 0 |
| Lane Day | 236 | 192 | 224 | 199 | 238 | 207 | 92 | 90 | 0 | 0 | 0 | 0 | 0 | 0 | 230 | 194 |
| AM Peak | 09:00 | 08:00 | 10:00 | 07:00 | 11:00 | 07:00 | 10:00 | 11:00 | - | - | - | - | - | - | 08:00 | 07:00 |
| Vol. | 17 | 17 | 15 | 23 | 16 | 18 | 16 | 14 | - | - | - | - | - | - | 12 | 16 |
| PM Peak | 14:00 | 14:00 | 15:00 | 13:00 | 14:00 | 15:00 | 12:00 | 12:00 | - | - | - | - | - | - | 14:00 | 14:00 |
| Vol. | 29 | 24 | 26 | 27 | 30 | 21 | 17 | 12 | - | - | - | - | - | - | 25 | 18 |

| | | | | | | | | |
|-------------|---------|----------|-----|-----|-----|-----|-----|-----|
| Comb. Total | 428 | 423 | 445 | 182 | 225 | 447 | 409 | 859 |
| ADT | ADT 433 | AADT 433 | | | | | | |

Transportation Studies, Inc.

2640 Walnut Avenue, Suite L
Tustin, CA. 92780

Location : AVENIDA SAN PALBO
Segment : E/O EL CAMINO REAL
Client : CITY SAN CLEMENT

Site: AN CLEMENTE
Date: 01/31/19

| Interval | WB | | | | WB | | | | Combined | | Day: | Thursday |
|------------|-----|-----|-----|----|-------|-------|-------|----|----------|-----|-------|----------|
| | AM | PM | AM | PM | AM | PM | AM | PM | | | | |
| 12:00 | 0 | 0 | 0 | 0 | 0 | 0 | 10 | 35 | 0 | 0 | 10 | 35 |
| 12:15 | 0 | | 0 | | 0 | | 9 | | 0 | | 9 | |
| 12:30 | 0 | | 0 | | 0 | | 10 | | 0 | | 10 | |
| 12:45 | 0 | | 0 | | 0 | | 6 | | 0 | | 6 | |
| 01:00 | 0 | 0 | 0 | 0 | 0 | 1 | 8 | 19 | 0 | 1 | 8 | 19 |
| 01:15 | 0 | | 0 | | 1 | | 0 | | 1 | | 0 | |
| 01:30 | 0 | | 0 | | 0 | | 5 | | 0 | | 5 | |
| 01:45 | 0 | | 0 | | 0 | | 6 | | 0 | | 6 | |
| 02:00 | 0 | 0 | 0 | 0 | 0 | 0 | 6 | 21 | 0 | 0 | 6 | 21 |
| 02:15 | 0 | | 0 | | 0 | | 6 | | 0 | | 6 | |
| 02:30 | 0 | | 0 | | 0 | | 7 | | 0 | | 7 | |
| 02:45 | 0 | | 0 | | 0 | | 2 | | 0 | | 2 | |
| 03:00 | 0 | 0 | 0 | 0 | 0 | 0 | 3 | 23 | 0 | 0 | 3 | 23 |
| 03:15 | 0 | | 0 | | 0 | | 4 | | 0 | | 4 | |
| 03:30 | 0 | | 0 | | 0 | | 5 | | 0 | | 5 | |
| 03:45 | 0 | | 0 | | 0 | | 11 | | 0 | | 11 | |
| 04:00 | 0 | 0 | 0 | 0 | 0 | 2 | 5 | 24 | 0 | 2 | 5 | 24 |
| 04:15 | 0 | | 0 | | 0 | | 0 | | 0 | | 0 | |
| 04:30 | 0 | | 0 | | 2 | | 9 | | 2 | | 9 | |
| 04:45 | 0 | | 0 | | 0 | | 10 | | 0 | | 10 | |
| 05:00 | 0 | 0 | 0 | 0 | 1 | 4 | 8 | 30 | 1 | 4 | 8 | 30 |
| 05:15 | 0 | | 0 | | 2 | | 10 | | 2 | | 10 | |
| 05:30 | 0 | | 0 | | 1 | | 5 | | 1 | | 5 | |
| 05:45 | 0 | | 0 | | 0 | | 7 | | 0 | | 7 | |
| 06:00 | 0 | 0 | 0 | 0 | 1 | 20 | 6 | 22 | 1 | 20 | 6 | 22 |
| 06:15 | 0 | | 0 | | 4 | | 3 | | 4 | | 3 | |
| 06:30 | 0 | | 0 | | 7 | | 6 | | 7 | | 6 | |
| 06:45 | 0 | | 0 | | 8 | | 7 | | 8 | | 7 | |
| 07:00 | 0 | 0 | 0 | 0 | 4 | 28 | 1 | 12 | 4 | 28 | 1 | 12 |
| 07:15 | 0 | | 0 | | 8 | | 2 | | 8 | | 2 | |
| 07:30 | 0 | | 0 | | 11 | | 9 | | 11 | | 9 | |
| 07:45 | 0 | | 0 | | 5 | | 0 | | 5 | | 0 | |
| 08:00 | 0 | 0 | 0 | 0 | 8 | 32 | 0 | 0 | 8 | 32 | 0 | 0 |
| 08:15 | 0 | | 0 | | 8 | | 0 | | 8 | | 0 | |
| 08:30 | 0 | | 0 | | 6 | | 0 | | 6 | | 0 | |
| 08:45 | 0 | | 0 | | 10 | | 0 | | 10 | | 0 | |
| 09:00 | 0 | 0 | 0 | 0 | 9 | 30 | 0 | 0 | 9 | 30 | 0 | 0 |
| 09:15 | 0 | | 0 | | 11 | | 0 | | 11 | | 0 | |
| 09:30 | 0 | | 0 | | 6 | | 0 | | 6 | | 0 | |
| 09:45 | 0 | | 0 | | 4 | | 0 | | 4 | | 0 | |
| 10:00 | 0 | 0 | 0 | 0 | 5 | 16 | 0 | 0 | 5 | 16 | 0 | 0 |
| 10:15 | 0 | | 0 | | 6 | | 0 | | 6 | | 0 | |
| 10:30 | 0 | | 0 | | 1 | | 0 | | 1 | | 0 | |
| 10:45 | 0 | | 0 | | 4 | | 0 | | 4 | | 0 | |
| 11:00 | 0 | 0 | 0 | 0 | 3 | 26 | 0 | 0 | 3 | 26 | 0 | 0 |
| 11:15 | 0 | | 0 | | 14 | | 0 | | 14 | | 0 | |
| 11:30 | 0 | | 0 | | 8 | | 0 | | 8 | | 0 | |
| 11:45 | 0 | | 0 | | 1 | | 0 | | 1 | | 0 | |
| Totals | 0 | | 0 | | 159 | | 186 | | 159 | | 186 | |
| Split% | 0.0 | | 0.0 | | 100.0 | | 100.0 | | | | | |
| Day Totals | | 0 | | | | 345 | | | | 345 | | |
| Day Splits | | 0.0 | | | | 100.0 | | | | | | |
| Peak Hour | * | | * | | 08:30 | | 04:30 | | 08:30 | | 04:30 | |
| Volume | * | | * | | 36 | | 37 | | 36 | | 37 | |
| Factor | * | | * | | 0.82 | | 0.93 | | 0.82 | | 0.93 | |

Transportation Studies, Inc.

2640 Walnut Avenue, Suite L
Tustin, CA. 92780

Location : AVENIDA SAN PABLO
Segment : E/O AVENIDA SALVADOR
Client : CITY SAN CLEMENT

Site: AN CLEMENTE
Date: 01/31/19

| Interval | EB | | | | WB | | | | Combined | | | | Day: | Thursday |
|------------|-------|-------|-------|-----|-------|-------|-------|-----|----------|-------|-------|-----|------|----------|
| | AM | | PM | | AM | | PM | | AM | | PM | | | |
| 12:00 | 2 | 4 | 33 | 145 | 0 | 0 | 28 | 117 | 2 | 4 | 61 | 262 | | |
| 12:15 | 2 | | 34 | | 0 | | 30 | | 2 | | 64 | | | |
| 12:30 | 0 | | 44 | | 0 | | 27 | | 0 | | 71 | | | |
| 12:45 | 0 | | 34 | | 0 | | 32 | | 0 | | 66 | | | |
| 01:00 | 1 | 4 | 42 | 123 | 1 | 2 | 28 | 112 | 2 | 6 | 70 | 235 | | |
| 01:15 | 0 | | 24 | | 1 | | 22 | | 1 | | 46 | | | |
| 01:30 | 3 | | 28 | | 0 | | 28 | | 3 | | 56 | | | |
| 01:45 | 0 | | 29 | | 0 | | 34 | | 0 | | 63 | | | |
| 02:00 | 0 | 2 | 25 | 125 | 1 | 1 | 26 | 89 | 1 | 3 | 51 | 214 | | |
| 02:15 | 0 | | 23 | | 0 | | 21 | | 0 | | 44 | | | |
| 02:30 | 1 | | 41 | | 0 | | 26 | | 1 | | 67 | | | |
| 02:45 | 1 | | 36 | | 0 | | 16 | | 1 | | 52 | | | |
| 03:00 | 2 | 3 | 30 | 106 | 0 | 1 | 26 | 98 | 2 | 4 | 56 | 204 | | |
| 03:15 | 0 | | 19 | | 0 | | 18 | | 0 | | 37 | | | |
| 03:30 | 0 | | 23 | | 0 | | 33 | | 0 | | 56 | | | |
| 03:45 | 1 | | 34 | | 1 | | 21 | | 2 | | 55 | | | |
| 04:00 | 1 | 8 | 34 | 131 | 2 | 17 | 24 | 106 | 3 | 25 | 58 | 237 | | |
| 04:15 | 3 | | 34 | | 4 | | 24 | | 7 | | 58 | | | |
| 04:30 | 4 | | 31 | | 5 | | 23 | | 9 | | 54 | | | |
| 04:45 | 0 | | 32 | | 6 | | 35 | | 6 | | 67 | | | |
| 05:00 | 0 | 6 | 36 | 148 | 6 | 26 | 15 | 103 | 6 | 32 | 51 | 251 | | |
| 05:15 | 0 | | 26 | | 3 | | 34 | | 3 | | 60 | | | |
| 05:30 | 2 | | 48 | | 8 | | 32 | | 10 | | 80 | | | |
| 05:45 | 4 | | 38 | | 9 | | 22 | | 13 | | 60 | | | |
| 06:00 | 1 | 12 | 42 | 134 | 8 | 78 | 26 | 83 | 9 | 90 | 68 | 217 | | |
| 06:15 | 0 | | 25 | | 23 | | 16 | | 23 | | 41 | | | |
| 06:30 | 7 | | 35 | | 26 | | 20 | | 33 | | 55 | | | |
| 06:45 | 4 | | 32 | | 21 | | 21 | | 25 | | 53 | | | |
| 07:00 | 12 | 71 | 28 | 98 | 33 | 163 | 18 | 56 | 45 | 234 | 46 | 154 | | |
| 07:15 | 17 | | 27 | | 36 | | 8 | | 53 | | 35 | | | |
| 07:30 | 18 | | 21 | | 56 | | 14 | | 74 | | 35 | | | |
| 07:45 | 24 | | 22 | | 38 | | 16 | | 62 | | 38 | | | |
| 08:00 | 26 | 84 | 22 | 68 | 49 | 179 | 10 | 29 | 75 | 263 | 32 | 97 | | |
| 08:15 | 12 | | 21 | | 40 | | 3 | | 52 | | 24 | | | |
| 08:30 | 23 | | 12 | | 31 | | 10 | | 54 | | 22 | | | |
| 08:45 | 23 | | 13 | | 59 | | 6 | | 82 | | 19 | | | |
| 09:00 | 20 | 99 | 17 | 62 | 32 | 136 | 10 | 32 | 52 | 235 | 27 | 94 | | |
| 09:15 | 25 | | 18 | | 22 | | 10 | | 47 | | 28 | | | |
| 09:30 | 30 | | 14 | | 44 | | 6 | | 74 | | 20 | | | |
| 09:45 | 24 | | 13 | | 38 | | 6 | | 62 | | 19 | | | |
| 10:00 | 28 | 106 | 9 | 35 | 34 | 129 | 2 | 13 | 62 | 235 | 11 | 48 | | |
| 10:15 | 25 | | 13 | | 27 | | 4 | | 52 | | 17 | | | |
| 10:30 | 25 | | 10 | | 32 | | 4 | | 57 | | 14 | | | |
| 10:45 | 28 | | 3 | | 36 | | 3 | | 64 | | 6 | | | |
| 11:00 | 24 | 130 | 10 | 23 | 22 | 141 | 0 | 9 | 46 | 271 | 10 | 32 | | |
| 11:15 | 32 | | 4 | | 38 | | 5 | | 70 | | 9 | | | |
| 11:30 | 37 | | 5 | | 42 | | 2 | | 79 | | 7 | | | |
| 11:45 | 37 | | 4 | | 39 | | 2 | | 76 | | 6 | | | |
| Totals | 529 | | 1,198 | | 873 | | 847 | | 1,402 | | 2,045 | | | |
| Split% | 37.7 | | 58.6 | | 62.3 | | 41.4 | | | | | | | |
| Day Totals | | 1,727 | | | | 1,720 | | | | 3,447 | | | | |
| Day Splits | | 50.1 | | | | 49.9 | | | | | | | | |
| Peak Hour | 11:00 | | 12:15 | | 07:30 | | 12:00 | | 11:00 | | 12:15 | | | |
| Volume | 130 | | 154 | | 183 | | 117 | | 271 | | 271 | | | |
| Factor | 0.88 | | 0.88 | | 0.82 | | 0.91 | | 0.86 | | 0.95 | | | |

City of San Clemente Engineering Division

Project: Speed Humps
Location: 314 Avenida Santa Barbara

Santa Barbara 314 pro
Site Code: 314SANTABARB

Date Start: 24-Mar-16
Date End: 01-Apr-16
Date Printed: 06-Apr-16

| Start Time | 21-Mar-16 | | Tue | | Wed | | Thu | | Fri | | Sat | | Sun | | Week Average | | |
|------------|-----------|----|-----|----|-----|----|-----|-------|-------|-------|-------|-------|-------|-------|--------------|-------|-------|
| | WB | EB | WB | EB | WB | EB | WB | EB | WB | EB | WB | EB | WB | EB | WB | EB | |
| 12:00 AM | * | * | * | * | * | * | * | * | 0 | 7 | 11 | 8 | 4 | 9 | 5 | 8 | |
| 01:00 | * | * | * | * | * | * | * | * | 0 | 9 | 5 | 1 | 7 | 3 | 4 | 4 | |
| 02:00 | * | * | * | * | * | * | * | * | 0 | 2 | 0 | 1 | 1 | 1 | 0 | 1 | |
| 03:00 | * | * | * | * | * | * | * | * | 0 | 5 | 3 | 6 | 1 | 1 | 1 | 4 | |
| 04:00 | * | * | * | * | * | * | * | * | 0 | 3 | 2 | 5 | 0 | 1 | 1 | 3 | |
| 05:00 | * | * | * | * | * | * | * | * | 0 | 5 | 5 | 4 | 2 | 4 | 2 | 4 | |
| 06:00 | * | * | * | * | * | * | * | * | 0 | 20 | 4 | 5 | 4 | 7 | 3 | 11 | |
| 07:00 | * | * | * | * | * | * | * | * | 38 | 46 | 17 | 23 | 14 | 11 | 23 | 27 | |
| 08:00 | * | * | * | * | * | * | * | * | 36 | 31 | 40 | 41 | 22 | 19 | 33 | 30 | |
| 09:00 | * | * | * | * | * | * | * | * | 34 | 29 | 62 | 51 | 41 | 35 | 46 | 38 | |
| 10:00 | * | * | * | * | * | * | * | 45 | 28 | 43 | 41 | 83 | 46 | 38 | 22 | 52 | 34 |
| 11:00 | * | * | * | * | * | * | * | 54 | 35 | 44 | 31 | 80 | 49 | 48 | 39 | 56 | 38 |
| 12:00 PM | * | * | * | * | * | * | * | 55 | 37 | 61 | 46 | 65 | 54 | 49 | 53 | 58 | 48 |
| 01:00 | * | * | * | * | * | * | * | 28 | 83 | 67 | 52 | 70 | 66 | 46 | 43 | 53 | 61 |
| 02:00 | * | * | * | * | * | * | * | 0 | 111 | 61 | 52 | 66 | 57 | 45 | 40 | 43 | 65 |
| 03:00 | * | * | * | * | * | * | * | 0 | 80 | 65 | 52 | 48 | 47 | 38 | 35 | 38 | 54 |
| 04:00 | * | * | * | * | * | * | * | 0 | 103 | 60 | 49 | 54 | 53 | 25 | 42 | 35 | 62 |
| 05:00 | * | * | * | * | * | * | * | 0 | 102 | 65 | 50 | 47 | 60 | 37 | 32 | 37 | 61 |
| 06:00 | * | * | * | * | * | * | * | 0 | 100 | 52 | 75 | 41 | 38 | 41 | 32 | 34 | 61 |
| 07:00 | * | * | * | * | * | * | * | 0 | 68 | 42 | 38 | 29 | 40 | 29 | 27 | 25 | 43 |
| 08:00 | * | * | * | * | * | * | * | 0 | 58 | 26 | 36 | 26 | 34 | 18 | 23 | 18 | 38 |
| 09:00 | * | * | * | * | * | * | * | 0 | 42 | 32 | 32 | 18 | 12 | 16 | 13 | 16 | 25 |
| 10:00 | * | * | * | * | * | * | * | 0 | 22 | 18 | 21 | 15 | 12 | 14 | 4 | 12 | 15 |
| 11:00 | * | * | * | * | * | * | * | 0 | 15 | 8 | 17 | 9 | 15 | 6 | 3 | 6 | 12 |
| Lane | 0 | 0 | 0 | 0 | 0 | 0 | 0 | 182 | 884 | 752 | 749 | 800 | 728 | 546 | 499 | 601 | 747 |
| Day | 0 | | 0 | | 0 | | | 1066 | | 1501 | | 1528 | | 1045 | | 1348 | |
| AM Peak | - | - | - | - | - | - | - | 11:00 | 11:00 | 11:00 | 07:00 | 10:00 | 09:00 | 11:00 | 11:00 | 11:00 | 09:00 |
| Vol. | - | - | - | - | - | - | - | 54 | 35 | 44 | 46 | 83 | 51 | 48 | 39 | 56 | 38 |
| PM Peak | - | - | - | - | - | - | - | 12:00 | 14:00 | 13:00 | 18:00 | 13:00 | 13:00 | 12:00 | 12:00 | 12:00 | 14:00 |
| Vol. | - | - | - | - | - | - | - | 55 | 111 | 67 | 75 | 70 | 66 | 49 | 53 | 58 | 65 |

City of San Clemente
Engineering Division

Project: Speed Humps
Location: 314 Avenida Santa Barbara

Santa Barbara 314 pro
Site Code: 314SANTABARB

Date Start: 24-Mar-16
Date End: 01-Apr-16
Date Printed: 06-Apr-16

| Start Time | 28-Mar-16 | | Tue | | Wed | | Thu | | Fri | | Sat | | Sun | | Week Average | |
|------------|-----------|-------|-------|-------|-------|-------|-------|-------|-------|-------|-----|----|-----|----|--------------|-------|
| | WB | EB | WB | EB | WB | EB | WB | EB | WB | EB | WB | EB | WB | EB | WB | EB |
| 12:00 AM | 2 | 2 | 0 | 2 | 0 | 0 | 7 | 3 | 5 | 3 | * | * | * | * | 3 | 2 |
| 01:00 | 1 | 0 | 0 | 0 | 0 | 1 | 3 | 1 | 5 | 1 | * | * | * | * | 2 | 1 |
| 02:00 | 1 | 0 | 0 | 2 | 1 | 1 | 1 | 0 | 1 | 1 | * | * | * | * | 1 | 1 |
| 03:00 | 1 | 2 | 0 | 0 | 0 | 1 | 3 | 1 | 0 | 1 | * | * | * | * | 1 | 1 |
| 04:00 | 1 | 1 | 0 | 4 | 1 | 3 | 1 | 4 | 3 | 2 | * | * | * | * | 1 | 3 |
| 05:00 | 3 | 6 | 0 | 5 | 1 | 1 | 2 | 3 | 2 | 4 | * | * | * | * | 2 | 4 |
| 06:00 | 6 | 6 | 0 | 19 | 11 | 10 | 9 | 12 | 7 | 10 | * | * | * | * | 7 | 11 |
| 07:00 | 34 | 19 | 0 | 64 | 35 | 29 | 43 | 31 | 38 | 35 | * | * | * | * | 30 | 36 |
| 08:00 | 23 | 29 | 0 | 69 | 47 | 30 | 35 | 30 | 52 | 36 | * | * | * | * | 31 | 39 |
| 09:00 | 34 | 28 | 0 | 79 | 25 | 37 | 35 | 33 | 35 | 32 | * | * | * | * | 26 | 42 |
| 10:00 | 38 | 27 | 27 | 43 | 43 | 24 | 35 | 36 | * | * | * | * | * | * | 36 | 32 |
| 11:00 | 43 | 30 | 42 | 37 | 35 | 42 | 47 | 40 | * | * | * | * | * | * | 42 | 37 |
| 12:00 PM | 27 | 36 | 41 | 33 | 39 | 33 | 45 | 79 | * | * | * | * | * | * | 38 | 45 |
| 01:00 | 45 | 28 | 28 | 43 | 51 | 36 | 47 | 43 | * | * | * | * | * | * | 43 | 38 |
| 02:00 | 35 | 36 | 38 | 56 | 47 | 54 | 42 | 56 | * | * | * | * | * | * | 40 | 50 |
| 03:00 | 46 | 34 | 39 | 46 | 52 | 40 | 48 | 33 | * | * | * | * | * | * | 46 | 38 |
| 04:00 | 48 | 36 | 32 | 47 | 48 | 48 | 55 | 43 | * | * | * | * | * | * | 46 | 44 |
| 05:00 | 43 | 44 | 43 | 34 | 48 | 56 | 52 | 42 | * | * | * | * | * | * | 46 | 44 |
| 06:00 | 35 | 43 | 49 | 53 | 52 | 34 | 52 | 53 | * | * | * | * | * | * | 47 | 46 |
| 07:00 | 32 | 34 | 38 | 33 | 24 | 43 | 41 | 40 | * | * | * | * | * | * | 34 | 38 |
| 08:00 | 20 | 25 | 27 | 34 | 20 | 20 | 24 | 28 | * | * | * | * | * | * | 23 | 27 |
| 09:00 | 8 | 34 | 12 | 19 | 18 | 21 | 15 | 22 | * | * | * | * | * | * | 13 | 24 |
| 10:00 | 0 | 9 | 12 | 12 | 17 | 16 | 15 | 8 | * | * | * | * | * | * | 11 | 11 |
| 11:00 | 0 | 5 | 4 | 4 | 1 | 9 | 5 | 8 | * | * | * | * | * | * | 2 | 6 |
| Lane | 526 | 514 | 432 | 738 | 616 | 589 | 662 | 649 | 148 | 125 | 0 | 0 | 0 | 0 | 571 | 620 |
| Day | 1040 | | 1170 | | 1205 | | 1311 | | 273 | | 0 | | 0 | | 1191 | |
| AM Peak | 11:00 | 11:00 | 11:00 | 09:00 | 08:00 | 11:00 | 11:00 | 11:00 | 08:00 | 08:00 | - | - | - | - | 11:00 | 09:00 |
| Vol. | 43 | 30 | 42 | 79 | 47 | 42 | 47 | 40 | 52 | 36 | - | - | - | - | 42 | 42 |
| PM Peak | 16:00 | 17:00 | 18:00 | 14:00 | 15:00 | 17:00 | 16:00 | 12:00 | - | - | - | - | - | - | 18:00 | 14:00 |
| Vol. | 48 | 44 | 49 | 56 | 52 | 56 | 55 | 79 | - | - | - | - | - | - | 47 | 50 |

| | | | | | | | | |
|-------------|-----------|------------|------|------|------|------|------|------|
| Comb. Total | 1040 | 1170 | 1205 | 2377 | 1774 | 1528 | 1045 | 2539 |
| ADT | ADT 1,268 | AADT 1,268 | | | | | | |

Transportation Studies, Inc.

2640 Walnut Avenue, Suite L
Tustin, CA. 92780

Location : AVENIDA SANTA MARGARITA
Segment : E/O ELCAMINO REAL
Client : CITY SAN CLEMENT

Site: AN CLEMENTE
Date: 02/19/19

| Interval | EB | | | | WB | | | | Combined | | | | Day: | Tuesday |
|------------|-------|------|-------|----|-------|------|-------|----|----------|-----|-------|----|------|---------|
| | AM | | PM | | AM | | PM | | AM | | PM | | | |
| 12:00 | 0 | 0 | 2 | 9 | 0 | 1 | 0 | 11 | 0 | 1 | 2 | 20 | | |
| 12:15 | 0 | | 3 | | 0 | | 4 | | 0 | | 7 | | | |
| 12:30 | 0 | | 4 | | 0 | | 4 | | 0 | | 8 | | | |
| 12:45 | 0 | | 0 | | 1 | | 3 | | 1 | | 3 | | | |
| 01:00 | 0 | 0 | 1 | 11 | 0 | 0 | 1 | 7 | 0 | 0 | 2 | 18 | | |
| 01:15 | 0 | | 3 | | 0 | | 2 | | 0 | | 5 | | | |
| 01:30 | 0 | | 3 | | 0 | | 2 | | 0 | | 5 | | | |
| 01:45 | 0 | | 4 | | 0 | | 2 | | 0 | | 6 | | | |
| 02:00 | 0 | 0 | 1 | 10 | 0 | 1 | 4 | 9 | 0 | 1 | 5 | 19 | | |
| 02:15 | 0 | | 3 | | 0 | | 1 | | 0 | | 4 | | | |
| 02:30 | 0 | | 2 | | 1 | | 2 | | 1 | | 4 | | | |
| 02:45 | 0 | | 4 | | 0 | | 2 | | 0 | | 6 | | | |
| 03:00 | 0 | 0 | 4 | 24 | 0 | 1 | 3 | 12 | 0 | 1 | 7 | 36 | | |
| 03:15 | 0 | | 10 | | 0 | | 2 | | 0 | | 12 | | | |
| 03:30 | 0 | | 6 | | 0 | | 3 | | 0 | | 9 | | | |
| 03:45 | 0 | | 4 | | 1 | | 4 | | 1 | | 8 | | | |
| 04:00 | 0 | 1 | 3 | 16 | 0 | 1 | 5 | 20 | 0 | 2 | 8 | 36 | | |
| 04:15 | 0 | | 4 | | 0 | | 5 | | 0 | | 9 | | | |
| 04:30 | 1 | | 3 | | 0 | | 4 | | 1 | | 7 | | | |
| 04:45 | 0 | | 6 | | 1 | | 6 | | 1 | | 12 | | | |
| 05:00 | 0 | 1 | 7 | 25 | 0 | 2 | 4 | 25 | 0 | 3 | 11 | 50 | | |
| 05:15 | 0 | | 6 | | 0 | | 5 | | 0 | | 11 | | | |
| 05:30 | 0 | | 7 | | 0 | | 7 | | 0 | | 14 | | | |
| 05:45 | 1 | | 5 | | 2 | | 9 | | 3 | | 14 | | | |
| 06:00 | 0 | 5 | 6 | 13 | 0 | 6 | 4 | 9 | 0 | 11 | 10 | 22 | | |
| 06:15 | 0 | | 2 | | 1 | | 1 | | 1 | | 3 | | | |
| 06:30 | 3 | | 4 | | 2 | | 2 | | 5 | | 6 | | | |
| 06:45 | 2 | | 1 | | 3 | | 2 | | 5 | | 3 | | | |
| 07:00 | 0 | 18 | 3 | 10 | 6 | 33 | 3 | 11 | 6 | 51 | 6 | 21 | | |
| 07:15 | 2 | | 2 | | 6 | | 4 | | 8 | | 6 | | | |
| 07:30 | 6 | | 1 | | 15 | | 1 | | 21 | | 2 | | | |
| 07:45 | 10 | | 4 | | 6 | | 3 | | 16 | | 7 | | | |
| 08:00 | 3 | 10 | 2 | 4 | 4 | 12 | 4 | 5 | 7 | 22 | 6 | 9 | | |
| 08:15 | 3 | | 0 | | 3 | | 1 | | 6 | | 1 | | | |
| 08:30 | 1 | | 0 | | 1 | | 0 | | 2 | | 0 | | | |
| 08:45 | 3 | | 2 | | 4 | | 0 | | 7 | | 2 | | | |
| 09:00 | 2 | 11 | 1 | 6 | 5 | 15 | 2 | 5 | 7 | 26 | 3 | 11 | | |
| 09:15 | 4 | | 2 | | 4 | | 2 | | 8 | | 4 | | | |
| 09:30 | 2 | | 2 | | 2 | | 0 | | 4 | | 2 | | | |
| 09:45 | 3 | | 1 | | 4 | | 1 | | 7 | | 2 | | | |
| 10:00 | 4 | 13 | 2 | 4 | 0 | 11 | 0 | 5 | 4 | 24 | 2 | 9 | | |
| 10:15 | 1 | | 0 | | 3 | | 2 | | 4 | | 2 | | | |
| 10:30 | 5 | | 0 | | 4 | | 0 | | 9 | | 0 | | | |
| 10:45 | 3 | | 2 | | 4 | | 3 | | 7 | | 5 | | | |
| 11:00 | 4 | 14 | 1 | 4 | 0 | 10 | 0 | 4 | 4 | 24 | 1 | 8 | | |
| 11:15 | 2 | | 2 | | 2 | | 2 | | 4 | | 4 | | | |
| 11:30 | 4 | | 0 | | 6 | | 0 | | 10 | | 0 | | | |
| 11:45 | 4 | | 1 | | 2 | | 2 | | 6 | | 3 | | | |
| Totals | 73 | | 136 | | 93 | | 123 | | 166 | | 259 | | | |
| Split% | 44.0 | | 52.5 | | 56.0 | | 47.5 | | | | | | | |
| Day Totals | | 209 | | | | 216 | | | | 425 | | | | |
| Day Splits | | 49.2 | | | | 50.8 | | | | | | | | |
| Peak Hour | 07:30 | | 04:45 | | 07:00 | | 05:00 | | 07:15 | | 05:00 | | | |
| Volume | 22 | | 26 | | 33 | | 25 | | 52 | | 50 | | | |
| Factor | 0.55 | | 0.93 | | 0.55 | | 0.69 | | 0.62 | | 0.89 | | | |

Transportation Studies, Inc.

2640 Walnut Avenue, Suite L
Tustin, CA. 92780

Location : CALLE SARMENTOSO
Segment : N/O CAMINO VERA CRUZ
Client : CITY SAN CLEMENT

Site: AN CLEMENTE
Date: 02/19/19

| Interval | NB | | | | SB | | | | Combined | | Day: | Tuesday |
|------------|-------|-------|-------|-----|-------|-------|-------|-----|----------|-------|-------|---------|
| | AM | | PM | | AM | | PM | | AM | PM | | |
| 12:00 | 1 | 4 | 36 | 205 | 0 | 1 | 28 | 150 | 1 | 5 | 64 | 355 |
| 12:15 | 2 | | 37 | | 1 | | 29 | | 3 | | 66 | |
| 12:30 | 1 | | 62 | | 0 | | 32 | | 1 | | 94 | |
| 12:45 | 0 | | 70 | | 0 | | 61 | | 0 | | 131 | |
| 01:00 | 0 | 1 | 48 | 138 | 0 | 1 | 52 | 147 | 0 | 2 | 100 | 285 |
| 01:15 | 0 | | 24 | | 1 | | 33 | | 1 | | 57 | |
| 01:30 | 1 | | 28 | | 0 | | 26 | | 1 | | 54 | |
| 01:45 | 0 | | 38 | | 0 | | 36 | | 0 | | 74 | |
| 02:00 | 1 | 1 | 32 | 160 | 0 | 1 | 36 | 153 | 1 | 2 | 68 | 313 |
| 02:15 | 0 | | 34 | | 0 | | 30 | | 0 | | 64 | |
| 02:30 | 0 | | 45 | | 1 | | 39 | | 1 | | 84 | |
| 02:45 | 0 | | 49 | | 0 | | 48 | | 0 | | 97 | |
| 03:00 | 0 | 1 | 104 | 378 | 0 | 5 | 44 | 291 | 0 | 6 | 148 | 669 |
| 03:15 | 0 | | 124 | | 2 | | 53 | | 2 | | 177 | |
| 03:30 | 0 | | 100 | | 1 | | 142 | | 1 | | 242 | |
| 03:45 | 1 | | 50 | | 2 | | 52 | | 3 | | 102 | |
| 04:00 | 2 | 6 | 34 | 182 | 3 | 15 | 38 | 128 | 5 | 21 | 72 | 310 |
| 04:15 | 0 | | 46 | | 2 | | 30 | | 2 | | 76 | |
| 04:30 | 3 | | 47 | | 1 | | 27 | | 4 | | 74 | |
| 04:45 | 1 | | 55 | | 9 | | 33 | | 10 | | 88 | |
| 05:00 | 0 | 6 | 54 | 212 | 6 | 42 | 32 | 144 | 6 | 48 | 86 | 356 |
| 05:15 | 0 | | 45 | | 13 | | 32 | | 13 | | 77 | |
| 05:30 | 3 | | 63 | | 12 | | 42 | | 15 | | 105 | |
| 05:45 | 3 | | 50 | | 11 | | 38 | | 14 | | 88 | |
| 06:00 | 4 | 32 | 41 | 144 | 20 | 92 | 24 | 99 | 24 | 124 | 65 | 243 |
| 06:15 | 6 | | 39 | | 22 | | 34 | | 28 | | 73 | |
| 06:30 | 13 | | 29 | | 26 | | 22 | | 39 | | 51 | |
| 06:45 | 9 | | 35 | | 24 | | 19 | | 33 | | 54 | |
| 07:00 | 18 | 257 | 24 | 96 | 50 | 304 | 16 | 66 | 68 | 561 | 40 | 162 |
| 07:15 | 42 | | 28 | | 74 | | 18 | | 116 | | 46 | |
| 07:30 | 141 | | 18 | | 96 | | 14 | | 237 | | 32 | |
| 07:45 | 56 | | 26 | | 84 | | 18 | | 140 | | 44 | |
| 08:00 | 21 | 97 | 27 | 78 | 50 | 186 | 4 | 20 | 71 | 283 | 31 | 98 |
| 08:15 | 20 | | 14 | | 40 | | 3 | | 60 | | 17 | |
| 08:30 | 26 | | 18 | | 46 | | 6 | | 72 | | 24 | |
| 08:45 | 30 | | 19 | | 50 | | 7 | | 80 | | 26 | |
| 09:00 | 44 | 306 | 29 | 89 | 57 | 298 | 10 | 35 | 101 | 604 | 39 | 124 |
| 09:15 | 126 | | 24 | | 85 | | 5 | | 211 | | 29 | |
| 09:30 | 106 | | 28 | | 126 | | 14 | | 232 | | 42 | |
| 09:45 | 30 | | 8 | | 30 | | 6 | | 60 | | 14 | |
| 10:00 | 28 | 102 | 7 | 22 | 38 | 130 | 3 | 9 | 66 | 232 | 10 | 31 |
| 10:15 | 29 | | 6 | | 28 | | 1 | | 57 | | 7 | |
| 10:30 | 26 | | 5 | | 29 | | 2 | | 55 | | 7 | |
| 10:45 | 19 | | 4 | | 35 | | 3 | | 54 | | 7 | |
| 11:00 | 36 | 164 | 5 | 13 | 20 | 139 | 3 | 5 | 56 | 303 | 8 | 18 |
| 11:15 | 38 | | 2 | | 24 | | 0 | | 62 | | 2 | |
| 11:30 | 54 | | 4 | | 36 | | 1 | | 90 | | 5 | |
| 11:45 | 36 | | 2 | | 59 | | 1 | | 95 | | 3 | |
| Totals | 977 | | 1,717 | | 1,214 | | 1,247 | | 2,191 | | 2,964 | |
| Split% | 44.6 | | 57.9 | | 55.4 | | 42.1 | | | | | |
| Day Totals | | 2,694 | | | | 2,461 | | | | 5,155 | | |
| Day Splits | | 52.3 | | | | 47.7 | | | | | | |
| Peak Hour | 08:45 | | 03:00 | | 08:45 | | 03:00 | | 08:45 | | 03:00 | |
| Volume | 306 | | 378 | | 318 | | 291 | | 624 | | 669 | |
| Factor | 0.61 | | 0.76 | | 0.63 | | 0.51 | | 0.67 | | 0.69 | |

City of San Clemente
Engineering Division

Project: Traffic Calming
Project Location: N. Ola Vista from Cabrillo to Miramar
Survey Location: Ave Serra E. Ola Visa

Serra E. Ola VistaP
Site Code: 166SERRA
Date Start: 04-Apr-17
Date End: 13-Apr-17

| Start Time | 03-Apr-17 | | Tue | | Wed | | Thu | | Fri | | Sat | | Sun | | Week Average | |
|------------|-----------|----|-------|-------|-------|-------|-------|-------|-------|-------|-----|-------|-----|-------|--------------|-------|
| | WB | EB | WB | EB | WB | EB | WB | EB | WB | EB | WB | EB | WB | EB | WB | EB |
| 12:00 AM | * | * | * | * | 2 | 2 | 2 | 2 | 2 | 2 | 0 | 3 | 0 | 5 | 1 | 3 |
| 01:00 | * | * | * | * | 1 | 0 | 2 | 1 | 1 | 0 | 0 | 8 | 0 | 0 | 1 | 2 |
| 02:00 | * | * | * | * | 0 | 0 | 0 | 0 | 0 | 1 | 0 | 4 | 0 | 4 | 0 | 2 |
| 03:00 | * | * | * | * | 0 | 1 | 0 | 1 | 0 | 1 | 0 | 2 | 0 | 0 | 0 | 1 |
| 04:00 | * | * | * | * | 0 | 3 | 0 | 5 | 1 | 4 | 0 | 5 | 0 | 0 | 0 | 3 |
| 05:00 | * | * | * | * | 1 | 5 | 2 | 3 | 2 | 4 | 0 | 6 | 0 | 2 | 1 | 4 |
| 06:00 | * | * | * | * | 9 | 7 | 4 | 6 | 4 | 13 | 0 | 5 | 0 | 3 | 3 | 7 |
| 07:00 | * | * | * | * | 18 | 10 | 13 | 10 | 11 | 17 | 0 | 16 | 0 | 9 | 8 | 12 |
| 08:00 | * | * | * | * | 23 | 19 | 11 | 14 | 14 | 15 | 0 | 15 | 0 | 14 | 10 | 15 |
| 09:00 | * | * | * | * | 23 | 12 | 25 | 7 | 14 | 14 | 0 | 39 | 0 | 31 | 12 | 21 |
| 10:00 | * | * | 18 | 14 | 19 | 11 | 22 | 12 | 24 | 17 | 0 | 37 | 0 | 22 | 14 | 19 |
| 11:00 | * | * | 36 | 9 | 35 | 12 | 34 | 14 | 25 | 16 | 0 | 30 | 0 | 42 | 22 | 20 |
| 12:00 PM | * | * | 29 | 19 | 34 | 20 | 34 | 12 | 46 | 23 | 0 | 66 | 0 | 38 | 24 | 30 |
| 01:00 | * | * | 26 | 13 | 33 | 16 | 24 | 15 | 27 | 24 | 0 | 89 | 0 | 36 | 18 | 32 |
| 02:00 | * | * | 15 | 18 | 34 | 10 | 21 | 18 | 27 | 19 | 0 | 43 | 0 | 30 | 16 | 23 |
| 03:00 | * | * | 30 | 11 | 40 | 18 | 22 | 22 | 31 | 19 | 0 | 42 | 0 | 31 | 20 | 24 |
| 04:00 | * | * | 45 | 28 | 36 | 19 | 35 | 21 | 42 | 17 | 0 | 32 | 0 | 35 | 26 | 25 |
| 05:00 | * | * | 35 | 11 | 40 | 32 | 36 | 15 | 43 | 16 | 0 | 44 | 0 | 42 | 26 | 27 |
| 06:00 | * | * | 55 | 14 | 31 | 15 | 35 | 14 | 43 | 20 | 0 | 51 | 0 | 31 | 27 | 24 |
| 07:00 | * | * | 23 | 19 | 21 | 10 | 33 | 15 | 30 | 32 | 0 | 49 | 0 | 35 | 18 | 27 |
| 08:00 | * | * | 9 | 15 | 12 | 12 | 10 | 11 | 14 | 31 | 0 | 29 | 0 | 28 | 8 | 21 |
| 09:00 | * | * | 6 | 2 | 10 | 5 | 10 | 10 | 0 | 24 | 0 | 21 | 0 | 15 | 4 | 13 |
| 10:00 | * | * | 6 | 3 | 9 | 5 | 9 | 7 | 0 | 17 | 0 | 11 | 0 | 12 | 4 | 9 |
| 11:00 | * | * | 3 | 0 | 4 | 1 | 2 | 2 | 0 | 12 | 0 | 9 | 0 | 3 | 2 | 4 |
| Lane Day | 0 | 0 | 336 | 176 | 435 | 245 | 386 | 237 | 401 | 358 | 0 | 656 | 0 | 468 | 265 | 368 |
| AM Peak | - | - | 11:00 | 10:00 | 11:00 | 08:00 | 11:00 | 08:00 | 11:00 | 07:00 | - | 09:00 | - | 11:00 | 11:00 | 09:00 |
| Vol. | - | - | 36 | 14 | 35 | 19 | 34 | 14 | 25 | 17 | - | 39 | - | 42 | 22 | 21 |
| PM Peak | - | - | 18:00 | 16:00 | 15:00 | 17:00 | 17:00 | 15:00 | 12:00 | 19:00 | - | 13:00 | - | 17:00 | 18:00 | 13:00 |
| Vol. | - | - | 55 | 28 | 40 | 32 | 36 | 22 | 46 | 32 | - | 89 | - | 42 | 27 | 32 |

City of San Clemente Engineering Division

Project: Traffic Calming
Project Location: N. Ola Vista from Cabrillo to Miramar
Survey Location: Ave Serra E. Ola Visa

Serra E. Ola VistaP
Site Code: 166SERRA
Date Start: 04-Apr-17
Date End: 13-Apr-17

| Start Time | 10-Apr-17 | | Tue | | Wed | | Thu | | Fri | | Sat | | Sun | | Week Average | |
|------------|-----------|-----------|-----------|-----------|-----------|-----------|-----------|-----------|-----|----|-----|----|-----|----|--------------|-----------|
| | WB | EB | WB | EB | WB | EB | WB | EB | WB | EB | WB | EB | WB | EB | WB | EB |
| 12:00 AM | 0 | 1 | 3 | 2 | 0 | 2 | 2 | 1 | * | * | * | * | * | * | 1 | 2 |
| 01:00 | 0 | 3 | 2 | 2 | 2 | 0 | 2 | 0 | * | * | * | * | * | * | 2 | 1 |
| 02:00 | 0 | 0 | 1 | 0 | 1 | 0 | 1 | 0 | * | * | * | * | * | * | 1 | 0 |
| 03:00 | 0 | 4 | 1 | 1 | 0 | 1 | 0 | 1 | * | * | * | * | * | * | 0 | 2 |
| 04:00 | 0 | 3 | 1 | 3 | 0 | 3 | 0 | 1 | * | * | * | * | * | * | 0 | 2 |
| 05:00 | 0 | 4 | 4 | 4 | 5 | 5 | 3 | 5 | * | * | * | * | * | * | 3 | 4 |
| 06:00 | 0 | 14 | 6 | 13 | 2 | 13 | 3 | 6 | * | * | * | * | * | * | 3 | 12 |
| 07:00 | 0 | 37 | 22 | 16 | 24 | 17 | 21 | 21 | * | * | * | * | * | * | 17 | 23 |
| 08:00 | 21 | 23 | 15 | 17 | 20 | 12 | 33 | 20 | * | * | * | * | * | * | 22 | 18 |
| 09:00 | 17 | 13 | 25 | 8 | 27 | 12 | 31 | 22 | * | * | * | * | * | * | 25 | 14 |
| 10:00 | 15 | 9 | 21 | 10 | 20 | 17 | 28 | 19 | * | * | * | * | * | * | 21 | 14 |
| 11:00 | 32 | 21 | 38 | 18 | 25 | 23 | 23 | 11 | * | * | * | * | * | * | 30 | 18 |
| 12:00 PM | 28 | 17 | 22 | 13 | 40 | 20 | 39 | 19 | * | * | * | * | * | * | 32 | 17 |
| 01:00 | 26 | 20 | 31 | 19 | 21 | 19 | 22 | 14 | * | * | * | * | * | * | 25 | 18 |
| 02:00 | 21 | 14 | 43 | 19 | 38 | 18 | * | * | * | * | * | * | * | * | 34 | 17 |
| 03:00 | 47 | 22 | 20 | 15 | 25 | 27 | * | * | * | * | * | * | * | * | 31 | 21 |
| 04:00 | 21 | 13 | 34 | 18 | 59 | 23 | * | * | * | * | * | * | * | * | 38 | 18 |
| 05:00 | 36 | 13 | 50 | 23 | 38 | 25 | * | * | * | * | * | * | * | * | 41 | 20 |
| 06:00 | 38 | 11 | 42 | 19 | 49 | 16 | * | * | * | * | * | * | * | * | 43 | 15 |
| 07:00 | 19 | 10 | 17 | 14 | 18 | 18 | * | * | * | * | * | * | * | * | 18 | 14 |
| 08:00 | 14 | 7 | 25 | 14 | 19 | 11 | * | * | * | * | * | * | * | * | 19 | 11 |
| 09:00 | 10 | 10 | 11 | 8 | 21 | 11 | * | * | * | * | * | * | * | * | 14 | 10 |
| 10:00 | 6 | 2 | 4 | 4 | 6 | 5 | * | * | * | * | * | * | * | * | 5 | 4 |
| 11:00 | 3 | 1 | 2 | 4 | 2 | 0 | * | * | * | * | * | * | * | * | 2 | 2 |
| Lane Day | 354 | 272 | 440 | 264 | 462 | 298 | 208 | 140 | 0 | 0 | 0 | 0 | 0 | 0 | 427 | 277 |
| AM Peak | 11:00 | 07:00 | 11:00 | 11:00 | 09:00 | 11:00 | 08:00 | 09:00 | - | - | - | - | - | - | 11:00 | 07:00 |
| Vol. | 32 | 37 | 38 | 18 | 27 | 23 | 33 | 22 | - | - | - | - | - | - | 30 | 23 |
| PM Peak | 15:00 | 15:00 | 17:00 | 17:00 | 16:00 | 15:00 | 12:00 | 12:00 | - | - | - | - | - | - | 18:00 | 15:00 |
| Vol. | 47 | 22 | 50 | 23 | 59 | 27 | 39 | 19 | - | - | - | - | - | - | 43 | 21 |

| | | | | | | | | |
|-------------|---------|----------|------|-----|-----|-----|-----|------|
| Comb. Total | 626 | 1216 | 1440 | 971 | 759 | 656 | 468 | 1337 |
| ADT | ADT 662 | AADT 662 | | | | | | |

City of San Clemente Engineering Division

Project: Traffic Calming
Project Location: N. Ola Vista from Cabrillo to Miramar
Survey Location: Ave Serra_W Ola Vista

Serra 219P
Site Code: 219SERRA

Ola Vista
Palizada

| Start Time | 17-Apr-17 | | Tue | | Wed | | Thu | | Fri | | Sat | | Sun | | Week Average | |
|------------|-----------|----|-------|-------|-------|-------|-------|-------|-------|-------|-------|-------|-------|-------|--------------|-------|
| | EB | WB | EB | WB | EB | WB | EB | WB | EB | WB | EB | WB | EB | WB | EB | WB |
| 12:00 AM | * | * | * | * | 1 | 0 | 0 | 3 | 1 | 2 | 4 | 1 | 6 | 0 | 2 | 1 |
| 01:00 | * | * | * | * | 0 | 0 | 0 | 0 | 0 | 0 | 2 | 2 | 1 | 0 | 1 | 0 |
| 02:00 | * | * | * | * | 0 | 0 | 0 | 0 | 0 | 0 | 2 | 0 | 4 | 0 | 1 | 0 |
| 03:00 | * | * | * | * | 0 | 0 | 0 | 2 | 1 | 0 | 4 | 1 | 0 | 0 | 1 | 1 |
| 04:00 | * | * | * | * | 3 | 0 | 0 | 3 | 2 | 0 | 1 | 0 | 2 | 0 | 2 | 1 |
| 05:00 | * | * | * | * | 5 | 0 | 5 | 2 | 6 | 0 | 1 | 0 | 3 | 0 | 4 | 0 |
| 06:00 | * | * | * | * | 17 | 0 | 19 | 2 | 10 | 2 | 7 | 0 | 7 | 0 | 12 | 1 |
| 07:00 | * | * | * | * | 23 | 2 | 35 | 3 | 32 | 2 | 20 | 2 | 11 | 1 | 24 | 2 |
| 08:00 | * | * | * | * | 18 | 6 | 29 | 1 | 19 | 4 | 21 | 1 | 13 | 1 | 20 | 3 |
| 09:00 | * | * | * | * | 21 | 2 | 21 | 3 | 30 | 4 | 32 | 7 | 11 | 4 | 23 | 4 |
| 10:00 | * | * | * | * | 19 | 4 | 20 | 2 | 25 | 2 | 24 | 11 | 32 | 3 | 24 | 4 |
| 11:00 | * | * | 21 | 9 | 26 | 6 | 22 | 5 | 31 | 4 | 41 | 5 | 29 | 3 | 28 | 5 |
| 12:00 PM | * | * | 15 | 5 | 17 | 4 | 25 | 2 | 32 | 8 | 48 | 4 | 46 | 3 | 30 | 4 |
| 01:00 | * | * | 22 | 8 | 19 | 2 | 27 | 0 | 32 | 7 | 26 | 4 | 45 | 1 | 28 | 4 |
| 02:00 | * | * | 18 | 14 | 26 | 5 | 27 | 3 | 25 | 8 | 36 | 3 | 25 | 5 | 26 | 6 |
| 03:00 | * | * | 25 | 10 | 33 | 4 | 32 | 9 | 28 | 12 | 41 | 11 | 38 | 8 | 33 | 9 |
| 04:00 | * | * | 38 | 5 | 35 | 13 | 26 | 6 | 35 | 6 | 27 | 5 | 23 | 7 | 31 | 7 |
| 05:00 | * | * | 31 | 7 | 21 | 17 | 35 | 9 | 31 | 10 | 39 | 6 | 29 | 11 | 31 | 10 |
| 06:00 | * | * | 35 | 2 | 34 | 8 | 44 | 5 | 40 | 6 | 38 | 5 | 30 | 4 | 37 | 5 |
| 07:00 | * | * | 22 | 10 | 36 | 5 | 25 | 4 | 29 | 9 | 22 | 4 | 18 | 5 | 25 | 6 |
| 08:00 | * | * | 10 | 7 | 24 | 9 | 20 | 1 | 25 | 5 | 18 | 10 | 17 | 5 | 19 | 6 |
| 09:00 | * | * | 13 | 9 | 18 | 0 | 11 | 3 | 22 | 2 | 14 | 5 | 10 | 0 | 15 | 3 |
| 10:00 | * | * | 20 | 1 | 13 | 0 | 15 | 3 | 10 | 0 | 6 | 1 | 4 | 2 | 11 | 1 |
| 11:00 | * | * | 6 | 0 | 0 | 4 | 6 | 1 | 9 | 2 | 6 | 1 | 8 | 2 | 6 | 2 |
| Lane Day | 0 | 0 | 276 | 87 | 409 | 91 | 444 | 72 | 475 | 95 | 480 | 89 | 412 | 65 | 434 | 85 |
| AM Peak | - | - | 11:00 | 11:00 | 11:00 | 08:00 | 07:00 | 11:00 | 07:00 | 08:00 | 11:00 | 10:00 | 10:00 | 09:00 | 11:00 | 11:00 |
| Vol. | - | - | 21 | 9 | 26 | 6 | 35 | 5 | 32 | 4 | 41 | 11 | 32 | 4 | 28 | 5 |
| PM Peak | - | - | 16:00 | 14:00 | 19:00 | 17:00 | 18:00 | 15:00 | 18:00 | 15:00 | 12:00 | 15:00 | 12:00 | 17:00 | 18:00 | 17:00 |
| Vol. | - | - | 38 | 14 | 36 | 17 | 44 | 9 | 40 | 12 | 48 | 11 | 46 | 11 | 37 | 10 |

City of San Clemente Engineering Division

Project: Traffic Calming
Project Location: N. Ola Vista from Cabrillo to Miramar
Survey Location: Ave Serra_W Ola Vista

Serra 219P
Site Code: 219SERRA

Ola Vista
Palizada

| Start Time | 24-Apr-17 | | Tue | | Wed | | Thu | | Fri | | Sat | | Sun | | Week Average | |
|------------|-----------|-------|-------|-------|-------|-------|-----|----|-----|----|-----|----|-----|----|--------------|-------|
| | EB | WB | EB | WB | EB | WB | EB | WB | EB | WB | EB | WB | EB | WB | EB | WB |
| 12:00 AM | 2 | 0 | 2 | 2 | 4 | 1 | * | * | * | * | * | * | * | * | 3 | 1 |
| 01:00 | 0 | 1 | 2 | 0 | 1 | 2 | * | * | * | * | * | * | * | * | 1 | 1 |
| 02:00 | 1 | 0 | 1 | 0 | 1 | 0 | * | * | * | * | * | * | * | * | 1 | 0 |
| 03:00 | 0 | 0 | 2 | 0 | 0 | 0 | * | * | * | * | * | * | * | * | 1 | 0 |
| 04:00 | 0 | 0 | 1 | 0 | 3 | 0 | * | * | * | * | * | * | * | * | 1 | 0 |
| 05:00 | 3 | 0 | 1 | 0 | 6 | 1 | * | * | * | * | * | * | * | * | 3 | 0 |
| 06:00 | 16 | 1 | 19 | 1 | 16 | 0 | * | * | * | * | * | * | * | * | 17 | 1 |
| 07:00 | 28 | 3 | 38 | 0 | 30 | 1 | * | * | * | * | * | * | * | * | 32 | 1 |
| 08:00 | 21 | 3 | 20 | 2 | 20 | 2 | * | * | * | * | * | * | * | * | 20 | 2 |
| 09:00 | 26 | 2 | 28 | 0 | * | * | * | * | * | * | * | * | * | * | 27 | 1 |
| 10:00 | 19 | 1 | 26 | 0 | * | * | * | * | * | * | * | * | * | * | 22 | 0 |
| 11:00 | 23 | 5 | 26 | 5 | * | * | * | * | * | * | * | * | * | * | 24 | 5 |
| 12:00 PM | 25 | 4 | 25 | 2 | * | * | * | * | * | * | * | * | * | * | 25 | 3 |
| 01:00 | 37 | 5 | 25 | 5 | * | * | * | * | * | * | * | * | * | * | 31 | 5 |
| 02:00 | 34 | 2 | 22 | 5 | * | * | * | * | * | * | * | * | * | * | 28 | 4 |
| 03:00 | 26 | 3 | 30 | 4 | * | * | * | * | * | * | * | * | * | * | 28 | 4 |
| 04:00 | 29 | 6 | 30 | 10 | * | * | * | * | * | * | * | * | * | * | 30 | 8 |
| 05:00 | 30 | 11 | 38 | 5 | * | * | * | * | * | * | * | * | * | * | 34 | 8 |
| 06:00 | 34 | 9 | 33 | 0 | * | * | * | * | * | * | * | * | * | * | 34 | 4 |
| 07:00 | 24 | 4 | 32 | 5 | * | * | * | * | * | * | * | * | * | * | 28 | 4 |
| 08:00 | 24 | 6 | 13 | 6 | * | * | * | * | * | * | * | * | * | * | 18 | 6 |
| 09:00 | 16 | 4 | 12 | 7 | * | * | * | * | * | * | * | * | * | * | 14 | 6 |
| 10:00 | 10 | 3 | 13 | 4 | * | * | * | * | * | * | * | * | * | * | 12 | 4 |
| 11:00 | 4 | 1 | 6 | 0 | * | * | * | * | * | * | * | * | * | * | 5 | 0 |
| Lane Day | 432 | 74 | 445 | 63 | 81 | 7 | 0 | 0 | 0 | 0 | 0 | 0 | 0 | 0 | 439 | 68 |
| AM Peak | 07:00 | 11:00 | 07:00 | 11:00 | 07:00 | 01:00 | - | - | - | - | - | - | - | - | 07:00 | 11:00 |
| Vol. | 28 | 5 | 38 | 5 | 30 | 2 | - | - | - | - | - | - | - | - | 32 | 5 |
| PM Peak | 13:00 | 17:00 | 17:00 | 16:00 | - | - | - | - | - | - | - | - | - | - | 17:00 | 16:00 |
| Vol. | 37 | 11 | 38 | 10 | - | - | - | - | - | - | - | - | - | - | 34 | 8 |

| | | | | | | | | |
|-------------|---------|----------|-----|-----|-----|-----|-----|------|
| Comb. Total | 506 | 871 | 588 | 516 | 570 | 569 | 477 | 1026 |
| ADT | ADT 519 | AADT 519 | | | | | | |

City of San Clemente Engineering Division

Project: Altura & Sombreado Traffic Calming
Location: Sombreado west Inclinado

Sombreado (3103) w. inclinado_
Date Start: 31-Jan-18
Date End: 08-Feb-18

| Start Time | 29-Jan-18 | | Tue | | Wed | | Thu | | Fri | | Sat | | Sun | | Week Average | |
|------------|-----------|----|-----|----|-------|-------|-------|-------|-------|-------|-------|-------|-------|-------|--------------|-------|
| | EB | WB | EB | WB | EB | WB | EB | WB | EB | WB | EB | WB | EB | WB | EB | WB |
| 12:00 AM | * | * | * | * | * | * | 1 | 4 | 1 | 1 | 0 | 2 | 2 | 4 | 1 | 3 |
| 01:00 | * | * | * | * | * | * | 0 | 0 | 0 | 1 | 0 | 3 | 0 | 1 | 0 | 1 |
| 02:00 | * | * | * | * | * | * | 0 | 0 | 0 | 1 | 0 | 1 | 0 | 1 | 0 | 1 |
| 03:00 | * | * | * | * | * | * | 1 | 1 | 1 | 0 | 1 | 0 | 1 | 1 | 1 | 0 |
| 04:00 | * | * | * | * | * | * | 4 | 0 | 2 | 1 | 0 | 0 | 0 | 0 | 2 | 0 |
| 05:00 | * | * | * | * | * | * | 8 | 1 | 11 | 1 | 3 | 1 | 1 | 1 | 6 | 1 |
| 06:00 | * | * | * | * | * | * | 22 | 4 | 24 | 8 | 5 | 0 | 4 | 1 | 14 | 3 |
| 07:00 | * | * | * | * | * | * | 51 | 13 | 57 | 13 | 21 | 9 | 13 | 4 | 36 | 10 |
| 08:00 | * | * | * | * | * | * | 46 | 19 | 45 | 26 | 26 | 18 | 26 | 9 | 36 | 18 |
| 09:00 | * | * | * | * | * | * | 25 | 14 | 28 | 20 | 29 | 13 | 34 | 22 | 29 | 17 |
| 10:00 | * | * | * | * | * | * | 17 | 19 | 29 | 22 | 43 | 25 | 35 | 27 | 31 | 23 |
| 11:00 | * | * | * | * | 19 | 21 | 24 | 20 | 19 | 28 | 31 | 33 | 27 | 42 | 24 | 29 |
| 12:00 PM | * | * | * | * | 24 | 35 | 24 | 27 | 31 | 24 | 27 | 31 | 35 | 32 | 28 | 30 |
| 01:00 | * | * | * | * | 22 | 24 | 27 | 24 | 28 | 28 | 19 | 22 | 25 | 34 | 24 | 26 |
| 02:00 | * | * | * | * | 37 | 33 | 23 | 41 | 33 | 27 | 36 | 32 | 34 | 33 | 33 | 33 |
| 03:00 | * | * | * | * | 25 | 35 | 28 | 34 | 33 | 56 | 19 | 31 | 26 | 38 | 26 | 39 |
| 04:00 | * | * | * | * | 30 | 33 | 26 | 36 | 37 | 44 | 28 | 25 | 15 | 24 | 27 | 32 |
| 05:00 | * | * | * | * | 20 | 55 | 26 | 42 | 30 | 39 | 25 | 32 | 18 | 19 | 24 | 37 |
| 06:00 | * | * | * | * | 14 | 35 | 19 | 39 | 23 | 42 | 18 | 17 | 11 | 19 | 17 | 30 |
| 07:00 | * | * | * | * | 16 | 18 | 19 | 22 | 14 | 25 | 11 | 13 | 41 | 22 | 20 | 20 |
| 08:00 | * | * | * | * | 7 | 17 | 9 | 22 | 9 | 19 | 10 | 17 | 23 | 21 | 12 | 19 |
| 09:00 | * | * | * | * | 3 | 14 | 5 | 11 | 8 | 9 | 11 | 13 | 10 | 7 | 7 | 11 |
| 10:00 | * | * | * | * | 1 | 5 | 2 | 8 | 4 | 10 | 5 | 15 | 2 | 7 | 3 | 9 |
| 11:00 | * | * | * | * | 0 | 0 | 0 | 4 | 6 | 6 | 5 | 8 | 0 | 2 | 2 | 4 |
| Lane Day | 0 | 0 | 0 | 0 | 218 | 325 | 407 | 405 | 473 | 451 | 373 | 361 | 383 | 371 | 403 | 396 |
| AM Peak | - | - | - | - | 11:00 | 11:00 | 07:00 | 11:00 | 07:00 | 11:00 | 10:00 | 11:00 | 10:00 | 11:00 | 07:00 | 11:00 |
| Vol. | - | - | - | - | 19 | 21 | 51 | 20 | 57 | 28 | 43 | 33 | 35 | 42 | 36 | 29 |
| PM Peak | - | - | - | - | 14:00 | 17:00 | 15:00 | 17:00 | 16:00 | 15:00 | 14:00 | 14:00 | 19:00 | 15:00 | 14:00 | 15:00 |
| Vol. | - | - | - | - | 37 | 55 | 28 | 42 | 37 | 56 | 36 | 32 | 41 | 38 | 33 | 39 |

City of San Clemente
Engineering Division

Project: Altura & Sombreado Traffic Calming
Location: Sombreado west Inclinado

Sombreado (3103) w. inclinado_
Date Start: 31-Jan-18
Date End: 08-Feb-18

| Start Time | 05-Feb-18 | | Tue | | Wed | | Thu | | Fri | | Sat | | Sun | | Week Average | |
|------------|-----------|-------|-------|-------|-------|-------|-------|-------|-----|----|-----|----|-----|----|--------------|-------|
| | EB | WB | EB | WB | EB | WB | EB | WB | EB | WB | EB | WB | EB | WB | EB | WB |
| 12:00 AM | 1 | 2 | 2 | 2 | 0 | 2 | 0 | 1 | * | * | * | * | * | * | 1 | 2 |
| 01:00 | 2 | 0 | 0 | 1 | 0 | 1 | 0 | 1 | * | * | * | * | * | * | 0 | 1 |
| 02:00 | 0 | 0 | 0 | 0 | 0 | 0 | 0 | 0 | * | * | * | * | * | * | 0 | 0 |
| 03:00 | 1 | 0 | 0 | 0 | 0 | 0 | 0 | 0 | * | * | * | * | * | * | 0 | 0 |
| 04:00 | 3 | 1 | 4 | 0 | 4 | 0 | 5 | 0 | * | * | * | * | * | * | 4 | 0 |
| 05:00 | 13 | 1 | 6 | 1 | 8 | 1 | 9 | 1 | * | * | * | * | * | * | 9 | 1 |
| 06:00 | 20 | 0 | 26 | 4 | 20 | 4 | 25 | 1 | * | * | * | * | * | * | 23 | 2 |
| 07:00 | 54 | 15 | 55 | 15 | 63 | 11 | 55 | 17 | * | * | * | * | * | * | 57 | 14 |
| 08:00 | 45 | 28 | 34 | 17 | 39 | 10 | 40 | 15 | * | * | * | * | * | * | 40 | 18 |
| 09:00 | 35 | 15 | 44 | 21 | 37 | 24 | 32 | 20 | * | * | * | * | * | * | 37 | 20 |
| 10:00 | 25 | 21 | 29 | 16 | 36 | 28 | 26 | 21 | * | * | * | * | * | * | 29 | 22 |
| 11:00 | 26 | 26 | 21 | 31 | 33 | 32 | 23 | 28 | * | * | * | * | * | * | 26 | 29 |
| 12:00 PM | 27 | 29 | 25 | 27 | 29 | 40 | 24 | 27 | * | * | * | * | * | * | 26 | 31 |
| 01:00 | 35 | 35 | 38 | 33 | 29 | 25 | * | * | * | * | * | * | * | * | 34 | 31 |
| 02:00 | 28 | 32 | 22 | 32 | 29 | 27 | * | * | * | * | * | * | * | * | 26 | 30 |
| 03:00 | 34 | 37 | 35 | 41 | 45 | 46 | * | * | * | * | * | * | * | * | 38 | 41 |
| 04:00 | 23 | 31 | 29 | 46 | 31 | 37 | * | * | * | * | * | * | * | * | 28 | 38 |
| 05:00 | 15 | 43 | 27 | 49 | 19 | 51 | * | * | * | * | * | * | * | * | 20 | 48 |
| 06:00 | 23 | 40 | 17 | 25 | 19 | 29 | * | * | * | * | * | * | * | * | 20 | 31 |
| 07:00 | 6 | 15 | 10 | 19 | 8 | 26 | * | * | * | * | * | * | * | * | 8 | 20 |
| 08:00 | 15 | 17 | 9 | 16 | 12 | 19 | * | * | * | * | * | * | * | * | 12 | 17 |
| 09:00 | 3 | 10 | 5 | 17 | 4 | 16 | * | * | * | * | * | * | * | * | 4 | 14 |
| 10:00 | 0 | 2 | 2 | 9 | 0 | 4 | * | * | * | * | * | * | * | * | 1 | 5 |
| 11:00 | 1 | 2 | 0 | 1 | 1 | 2 | * | * | * | * | * | * | * | * | 1 | 2 |
| Lane | 435 | 402 | 440 | 423 | 466 | 435 | 239 | 132 | 0 | 0 | 0 | 0 | 0 | 0 | 444 | 417 |
| Day | 837 | | 863 | | 901 | | 371 | | 0 | | 0 | | 0 | | 861 | |
| AM Peak | 07:00 | 08:00 | 07:00 | 11:00 | 07:00 | 11:00 | 07:00 | 11:00 | - | - | - | - | - | - | 07:00 | 11:00 |
| Vol. | 54 | 28 | 55 | 31 | 63 | 32 | 55 | 28 | - | - | - | - | - | - | 57 | 29 |
| PM Peak | 13:00 | 17:00 | 13:00 | 17:00 | 15:00 | 17:00 | 12:00 | 12:00 | - | - | - | - | - | - | 15:00 | 17:00 |
| Vol. | 35 | 43 | 38 | 49 | 45 | 51 | 24 | 27 | - | - | - | - | - | - | 38 | 48 |

| | | | | | | | | |
|-------------|---------|----------|------|------|-----|-----|-----|------|
| Comb. Total | 837 | 863 | 1444 | 1183 | 924 | 734 | 754 | 1660 |
| ADT | ADT 828 | AADT 828 | | | | | | |

Transportation Studies, Inc.

2640 Walnut Avenue, Suite L
Tustin, CA. 92780

Location : AVENIDA TALEGA
Segment : E/O AVENIDA VISTA HERMOSA
Client : CITY SAN CLEMENT

Site: AN CLEMENTE
Date: 12/19/18

| Interval | EB | | | | WB | | | | Combined | | | | Day: | Wednesday |
|------------|-------|-------|-------|-----|-------|-------|-------|-----|----------|-------|-------|-----|------|-----------|
| | AM | | PM | | AM | | PM | | AM | | PM | | | |
| 12:00 | 5 | 13 | 76 | 277 | 2 | 4 | 82 | 288 | 7 | 17 | 158 | 565 | | |
| 12:15 | 2 | | 68 | | 0 | | 60 | | 2 | | 128 | | | |
| 12:30 | 5 | | 53 | | 0 | | 76 | | 5 | | 129 | | | |
| 12:45 | 1 | | 80 | | 2 | | 70 | | 3 | | 150 | | | |
| 01:00 | 0 | 4 | 80 | 350 | 1 | 3 | 78 | 287 | 1 | 7 | 158 | 637 | | |
| 01:15 | 0 | | 92 | | 0 | | 84 | | 0 | | 176 | | | |
| 01:30 | 4 | | 84 | | 1 | | 67 | | 5 | | 151 | | | |
| 01:45 | 0 | | 94 | | 1 | | 58 | | 1 | | 152 | | | |
| 02:00 | 1 | 3 | 90 | 443 | 0 | 3 | 60 | 389 | 1 | 6 | 150 | 832 | | |
| 02:15 | 1 | | 120 | | 1 | | 88 | | 2 | | 208 | | | |
| 02:30 | 1 | | 103 | | 1 | | 83 | | 2 | | 186 | | | |
| 02:45 | 0 | | 130 | | 1 | | 158 | | 1 | | 288 | | | |
| 03:00 | 0 | 0 | 88 | 351 | 0 | 3 | 198 | 463 | 0 | 3 | 286 | 814 | | |
| 03:15 | 0 | | 82 | | 0 | | 111 | | 0 | | 193 | | | |
| 03:30 | 0 | | 79 | | 1 | | 68 | | 1 | | 147 | | | |
| 03:45 | 0 | | 102 | | 2 | | 86 | | 2 | | 188 | | | |
| 04:00 | 1 | 1 | 80 | 347 | 1 | 25 | 84 | 326 | 2 | 26 | 164 | 673 | | |
| 04:15 | 0 | | 77 | | 2 | | 74 | | 2 | | 151 | | | |
| 04:30 | 0 | | 96 | | 10 | | 80 | | 10 | | 176 | | | |
| 04:45 | 0 | | 94 | | 12 | | 88 | | 12 | | 182 | | | |
| 05:00 | 2 | 7 | 99 | 415 | 13 | 61 | 80 | 295 | 15 | 68 | 179 | 710 | | |
| 05:15 | 1 | | 86 | | 9 | | 75 | | 10 | | 161 | | | |
| 05:30 | 2 | | 122 | | 18 | | 60 | | 20 | | 182 | | | |
| 05:45 | 2 | | 108 | | 21 | | 80 | | 23 | | 188 | | | |
| 06:00 | 11 | 54 | 107 | 363 | 31 | 155 | 55 | 209 | 42 | 209 | 162 | 572 | | |
| 06:15 | 8 | | 86 | | 32 | | 52 | | 40 | | 138 | | | |
| 06:30 | 12 | | 91 | | 41 | | 44 | | 53 | | 135 | | | |
| 06:45 | 23 | | 79 | | 51 | | 58 | | 74 | | 137 | | | |
| 07:00 | 58 | 416 | 84 | 287 | 90 | 514 | 46 | 146 | 148 | 930 | 130 | 433 | | |
| 07:15 | 52 | | 69 | | 122 | | 46 | | 174 | | 115 | | | |
| 07:30 | 84 | | 70 | | 120 | | 30 | | 204 | | 100 | | | |
| 07:45 | 222 | | 64 | | 182 | | 24 | | 404 | | 88 | | | |
| 08:00 | 108 | 260 | 47 | 200 | 244 | 513 | 33 | 106 | 352 | 773 | 80 | 306 | | |
| 08:15 | 52 | | 60 | | 131 | | 29 | | 183 | | 89 | | | |
| 08:30 | 46 | | 53 | | 76 | | 24 | | 122 | | 77 | | | |
| 08:45 | 54 | | 40 | | 62 | | 20 | | 116 | | 60 | | | |
| 09:00 | 46 | 264 | 41 | 145 | 74 | 308 | 14 | 61 | 120 | 572 | 55 | 206 | | |
| 09:15 | 66 | | 42 | | 56 | | 17 | | 122 | | 59 | | | |
| 09:30 | 73 | | 28 | | 90 | | 15 | | 163 | | 43 | | | |
| 09:45 | 79 | | 34 | | 88 | | 15 | | 167 | | 49 | | | |
| 10:00 | 73 | 249 | 22 | 77 | 71 | 302 | 10 | 30 | 144 | 551 | 32 | 107 | | |
| 10:15 | 62 | | 15 | | 74 | | 7 | | 136 | | 22 | | | |
| 10:30 | 56 | | 23 | | 74 | | 8 | | 130 | | 31 | | | |
| 10:45 | 58 | | 17 | | 83 | | 5 | | 141 | | 22 | | | |
| 11:00 | 64 | 276 | 24 | 36 | 54 | 254 | 6 | 19 | 118 | 530 | 30 | 55 | | |
| 11:15 | 68 | | 5 | | 62 | | 9 | | 130 | | 14 | | | |
| 11:30 | 78 | | 4 | | 72 | | 3 | | 150 | | 7 | | | |
| 11:45 | 66 | | 3 | | 66 | | 1 | | 132 | | 4 | | | |
| Totals | 1,547 | | 3,291 | | 2,145 | | 2,619 | | 3,692 | | 5,910 | | | |
| Split% | 41.9 | | 55.7 | | 58.1 | | 44.3 | | | | | | | |
| Day Totals | | 4,838 | | | | 4,764 | | | | 9,602 | | | | |
| Day Splits | | 50.4 | | | | 49.6 | | | | | | | | |
| Peak Hour | 07:15 | | 02:00 | | 07:30 | | 02:30 | | 07:30 | | 02:15 | | | |
| Volume | 466 | | 443 | | 677 | | 550 | | 1,143 | | 968 | | | |
| Factor | 0.52 | | 0.85 | | 0.69 | | 0.69 | | 0.71 | | 0.84 | | | |

Transportation Studies, Inc.

2640 Walnut Avenue, Suite L
Tustin, CA. 92780

Location : AVENIDA TALEGA
Segment : E/O CALLE PORTOFINO
Client : CITY SAN CLEMENT

Site: AN CLEMENTE
Date: 12/19/18

| Interval | EB | | | | WB | | | | Combined | | | | Day: | Wednesday |
|------------|-------|-------|-------|-----|-------|-------|-------|-----|----------|-------|-------|-----|------|-----------|
| | AM | | PM | | AM | | PM | | AM | | PM | | | |
| 12:00 | 4 | 8 | 72 | 238 | 4 | 5 | 62 | 247 | 8 | 13 | 134 | 485 | | |
| 12:15 | 1 | | 60 | | 0 | | 54 | | 1 | | 114 | | | |
| 12:30 | 3 | | 44 | | 0 | | 68 | | 3 | | 112 | | | |
| 12:45 | 0 | | 62 | | 1 | | 63 | | 1 | | 125 | | | |
| 01:00 | 0 | 1 | 51 | 257 | 2 | 3 | 78 | 299 | 2 | 4 | 129 | 556 | | |
| 01:15 | 0 | | 64 | | 0 | | 94 | | 0 | | 158 | | | |
| 01:30 | 1 | | 72 | | 0 | | 61 | | 1 | | 133 | | | |
| 01:45 | 0 | | 70 | | 1 | | 66 | | 1 | | 136 | | | |
| 02:00 | 0 | 1 | 57 | 400 | 0 | 2 | 62 | 437 | 0 | 3 | 119 | 837 | | |
| 02:15 | 0 | | 104 | | 1 | | 102 | | 1 | | 206 | | | |
| 02:30 | 1 | | 90 | | 0 | | 92 | | 1 | | 182 | | | |
| 02:45 | 0 | | 149 | | 1 | | 181 | | 1 | | 330 | | | |
| 03:00 | 0 | 0 | 146 | 373 | 0 | 3 | 182 | 407 | 0 | 3 | 328 | 780 | | |
| 03:15 | 0 | | 77 | | 0 | | 96 | | 0 | | 173 | | | |
| 03:30 | 0 | | 66 | | 1 | | 58 | | 1 | | 124 | | | |
| 03:45 | 0 | | 84 | | 2 | | 71 | | 2 | | 155 | | | |
| 04:00 | 0 | 0 | 72 | 274 | 2 | 23 | 77 | 302 | 2 | 23 | 149 | 576 | | |
| 04:15 | 0 | | 67 | | 4 | | 64 | | 4 | | 131 | | | |
| 04:30 | 0 | | 67 | | 8 | | 63 | | 8 | | 130 | | | |
| 04:45 | 0 | | 68 | | 9 | | 98 | | 9 | | 166 | | | |
| 05:00 | 1 | 7 | 84 | 337 | 14 | 62 | 74 | 336 | 15 | 69 | 158 | 673 | | |
| 05:15 | 1 | | 72 | | 6 | | 84 | | 7 | | 156 | | | |
| 05:30 | 3 | | 95 | | 20 | | 92 | | 23 | | 187 | | | |
| 05:45 | 2 | | 86 | | 22 | | 86 | | 24 | | 172 | | | |
| 06:00 | 6 | 32 | 88 | 332 | 29 | 133 | 52 | 190 | 35 | 165 | 140 | 522 | | |
| 06:15 | 4 | | 74 | | 30 | | 56 | | 34 | | 130 | | | |
| 06:30 | 9 | | 76 | | 32 | | 48 | | 41 | | 124 | | | |
| 06:45 | 13 | | 94 | | 42 | | 34 | | 55 | | 128 | | | |
| 07:00 | 36 | 217 | 72 | 233 | 70 | 598 | 37 | 139 | 106 | 815 | 109 | 372 | | |
| 07:15 | 25 | | 52 | | 114 | | 48 | | 139 | | 100 | | | |
| 07:30 | 38 | | 55 | | 126 | | 30 | | 164 | | 85 | | | |
| 07:45 | 118 | | 54 | | 288 | | 24 | | 406 | | 78 | | | |
| 08:00 | 136 | 307 | 36 | 167 | 266 | 473 | 34 | 117 | 402 | 780 | 70 | 284 | | |
| 08:15 | 95 | | 46 | | 86 | | 30 | | 181 | | 76 | | | |
| 08:30 | 34 | | 49 | | 67 | | 28 | | 101 | | 77 | | | |
| 08:45 | 42 | | 36 | | 54 | | 25 | | 96 | | 61 | | | |
| 09:00 | 43 | 201 | 36 | 118 | 70 | 302 | 16 | 69 | 113 | 503 | 52 | 187 | | |
| 09:15 | 46 | | 33 | | 64 | | 17 | | 110 | | 50 | | | |
| 09:30 | 54 | | 25 | | 86 | | 18 | | 140 | | 43 | | | |
| 09:45 | 58 | | 24 | | 82 | | 18 | | 140 | | 42 | | | |
| 10:00 | 58 | 193 | 20 | 70 | 72 | 310 | 13 | 36 | 130 | 503 | 33 | 106 | | |
| 10:15 | 45 | | 13 | | 84 | | 10 | | 129 | | 23 | | | |
| 10:30 | 44 | | 22 | | 71 | | 7 | | 115 | | 29 | | | |
| 10:45 | 46 | | 15 | | 83 | | 6 | | 129 | | 21 | | | |
| 11:00 | 49 | 227 | 16 | 23 | 60 | 253 | 8 | 20 | 109 | 480 | 24 | 43 | | |
| 11:15 | 66 | | 4 | | 67 | | 8 | | 133 | | 12 | | | |
| 11:30 | 64 | | 1 | | 58 | | 3 | | 122 | | 4 | | | |
| 11:45 | 48 | | 2 | | 68 | | 1 | | 116 | | 3 | | | |
| Totals | 1,194 | | 2,822 | | 2,167 | | 2,599 | | 3,361 | | 5,421 | | | |
| Split% | 35.5 | | 52.1 | | 64.5 | | 47.9 | | | | | | | |
| Day Totals | | 4,016 | | | | 4,766 | | | | 8,782 | | | | |
| Day Splits | | 45.7 | | | | 54.3 | | | | | | | | |
| Peak Hour | 07:30 | | 02:15 | | 07:15 | | 02:15 | | 07:30 | | 02:15 | | | |
| Volume | 387 | | 489 | | 794 | | 557 | | 1,153 | | 1,046 | | | |
| Factor | 0.71 | | 0.82 | | 0.69 | | 0.77 | | 0.71 | | 0.79 | | | |

Transportation Studies, Inc.

2640 Walnut Avenue, Suite L
Tustin, CA. 92780

Location : AVENIDA TALEGA
Segment : E/O CALLE SALUDA
Client : CITY SAN CLEMENT

Site: AN CLEMENTE
Date: 12/19/18

| Interval | WB | | | | EB | | | | Combined | | | | Day: | Wednesday |
|------------|-------|-------|-------|-----|-------|-------|-------|-----|----------|-------|-------|-----|------|-----------|
| | AM | | PM | | AM | | PM | | AM | | PM | | | |
| 12:00 | 4 | 7 | 74 | 290 | 6 | 14 | 74 | 275 | 10 | 21 | 148 | 565 | | |
| 12:15 | 1 | | 64 | | 2 | | 67 | | 3 | | 131 | | | |
| 12:30 | 1 | | 78 | | 3 | | 70 | | 4 | | 148 | | | |
| 12:45 | 1 | | 74 | | 3 | | 64 | | 4 | | 138 | | | |
| 01:00 | 2 | 4 | 82 | 318 | 1 | 5 | 76 | 274 | 3 | 9 | 158 | 592 | | |
| 01:15 | 0 | | 88 | | 2 | | 72 | | 2 | | 160 | | | |
| 01:30 | 1 | | 80 | | 0 | | 62 | | 1 | | 142 | | | |
| 01:45 | 1 | | 68 | | 2 | | 64 | | 3 | | 132 | | | |
| 02:00 | 0 | 3 | 96 | 432 | 0 | 0 | 57 | 320 | 0 | 3 | 153 | 752 | | |
| 02:15 | 1 | | 96 | | 0 | | 52 | | 1 | | 148 | | | |
| 02:30 | 1 | | 114 | | 0 | | 71 | | 1 | | 185 | | | |
| 02:45 | 1 | | 126 | | 0 | | 140 | | 1 | | 266 | | | |
| 03:00 | 1 | 5 | 104 | 368 | 1 | 5 | 186 | 510 | 2 | 10 | 290 | 878 | | |
| 03:15 | 0 | | 100 | | 2 | | 110 | | 2 | | 210 | | | |
| 03:30 | 1 | | 77 | | 1 | | 110 | | 2 | | 187 | | | |
| 03:45 | 3 | | 87 | | 1 | | 104 | | 4 | | 191 | | | |
| 04:00 | 3 | 31 | 100 | 351 | 1 | 2 | 81 | 386 | 4 | 33 | 181 | 737 | | |
| 04:15 | 5 | | 83 | | 0 | | 106 | | 5 | | 189 | | | |
| 04:30 | 9 | | 82 | | 1 | | 96 | | 10 | | 178 | | | |
| 04:45 | 14 | | 86 | | 0 | | 103 | | 14 | | 189 | | | |
| 05:00 | 16 | 81 | 84 | 332 | 0 | 9 | 106 | 457 | 16 | 90 | 190 | 789 | | |
| 05:15 | 8 | | 86 | | 0 | | 123 | | 8 | | 209 | | | |
| 05:30 | 24 | | 76 | | 3 | | 132 | | 27 | | 208 | | | |
| 05:45 | 33 | | 86 | | 6 | | 96 | | 39 | | 182 | | | |
| 06:00 | 34 | 166 | 58 | 213 | 6 | 39 | 116 | 392 | 40 | 205 | 174 | 605 | | |
| 06:15 | 29 | | 57 | | 5 | | 107 | | 34 | | 164 | | | |
| 06:30 | 48 | | 50 | | 8 | | 89 | | 56 | | 139 | | | |
| 06:45 | 55 | | 48 | | 20 | | 80 | | 75 | | 128 | | | |
| 07:00 | 101 | 697 | 45 | 154 | 30 | 203 | 98 | 297 | 131 | 900 | 143 | 451 | | |
| 07:15 | 184 | | 44 | | 36 | | 82 | | 220 | | 126 | | | |
| 07:30 | 172 | | 38 | | 40 | | 58 | | 212 | | 96 | | | |
| 07:45 | 240 | | 27 | | 97 | | 59 | | 337 | | 86 | | | |
| 08:00 | 159 | 422 | 35 | 121 | 140 | 353 | 56 | 233 | 299 | 775 | 91 | 354 | | |
| 08:15 | 101 | | 42 | | 98 | | 78 | | 199 | | 120 | | | |
| 08:30 | 88 | | 19 | | 65 | | 64 | | 153 | | 83 | | | |
| 08:45 | 74 | | 25 | | 50 | | 35 | | 124 | | 60 | | | |
| 09:00 | 86 | 341 | 16 | 76 | 50 | 229 | 35 | 112 | 136 | 570 | 51 | 188 | | |
| 09:15 | 79 | | 20 | | 70 | | 31 | | 149 | | 51 | | | |
| 09:30 | 93 | | 21 | | 54 | | 28 | | 147 | | 49 | | | |
| 09:45 | 83 | | 19 | | 55 | | 18 | | 138 | | 37 | | | |
| 10:00 | 87 | 339 | 11 | 30 | 70 | 233 | 28 | 80 | 157 | 572 | 39 | 110 | | |
| 10:15 | 82 | | 11 | | 55 | | 28 | | 137 | | 39 | | | |
| 10:30 | 70 | | 5 | | 62 | | 18 | | 132 | | 23 | | | |
| 10:45 | 100 | | 3 | | 46 | | 6 | | 146 | | 9 | | | |
| 11:00 | 60 | 271 | 8 | 22 | 64 | 216 | 6 | 18 | 124 | 487 | 14 | 40 | | |
| 11:15 | 67 | | 7 | | 42 | | 5 | | 109 | | 12 | | | |
| 11:30 | 71 | | 5 | | 52 | | 7 | | 123 | | 12 | | | |
| 11:45 | 73 | | 2 | | 58 | | 0 | | 131 | | 2 | | | |
| Totals | 2,367 | | 2,707 | | 1,308 | | 3,354 | | 3,675 | | 6,061 | | | |
| Split% | 64.4 | | 44.7 | | 35.6 | | 55.3 | | | | | | | |
| Day Totals | | 5,074 | | | | 4,662 | | | | 9,736 | | | | |
| Day Splits | | 52.1 | | | | 47.9 | | | | | | | | |
| Peak Hour | 07:15 | | 02:30 | | 07:45 | | 02:45 | | 07:15 | | 02:45 | | | |
| Volume | 755 | | 444 | | 400 | | 546 | | 1,068 | | 953 | | | |
| Factor | 0.79 | | 0.88 | | 0.71 | | 0.73 | | 0.79 | | 0.82 | | | |

Transportation Studies, Inc.

2640 Walnut Avenue, Ste H
Tustin, CA. 92780

Location : CAMINO TIERRA GRANDE
Segment : AVENIDA TALEGA TO VIA TIMON
Client : CITY SAN CLEMENTE

Site: SAN CLEMENTE
Date: 01/29/14

| Interval | NB | | | | SB | | | | Combined | | Day: | Wednesday |
|------------|-------|-------|-------|-----|-------|-------|-------|-----|----------|-------|-------|-----------|
| | AM | PM | AM | PM | AM | PM | AM | PM | | | | |
| 12:00 | 0 | 0 | 22 | 76 | 0 | 1 | 27 | 76 | 0 | 1 | 49 | 152 |
| 12:15 | 0 | | 26 | | 1 | | 14 | | 1 | | 40 | |
| 12:30 | 0 | | 12 | | 0 | | 22 | | 0 | | 34 | |
| 12:45 | 0 | | 16 | | 0 | | 13 | | 0 | | 29 | |
| 01:00 | 0 | 1 | 21 | 80 | 0 | 1 | 19 | 78 | 0 | 2 | 40 | 158 |
| 01:15 | 1 | | 12 | | 0 | | 27 | | 1 | | 39 | |
| 01:30 | 0 | | 16 | | 0 | | 13 | | 0 | | 29 | |
| 01:45 | 0 | | 31 | | 1 | | 19 | | 1 | | 50 | |
| 02:00 | 0 | 1 | 14 | 80 | 0 | 0 | 32 | 103 | 0 | 1 | 46 | 183 |
| 02:15 | 1 | | 13 | | 0 | | 24 | | 1 | | 37 | |
| 02:30 | 0 | | 11 | | 0 | | 27 | | 0 | | 38 | |
| 02:45 | 0 | | 42 | | 0 | | 20 | | 0 | | 62 | |
| 03:00 | 1 | 1 | 48 | 147 | 0 | 1 | 22 | 90 | 1 | 2 | 70 | 237 |
| 03:15 | 0 | | 27 | | 1 | | 20 | | 1 | | 47 | |
| 03:30 | 0 | | 32 | | 0 | | 24 | | 0 | | 56 | |
| 03:45 | 0 | | 40 | | 0 | | 24 | | 0 | | 64 | |
| 04:00 | 0 | 0 | 18 | 108 | 1 | 10 | 19 | 89 | 1 | 10 | 37 | 197 |
| 04:15 | 0 | | 28 | | 3 | | 27 | | 3 | | 55 | |
| 04:30 | 0 | | 36 | | 1 | | 22 | | 1 | | 58 | |
| 04:45 | 0 | | 26 | | 5 | | 21 | | 5 | | 47 | |
| 05:00 | 1 | 4 | 41 | 130 | 7 | 25 | 16 | 80 | 8 | 29 | 57 | 210 |
| 05:15 | 1 | | 39 | | 5 | | 28 | | 6 | | 67 | |
| 05:30 | 0 | | 31 | | 7 | | 16 | | 7 | | 47 | |
| 05:45 | 2 | | 19 | | 6 | | 20 | | 8 | | 39 | |
| 06:00 | 1 | 17 | 31 | 107 | 9 | 47 | 28 | 66 | 10 | 64 | 59 | 173 |
| 06:15 | 3 | | 21 | | 14 | | 12 | | 17 | | 33 | |
| 06:30 | 5 | | 29 | | 9 | | 16 | | 14 | | 45 | |
| 06:45 | 8 | | 26 | | 15 | | 10 | | 23 | | 36 | |
| 07:00 | 5 | 44 | 24 | 93 | 27 | 190 | 14 | 34 | 32 | 234 | 38 | 127 |
| 07:15 | 5 | | 21 | | 33 | | 10 | | 38 | | 31 | |
| 07:30 | 10 | | 26 | | 50 | | 4 | | 60 | | 30 | |
| 07:45 | 24 | | 22 | | 80 | | 6 | | 104 | | 28 | |
| 08:00 | 27 | 93 | 23 | 80 | 37 | 99 | 6 | 24 | 64 | 192 | 29 | 104 |
| 08:15 | 19 | | 21 | | 24 | | 5 | | 43 | | 26 | |
| 08:30 | 14 | | 14 | | 20 | | 6 | | 34 | | 20 | |
| 08:45 | 33 | | 22 | | 18 | | 7 | | 51 | | 29 | |
| 09:00 | 24 | 92 | 16 | 33 | 15 | 75 | 3 | 9 | 39 | 167 | 19 | 42 |
| 09:15 | 28 | | 8 | | 15 | | 5 | | 43 | | 13 | |
| 09:30 | 17 | | 4 | | 22 | | 0 | | 39 | | 4 | |
| 09:45 | 23 | | 5 | | 23 | | 1 | | 46 | | 6 | |
| 10:00 | 22 | 72 | 5 | 10 | 24 | 83 | 2 | 4 | 46 | 155 | 7 | 14 |
| 10:15 | 13 | | 3 | | 15 | | 0 | | 28 | | 3 | |
| 10:30 | 17 | | 1 | | 25 | | 2 | | 42 | | 3 | |
| 10:45 | 20 | | 1 | | 19 | | 0 | | 39 | | 1 | |
| 11:00 | 8 | 87 | 1 | 9 | 22 | 104 | 0 | 3 | 30 | 191 | 1 | 12 |
| 11:15 | 18 | | 0 | | 32 | | 2 | | 50 | | 2 | |
| 11:30 | 28 | | 2 | | 20 | | 0 | | 48 | | 2 | |
| 11:45 | 33 | | 6 | | 30 | | 1 | | 63 | | 7 | |
| Totals | 412 | | 953 | | 636 | | 656 | | 1,048 | | 1,609 | |
| Split% | 39.3 | | 59.2 | | 60.7 | | 40.8 | | | | | |
| Day Totals | | 1,365 | | | | 1,292 | | | | 2,657 | | |
| Day Splits | | 51.4 | | | | 48.6 | | | | | | |
| Peak Hour | 08:45 | | 02:45 | | 07:15 | | 02:00 | | 07:30 | | 03:00 | |
| Volume | 102 | | 149 | | 200 | | 103 | | 271 | | 237 | |
| Factor | 0.77 | | 0.78 | | 0.63 | | 0.80 | | 0.65 | | 0.85 | |



City of San Clemente

Engineering Division

Project: 100 blk Trafalgar Lane Traffic Calming
 Location: Trafalgar Lane, from Ola Vista to El Camino Real

Site Code: 113TRAFA
 Ola Vista
 El Camino Real
 Date Start: 09-Aug-11
 Date End: 15-Aug-11
 Date Printed: 18-Aug-11

| Start Time | 08-Aug-11 | | Tue | | Wed | | Thu | | Fri | | Sat | | Sun | | Week Average | |
|------------|-----------|----|-------|-------|-------|-------|-------|-------|-------|-------|-------|-------|-------|-------|--------------|-------|
| | EB | WB | EB | WB | EB | WB | EB | WB | EB | WB | EB | WB | EB | WB | EB | WB |
| 12:00 AM | * | * | * | * | 0 | 0 | 3 | 1 | 3 | 1 | 4 | 6 | 4 | 3 | 3 | 2 |
| 01:00 | * | * | * | * | 1 | 1 | 2 | 0 | 1 | 0 | 1 | 0 | 2 | 0 | 1 | 0 |
| 02:00 | * | * | * | * | 1 | 0 | 0 | 1 | 0 | 1 | 2 | 2 | 1 | 0 | 1 | 1 |
| 03:00 | * | * | * | * | 0 | 1 | 0 | 0 | 0 | 0 | 0 | 1 | 0 | 2 | 0 | 1 |
| 04:00 | * | * | * | * | 0 | 1 | 1 | 0 | 0 | 1 | 0 | 1 | 0 | 0 | 0 | 1 |
| 05:00 | * | * | * | * | 1 | 2 | 2 | 4 | 1 | 3 | 2 | 0 | 0 | 1 | 1 | 2 |
| 06:00 | * | * | * | * | 2 | 8 | 4 | 6 | 8 | 4 | 5 | 1 | 2 | 0 | 4 | 4 |
| 07:00 | * | * | * | * | 6 | 9 | 13 | 12 | 7 | 6 | 12 | 5 | 6 | 4 | 9 | 7 |
| 08:00 | * | * | * | * | 24 | 13 | 10 | 12 | 12 | 10 | 9 | 5 | 14 | 3 | 14 | 9 |
| 09:00 | * | * | * | * | 9 | 5 | 13 | 11 | 13 | 10 | 26 | 13 | 13 | 11 | 15 | 10 |
| 10:00 | * | * | * | * | 13 | 15 | 14 | 9 | 25 | 13 | 16 | 7 | 11 | 7 | 16 | 10 |
| 11:00 | * | * | * | * | 25 | 7 | 24 | 8 | 19 | 9 | 12 | 10 | 0 | 0 | 16 | 7 |
| 12:00 PM | * | * | 18 | 13 | 26 | 16 | 26 | 9 | 21 | 17 | 14 | 6 | 0 | 0 | 18 | 10 |
| 01:00 | * | * | 22 | 9 | 25 | 21 | 19 | 7 | 14 | 16 | 61 | 10 | 0 | 0 | 24 | 10 |
| 02:00 | * | * | 12 | 10 | 17 | 13 | 17 | 11 | 15 | 4 | 23 | 15 | 0 | 0 | 14 | 9 |
| 03:00 | * | * | 20 | 14 | 13 | 16 | 17 | 18 | 13 | 12 | 13 | 12 | 0 | 0 | 13 | 12 |
| 04:00 | * | * | 13 | 19 | 18 | 9 | 17 | 8 | 16 | 6 | 23 | 10 | 0 | 0 | 14 | 9 |
| 05:00 | * | * | 24 | 11 | 23 | 8 | 23 | 10 | 16 | 9 | 19 | 13 | 0 | 0 | 18 | 8 |
| 06:00 | * | * | 26 | 7 | 17 | 4 | 25 | 9 | 20 | 9 | 25 | 6 | 0 | 0 | 19 | 6 |
| 07:00 | * | * | 21 | 11 | 21 | 5 | 15 | 12 | 19 | 6 | 12 | 5 | 0 | 0 | 15 | 6 |
| 08:00 | * | * | 11 | 6 | 8 | 9 | 16 | 5 | 9 | 9 | 8 | 8 | 0 | 0 | 9 | 6 |
| 09:00 | * | * | 8 | 2 | 5 | 4 | 9 | 6 | 2 | 3 | 3 | 5 | 0 | 0 | 4 | 3 |
| 10:00 | * | * | 3 | 3 | 2 | 1 | 4 | 1 | 9 | 5 | 6 | 5 | 0 | 0 | 4 | 2 |
| 11:00 | * | * | 3 | 3 | 2 | 4 | 2 | 0 | 4 | 3 | 15 | 0 | 0 | 0 | 4 | 2 |
| Lane | 0 | 0 | 181 | 108 | 259 | 172 | 276 | 160 | 247 | 157 | 311 | 146 | 53 | 31 | 236 | 137 |
| Day | 0 | 0 | 289 | | 431 | | 436 | | 404 | | 457 | | 84 | | 373 | |
| AM Peak | | | | | 11:00 | 10:00 | 11:00 | 07:00 | 10:00 | 10:00 | 09:00 | 09:00 | 08:00 | 09:00 | 10:00 | 09:00 |
| Vol. | | | | | 25 | 15 | 24 | 12 | 25 | 13 | 26 | 13 | 14 | 11 | 16 | 10 |
| PM Peak | | | 18:00 | 16:00 | 12:00 | 13:00 | 12:00 | 15:00 | 12:00 | 12:00 | 13:00 | 14:00 | | | 13:00 | 15:00 |
| Vol. | | | 26 | 19 | 26 | 21 | 26 | 18 | 21 | 17 | 61 | 15 | | | 24 | 12 |

Transportation Studies, Inc.

2640 Walnut Avenue, Suite L
Tustin, CA. 92780

Location : AVENIDA VALENCIA
Segment : W/O AVENIDA DEL PRESIDENTE
Client : CITY SAN CLEMENT

Site: AN CLEMENTE
Date: 01/29/19

| Interval | EB | | | | WB | | | | Combined | | | | Day: | Tuesday |
|------------|-------|-------|-------|-----|-------|-------|-------|-----|----------|-------|-------|-----|------|---------|
| | AM | | PM | | AM | | PM | | AM | | PM | | | |
| 12:00 | 2 | 2 | 43 | 140 | 1 | 6 | 38 | 150 | 3 | 8 | 81 | 290 | | |
| 12:15 | 0 | | 26 | | 2 | | 38 | | 2 | | 64 | | | |
| 12:30 | 0 | | 30 | | 1 | | 28 | | 1 | | 58 | | | |
| 12:45 | 0 | | 41 | | 2 | | 46 | | 2 | | 87 | | | |
| 01:00 | 1 | 3 | 39 | 138 | 0 | 2 | 39 | 164 | 1 | 5 | 78 | 302 | | |
| 01:15 | 1 | | 36 | | 2 | | 48 | | 3 | | 84 | | | |
| 01:30 | 0 | | 34 | | 0 | | 42 | | 0 | | 76 | | | |
| 01:45 | 1 | | 29 | | 0 | | 35 | | 1 | | 64 | | | |
| 02:00 | 0 | 0 | 28 | 139 | 0 | 1 | 36 | 142 | 0 | 1 | 64 | 281 | | |
| 02:15 | 0 | | 44 | | 1 | | 28 | | 1 | | 72 | | | |
| 02:30 | 0 | | 38 | | 0 | | 41 | | 0 | | 79 | | | |
| 02:45 | 0 | | 29 | | 0 | | 37 | | 0 | | 66 | | | |
| 03:00 | 0 | 2 | 35 | 168 | 0 | 2 | 46 | 196 | 0 | 4 | 81 | 364 | | |
| 03:15 | 1 | | 39 | | 2 | | 42 | | 3 | | 81 | | | |
| 03:30 | 0 | | 42 | | 0 | | 54 | | 0 | | 96 | | | |
| 03:45 | 1 | | 52 | | 0 | | 54 | | 1 | | 106 | | | |
| 04:00 | 1 | 20 | 52 | 156 | 1 | 6 | 53 | 202 | 2 | 26 | 105 | 358 | | |
| 04:15 | 7 | | 39 | | 0 | | 39 | | 7 | | 78 | | | |
| 04:30 | 3 | | 35 | | 5 | | 64 | | 8 | | 99 | | | |
| 04:45 | 9 | | 30 | | 0 | | 46 | | 9 | | 76 | | | |
| 05:00 | 9 | 35 | 34 | 153 | 0 | 6 | 42 | 178 | 9 | 41 | 76 | 331 | | |
| 05:15 | 5 | | 39 | | 2 | | 44 | | 7 | | 83 | | | |
| 05:30 | 9 | | 38 | | 2 | | 50 | | 11 | | 88 | | | |
| 05:45 | 12 | | 42 | | 2 | | 42 | | 14 | | 84 | | | |
| 06:00 | 18 | 109 | 23 | 94 | 6 | 56 | 48 | 162 | 24 | 165 | 71 | 256 | | |
| 06:15 | 27 | | 27 | | 18 | | 52 | | 45 | | 79 | | | |
| 06:30 | 29 | | 24 | | 16 | | 34 | | 45 | | 58 | | | |
| 06:45 | 35 | | 20 | | 16 | | 28 | | 51 | | 48 | | | |
| 07:00 | 37 | 222 | 11 | 50 | 20 | 117 | 34 | 122 | 57 | 339 | 45 | 172 | | |
| 07:15 | 64 | | 15 | | 24 | | 28 | | 88 | | 43 | | | |
| 07:30 | 60 | | 13 | | 27 | | 30 | | 87 | | 43 | | | |
| 07:45 | 61 | | 11 | | 46 | | 30 | | 107 | | 41 | | | |
| 08:00 | 44 | 172 | 10 | 42 | 42 | 133 | 16 | 77 | 86 | 305 | 26 | 119 | | |
| 08:15 | 38 | | 12 | | 40 | | 24 | | 78 | | 36 | | | |
| 08:30 | 45 | | 14 | | 25 | | 21 | | 70 | | 35 | | | |
| 08:45 | 45 | | 6 | | 26 | | 16 | | 71 | | 22 | | | |
| 09:00 | 44 | 157 | 7 | 30 | 29 | 122 | 16 | 59 | 73 | 279 | 23 | 89 | | |
| 09:15 | 38 | | 14 | | 31 | | 15 | | 69 | | 29 | | | |
| 09:30 | 41 | | 6 | | 38 | | 17 | | 79 | | 23 | | | |
| 09:45 | 34 | | 3 | | 24 | | 11 | | 58 | | 14 | | | |
| 10:00 | 32 | 135 | 9 | 15 | 30 | 118 | 11 | 19 | 62 | 253 | 20 | 34 | | |
| 10:15 | 26 | | 0 | | 34 | | 1 | | 60 | | 1 | | | |
| 10:30 | 40 | | 4 | | 28 | | 2 | | 68 | | 6 | | | |
| 10:45 | 37 | | 2 | | 26 | | 5 | | 63 | | 7 | | | |
| 11:00 | 40 | 157 | 2 | 5 | 34 | 137 | 1 | 3 | 74 | 294 | 3 | 8 | | |
| 11:15 | 38 | | 1 | | 30 | | 0 | | 68 | | 1 | | | |
| 11:30 | 40 | | 2 | | 41 | | 2 | | 81 | | 4 | | | |
| 11:45 | 39 | | 0 | | 32 | | 0 | | 71 | | 0 | | | |
| Totals | 1,014 | | 1,130 | | 706 | | 1,474 | | 1,720 | | 2,604 | | | |
| Split% | 59.0 | | 43.4 | | 41.0 | | 56.6 | | | | | | | |
| Day Totals | | 2,144 | | | | 2,180 | | | | 4,324 | | | | |
| Day Splits | | 49.6 | | | | 50.4 | | | | | | | | |
| Peak Hour | 07:15 | | 03:15 | | 07:30 | | 03:45 | | 07:15 | | 03:15 | | | |
| Volume | 229 | | 185 | | 155 | | 210 | | 368 | | 388 | | | |
| Factor | 0.89 | | 0.89 | | 0.84 | | 0.82 | | 0.86 | | 0.92 | | | |

Transportation Studies, Inc.

2640 Walnut Avenue, Suite L
Tustin, CA. 92780

Location : AVENIDA VALENCIA
Segment : W/O S. OLA VISTA
Client : CITY SAN CLEMENT

Site: AN CLEMENTE
Date: 01/29/19

| Interval | EB | | | | WB | | | | Combined | | | | Day: | Tuesday |
|------------|-------|-------|-------|----|-------|------|-------|----|----------|-------|-------|-----|------|---------|
| | AM | | PM | | AM | | PM | | AM | | PM | | | |
| 12:00 | 0 | 0 | 26 | 87 | 0 | 1 | 12 | 55 | 0 | 1 | 38 | 142 | | |
| 12:15 | 0 | | 20 | | 0 | | 14 | | 0 | | 34 | | | |
| 12:30 | 0 | | 10 | | 0 | | 12 | | 0 | | 22 | | | |
| 12:45 | 0 | | 31 | | 1 | | 17 | | 1 | | 48 | | | |
| 01:00 | 0 | 0 | 26 | 68 | 0 | 0 | 22 | 60 | 0 | 0 | 48 | 128 | | |
| 01:15 | 0 | | 14 | | 0 | | 12 | | 0 | | 26 | | | |
| 01:30 | 0 | | 18 | | 0 | | 16 | | 0 | | 34 | | | |
| 01:45 | 0 | | 10 | | 0 | | 10 | | 0 | | 20 | | | |
| 02:00 | 0 | 0 | 10 | 77 | 0 | 1 | 13 | 49 | 0 | 1 | 23 | 126 | | |
| 02:15 | 0 | | 24 | | 1 | | 9 | | 1 | | 33 | | | |
| 02:30 | 0 | | 29 | | 0 | | 13 | | 0 | | 42 | | | |
| 02:45 | 0 | | 14 | | 0 | | 14 | | 0 | | 28 | | | |
| 03:00 | 0 | 1 | 20 | 97 | 0 | 0 | 16 | 70 | 0 | 1 | 36 | 167 | | |
| 03:15 | 0 | | 21 | | 0 | | 15 | | 0 | | 36 | | | |
| 03:30 | 0 | | 31 | | 0 | | 23 | | 0 | | 54 | | | |
| 03:45 | 1 | | 25 | | 0 | | 16 | | 1 | | 41 | | | |
| 04:00 | 2 | 7 | 20 | 70 | 1 | 1 | 12 | 51 | 3 | 8 | 32 | 121 | | |
| 04:15 | 0 | | 16 | | 0 | | 15 | | 0 | | 31 | | | |
| 04:30 | 0 | | 12 | | 0 | | 12 | | 0 | | 24 | | | |
| 04:45 | 5 | | 22 | | 0 | | 12 | | 5 | | 34 | | | |
| 05:00 | 12 | 28 | 18 | 73 | 0 | 1 | 16 | 52 | 12 | 29 | 34 | 125 | | |
| 05:15 | 2 | | 25 | | 1 | | 15 | | 3 | | 40 | | | |
| 05:30 | 7 | | 14 | | 0 | | 11 | | 7 | | 25 | | | |
| 05:45 | 7 | | 16 | | 0 | | 10 | | 7 | | 26 | | | |
| 06:00 | 8 | 49 | 10 | 40 | 3 | 19 | 14 | 43 | 11 | 68 | 24 | 83 | | |
| 06:15 | 10 | | 6 | | 4 | | 14 | | 14 | | 20 | | | |
| 06:30 | 15 | | 14 | | 6 | | 10 | | 21 | | 24 | | | |
| 06:45 | 16 | | 10 | | 6 | | 5 | | 22 | | 15 | | | |
| 07:00 | 22 | 123 | 2 | 18 | 7 | 42 | 10 | 31 | 29 | 165 | 12 | 49 | | |
| 07:15 | 32 | | 4 | | 8 | | 6 | | 40 | | 10 | | | |
| 07:30 | 39 | | 4 | | 7 | | 7 | | 46 | | 11 | | | |
| 07:45 | 30 | | 8 | | 20 | | 8 | | 50 | | 16 | | | |
| 08:00 | 25 | 103 | 8 | 24 | 13 | 33 | 6 | 22 | 38 | 136 | 14 | 46 | | |
| 08:15 | 28 | | 6 | | 8 | | 7 | | 36 | | 13 | | | |
| 08:30 | 22 | | 5 | | 8 | | 5 | | 30 | | 10 | | | |
| 08:45 | 28 | | 5 | | 4 | | 4 | | 32 | | 9 | | | |
| 09:00 | 26 | 100 | 10 | 22 | 19 | 46 | 5 | 19 | 45 | 146 | 15 | 41 | | |
| 09:15 | 22 | | 6 | | 12 | | 7 | | 34 | | 13 | | | |
| 09:30 | 25 | | 4 | | 9 | | 3 | | 34 | | 7 | | | |
| 09:45 | 27 | | 2 | | 6 | | 4 | | 33 | | 6 | | | |
| 10:00 | 9 | 72 | 6 | 14 | 8 | 38 | 4 | 8 | 17 | 110 | 10 | 22 | | |
| 10:15 | 14 | | 2 | | 14 | | 3 | | 28 | | 5 | | | |
| 10:30 | 29 | | 4 | | 8 | | 0 | | 37 | | 4 | | | |
| 10:45 | 20 | | 2 | | 8 | | 1 | | 28 | | 3 | | | |
| 11:00 | 22 | 70 | 0 | 0 | 8 | 42 | 0 | 1 | 30 | 112 | 0 | 1 | | |
| 11:15 | 18 | | 0 | | 13 | | 0 | | 31 | | 0 | | | |
| 11:30 | 12 | | 0 | | 11 | | 1 | | 23 | | 1 | | | |
| 11:45 | 18 | | 0 | | 10 | | 0 | | 28 | | 0 | | | |
| Totals | 553 | | 590 | | 224 | | 461 | | 777 | | 1,051 | | | |
| Split% | 71.2 | | 56.1 | | 28.8 | | 43.9 | | | | | | | |
| Day Totals | | 1,143 | | | | 685 | | | | 1,828 | | | | |
| Day Splits | | 62.5 | | | | 37.5 | | | | | | | | |
| Peak Hour | 07:15 | | 03:00 | | 07:45 | | 03:00 | | 07:15 | | 03:00 | | | |
| Volume | 126 | | 97 | | 49 | | 70 | | 174 | | 167 | | | |
| Factor | 0.81 | | 0.78 | | 0.61 | | 0.76 | | 0.87 | | 0.77 | | | |



City of San Clemente

Engineering Division

Site Code: 853VALARTA
Untitled S

Project: 700 & 800 blocks Calle Vallarta Traffic Calming
Location of Survey: 854 Calle Vallarta
Weather: Clear

Date Start: 28-Feb-13
Date End: 06-Mar-13
Date Printed: 07-Mar-13

| Start Time | 25-Feb-13 | | Tue | | Wed | | Thu | | Fri | | Sat | | Sun | | Week Average | | |
|------------|-----------|----|-----|----|-----|----|-----|-------|-------|-------|-------|-------|-------|-------|--------------|-------|-------|
| | WB | EB | WB | EB | WB | EB | WB | EB | WB | EB | WB | EB | WB | EB | WB | EB | |
| 12:00 AM | * | * | * | * | * | * | * | * | 0 | 0 | 4 | 1 | 4 | 2 | 3 | 1 | |
| 01:00 | * | * | * | * | * | * | * | * | 1 | 0 | 1 | 0 | 0 | 2 | 1 | 1 | |
| 02:00 | * | * | * | * | * | * | * | * | 0 | 0 | 1 | 1 | 1 | 0 | 1 | 0 | |
| 03:00 | * | * | * | * | * | * | * | * | 0 | 0 | 1 | 2 | 0 | 0 | 0 | 1 | |
| 04:00 | * | * | * | * | * | * | * | * | 1 | 1 | 1 | 1 | 0 | 1 | 1 | 1 | |
| 05:00 | * | * | * | * | * | * | * | * | 0 | 3 | 1 | 0 | 1 | 0 | 1 | 1 | |
| 06:00 | * | * | * | * | * | * | * | * | 5 | 5 | 1 | 1 | 3 | 2 | 3 | 3 | |
| 07:00 | * | * | * | * | * | * | * | * | 18 | 30 | 8 | 7 | 6 | 7 | 11 | 15 | |
| 08:00 | * | * | * | * | * | * | * | * | 24 | 20 | 14 | 25 | 8 | 10 | 15 | 18 | |
| 09:00 | * | * | * | * | * | * | * | * | 15 | 19 | 23 | 16 | 11 | 18 | 16 | 18 | |
| 10:00 | * | * | * | * | * | * | * | * | 22 | 12 | 21 | 24 | 18 | 23 | 20 | 20 | |
| 11:00 | * | * | * | * | * | * | * | * | 26 | 22 | 28 | 29 | 20 | 27 | 25 | 26 | |
| 12:00 PM | * | * | * | * | * | * | * | 29 | 24 | 28 | 28 | 27 | 24 | 31 | 28 | 29 | 26 |
| 01:00 | * | * | * | * | * | * | * | 18 | 24 | 21 | 23 | 34 | 31 | 23 | 23 | 24 | 25 |
| 02:00 | * | * | * | * | * | * | * | 31 | 26 | 31 | 32 | 23 | 20 | 15 | 21 | 25 | 25 |
| 03:00 | * | * | * | * | * | * | * | 26 | 37 | 27 | 18 | 23 | 22 | 23 | 21 | 25 | 24 |
| 04:00 | * | * | * | * | * | * | * | 28 | 33 | 28 | 23 | 21 | 29 | 22 | 27 | 25 | 28 |
| 05:00 | * | * | * | * | * | * | * | 39 | 35 | 30 | 28 | 22 | 22 | 26 | 19 | 29 | 26 |
| 06:00 | * | * | * | * | * | * | * | 24 | 16 | 22 | 26 | 18 | 23 | 22 | 20 | 22 | 21 |
| 07:00 | * | * | * | * | * | * | * | 21 | 13 | 20 | 26 | 27 | 26 | 10 | 10 | 20 | 19 |
| 08:00 | * | * | * | * | * | * | * | 8 | 9 | 9 | 11 | 13 | 12 | 11 | 7 | 10 | 10 |
| 09:00 | * | * | * | * | * | * | * | 8 | 8 | 10 | 12 | 7 | 11 | 5 | 3 | 8 | 8 |
| 10:00 | * | * | * | * | * | * | * | 6 | 4 | 9 | 9 | 23 | 19 | 2 | 4 | 10 | 9 |
| 11:00 | * | * | * | * | * | * | * | 0 | 0 | 4 | 6 | 5 | 5 | 0 | 2 | 2 | 3 |
| Lane | 0 | 0 | 0 | 0 | 0 | 0 | 0 | 238 | 229 | 351 | 354 | 347 | 351 | 262 | 277 | 326 | 329 |
| Day | 0 | 0 | 0 | 0 | 0 | 0 | 0 | 467 | 229 | 705 | 708 | 698 | 659 | 539 | 539 | 655 | 655 |
| AM Peak | | | | | | | | | | 11:00 | 07:00 | 11:00 | 11:00 | 11:00 | 11:00 | 11:00 | 11:00 |
| Vol. | | | | | | | | | | 26 | 30 | 28 | 29 | 20 | 27 | 25 | 26 |
| PM Peak | | | | | | | | 17:00 | 15:00 | 14:00 | 14:00 | 13:00 | 13:00 | 12:00 | 12:00 | 12:00 | 16:00 |
| Vol. | | | | | | | | 39 | 37 | 31 | 32 | 34 | 31 | 31 | 28 | 29 | 28 |



City of San Clemente

Engineering Division

Site Code: 853VALARTA
Untitled S

Project: 700 & 800 blocks Calle Vallarta Traffic Calming
Location of Survey: 854 Calle Vallarta
Weather: Clear

Date Start: 28-Feb-13
Date End: 06-Mar-13
Date Printed: 07-Mar-13

| Start Time | 04-Mar-13 | | Tue | | Wed | | Thu | | Fri | | Sat | | Sun | | Week Average | | | |
|-------------|-----------|-----------|-----------|-----------|-----------|-----------|-----|-----|-----|-----|------|----|-----|----|--------------|-----------|-------|-------|
| | WB | EB | WB | EB | WB | EB | WB | EB | WB | EB | WB | EB | WB | EB | WB | EB | | |
| 12:00 AM | 1 | 1 | 0 | 0 | 0 | 0 | * | * | * | * | * | * | * | * | 0 | 0 | | |
| 01:00 | 1 | 0 | 0 | 0 | 0 | 0 | * | * | * | * | * | * | * | * | 0 | 0 | | |
| 02:00 | 0 | 0 | 0 | 0 | 0 | 0 | * | * | * | * | * | * | * | * | 0 | 0 | | |
| 03:00 | 1 | 1 | 1 | 1 | 1 | 1 | * | * | * | * | * | * | * | * | 1 | 1 | | |
| 04:00 | 1 | 0 | 0 | 1 | 0 | 0 | * | * | * | * | * | * | * | * | 0 | 0 | | |
| 05:00 | 0 | 1 | 1 | 0 | 0 | 2 | * | * | * | * | * | * | * | * | 0 | 1 | | |
| 06:00 | 3 | 3 | 5 | 5 | 5 | 7 | * | * | * | * | * | * | * | * | 4 | 5 | | |
| 07:00 | 20 | 39 | 24 | 35 | 25 | 25 | * | * | * | * | * | * | * | * | 23 | 33 | | |
| 08:00 | 21 | 22 | 20 | 18 | 19 | 23 | * | * | * | * | * | * | * | * | 20 | 21 | | |
| 09:00 | 14 | 18 | 27 | 20 | 19 | 16 | * | * | * | * | * | * | * | * | 20 | 18 | | |
| 10:00 | 17 | 25 | 20 | 10 | 22 | 13 | * | * | * | * | * | * | * | * | 20 | 16 | | |
| 11:00 | 27 | 27 | 18 | 26 | * | * | * | * | * | * | * | * | * | * | 22 | 26 | | |
| 12:00 PM | 25 | 23 | 23 | 29 | * | * | * | * | * | * | * | * | * | * | 24 | 26 | | |
| 01:00 | 22 | 19 | 25 | 25 | * | * | * | * | * | * | * | * | * | * | 24 | 22 | | |
| 02:00 | 29 | 21 | 21 | 22 | * | * | * | * | * | * | * | * | * | * | 25 | 22 | | |
| 03:00 | 30 | 25 | 29 | 22 | * | * | * | * | * | * | * | * | * | * | 30 | 24 | | |
| 04:00 | 40 | 32 | 28 | 29 | * | * | * | * | * | * | * | * | * | * | 34 | 30 | | |
| 05:00 | 19 | 27 | 34 | 30 | * | * | * | * | * | * | * | * | * | * | 26 | 28 | | |
| 06:00 | 20 | 29 | 21 | 29 | * | * | * | * | * | * | * | * | * | * | 20 | 29 | | |
| 07:00 | 22 | 15 | 16 | 15 | * | * | * | * | * | * | * | * | * | * | 19 | 15 | | |
| 08:00 | 5 | 9 | 8 | 10 | * | * | * | * | * | * | * | * | * | * | 6 | 10 | | |
| 09:00 | 5 | 7 | 10 | 9 | * | * | * | * | * | * | * | * | * | * | 8 | 8 | | |
| 10:00 | 2 | 3 | 8 | 3 | * | * | * | * | * | * | * | * | * | * | 5 | 3 | | |
| 11:00 | 0 | 0 | 3 | 2 | * | * | * | * | * | * | * | * | * | * | 2 | 1 | | |
| Lane | 325 | 347 | 342 | 341 | 91 | 87 | 0 | 0 | 0 | 0 | 0 | 0 | 0 | 0 | 333 | 339 | | |
| Day | 672 | | 683 | | 178 | | 0 | 0 | 0 | 0 | 0 | 0 | 0 | 0 | 672 | | | |
| AM Peak | 11:00 | 07:00 | 09:00 | 07:00 | 07:00 | 07:00 | | | | | | | | | | | 07:00 | 07:00 |
| Vol. | 27 | 39 | 27 | 35 | 25 | 25 | | | | | | | | | | | 23 | 33 |
| PM Peak | 16:00 | 16:00 | 17:00 | 17:00 | | | | | | | | | | | | | 16:00 | 16:00 |
| Vol. | 40 | 32 | 34 | 30 | | | | | | | | | | | | | 34 | 30 |
| Comb. Total | 672 | | 683 | | 178 | | 467 | 705 | 698 | 539 | 1327 | | | | | | | |
| ADT | ADT 665 | | AADT 665 | | | | | | | | | | | | | | | |



City of San Clemente

Engineering Division

Project: Calle Vallarta Traffic Calming
 Location: Calle Vallarta, W. Guadalajara

Site Code: 793VAL
 Guadalajara
 Frontera

Date Start: 15-Aug-11
 Date End: 26-Aug-11
 Date Printed: 15-Sep-11

| Start Time | 15-Aug-11 | | Tue | | Wed | | Thu | | Fri | | Sat | | Sun | | Week Average | |
|------------|-----------|-------|-------|-------|-------|-------|-------|-------|-------|-------|-------|-------|-------|-------|--------------|-------|
| | WB | EB | WB | EB | WB | EB | WB | EB | WB | EB | WB | EB | WB | EB | WB | EB |
| 12:00 AM | * | * | 0 | 1 | 1 | 0 | 1 | 3 | 3 | 4 | 3 | 6 | 11 | 5 | 3 | 3 |
| 01:00 | * | * | 2 | 4 | 3 | 0 | 0 | 2 | 0 | 1 | 2 | 4 | 2 | 4 | 2 | 2 |
| 02:00 | * | * | 2 | 1 | 1 | 1 | 1 | 3 | 0 | 1 | 0 | 0 | 2 | 3 | 1 | 2 |
| 03:00 | * | * | 0 | 4 | 0 | 3 | 1 | 1 | 1 | 2 | 1 | 2 | 5 | 2 | 1 | 2 |
| 04:00 | * | * | 2 | 1 | 3 | 1 | 1 | 3 | 4 | 1 | 2 | 0 | 0 | 1 | 2 | 1 |
| 05:00 | * | * | 6 | 1 | 3 | 2 | 7 | 2 | 2 | 1 | 1 | 1 | 1 | 0 | 3 | 1 |
| 06:00 | * | * | 9 | 6 | 14 | 7 | 7 | 3 | 9 | 5 | 7 | 4 | 3 | 3 | 8 | 5 |
| 07:00 | * | * | 20 | 18 | 22 | 15 | 23 | 9 | 15 | 7 | 10 | 11 | 4 | 2 | 16 | 10 |
| 08:00 | * | * | 20 | 12 | 24 | 13 | 25 | 18 | 19 | 22 | 16 | 17 | 14 | 8 | 20 | 15 |
| 09:00 | * | * | 16 | 20 | 12 | 19 | 17 | 15 | 20 | 19 | 21 | 15 | 8 | 12 | 16 | 17 |
| 10:00 | 28 | 17 | 27 | 20 | 23 | 18 | 19 | 20 | 32 | 28 | 17 | 12 | 20 | 18 | 24 | 19 |
| 11:00 | 27 | 32 | 24 | 34 | 17 | 18 | 21 | 23 | 27 | 18 | 22 | 23 | 21 | 15 | 23 | 23 |
| 12:00 PM | 32 | 29 | 25 | 24 | 26 | 32 | 29 | 30 | 23 | 30 | 20 | 34 | 22 | 28 | 25 | 30 |
| 01:00 | 25 | 19 | 26 | 27 | 21 | 15 | 29 | 33 | 28 | 26 | 30 | 22 | 28 | 18 | 27 | 23 |
| 02:00 | 17 | 21 | 25 | 16 | 18 | 30 | 42 | 23 | 25 | 23 | 18 | 22 | 27 | 28 | 25 | 23 |
| 03:00 | 20 | 18 | 26 | 39 | 25 | 25 | 16 | 30 | 28 | 32 | 27 | 35 | 17 | 23 | 23 | 29 |
| 04:00 | 31 | 30 | 30 | 28 | 35 | 36 | 27 | 22 | 27 | 34 | 24 | 22 | 22 | 26 | 28 | 28 |
| 05:00 | 32 | 27 | 23 | 30 | 24 | 31 | 39 | 30 | 22 | 25 | 23 | 23 | 29 | 27 | 27 | 28 |
| 06:00 | 24 | 35 | 16 | 19 | 12 | 17 | 17 | 28 | 19 | 23 | 17 | 18 | 17 | 15 | 17 | 22 |
| 07:00 | 19 | 25 | 14 | 15 | 13 | 20 | 7 | 28 | 19 | 12 | 12 | 14 | 14 | 12 | 14 | 18 |
| 08:00 | 16 | 13 | 12 | 22 | 13 | 13 | 13 | 21 | 10 | 26 | 17 | 13 | 17 | 17 | 14 | 18 |
| 09:00 | 15 | 12 | 12 | 15 | 7 | 17 | 5 | 12 | 3 | 15 | 17 | 11 | 3 | 10 | 9 | 13 |
| 10:00 | 2 | 10 | 6 | 4 | 3 | 4 | 5 | 8 | 15 | 8 | 18 | 14 | 4 | 3 | 8 | 7 |
| 11:00 | 4 | 6 | 7 | 7 | 4 | 3 | 4 | 6 | 7 | 7 | 7 | 12 | 3 | 5 | 5 | 7 |
| Lane | 292 | 294 | 350 | 368 | 324 | 340 | 356 | 373 | 358 | 370 | 332 | 335 | 294 | 285 | 341 | 346 |
| Day | 586 | | 718 | | 664 | | 729 | | 728 | | 667 | | 579 | | 687 | |
| AM Peak | 10:00 | 11:00 | 10:00 | 11:00 | 08:00 | 09:00 | 08:00 | 11:00 | 10:00 | 10:00 | 11:00 | 11:00 | 11:00 | 10:00 | 10:00 | 11:00 |
| Vol. | 28 | 32 | 27 | 34 | 24 | 19 | 25 | 23 | 32 | 28 | 22 | 23 | 21 | 18 | 24 | 23 |
| PM Peak | 12:00 | 18:00 | 16:00 | 15:00 | 16:00 | 16:00 | 14:00 | 13:00 | 13:00 | 16:00 | 13:00 | 15:00 | 17:00 | 12:00 | 16:00 | 12:00 |
| Vol. | 32 | 35 | 30 | 39 | 35 | 36 | 42 | 33 | 28 | 34 | 30 | 35 | 29 | 28 | 28 | 30 |



City of San Clemente

Engineering Division

Project: Calle Vallarta Traffic Calming
 Location: Calle Vallarta, W. Guadalajara

Site Code: 793VAL
 Guadalajara
 Frontera
 Date Start: 15-Aug-11
 Date End: 26-Aug-11
 Date Printed: 15-Sep-11

| Start Time | 22-Aug-11 | | Tue | | Wed | | Thu | | Fri | | Sat | | Sun | | Week Average | |
|------------|-----------|-------|-------|-------|-------|-------|-------|-------|-------|-------|-----|----|-----|----|--------------|-------|
| | WB | EB | WB | EB | WB | EB | WB | EB | WB | EB | WB | EB | WB | EB | WB | EB |
| 12:00 AM | 2 | 1 | 1 | 0 | 3 | 1 | 0 | 3 | 2 | 1 | * | * | * | * | 2 | 1 |
| 01:00 | 0 | 1 | 1 | 0 | 1 | 1 | 0 | 0 | 0 | 3 | * | * | * | * | 0 | 1 |
| 02:00 | 1 | 1 | 1 | 2 | 0 | 0 | 1 | 2 | 0 | 1 | * | * | * | * | 1 | 1 |
| 03:00 | 4 | 4 | 1 | 3 | 1 | 5 | 0 | 1 | 1 | 1 | * | * | * | * | 1 | 3 |
| 04:00 | 2 | 1 | 2 | 2 | 1 | 1 | 3 | 1 | 0 | 2 | * | * | * | * | 2 | 1 |
| 05:00 | 3 | 1 | 5 | 1 | 8 | 3 | 1 | 3 | 6 | 2 | * | * | * | * | 5 | 2 |
| 06:00 | 6 | 3 | 9 | 6 | 9 | 4 | 8 | 4 | 5 | 4 | * | * | * | * | 7 | 4 |
| 07:00 | 14 | 16 | 15 | 10 | 30 | 18 | 22 | 13 | 20 | 14 | * | * | * | * | 20 | 14 |
| 08:00 | 25 | 18 | 19 | 17 | 21 | 21 | 24 | 21 | 19 | 19 | * | * | * | * | 22 | 19 |
| 09:00 | 16 | 17 | 20 | 20 | 28 | 15 | 24 | 20 | * | * | * | * | * | * | 22 | 18 |
| 10:00 | 22 | 16 | 24 | 23 | 25 | 22 | 19 | 16 | * | * | * | * | * | * | 22 | 19 |
| 11:00 | 25 | 19 | 21 | 20 | 36 | 26 | 24 | 27 | * | * | * | * | * | * | 26 | 23 |
| 12:00 PM | 34 | 26 | 24 | 18 | 20 | 39 | 28 | 34 | * | * | * | * | * | * | 26 | 29 |
| 01:00 | 25 | 25 | 22 | 24 | 33 | 21 | 35 | 27 | * | * | * | * | * | * | 29 | 24 |
| 02:00 | 31 | 33 | 20 | 16 | 24 | 21 | 32 | 23 | * | * | * | * | * | * | 27 | 23 |
| 03:00 | 21 | 25 | 23 | 25 | 17 | 30 | 22 | 25 | * | * | * | * | * | * | 21 | 26 |
| 04:00 | 26 | 26 | 30 | 31 | 22 | 30 | 22 | 32 | * | * | * | * | * | * | 25 | 30 |
| 05:00 | 29 | 21 | 30 | 29 | 28 | 33 | 26 | 31 | * | * | * | * | * | * | 28 | 28 |
| 06:00 | 15 | 25 | 20 | 30 | 28 | 27 | 25 | 29 | * | * | * | * | * | * | 22 | 28 |
| 07:00 | 15 | 16 | 25 | 24 | 14 | 16 | 23 | 27 | * | * | * | * | * | * | 19 | 21 |
| 08:00 | 14 | 14 | 14 | 13 | 17 | 18 | 9 | 15 | * | * | * | * | * | * | 14 | 15 |
| 09:00 | 7 | 16 | 7 | 13 | 10 | 16 | 7 | 12 | * | * | * | * | * | * | 8 | 14 |
| 10:00 | 5 | 9 | 4 | 11 | 4 | 11 | 4 | 10 | * | * | * | * | * | * | 4 | 10 |
| 11:00 | 2 | 4 | 2 | 5 | 2 | 5 | 2 | 6 | * | * | * | * | * | * | 2 | 5 |
| Lane | 344 | 338 | 340 | 343 | 382 | 384 | 361 | 382 | 53 | 47 | 0 | 0 | 0 | 0 | 355 | 359 |
| Day | 682 | | 683 | | 766 | | 743 | | 100 | | 0 | | 0 | | 714 | |
| AM Peak | 08:00 | 11:00 | 10:00 | 10:00 | 11:00 | 11:00 | 08:00 | 11:00 | 07:00 | 08:00 | | | | | 11:00 | 11:00 |
| Vol. | 25 | 19 | 24 | 23 | 36 | 26 | 24 | 27 | 20 | 19 | | | | | 26 | 23 |
| PM Peak | 12:00 | 14:00 | 16:00 | 16:00 | 13:00 | 12:00 | 13:00 | 12:00 | | | | | | | 13:00 | 16:00 |
| Vol. | 34 | 33 | 30 | 31 | 33 | 39 | 35 | 34 | | | | | | | 29 | 30 |

Comb. Total 1268 1401 1430 1472 828 667 579 1401

ADT ADT 698 AADT 698

Transportation Studies, Inc.

2640 Walnut Avenue, Suite L
Tustin, CA. 92780

Location : CALLE VALLARTA
Segment : E/O AVENIDA VAQUERO
Client : CITY SAN CLEMENT

Site: AN CLEMENTE
Date: 02/07/19

| Interval | EB | | | | WB | | | | Combined | | | | Day: | Thursday |
|------------|-------|------|-------|----|-------|------|-------|----|----------|-------|-------|-----|------|----------|
| | AM | | PM | | AM | | PM | | AM | | PM | | | |
| 12:00 | 0 | 1 | 7 | 34 | 0 | 0 | 12 | 49 | 0 | 1 | 19 | 83 | | |
| 12:15 | 1 | | 11 | | 0 | 0 | 14 | | 1 | | 25 | | | |
| 12:30 | 0 | | 7 | | 0 | | 14 | | 0 | | 21 | | | |
| 12:45 | 0 | | 9 | | 0 | | 9 | | 0 | | 18 | | | |
| 01:00 | 0 | 0 | 16 | 33 | 0 | 0 | 10 | 49 | 0 | 0 | 26 | 82 | | |
| 01:15 | 0 | | 5 | | 0 | | 13 | | 0 | | 18 | | | |
| 01:30 | 0 | | 4 | | 0 | | 13 | | 0 | | 17 | | | |
| 01:45 | 0 | | 8 | | 0 | | 13 | | 0 | | 21 | | | |
| 02:00 | 0 | 0 | 12 | 57 | 0 | 0 | 8 | 47 | 0 | 0 | 20 | 104 | | |
| 02:15 | 0 | | 14 | | 0 | | 14 | | 0 | | 28 | | | |
| 02:30 | 0 | | 15 | | 0 | | 17 | | 0 | | 32 | | | |
| 02:45 | 0 | | 16 | | 0 | | 8 | | 0 | | 24 | | | |
| 03:00 | 0 | 1 | 24 | 75 | 0 | 2 | 16 | 52 | 0 | 3 | 40 | 127 | | |
| 03:15 | 0 | | 19 | | 1 | | 10 | | 1 | | 29 | | | |
| 03:30 | 1 | | 16 | | 1 | | 12 | | 2 | | 28 | | | |
| 03:45 | 0 | | 16 | | 0 | | 14 | | 0 | | 30 | | | |
| 04:00 | 0 | 2 | 15 | 70 | 0 | 1 | 16 | 57 | 0 | 3 | 31 | 127 | | |
| 04:15 | 0 | | 22 | | 0 | | 13 | | 0 | | 35 | | | |
| 04:30 | 2 | | 17 | | 1 | | 12 | | 3 | | 29 | | | |
| 04:45 | 0 | | 16 | | 0 | | 16 | | 0 | | 32 | | | |
| 05:00 | 0 | 0 | 22 | 63 | 0 | 11 | 11 | 50 | 0 | 11 | 33 | 113 | | |
| 05:15 | 0 | | 12 | | 5 | | 10 | | 5 | | 22 | | | |
| 05:30 | 0 | | 14 | | 3 | | 9 | | 3 | | 23 | | | |
| 05:45 | 0 | | 15 | | 3 | | 20 | | 3 | | 35 | | | |
| 06:00 | 1 | 6 | 20 | 59 | 5 | 23 | 4 | 31 | 6 | 29 | 24 | 90 | | |
| 06:15 | 0 | | 14 | | 1 | | 10 | | 1 | | 24 | | | |
| 06:30 | 5 | | 14 | | 7 | | 9 | | 12 | | 23 | | | |
| 06:45 | 0 | | 11 | | 10 | | 8 | | 10 | | 19 | | | |
| 07:00 | 2 | 22 | 14 | 38 | 14 | 56 | 10 | 23 | 16 | 78 | 24 | 61 | | |
| 07:15 | 4 | | 7 | | 13 | | 6 | | 17 | | 13 | | | |
| 07:30 | 8 | | 13 | | 16 | | 4 | | 24 | | 17 | | | |
| 07:45 | 8 | | 4 | | 13 | | 3 | | 21 | | 7 | | | |
| 08:00 | 11 | 32 | 4 | 36 | 14 | 51 | 3 | 10 | 25 | 83 | 7 | 46 | | |
| 08:15 | 10 | | 12 | | 11 | | 2 | | 21 | | 14 | | | |
| 08:30 | 4 | | 10 | | 14 | | 1 | | 18 | | 11 | | | |
| 08:45 | 7 | | 10 | | 12 | | 4 | | 19 | | 14 | | | |
| 09:00 | 16 | 73 | 11 | 25 | 13 | 49 | 0 | 4 | 29 | 122 | 11 | 29 | | |
| 09:15 | 29 | | 5 | | 12 | | 2 | | 41 | | 7 | | | |
| 09:30 | 16 | | 5 | | 10 | | 2 | | 26 | | 7 | | | |
| 09:45 | 12 | | 4 | | 14 | | 0 | | 26 | | 4 | | | |
| 10:00 | 10 | 26 | 4 | 12 | 19 | 60 | 3 | 4 | 29 | 86 | 7 | 16 | | |
| 10:15 | 6 | | 5 | | 8 | | 0 | | 14 | | 5 | | | |
| 10:30 | 5 | | 3 | | 14 | | 1 | | 19 | | 4 | | | |
| 10:45 | 5 | | 0 | | 19 | | 0 | | 24 | | 0 | | | |
| 11:00 | 10 | 51 | 4 | 10 | 13 | 79 | 0 | 1 | 23 | 130 | 4 | 11 | | |
| 11:15 | 16 | | 2 | | 20 | | 1 | | 36 | | 3 | | | |
| 11:30 | 12 | | 0 | | 36 | | 0 | | 48 | | 0 | | | |
| 11:45 | 13 | | 4 | | 10 | | 0 | | 23 | | 4 | | | |
| Totals | 214 | | 512 | | 332 | | 377 | | 546 | | 889 | | | |
| Split% | 39.2 | | 57.6 | | 60.8 | | 42.4 | | | | | | | |
| Day Totals | | 726 | | | | 709 | | | | 1,435 | | | | |
| Day Splits | | 50.6 | | | | 49.4 | | | | | | | | |
| Peak Hour | 09:00 | | 04:15 | | 10:45 | | 04:00 | | 10:45 | | 04:15 | | | |
| Volume | 73 | | 77 | | 88 | | 57 | | 131 | | 129 | | | |
| Factor | 0.63 | | 0.88 | | 0.61 | | 0.89 | | 0.68 | | 0.92 | | | |

Transportation Studies, Inc.

2640 Walnut Avenue, Ste H
Tustin, CA. 92780

Location : AVENIDA VAQUERO
Segment : VISTA TORITO TO CAM CAPISTRANO
Client : CITY SAN CLEMENTE

Site: SAN CLEMENTE
Date: 01/29/14

| Interval | SB | | | | NB | | | | Combined | | Day: | Wednesday |
|------------|-------|-------|-------|-----|-------|-------|-------|-----|----------|-------|-------|-----------|
| | AM | | PM | | AM | | PM | | AM | PM | | |
| 12:00 | 1 | 2 | 38 | 137 | 2 | 4 | 46 | 142 | 3 | 6 | 84 | 279 |
| 12:15 | 0 | | 33 | | 1 | | 34 | | 1 | | 67 | |
| 12:30 | 0 | | 34 | | 0 | | 32 | | 0 | | 66 | |
| 12:45 | 1 | | 32 | | 1 | | 30 | | 2 | | 62 | |
| 01:00 | 0 | 1 | 46 | 154 | 0 | 2 | 22 | 109 | 0 | 3 | 68 | 263 |
| 01:15 | 0 | | 36 | | 0 | | 45 | | 0 | | 81 | |
| 01:30 | 1 | | 30 | | 0 | | 10 | | 1 | | 40 | |
| 01:45 | 0 | | 42 | | 2 | | 32 | | 2 | | 74 | |
| 02:00 | 0 | 1 | 41 | 169 | 1 | 1 | 44 | 114 | 1 | 2 | 85 | 283 |
| 02:15 | 1 | | 47 | | 0 | | 20 | | 1 | | 67 | |
| 02:30 | 0 | | 42 | | 0 | | 24 | | 0 | | 66 | |
| 02:45 | 0 | | 39 | | 0 | | 26 | | 0 | | 65 | |
| 03:00 | 0 | 2 | 45 | 213 | 0 | 0 | 50 | 208 | 0 | 2 | 95 | 421 |
| 03:15 | 1 | | 52 | | 0 | | 28 | | 1 | | 80 | |
| 03:30 | 0 | | 66 | | 0 | | 62 | | 0 | | 128 | |
| 03:45 | 1 | | 50 | | 0 | | 68 | | 1 | | 118 | |
| 04:00 | 0 | 4 | 48 | 149 | 0 | 5 | 67 | 237 | 0 | 9 | 115 | 386 |
| 04:15 | 2 | | 40 | | 2 | | 62 | | 4 | | 102 | |
| 04:30 | 0 | | 28 | | 1 | | 60 | | 1 | | 88 | |
| 04:45 | 2 | | 33 | | 2 | | 48 | | 4 | | 81 | |
| 05:00 | 0 | 9 | 34 | 155 | 2 | 10 | 45 | 144 | 2 | 19 | 79 | 299 |
| 05:15 | 1 | | 40 | | 2 | | 52 | | 3 | | 92 | |
| 05:30 | 1 | | 48 | | 3 | | 42 | | 4 | | 90 | |
| 05:45 | 7 | | 33 | | 3 | | 5 | | 10 | | 38 | |
| 06:00 | 9 | 54 | 36 | 121 | 4 | 35 | 20 | 96 | 13 | 89 | 56 | 217 |
| 06:15 | 7 | | 30 | | 7 | | 30 | | 14 | | 60 | |
| 06:30 | 20 | | 29 | | 4 | | 20 | | 24 | | 49 | |
| 06:45 | 18 | | 26 | | 20 | | 26 | | 38 | | 52 | |
| 07:00 | 20 | 169 | 28 | 81 | 26 | 90 | 18 | 79 | 46 | 259 | 46 | 160 |
| 07:15 | 30 | | 18 | | 26 | | 14 | | 56 | | 32 | |
| 07:30 | 43 | | 17 | | 20 | | 26 | | 63 | | 43 | |
| 07:45 | 76 | | 18 | | 18 | | 21 | | 94 | | 39 | |
| 08:00 | 29 | 179 | 18 | 65 | 38 | 94 | 21 | 85 | 67 | 273 | 39 | 150 |
| 08:15 | 50 | | 12 | | 22 | | 32 | | 72 | | 44 | |
| 08:30 | 56 | | 24 | | 22 | | 20 | | 78 | | 44 | |
| 08:45 | 44 | | 11 | | 12 | | 12 | | 56 | | 23 | |
| 09:00 | 38 | 152 | 12 | 36 | 20 | 111 | 4 | 19 | 58 | 263 | 16 | 55 |
| 09:15 | 38 | | 12 | | 30 | | 8 | | 68 | | 20 | |
| 09:30 | 36 | | 7 | | 28 | | 0 | | 64 | | 7 | |
| 09:45 | 40 | | 5 | | 33 | | 7 | | 73 | | 12 | |
| 10:00 | 36 | 138 | 3 | 17 | 22 | 88 | 6 | 9 | 58 | 226 | 9 | 26 |
| 10:15 | 25 | | 8 | | 32 | | 1 | | 57 | | 9 | |
| 10:30 | 39 | | 2 | | 20 | | 0 | | 59 | | 2 | |
| 10:45 | 38 | | 4 | | 14 | | 2 | | 52 | | 6 | |
| 11:00 | 31 | 136 | 5 | 11 | 22 | 126 | 2 | 10 | 53 | 262 | 7 | 21 |
| 11:15 | 26 | | 2 | | 22 | | 3 | | 48 | | 5 | |
| 11:30 | 23 | | 4 | | 46 | | 2 | | 69 | | 6 | |
| 11:45 | 56 | | 0 | | 36 | | 3 | | 92 | | 3 | |
| Totals | 847 | | 1,308 | | 566 | | 1,252 | | 1,413 | | 2,560 | |
| Split% | 59.9 | | 51.1 | | 40.1 | | 48.9 | | | | | |
| Day Totals | | 2,155 | | | | 1,818 | | | | 3,973 | | |
| Day Splits | | 54.2 | | | | 45.8 | | | | | | |
| Peak Hour | 07:45 | | 03:15 | | 11:00 | | 03:30 | | 07:45 | | 03:30 | |
| Volume | 211 | | 216 | | 126 | | 259 | | 311 | | 463 | |
| Factor | 0.69 | | 0.82 | | 0.68 | | 0.95 | | 0.83 | | 0.90 | |

City of San Clemente Engineering Division

Project: Vaquero Traffic Calming
Survey Location: Vaquero S. Vallarta

Vaquero (641) S. Vallarta Speeds
Date Start: 17-Jan-18
Date End: 25-Jan-18

641 Address

| Start Time | 15-Jan-18 | | Tue | | Wed | | Thu | | Fri | | Sat | | Sun | | Week Average | |
|------------|-----------|----|-----|----|-------|-------|-------|-------|-------|-------|-------|-------|-------|-------|--------------|-------|
| | NB | SB | NB | SB | NB | SB | NB | SB | NB | SB | NB | SB | NB | SB | NB | SB |
| 12:00 AM | * | * | * | * | * | * | 5 | 15 | 7 | 10 | 15 | 15 | 15 | 12 | 10 | 13 |
| 01:00 | * | * | * | * | * | * | 3 | 3 | 8 | 5 | 9 | 11 | 7 | 8 | 7 | 7 |
| 02:00 | * | * | * | * | * | * | 1 | 1 | 5 | 2 | 3 | 2 | 4 | 4 | 3 | 2 |
| 03:00 | * | * | * | * | * | * | 6 | 2 | 3 | 2 | 5 | 1 | 4 | 2 | 4 | 2 |
| 04:00 | * | * | * | * | * | * | 14 | 10 | 9 | 6 | 2 | 3 | 4 | 4 | 7 | 6 |
| 05:00 | * | * | * | * | * | * | 33 | 17 | 31 | 18 | 9 | 21 | 7 | 9 | 20 | 16 |
| 06:00 | * | * | * | * | * | * | 62 | 57 | 65 | 48 | 29 | 29 | 22 | 23 | 44 | 39 |
| 07:00 | * | * | * | * | * | * | 143 | 203 | 163 | 198 | 70 | 81 | 43 | 52 | 105 | 134 |
| 08:00 | * | * | * | * | * | * | 214 | 159 | 217 | 150 | 123 | 128 | 82 | 75 | 159 | 128 |
| 09:00 | * | * | * | * | * | * | 168 | 131 | 181 | 155 | 276 | 184 | 125 | 114 | 188 | 146 |
| 10:00 | * | * | * | * | * | * | 168 | 148 | 177 | 168 | 673 | 170 | 168 | 160 | 296 | 162 |
| 11:00 | * | * | * | * | * | * | 185 | 195 | 190 | 193 | 694 | 166 | 183 | 174 | 313 | 182 |
| 12:00 PM | * | * | * | * | * | * | 182 | 201 | 179 | 166 | 445 | 186 | 183 | 199 | 247 | 188 |
| 01:00 | * | * | * | * | * | * | 192 | 211 | 176 | 175 | 355 | 201 | 176 | 190 | 225 | 194 |
| 02:00 | * | * | * | * | * | * | 226 | 209 | 219 | 198 | 229 | 184 | 169 | 155 | 211 | 186 |
| 03:00 | * | * | * | * | 264 | 263 | 278 | 239 | 305 | 271 | 241 | 176 | 173 | 172 | 252 | 224 |
| 04:00 | * | * | * | * | 258 | 243 | 226 | 264 | 233 | 237 | 239 | 179 | 216 | 150 | 234 | 215 |
| 05:00 | * | * | * | * | 221 | 198 | 270 | 227 | 236 | 195 | 191 | 140 | 146 | 143 | 213 | 181 |
| 06:00 | * | * | * | * | 156 | 182 | 145 | 171 | 126 | 161 | 101 | 134 | 101 | 108 | 126 | 151 |
| 07:00 | * | * | * | * | 69 | 106 | 101 | 130 | 113 | 126 | 76 | 91 | 72 | 87 | 86 | 108 |
| 08:00 | * | * | * | * | 92 | 95 | 92 | 73 | 77 | 82 | 58 | 70 | 65 | 57 | 77 | 75 |
| 09:00 | * | * | * | * | 41 | 54 | 40 | 53 | 44 | 69 | 45 | 52 | 31 | 42 | 40 | 54 |
| 10:00 | * | * | * | * | 24 | 39 | 16 | 50 | 22 | 39 | 35 | 47 | 23 | 31 | 24 | 41 |
| 11:00 | * | * | * | * | 12 | 11 | 11 | 15 | 24 | 29 | 26 | 24 | 9 | 17 | 16 | 19 |
| Lane Day | 0 | 0 | 0 | 0 | 1137 | 1191 | 2781 | 2784 | 2810 | 2703 | 3949 | 2295 | 2028 | 1988 | 2907 | 2473 |
| AM Peak | - | - | - | - | 2328 | - | 5565 | 07:00 | 5513 | 07:00 | 6244 | 09:00 | 4016 | 11:00 | 5380 | 11:00 |
| Vol. | - | - | - | - | - | - | 214 | 203 | 217 | 198 | 694 | 184 | 183 | 174 | 313 | 182 |
| PM Peak | - | - | - | - | 15:00 | 15:00 | 15:00 | 16:00 | 15:00 | 15:00 | 12:00 | 13:00 | 16:00 | 12:00 | 15:00 | 15:00 |
| Vol. | - | - | - | - | 264 | 263 | 278 | 264 | 305 | 271 | 445 | 201 | 216 | 199 | 252 | 224 |

City of San Clemente
Engineering Division

Project: Vaquero Traffic Calming
Survey Location: Vaquero S. Vallarta

Vaquero (641) S. Vallarta Speeds
Date Start: 17-Jan-18
Date End: 25-Jan-18

641 Address

| Start Time | 22-Jan-18 | | Tue | | Wed | | Thu | | Fri | | Sat | | Sun | | Week Average | |
|------------|------------|------------|------------|------------|------------|------------|------------|------------|-----|----|-----|----|-----|----|--------------|------------|
| | NB | SB | NB | SB | NB | SB | NB | SB | NB | SB | NB | SB | NB | SB | NB | SB |
| 12:00 AM | 12 | 3 | 8 | 8 | 7 | 14 | 7 | 9 | * | * | * | * | * | * | 8 | 8 |
| 01:00 | 5 | 4 | 5 | 2 | 5 | 5 | 1 | 2 | * | * | * | * | * | * | 4 | 3 |
| 02:00 | 0 | 2 | 4 | 1 | 5 | 2 | 4 | 6 | * | * | * | * | * | * | 3 | 3 |
| 03:00 | 7 | 3 | 4 | 5 | 7 | 5 | 10 | 6 | * | * | * | * | * | * | 7 | 5 |
| 04:00 | 8 | 5 | 10 | 5 | 9 | 6 | 10 | 8 | * | * | * | * | * | * | 9 | 6 |
| 05:00 | 31 | 18 | 27 | 20 | 32 | 14 | 30 | 20 | * | * | * | * | * | * | 30 | 18 |
| 06:00 | 60 | 48 | 66 | 51 | 59 | 48 | 69 | 45 | * | * | * | * | * | * | 64 | 48 |
| 07:00 | 133 | 172 | 141 | 187 | 146 | 180 | 152 | 202 | * | * | * | * | * | * | 143 | 185 |
| 08:00 | 218 | 167 | 187 | 146 | 200 | 162 | 230 | 164 | * | * | * | * | * | * | 209 | 160 |
| 09:00 | 162 | 158 | 216 | 166 | 169 | 144 | 184 | 138 | * | * | * | * | * | * | 183 | 152 |
| 10:00 | 205 | 175 | 190 | 170 | 188 | 179 | * | * | * | * | * | * | * | * | 194 | 175 |
| 11:00 | 192 | 177 | 189 | 182 | 193 | 166 | * | * | * | * | * | * | * | * | 191 | 175 |
| 12:00 PM | 170 | 175 | 204 | 204 | 160 | 198 | * | * | * | * | * | * | * | * | 178 | 192 |
| 01:00 | 204 | 207 | 223 | 184 | 194 | 187 | * | * | * | * | * | * | * | * | 207 | 193 |
| 02:00 | 220 | 229 | 248 | 182 | 205 | 235 | * | * | * | * | * | * | * | * | 224 | 215 |
| 03:00 | 269 | 252 | 268 | 235 | 247 | 240 | * | * | * | * | * | * | * | * | 261 | 242 |
| 04:00 | 233 | 234 | 223 | 251 | 225 | 230 | * | * | * | * | * | * | * | * | 227 | 238 |
| 05:00 | 238 | 237 | 254 | 253 | 229 | 210 | * | * | * | * | * | * | * | * | 240 | 233 |
| 06:00 | 130 | 161 | 182 | 198 | 142 | 165 | * | * | * | * | * | * | * | * | 151 | 175 |
| 07:00 | 93 | 105 | 123 | 123 | 93 | 114 | * | * | * | * | * | * | * | * | 103 | 114 |
| 08:00 | 75 | 64 | 69 | 77 | 81 | 88 | * | * | * | * | * | * | * | * | 75 | 76 |
| 09:00 | 47 | 47 | 41 | 49 | 49 | 44 | * | * | * | * | * | * | * | * | 46 | 47 |
| 10:00 | 24 | 34 | 22 | 30 | 28 | 30 | * | * | * | * | * | * | * | * | 25 | 31 |
| 11:00 | 5 | 12 | 4 | 8 | 10 | 10 | * | * | * | * | * | * | * | * | 6 | 10 |
| Lane Day | 2741 | 2689 | 2908 | 2737 | 2683 | 2676 | 697 | 600 | 0 | 0 | 0 | 0 | 0 | 0 | 2788 | 2704 |
| AM Peak | 08:00 | 11:00 | 09:00 | 07:00 | 08:00 | 07:00 | 08:00 | 07:00 | - | - | - | - | - | - | 08:00 | 07:00 |
| Vol. | 218 | 177 | 216 | 187 | 200 | 180 | 230 | 202 | - | - | - | - | - | - | 209 | 185 |
| PM Peak | 15:00 | 15:00 | 15:00 | 17:00 | 15:00 | 15:00 | - | - | - | - | - | - | - | - | 15:00 | 15:00 |
| Vol. | 269 | 252 | 268 | 253 | 247 | 240 | - | - | - | - | - | - | - | - | 261 | 242 |

| | | | | | | | | |
|-------------|-----------|------------|------|------|------|------|------|-------|
| Comb. Total | 5430 | 5645 | 7687 | 6862 | 5513 | 6244 | 4016 | 10872 |
| ADT | ADT 5,436 | AADT 5,436 | | | | | | |

Transportation Studies, Inc.

2640 Walnut Avenue, Suite L
Tustin, CA. 92780

Location : AVENIDA VAQUERO
Segment : E/O CAMINO CAPISTRANO
Client : CITY SAN CLEMENT

Site: AN CLEMENTE
Date: 02/07/19

| Interval | EB | | | | WB | | | | Combined | | | | Day: | Thursday |
|------------|-------|-------|-------|-----|-------|-------|-------|-----|----------|--------|-------|-------|------|----------|
| | AM | | PM | | AM | | PM | | AM | | PM | | | |
| 12:00 | 1 | 2 | 83 | 302 | 4 | 14 | 120 | 508 | 5 | 16 | 203 | 810 | | |
| 12:15 | 0 | | 62 | | 2 | | 132 | | 2 | | 194 | | | |
| 12:30 | 0 | | 69 | | 4 | | 128 | | 4 | | 197 | | | |
| 12:45 | 1 | | 88 | | 4 | | 128 | | 5 | | 216 | | | |
| 01:00 | 0 | 1 | 65 | 280 | 0 | 8 | 140 | 547 | 0 | 9 | 205 | 827 | | |
| 01:15 | 0 | | 66 | | 2 | | 133 | | 2 | | 199 | | | |
| 01:30 | 0 | | 80 | | 6 | | 144 | | 6 | | 224 | | | |
| 01:45 | 1 | | 69 | | 0 | | 130 | | 1 | | 199 | | | |
| 02:00 | 0 | 0 | 71 | 316 | 0 | 8 | 134 | 579 | 0 | 8 | 205 | 895 | | |
| 02:15 | 0 | | 76 | | 4 | | 136 | | 4 | | 212 | | | |
| 02:30 | 0 | | 67 | | 0 | | 154 | | 0 | | 221 | | | |
| 02:45 | 0 | | 102 | | 4 | | 155 | | 4 | | 257 | | | |
| 03:00 | 2 | 5 | 64 | 356 | 2 | 5 | 162 | 682 | 4 | 10 | 226 | 1.038 | | |
| 03:15 | 0 | | 78 | | 1 | | 192 | | 1 | | 270 | | | |
| 03:30 | 2 | | 138 | | 2 | | 209 | | 4 | | 347 | | | |
| 03:45 | 1 | | 76 | | 0 | | 119 | | 1 | | 195 | | | |
| 04:00 | 2 | 10 | 88 | 333 | 2 | 6 | 132 | 565 | 4 | 16 | 220 | 898 | | |
| 04:15 | 2 | | 83 | | 0 | | 148 | | 2 | | 231 | | | |
| 04:30 | 4 | | 92 | | 0 | | 145 | | 4 | | 237 | | | |
| 04:45 | 2 | | 70 | | 4 | | 140 | | 6 | | 210 | | | |
| 05:00 | 2 | 27 | 88 | 271 | 2 | 16 | 138 | 553 | 4 | 43 | 226 | 824 | | |
| 05:15 | 5 | | 56 | | 4 | | 158 | | 9 | | 214 | | | |
| 05:30 | 8 | | 62 | | 0 | | 126 | | 8 | | 188 | | | |
| 05:45 | 12 | | 65 | | 10 | | 131 | | 22 | | 196 | | | |
| 06:00 | 14 | 89 | 72 | 198 | 10 | 92 | 107 | 394 | 24 | 181 | 179 | 592 | | |
| 06:15 | 13 | | 36 | | 12 | | 92 | | 25 | | 128 | | | |
| 06:30 | 28 | | 43 | | 14 | | 103 | | 42 | | 146 | | | |
| 06:45 | 34 | | 47 | | 56 | | 92 | | 90 | | 139 | | | |
| 07:00 | 46 | 260 | 34 | 111 | 46 | 317 | 88 | 230 | 92 | 577 | 122 | 341 | | |
| 07:15 | 46 | | 30 | | 52 | | 60 | | 98 | | 90 | | | |
| 07:30 | 88 | | 31 | | 98 | | 52 | | 186 | | 83 | | | |
| 07:45 | 80 | | 16 | | 121 | | 30 | | 201 | | 46 | | | |
| 08:00 | 76 | 338 | 21 | 70 | 115 | 529 | 46 | 151 | 191 | 867 | 67 | 221 | | |
| 08:15 | 68 | | 7 | | 162 | | 44 | | 230 | | 51 | | | |
| 08:30 | 112 | | 26 | | 131 | | 46 | | 243 | | 72 | | | |
| 08:45 | 82 | | 16 | | 121 | | 15 | | 203 | | 31 | | | |
| 09:00 | 57 | 251 | 14 | 51 | 88 | 420 | 33 | 119 | 145 | 671 | 47 | 170 | | |
| 09:15 | 60 | | 17 | | 120 | | 40 | | 180 | | 57 | | | |
| 09:30 | 75 | | 10 | | 130 | | 26 | | 205 | | 36 | | | |
| 09:45 | 59 | | 10 | | 82 | | 20 | | 141 | | 30 | | | |
| 10:00 | 53 | 242 | 8 | 29 | 114 | 475 | 12 | 36 | 167 | 717 | 20 | 65 | | |
| 10:15 | 60 | | 7 | | 118 | | 12 | | 178 | | 19 | | | |
| 10:30 | 52 | | 8 | | 110 | | 6 | | 162 | | 14 | | | |
| 10:45 | 77 | | 6 | | 133 | | 6 | | 210 | | 12 | | | |
| 11:00 | 70 | 270 | 4 | 7 | 124 | 487 | 8 | 34 | 194 | 757 | 12 | 41 | | |
| 11:15 | 64 | | 2 | | 117 | | 10 | | 181 | | 12 | | | |
| 11:30 | 84 | | 1 | | 96 | | 4 | | 180 | | 5 | | | |
| 11:45 | 52 | | 0 | | 150 | | 12 | | 202 | | 12 | | | |
| Totals | 1,495 | | 2,324 | | 2,377 | | 4,398 | | 3,872 | | 6,722 | | | |
| Split% | 38.6 | | 34.6 | | 61.4 | | 65.4 | | | | | | | |
| Day Totals | | 3,819 | | | | 6,775 | | | | 10,594 | | | | |
| Day Splits | | 36.0 | | | | 64.0 | | | | | | | | |
| Peak Hour | 08:00 | | 03:30 | | 07:45 | | 02:45 | | 08:00 | | 02:45 | | | |
| Volume | 338 | | 385 | | 529 | | 718 | | 867 | | 1,100 | | | |
| Factor | 0.75 | | 0.70 | | 0.82 | | 0.86 | | 0.89 | | 0.79 | | | |

City of San Clemente Engineering Division

Project: Vaquero Traffic Calming
Survey Location: Vaquero N. Guadalajara

Vaquero (637) N Guadalajara Speeds
Date Start: 18-Jan-18
Date End: 25-Jan-18

Guadalajara
Vallarta

| Start Time | 15-Jan-18 | | Tue | | Wed | | Thu | | Fri | | Sat | | Sun | | Week Average | | |
|------------|-----------|---|-----|---|-----|---|-------|-------|-------|-------|-------|-------|-------|-------|--------------|-------|-----|
| 12:00 AM | * | * | * | * | * | * | * | * | 8 | 11 | 15 | 14 | 16 | 11 | 13 | 12 | |
| 01:00 | * | * | * | * | * | * | * | * | 9 | 5 | 9 | 11 | 7 | 8 | 8 | 8 | |
| 02:00 | * | * | * | * | * | * | * | * | 4 | 2 | 3 | 3 | 4 | 4 | 4 | 3 | |
| 03:00 | * | * | * | * | * | * | * | * | 3 | 3 | 5 | 0 | 4 | 2 | 4 | 2 | |
| 04:00 | * | * | * | * | * | * | * | * | 10 | 6 | 2 | 2 | 4 | 4 | 5 | 4 | |
| 05:00 | * | * | * | * | * | * | * | * | 31 | 18 | 9 | 21 | 8 | 10 | 16 | 16 | |
| 06:00 | * | * | * | * | * | * | * | * | 66 | 49 | 31 | 31 | 22 | 23 | 40 | 34 | |
| 07:00 | * | * | * | * | * | * | * | * | 165 | 201 | 74 | 82 | 45 | 53 | 95 | 112 | |
| 08:00 | * | * | * | * | * | * | * | * | 218 | 154 | 128 | 133 | 85 | 76 | 144 | 121 | |
| 09:00 | * | * | * | * | * | * | * | * | 178 | 165 | 293 | 182 | 129 | 113 | 200 | 153 | |
| 10:00 | * | * | * | * | * | * | * | * | 177 | 167 | 697 | 181 | 164 | 158 | 346 | 169 | |
| 11:00 | * | * | * | * | * | * | * | * | 196 | 188 | 687 | 167 | 186 | 172 | 356 | 176 | |
| 12:00 PM | * | * | * | * | * | * | * | * | 188 | 169 | 442 | 182 | 193 | 199 | 274 | 183 | |
| 01:00 | * | * | * | * | * | * | * | * | 169 | 170 | 353 | 200 | 167 | 194 | 230 | 188 | |
| 02:00 | * | * | * | * | * | * | * | * | 230 | 203 | 232 | 182 | 173 | 145 | 212 | 177 | |
| 03:00 | * | * | * | * | * | * | * | * | 298 | 284 | 242 | 172 | 174 | 173 | 238 | 210 | |
| 04:00 | * | * | * | * | * | * | * | 221 | 268 | 229 | 239 | 245 | 180 | 218 | 148 | 228 | 209 |
| 05:00 | * | * | * | * | * | * | * | 265 | 222 | 239 | 191 | 186 | 139 | 145 | 140 | 209 | 173 |
| 06:00 | * | * | * | * | * | * | * | 149 | 181 | 134 | 155 | 102 | 133 | 97 | 113 | 120 | 146 |
| 07:00 | * | * | * | * | * | * | * | 102 | 131 | 110 | 125 | 74 | 93 | 72 | 84 | 90 | 108 |
| 08:00 | * | * | * | * | * | * | * | 86 | 68 | 78 | 88 | 60 | 69 | 66 | 58 | 72 | 71 |
| 09:00 | * | * | * | * | * | * | * | 38 | 53 | 41 | 61 | 44 | 54 | 28 | 44 | 38 | 53 |
| 10:00 | * | * | * | * | * | * | * | 16 | 49 | 21 | 43 | 34 | 44 | 23 | 27 | 24 | 41 |
| 11:00 | * | * | * | * | * | * | * | 11 | 15 | 24 | 25 | 26 | 24 | 11 | 17 | 18 | 20 |
| Lane | 0 | 0 | 0 | 0 | 0 | 0 | 888 | 987 | 2826 | 2722 | 3993 | 2299 | 2041 | 1976 | 2984 | 2389 | |
| Day | 0 | 0 | 0 | 0 | 0 | 0 | 1875 | 1875 | 5548 | 5548 | 6292 | 6292 | 4017 | 4017 | 5373 | 5373 | |
| AM Peak | - | - | - | - | - | - | - | - | 08:00 | 07:00 | 10:00 | 09:00 | 11:00 | 11:00 | 11:00 | 11:00 | |
| Vol. | - | - | - | - | - | - | - | - | 218 | 201 | 697 | 182 | 186 | 172 | 356 | 176 | |
| PM Peak | - | - | - | - | - | - | 17:00 | 16:00 | 15:00 | 15:00 | 12:00 | 13:00 | 16:00 | 12:00 | 12:00 | 15:00 | |
| Vol. | - | - | - | - | - | - | 265 | 268 | 298 | 284 | 442 | 200 | 218 | 199 | 274 | 210 | |

City of San Clemente Engineering Division

Project: Vaquero Traffic Calming
Survey Location: Vaquero N. Guadalajara

Vaquero (637) N Guadalajara Speeds
Date Start: 18-Jan-18
Date End: 25-Jan-18

Guadalajara
Vallarta

| Start Time | 22-Jan-18 | | Tue | | Wed | | Thu | | Fri | | Sat | | Sun | | Week Average | |
|------------|------------|------------|------------|------------|------------|------------|------------|------------|-----|---|-----|---|-----|---|--------------|------------|
| 12:00 AM | 10 | 3 | 8 | 7 | 7 | 14 | 7 | 8 | * | * | * | * | * | * | 8 | 8 |
| 01:00 | 5 | 4 | 5 | 2 | 5 | 5 | 1 | 3 | * | * | * | * | * | * | 4 | 4 |
| 02:00 | 0 | 2 | 4 | 1 | 5 | 2 | 4 | 5 | * | * | * | * | * | * | 3 | 2 |
| 03:00 | 6 | 3 | 4 | 5 | 8 | 5 | 7 | 5 | * | * | * | * | * | * | 6 | 4 |
| 04:00 | 8 | 5 | 11 | 7 | 8 | 6 | 10 | 7 | * | * | * | * | * | * | 9 | 6 |
| 05:00 | 33 | 18 | 28 | 19 | 33 | 14 | 31 | 19 | * | * | * | * | * | * | 31 | 18 |
| 06:00 | 64 | 50 | 66 | 52 | 59 | 51 | 70 | 44 | * | * | * | * | * | * | 65 | 49 |
| 07:00 | 136 | 181 | 145 | 193 | 155 | 183 | 158 | 211 | * | * | * | * | * | * | 148 | 192 |
| 08:00 | 217 | 160 | 182 | 146 | 199 | 169 | 228 | 168 | * | * | * | * | * | * | 206 | 161 |
| 09:00 | 162 | 161 | 222 | 162 | 168 | 140 | 191 | 134 | * | * | * | * | * | * | 186 | 149 |
| 10:00 | 210 | 176 | 189 | 165 | 192 | 172 | * | * | * | * | * | * | * | * | 197 | 171 |
| 11:00 | 198 | 181 | 188 | 182 | 193 | 165 | * | * | * | * | * | * | * | * | 193 | 176 |
| 12:00 PM | 166 | 168 | 206 | 205 | 161 | 197 | * | * | * | * | * | * | * | * | 178 | 190 |
| 01:00 | 209 | 209 | 229 | 184 | 192 | 191 | * | * | * | * | * | * | * | * | 210 | 195 |
| 02:00 | 220 | 231 | 242 | 188 | 220 | 229 | * | * | * | * | * | * | * | * | 227 | 216 |
| 03:00 | 268 | 248 | 269 | 242 | 252 | 246 | * | * | * | * | * | * | * | * | 263 | 245 |
| 04:00 | 237 | 240 | 224 | 248 | 221 | 233 | * | * | * | * | * | * | * | * | 227 | 240 |
| 05:00 | 246 | 231 | 245 | 257 | 231 | 206 | * | * | * | * | * | * | * | * | 241 | 231 |
| 06:00 | 126 | 160 | 186 | 192 | 144 | 166 | * | * | * | * | * | * | * | * | 152 | 173 |
| 07:00 | 89 | 107 | 121 | 117 | 92 | 116 | * | * | * | * | * | * | * | * | 101 | 113 |
| 08:00 | 78 | 62 | 66 | 74 | 76 | 92 | * | * | * | * | * | * | * | * | 73 | 76 |
| 09:00 | 45 | 47 | 42 | 53 | 52 | 42 | * | * | * | * | * | * | * | * | 46 | 47 |
| 10:00 | 23 | 34 | 22 | 26 | 26 | 26 | * | * | * | * | * | * | * | * | 24 | 29 |
| 11:00 | 5 | 11 | 3 | 8 | 11 | 12 | * | * | * | * | * | * | * | * | 6 | 10 |
| Lane Day | 2761 | 2692 | 2907 | 2735 | 2710 | 2682 | 707 | 604 | 0 | 0 | 0 | 0 | 0 | 0 | 2804 | 2705 |
| AM Peak | 08:00 | 07:00 | 09:00 | 07:00 | 08:00 | 07:00 | 08:00 | 07:00 | - | - | - | - | - | - | 08:00 | 07:00 |
| Vol. | 217 | 181 | 222 | 193 | 199 | 183 | 228 | 211 | - | - | - | - | - | - | 206 | 192 |
| PM Peak | 15:00 | 15:00 | 15:00 | 17:00 | 15:00 | 15:00 | - | - | - | - | - | - | - | - | 15:00 | 15:00 |
| Vol. | 268 | 248 | 269 | 257 | 252 | 246 | - | - | - | - | - | - | - | - | 263 | 245 |

| | | | | | | | | |
|-------------|-----------|------------|------|------|------|------|------|-------|
| Comb. Total | 5453 | 5642 | 5392 | 3186 | 5548 | 6292 | 4017 | 10882 |
| ADT | ADT 5,448 | AADT 5,448 | | | | | | |



City of San Clemente

Engineering Division

Location: Avenida Vaquero N. of San Gorgonio
 Project: Avenida Vaquero Street Impv Restriping Project
 Data Type: Volume, Class & Speed

Site Code: VAQGORG
 Cl. Arco
 N. Via San Gorgonio
 Date Start: 06-Mar-14
 Date End: 11-Mar-14
 Station ID: 026640

| Start Time | 03-Mar-14 | | Tue | | Wed | | Thu | | Fri | | Sat | | Sun | | Week Average | | |
|--------------|-----------|----|-----|----|-----|----|-----|--------------|--------------|--------------|--------------|--------------|--------------|--------------|--------------|--------------|--------------|
| | NB | SB | NB | SB | NB | SB | NB | SB | NB | SB | NB | SB | NB | SB | NB | SB | |
| 12:00 AM | * | * | * | * | * | * | * | * | 5 | 4 | 10 | 10 | 15 | 10 | 10 | 8 | |
| 01:00 | * | * | * | * | * | * | * | * | 4 | 5 | 4 | 5 | 4 | 3 | 4 | 4 | |
| 02:00 | * | * | * | * | * | * | * | * | 2 | 3 | 12 | 7 | 3 | 5 | 6 | 5 | |
| 03:00 | * | * | * | * | * | * | * | * | 3 | 4 | 5 | 1 | 6 | 3 | 5 | 3 | |
| 04:00 | * | * | * | * | * | * | * | * | 6 | 1 | 4 | 2 | 6 | 6 | 5 | 3 | |
| 05:00 | * | * | * | * | * | * | * | * | 19 | 11 | 10 | 11 | 15 | 8 | 15 | 10 | |
| 06:00 | * | * | * | * | * | * | * | * | 50 | 49 | 32 | 27 | 38 | 40 | 40 | 39 | |
| 07:00 | * | * | * | * | * | * | * | * | 146 | 144 | 92 | 94 | 70 | 65 | 103 | 101 | |
| 08:00 | * | * | * | * | * | * | * | * | 190 | 194 | 121 | 156 | 102 | 103 | 138 | 151 | |
| 09:00 | * | * | * | * | * | * | * | * | 139 | 141 | 173 | 152 | 149 | 168 | 154 | 154 | |
| 10:00 | * | * | * | * | * | * | * | * | 159 | 139 | 202 | 196 | 153 | 179 | 171 | 171 | |
| 11:00 | * | * | * | * | * | * | * | * | 154 | 171 | 251 | 166 | 219 | 206 | 208 | 181 | |
| 12:00 PM | * | * | * | * | * | * | * | 148 | 136 | 171 | 156 | 195 | 186 | 198 | 204 | 178 | 170 |
| 01:00 | * | * | * | * | * | * | * | 180 | 167 | 193 | 176 | 223 | 182 | 245 | 195 | 210 | 180 |
| 02:00 | * | * | * | * | * | * | * | 199 | 194 | 185 | 195 | 257 | 179 | 180 | 158 | 205 | 182 |
| 03:00 | * | * | * | * | * | * | * | 248 | 246 | 296 | 254 | 191 | 162 | 198 | 160 | 233 | 206 |
| 04:00 | * | * | * | * | * | * | * | 241 | 255 | 236 | 227 | 199 | 179 | 217 | 168 | 223 | 207 |
| 05:00 | * | * | * | * | * | * | * | 254 | 294 | 228 | 229 | 193 | 167 | 151 | 137 | 206 | 207 |
| 06:00 | * | * | * | * | * | * | * | 220 | 239 | 222 | 207 | 137 | 120 | 118 | 93 | 174 | 165 |
| 07:00 | * | * | * | * | * | * | * | 134 | 152 | 126 | 105 | 76 | 86 | 85 | 69 | 105 | 103 |
| 08:00 | * | * | * | * | * | * | * | 104 | 76 | 77 | 65 | 66 | 62 | 38 | 53 | 71 | 64 |
| 09:00 | * | * | * | * | * | * | * | 58 | 34 | 50 | 46 | 55 | 50 | 19 | 27 | 46 | 39 |
| 10:00 | * | * | * | * | * | * | * | 16 | 24 | 33 | 35 | 40 | 37 | 9 | 13 | 24 | 27 |
| 11:00 | * | * | * | * | * | * | * | 8 | 7 | 27 | 18 | 10 | 21 | 3 | 5 | 12 | 13 |
| Lane | 0 | 0 | 0 | 0 | 0 | 0 | 0 | 1810 | 1824 | 2721 | 2579 | 2558 | 2258 | 2241 | 2078 | 2546 | 2393 |
| Day | 0 | 0 | 0 | 0 | 0 | 0 | 0 | 3634 | 3634 | 5300 | 5300 | 4816 | 4816 | 4319 | 4319 | 4939 | 4939 |
| AM Peak Vol. | | | | | | | | | | 08:00 190 | 08:00 194 | 11:00 251 | 10:00 196 | 11:00 219 | 11:00 206 | 11:00 208 | 11:00 181 |
| PM Peak Vol. | | | | | | | | 17:00 254 | 17:00 294 | 15:00 296 | 15:00 254 | 14:00 257 | 12:00 186 | 13:00 245 | 12:00 204 | 15:00 233 | 16:00 207 |



City of San Clemente

Engineering Division

Site Code: VAQGORG

Location: Avenida Vaquero N. of San Gorgonio
 Project: Avenida Vaquero Street Impv Restriping Project
 Data Type: Volume, Class & Speed

Cl. Arco
 N. Via San Gorgonio
 Date Start: 06-Mar-14
 Date End: 11-Mar-14
 Station ID: 026640

| Start Time | 10-Mar-14 | | Tue | | Wed | | Thu | | Fri | | Sat | | Sun | | Week Average | |
|------------|------------|------------|------------|------------|-----|----|-----|----|-----|----|-----|----|-----|----|--------------|------------|
| | NB | SB | NB | SB | NB | SB | NB | SB | NB | SB | NB | SB | NB | SB | NB | SB |
| 12:00 AM | 4 | 1 | 0 | 1 | * | * | * | * | * | * | * | * | * | * | 2 | 1 |
| 01:00 | 5 | 3 | 0 | 4 | * | * | * | * | * | * | * | * | * | * | 2 | 4 |
| 02:00 | 3 | 1 | 1 | 2 | * | * | * | * | * | * | * | * | * | * | 2 | 2 |
| 03:00 | 5 | 3 | 5 | 2 | * | * | * | * | * | * | * | * | * | * | 5 | 2 |
| 04:00 | 13 | 9 | 14 | 13 | * | * | * | * | * | * | * | * | * | * | 14 | 11 |
| 05:00 | 45 | 43 | 45 | 35 | * | * | * | * | * | * | * | * | * | * | 45 | 39 |
| 06:00 | 132 | 150 | 154 | 158 | * | * | * | * | * | * | * | * | * | * | 143 | 154 |
| 07:00 | 184 | 171 | 126 | 133 | * | * | * | * | * | * | * | * | * | * | 155 | 152 |
| 08:00 | 141 | 129 | 177 | 177 | * | * | * | * | * | * | * | * | * | * | 159 | 153 |
| 09:00 | 136 | 138 | * | * | * | * | * | * | * | * | * | * | * | * | 136 | 138 |
| 10:00 | 164 | 140 | * | * | * | * | * | * | * | * | * | * | * | * | 164 | 140 |
| 11:00 | 160 | 155 | * | * | * | * | * | * | * | * | * | * | * | * | 160 | 155 |
| 12:00 PM | 162 | 141 | * | * | * | * | * | * | * | * | * | * | * | * | 162 | 141 |
| 01:00 | 212 | 203 | * | * | * | * | * | * | * | * | * | * | * | * | 212 | 203 |
| 02:00 | 245 | 239 | * | * | * | * | * | * | * | * | * | * | * | * | 245 | 239 |
| 03:00 | 233 | 229 | * | * | * | * | * | * | * | * | * | * | * | * | 233 | 229 |
| 04:00 | 265 | 282 | * | * | * | * | * | * | * | * | * | * | * | * | 265 | 282 |
| 05:00 | 171 | 205 | * | * | * | * | * | * | * | * | * | * | * | * | 171 | 205 |
| 06:00 | 164 | 129 | * | * | * | * | * | * | * | * | * | * | * | * | 164 | 129 |
| 07:00 | 132 | 111 | * | * | * | * | * | * | * | * | * | * | * | * | 132 | 111 |
| 08:00 | 38 | 48 | * | * | * | * | * | * | * | * | * | * | * | * | 38 | 48 |
| 09:00 | 17 | 21 | * | * | * | * | * | * | * | * | * | * | * | * | 17 | 21 |
| 10:00 | 11 | 10 | * | * | * | * | * | * | * | * | * | * | * | * | 11 | 10 |
| 11:00 | 4 | 2 | * | * | * | * | * | * | * | * | * | * | * | * | 4 | 2 |
| Lane | 2646 | 2563 | 522 | 525 | 0 | 0 | 0 | 0 | 0 | 0 | 0 | 0 | 0 | 0 | 2641 | 2571 |
| Day | 5209 | | 1047 | | 0 | | 0 | | 0 | | 0 | | 0 | | 5212 | |
| AM Peak | 07:00 | 07:00 | 08:00 | 08:00 | | | | | | | | | | | 10:00 | 11:00 |
| Vol. | 184 | 171 | 177 | 177 | | | | | | | | | | | 164 | 155 |
| PM Peak | 16:00 | 16:00 | | | | | | | | | | | | | 16:00 | 16:00 |
| Vol. | 265 | 282 | | | | | | | | | | | | | 265 | 282 |

Comb. Total 5209 1047 0 3634 5300 4816 4319 10151

ADT ADT 5,065 AADT 5,065

Transportation Studies, Inc.

2640 Walnut Avenue, Suite L
Tustin, CA. 92780

Location : AVENIDA VAQUERO
Segment : N/O CALLE VISTA TORITO
Client : CITY SAN CLEMENT

Site: AN CLEMENTE
Date: 02/07/19

| Interval | SB | | | | NB | | | | Combined | | Day: | Thursday |
|------------|-------|-------|-------|-----|-------|-------|-------|-----|----------|-------|-------|----------|
| | AM | | PM | | AM | | PM | | AM | PM | | |
| 12:00 | 1 | 5 | 38 | 126 | 1 | 3 | 32 | 153 | 2 | 8 | 70 | 279 |
| 12:15 | 3 | | 31 | | 1 | | 38 | | 4 | | 69 | |
| 12:30 | 0 | | 22 | | 1 | | 37 | | 1 | | 59 | |
| 12:45 | 1 | | 35 | | 0 | | 46 | | 1 | | 81 | |
| 01:00 | 2 | 3 | 32 | 141 | 2 | 3 | 52 | 160 | 4 | 6 | 84 | 301 |
| 01:15 | 0 | | 40 | | 0 | | 38 | | 0 | | 78 | |
| 01:30 | 0 | | 36 | | 1 | | 32 | | 1 | | 68 | |
| 01:45 | 1 | | 33 | | 0 | | 38 | | 1 | | 71 | |
| 02:00 | 0 | 0 | 48 | 171 | 0 | 1 | 47 | 161 | 0 | 1 | 95 | 332 |
| 02:15 | 0 | | 42 | | 1 | | 30 | | 1 | | 72 | |
| 02:30 | 0 | | 31 | | 0 | | 32 | | 0 | | 63 | |
| 02:45 | 0 | | 50 | | 0 | | 52 | | 0 | | 102 | |
| 03:00 | 1 | 2 | 43 | 175 | 0 | 3 | 42 | 191 | 1 | 5 | 85 | 366 |
| 03:15 | 0 | | 46 | | 2 | | 40 | | 2 | | 86 | |
| 03:30 | 1 | | 45 | | 1 | | 65 | | 2 | | 110 | |
| 03:45 | 0 | | 41 | | 0 | | 44 | | 0 | | 85 | |
| 04:00 | 0 | 4 | 34 | 160 | 2 | 5 | 46 | 191 | 2 | 9 | 80 | 351 |
| 04:15 | 1 | | 43 | | 0 | | 50 | | 1 | | 93 | |
| 04:30 | 2 | | 41 | | 0 | | 49 | | 2 | | 90 | |
| 04:45 | 1 | | 42 | | 3 | | 46 | | 4 | | 88 | |
| 05:00 | 1 | 7 | 31 | 126 | 4 | 7 | 44 | 152 | 5 | 14 | 75 | 278 |
| 05:15 | 1 | | 32 | | 2 | | 48 | | 3 | | 80 | |
| 05:30 | 1 | | 30 | | 0 | | 31 | | 1 | | 61 | |
| 05:45 | 4 | | 33 | | 1 | | 29 | | 5 | | 62 | |
| 06:00 | 4 | 25 | 38 | 101 | 6 | 36 | 40 | 141 | 10 | 61 | 78 | 242 |
| 06:15 | 3 | | 18 | | 6 | | 33 | | 9 | | 51 | |
| 06:30 | 5 | | 24 | | 8 | | 37 | | 13 | | 61 | |
| 06:45 | 13 | | 21 | | 16 | | 31 | | 29 | | 52 | |
| 07:00 | 19 | 133 | 16 | 55 | 14 | 85 | 33 | 79 | 33 | 218 | 49 | 134 |
| 07:15 | 18 | | 14 | | 18 | | 20 | | 36 | | 34 | |
| 07:30 | 34 | | 12 | | 28 | | 15 | | 62 | | 27 | |
| 07:45 | 62 | | 13 | | 25 | | 11 | | 87 | | 24 | |
| 08:00 | 34 | 130 | 12 | 45 | 33 | 148 | 15 | 50 | 67 | 278 | 27 | 95 |
| 08:15 | 33 | | 9 | | 40 | | 16 | | 73 | | 25 | |
| 08:30 | 35 | | 16 | | 37 | | 14 | | 72 | | 30 | |
| 08:45 | 28 | | 8 | | 38 | | 5 | | 66 | | 13 | |
| 09:00 | 26 | 102 | 12 | 33 | 24 | 129 | 7 | 35 | 50 | 231 | 19 | 68 |
| 09:15 | 24 | | 9 | | 37 | | 10 | | 61 | | 19 | |
| 09:30 | 26 | | 6 | | 36 | | 10 | | 62 | | 16 | |
| 09:45 | 26 | | 6 | | 32 | | 8 | | 58 | | 14 | |
| 10:00 | 24 | 94 | 5 | 25 | 30 | 114 | 5 | 12 | 54 | 208 | 10 | 37 |
| 10:15 | 21 | | 8 | | 28 | | 3 | | 49 | | 11 | |
| 10:30 | 21 | | 6 | | 26 | | 2 | | 47 | | 8 | |
| 10:45 | 28 | | 6 | | 30 | | 2 | | 58 | | 8 | |
| 11:00 | 26 | 119 | 5 | 8 | 38 | 148 | 3 | 8 | 64 | 267 | 8 | 16 |
| 11:15 | 28 | | 1 | | 34 | | 2 | | 62 | | 3 | |
| 11:30 | 40 | | 2 | | 36 | | 2 | | 76 | | 4 | |
| 11:45 | 25 | | 0 | | 40 | | 1 | | 65 | | 1 | |
| Totals | 624 | | 1,166 | | 682 | | 1,333 | | 1,306 | | 2,499 | |
| Split% | 47.8 | | 46.7 | | 52.2 | | 53.3 | | | | | |
| Day Totals | | 1,790 | | | | 2,015 | | | | 3,805 | | |
| Day Splits | | 47.0 | | | | 53.0 | | | | | | |
| Peak Hour | 07:45 | | 02:45 | | 08:00 | | 03:30 | | 07:45 | | 02:45 | |
| Volume | 164 | | 184 | | 148 | | 205 | | 299 | | 383 | |
| Factor | 0.66 | | 0.92 | | 0.93 | | 0.79 | | 0.86 | | 0.87 | |

City of San Clemente Engineering Division

Project: Vaquero Traffic Calming
Survey Location: Vaquero btw Vicente & Vallarta

VAQUERO NW VALLARTA CLASSF
Date Start: 17-Jan-18
Date End: 25-Jan-18

Vicente
Vallarta

| Start Time | 15-Jan-18 | | Tue | | Wed | | Thu | | Fri | | Sat | | Sun | | Week Average | |
|------------|-----------|----|-----|----|-------|-------|-------|-------|-------|-------|-------|-------|-------|-------|--------------|-------|
| | SB | NB | SB | NB | SB | NB | SB | NB | SB | NB | SB | NB | SB | NB | SB | NB |
| 12:00 AM | * | * | * | * | * | * | 20 | 6 | 15 | 6 | 22 | 16 | 21 | 19 | 20 | 12 |
| 01:00 | * | * | * | * | * | * | 3 | 3 | 7 | 7 | 15 | 10 | 8 | 9 | 8 | 7 |
| 02:00 | * | * | * | * | * | * | 1 | 2 | 3 | 5 | 5 | 3 | 4 | 3 | 3 | 3 |
| 03:00 | * | * | * | * | * | * | 2 | 8 | 2 | 7 | 2 | 7 | 2 | 4 | 2 | 6 |
| 04:00 | * | * | * | * | * | * | 10 | 15 | 6 | 11 | 4 | 4 | 4 | 6 | 6 | 9 |
| 05:00 | * | * | * | * | * | * | 18 | 46 | 18 | 45 | 21 | 12 | 10 | 10 | 17 | 28 |
| 06:00 | * | * | * | * | * | * | 60 | 95 | 47 | 91 | 31 | 35 | 25 | 25 | 41 | 62 |
| 07:00 | * | * | * | * | * | * | 212 | 189 | 212 | 199 | 91 | 85 | 55 | 63 | 142 | 134 |
| 08:00 | * | * | * | * | * | * | 165 | 251 | 166 | 255 | 138 | 153 | 83 | 99 | 138 | 190 |
| 09:00 | * | * | * | * | * | * | 151 | 205 | 165 | 201 | 199 | 304 | 123 | 155 | 160 | 216 |
| 10:00 | * | * | * | * | * | * | 168 | 219 | 194 | 221 | 220 | 622 | 169 | 183 | 188 | 311 |
| 11:00 | * | * | * | * | * | * | 223 | 219 | 209 | 216 | 217 | 631 | 198 | 212 | 212 | 320 |
| 12:00 PM | * | * | * | * | * | * | 233 | 216 | 187 | 209 | 207 | 483 | 227 | 189 | 214 | 274 |
| 01:00 | * | * | * | * | * | * | 241 | 207 | 212 | 200 | 227 | 372 | 216 | 186 | 224 | 241 |
| 02:00 | * | * | * | * | 256 | 244 | 244 | 253 | 240 | 249 | 208 | 254 | 179 | 180 | 225 | 236 |
| 03:00 | * | * | * | * | 305 | 292 | 289 | 298 | 311 | 306 | 202 | 263 | 199 | 197 | 261 | 271 |
| 04:00 | * | * | * | * | 287 | 268 | 297 | 271 | 268 | 259 | 207 | 248 | 173 | 238 | 246 | 257 |
| 05:00 | * | * | * | * | 252 | 240 | 282 | 303 | 237 | 254 | 183 | 216 | 167 | 176 | 224 | 238 |
| 06:00 | * | * | * | * | 235 | 172 | 213 | 180 | 189 | 142 | 161 | 116 | 134 | 110 | 186 | 144 |
| 07:00 | * | * | * | * | 133 | 83 | 165 | 123 | 151 | 122 | 113 | 92 | 105 | 83 | 133 | 101 |
| 08:00 | * | * | * | * | 113 | 96 | 106 | 98 | 107 | 82 | 92 | 64 | 68 | 65 | 97 | 81 |
| 09:00 | * | * | * | * | 79 | 48 | 71 | 42 | 87 | 49 | 74 | 62 | 58 | 40 | 74 | 48 |
| 10:00 | * | * | * | * | 49 | 22 | 60 | 21 | 48 | 25 | 54 | 46 | 38 | 22 | 50 | 27 |
| 11:00 | * | * | * | * | 17 | 12 | 16 | 12 | 32 | 25 | 33 | 27 | 19 | 11 | 23 | 17 |
| Lane Day | 0 | 0 | 0 | 0 | 1726 | 1477 | 3250 | 3282 | 3113 | 3186 | 2726 | 4125 | 2285 | 2285 | 2894 | 3233 |
| AM Peak | - | - | - | - | - | - | 11:00 | 08:00 | 07:00 | 08:00 | 10:00 | 11:00 | 11:00 | 11:00 | 11:00 | 11:00 |
| Vol. | - | - | - | - | - | - | 223 | 251 | 212 | 255 | 220 | 631 | 198 | 212 | 212 | 320 |
| PM Peak | - | - | - | - | 15:00 | 15:00 | 16:00 | 17:00 | 15:00 | 15:00 | 13:00 | 12:00 | 12:00 | 16:00 | 15:00 | 12:00 |
| Vol. | - | - | - | - | 305 | 292 | 297 | 303 | 311 | 306 | 227 | 483 | 227 | 238 | 261 | 274 |

City of San Clemente Engineering Division

Project: Vaquero Traffic Calming
Survey Location: Vaquero btw Vicente & Vallarta

VAQUERO NW VALLARTA CLASSF
Date Start: 17-Jan-18
Date End: 25-Jan-18

Vicente
Vallarta

| Start Time | 22-Jan-18 | | Tue | | Wed | | Thu | | Fri | | Sat | | Sun | | Week Average | |
|------------|-----------|-------|-------|-------|-------|-------|-------|-------|-----|----|-----|----|-----|----|--------------|-------|
| | SB | NB | SB | NB | SB | NB | SB | NB | SB | NB | SB | NB | SB | NB | SB | NB |
| 12:00 AM | 6 | 13 | 13 | 9 | 17 | 9 | 14 | 7 | * | * | * | * | * | * | 12 | 10 |
| 01:00 | 4 | 6 | 3 | 6 | 6 | 5 | 3 | 1 | * | * | * | * | * | * | 4 | 4 |
| 02:00 | 3 | 1 | 0 | 4 | 2 | 4 | 5 | 5 | * | * | * | * | * | * | 2 | 4 |
| 03:00 | 3 | 8 | 5 | 7 | 4 | 9 | 7 | 11 | * | * | * | * | * | * | 5 | 9 |
| 04:00 | 5 | 10 | 6 | 12 | 6 | 13 | 8 | 12 | * | * | * | * | * | * | 6 | 12 |
| 05:00 | 19 | 45 | 22 | 43 | 17 | 45 | 21 | 44 | * | * | * | * | * | * | 20 | 44 |
| 06:00 | 50 | 87 | 53 | 93 | 53 | 85 | 52 | 91 | * | * | * | * | * | * | 52 | 89 |
| 07:00 | 174 | 187 | 188 | 186 | 192 | 189 | 206 | 201 | * | * | * | * | * | * | 190 | 191 |
| 08:00 | 183 | 245 | 161 | 234 | 168 | 249 | 175 | 268 | * | * | * | * | * | * | 172 | 249 |
| 09:00 | 176 | 210 | 185 | 251 | 169 | 198 | 162 | 206 | * | * | * | * | * | * | 173 | 216 |
| 10:00 | 192 | 236 | 195 | 217 | 206 | 228 | * | * | * | * | * | * | * | * | 198 | 227 |
| 11:00 | 210 | 224 | 198 | 211 | 182 | 224 | * | * | * | * | * | * | * | * | 197 | 220 |
| 12:00 PM | 198 | 193 | 221 | 222 | 223 | 181 | * | * | * | * | * | * | * | * | 214 | 199 |
| 01:00 | 239 | 222 | 220 | 248 | 212 | 206 | * | * | * | * | * | * | * | * | 224 | 225 |
| 02:00 | 269 | 258 | 223 | 271 | 258 | 246 | * | * | * | * | * | * | * | * | 250 | 258 |
| 03:00 | 304 | 285 | 285 | 277 | 299 | 272 | * | * | * | * | * | * | * | * | 296 | 278 |
| 04:00 | 276 | 249 | 283 | 250 | 278 | 248 | * | * | * | * | * | * | * | * | 279 | 249 |
| 05:00 | 285 | 258 | 293 | 278 | 249 | 244 | * | * | * | * | * | * | * | * | 276 | 260 |
| 06:00 | 201 | 145 | 257 | 187 | 211 | 160 | * | * | * | * | * | * | * | * | 223 | 164 |
| 07:00 | 129 | 100 | 153 | 133 | 144 | 106 | * | * | * | * | * | * | * | * | 142 | 113 |
| 08:00 | 77 | 82 | 94 | 70 | 110 | 84 | * | * | * | * | * | * | * | * | 94 | 79 |
| 09:00 | 61 | 48 | 67 | 48 | 62 | 47 | * | * | * | * | * | * | * | * | 63 | 48 |
| 10:00 | 38 | 27 | 40 | 27 | 45 | 32 | * | * | * | * | * | * | * | * | 41 | 29 |
| 11:00 | 16 | 5 | 11 | 9 | 15 | 13 | * | * | * | * | * | * | * | * | 14 | 9 |
| Lane Day | 3118 | 3144 | 3176 | 3293 | 3128 | 3097 | 653 | 846 | 0 | 0 | 0 | 0 | 0 | 0 | 3147 | 3186 |
| AM Peak | 11:00 | 08:00 | 11:00 | 09:00 | 10:00 | 08:00 | 07:00 | 08:00 | - | - | - | - | - | - | 10:00 | 08:00 |
| Vol. | 210 | 245 | 198 | 251 | 206 | 249 | 206 | 268 | - | - | - | - | - | - | 198 | 249 |
| PM Peak | 15:00 | 15:00 | 17:00 | 17:00 | 15:00 | 15:00 | - | - | - | - | - | - | - | - | 15:00 | 15:00 |
| Vol. | 304 | 285 | 293 | 278 | 299 | 272 | - | - | - | - | - | - | - | - | 296 | 278 |

| | | | | | | | | |
|-------------|-----------|------------|------|------|------|------|------|-------|
| Comb. Total | 6262 | 6469 | 9428 | 8031 | 6299 | 6851 | 4570 | 12460 |
| ADT | ADT 6,222 | AADT 6,222 | | | | | | |



City of San Clemente
Engineering Division
 910 Calle Negocio, ste 100
 San Clemente, CA 92780

Project: Avenida Vaquero Street Restripe & Rehab.
 Survey Location: 623 Ave Vaquero, N. Guadalajara

Date Start: 23-Mar-15
 Date End: 30-Mar-15

Site Code: VAQGUA

VAQUERO N. GUADALAJARA processed

| Start Time | 23-Mar-15 | | Tue | | Wed | | Thu | | Fri | | Sat | | Sun | | Week Average | |
|------------|-----------|-------|-------|-------|-------|-------|-------|-------|-------|-------|-------|-------|-------|-------|--------------|-------|
| | SB | NB | SB | NB | SB | NB | SB | NB | SB | NB | SB | NB | SB | NB | SB | NB |
| 12:00 AM | * | * | 13 | 10 | 8 | 6 | 5 | 8 | 8 | 6 | 15 | 11 | 6 | 12 | 9 | 9 |
| 01:00 | * | * | 2 | 4 | 5 | 6 | 2 | 6 | 7 | 7 | 13 | 8 | 10 | 10 | 6 | 7 |
| 02:00 | * | * | 3 | 1 | 1 | 2 | 4 | 3 | 7 | 4 | 3 | 3 | 4 | 2 | 4 | 2 |
| 03:00 | * | * | 1 | 4 | 2 | 4 | 1 | 6 | 3 | 5 | 4 | 6 | 2 | 5 | 2 | 5 |
| 04:00 | * | * | 6 | 10 | 4 | 14 | 6 | 11 | 6 | 21 | 4 | 2 | 2 | 10 | 5 | 11 |
| 05:00 | * | * | 16 | 27 | 25 | 28 | 22 | 32 | 16 | 21 | 23 | 16 | 9 | 9 | 18 | 22 |
| 06:00 | * | * | 61 | 76 | 71 | 70 | 66 | 74 | 72 | 76 | 49 | 42 | 50 | 24 | 62 | 60 |
| 07:00 | * | * | 187 | 145 | 218 | 180 | 231 | 148 | 216 | 158 | 114 | 105 | 98 | 58 | 177 | 132 |
| 08:00 | * | * | 156 | 179 | 212 | 254 | 195 | 221 | 216 | 207 | 149 | 150 | 145 | 111 | 179 | 187 |
| 09:00 | * | * | 191 | 206 | 186 | 206 | 175 | 217 | 161 | 194 | 154 | 153 | 160 | 160 | 171 | 189 |
| 10:00 | * | * | 187 | 201 | 176 | 187 | 148 | 190 | 172 | 185 | 200 | 222 | 164 | 222 | 174 | 201 |
| 11:00 | 180 | 189 | 190 | 178 | 190 | 212 | 165 | 190 | 178 | 229 | 227 | 272 | 154 | 242 | 183 | 216 |
| 12:00 PM | 211 | 168 | 186 | 185 | 205 | 215 | 178 | 185 | 201 | 204 | 210 | 210 | 187 | 258 | 197 | 204 |
| 01:00 | 176 | 199 | 181 | 231 | 196 | 187 | 218 | 233 | 222 | 193 | 223 | 258 | 193 | 253 | 201 | 222 |
| 02:00 | 199 | 265 | 205 | 228 | 226 | 242 | 221 | 217 | 218 | 229 | 218 | 253 | 184 | 177 | 210 | 230 |
| 03:00 | 277 | 272 | 274 | 236 | 267 | 283 | 254 | 283 | 292 | 291 | 200 | 253 | 194 | 213 | 251 | 262 |
| 04:00 | 242 | 235 | 225 | 234 | 260 | 241 | 248 | 236 | 237 | 257 | 195 | 260 | 207 | 215 | 231 | 240 |
| 05:00 | 255 | 238 | 231 | 238 | 294 | 258 | 255 | 233 | 213 | 239 | 159 | 217 | 166 | 212 | 225 | 234 |
| 06:00 | 189 | 199 | 213 | 197 | 259 | 209 | 197 | 212 | 207 | 207 | 164 | 183 | 168 | 182 | 200 | 198 |
| 07:00 | 143 | 145 | 150 | 150 | 142 | 146 | 156 | 180 | 163 | 151 | 121 | 144 | 109 | 154 | 141 | 153 |
| 08:00 | 89 | 83 | 107 | 134 | 109 | 142 | 104 | 106 | 114 | 119 | 98 | 94 | 90 | 124 | 102 | 115 |
| 09:00 | 69 | 61 | 69 | 45 | 72 | 58 | 88 | 68 | 88 | 96 | 68 | 74 | 55 | 74 | 73 | 68 |
| 10:00 | 30 | 24 | 24 | 28 | 42 | 36 | 37 | 26 | 61 | 50 | 45 | 30 | 30 | 36 | 38 | 33 |
| 11:00 | 17 | 12 | 15 | 14 | 21 | 15 | 20 | 10 | 35 | 21 | 26 | 33 | 10 | 11 | 21 | 17 |
| Lane | 2077 | 2090 | 2893 | 2961 | 3191 | 3201 | 2996 | 3095 | 3113 | 3170 | 2682 | 2999 | 2397 | 2774 | 2880 | 3017 |
| Day | 4167 | | 5854 | | 6392 | | 6091 | | 6283 | | 5681 | | 5171 | | 5897 | |
| AM Peak | 11:00 | 11:00 | 09:00 | 09:00 | 07:00 | 08:00 | 07:00 | 08:00 | 07:00 | 11:00 | 11:00 | 11:00 | 10:00 | 11:00 | 11:00 | 11:00 |
| Vol. | 180 | 189 | 191 | 206 | 218 | 254 | 231 | 221 | 216 | 229 | 227 | 272 | 164 | 242 | 183 | 216 |
| PM Peak | 15:00 | 15:00 | 15:00 | 17:00 | 17:00 | 15:00 | 17:00 | 15:00 | 15:00 | 15:00 | 13:00 | 16:00 | 16:00 | 12:00 | 15:00 | 15:00 |
| Vol. | 277 | 272 | 274 | 238 | 294 | 283 | 255 | 283 | 292 | 291 | 223 | 260 | 207 | 258 | 251 | 262 |



City of San Clemente
Engineering Division
 910 Calle Negocio, ste 100
 San Clemente, CA 92780

Project: Avenida Vaquero Street Restripe & Rehab.
 Survey Location: 623 Ave Vaquero, N. Guadalajara

Date Start: 23-Mar-15
 Date End: 30-Mar-15

Site Code: VAQGUA

VAQUERO N. GUADALAJARA processed

| Start Time | 30-Mar-15 | | Tue | | Wed | | Thu | | Fri | | Sat | | Sun | | Week Average | |
|------------|------------|------------|-----|----|-----|----|-----|----|-----|----|-----|----|-----|-------|--------------|------------|
| | SB | NB | SB | NB | SB | NB | SB | NB | SB | NB | SB | NB | SB | NB | SB | NB |
| 12:00 AM | 8 | 6 | * | * | * | * | * | * | * | * | * | * | * | * | 8 | 6 |
| 01:00 | 6 | 6 | * | * | * | * | * | * | * | * | * | * | * | * | 6 | 6 |
| 02:00 | 1 | 2 | * | * | * | * | * | * | * | * | * | * | * | * | 1 | 2 |
| 03:00 | 3 | 5 | * | * | * | * | * | * | * | * | * | * | * | * | 3 | 5 |
| 04:00 | 4 | 13 | * | * | * | * | * | * | * | * | * | * | * | * | 4 | 13 |
| 05:00 | 18 | 24 | * | * | * | * | * | * | * | * | * | * | * | * | 18 | 24 |
| 06:00 | 38 | 73 | * | * | * | * | * | * | * | * | * | * | * | * | 38 | 73 |
| 07:00 | 195 | 165 | * | * | * | * | * | * | * | * | * | * | * | * | 195 | 165 |
| 08:00 | 215 | 210 | * | * | * | * | * | * | * | * | * | * | * | * | 215 | 210 |
| 09:00 | * | * | * | * | * | * | * | * | * | * | * | * | * | * | * | * |
| 10:00 | * | * | * | * | * | * | * | * | * | * | * | * | * | * | * | * |
| 11:00 | * | * | * | * | * | * | * | * | * | * | * | * | * | * | * | * |
| 12:00 PM | * | * | * | * | * | * | * | * | * | * | * | * | * | * | * | * |
| 01:00 | * | * | * | * | * | * | * | * | * | * | * | * | * | * | * | * |
| 02:00 | * | * | * | * | * | * | * | * | * | * | * | * | * | * | * | * |
| 03:00 | * | * | * | * | * | * | * | * | * | * | * | * | * | * | * | * |
| 04:00 | * | * | * | * | * | * | * | * | * | * | * | * | * | * | * | * |
| 05:00 | * | * | * | * | * | * | * | * | * | * | * | * | * | * | * | * |
| 06:00 | * | * | * | * | * | * | * | * | * | * | * | * | * | * | * | * |
| 07:00 | * | * | * | * | * | * | * | * | * | * | * | * | * | * | * | * |
| 08:00 | * | * | * | * | * | * | * | * | * | * | * | * | * | * | * | * |
| 09:00 | * | * | * | * | * | * | * | * | * | * | * | * | * | * | * | * |
| 10:00 | * | * | * | * | * | * | * | * | * | * | * | * | * | * | * | * |
| 11:00 | * | * | * | * | * | * | * | * | * | * | * | * | * | * | * | * |
| Lane Day | 488 | 504 | 0 | 0 | 0 | 0 | 0 | 0 | 0 | 0 | 0 | 0 | 0 | 488 | 504 | |
| AM Peak | 08:00 | 08:00 | - | - | - | - | - | - | - | - | - | - | - | 08:00 | 08:00 | |
| Vol. | 215 | 210 | - | - | - | - | - | - | - | - | - | - | - | 215 | 210 | |
| PM Peak | - | - | - | - | - | - | - | - | - | - | - | - | - | - | - | - |
| Vol. | - | - | - | - | - | - | - | - | - | - | - | - | - | - | - | - |

| | | | | | | | | |
|-------------|-----------|------------|------|------|------|------|------|------|
| Comb. Total | 5159 | 5854 | 6392 | 6091 | 6283 | 5681 | 5171 | 6889 |
| ADT | ADT 5,909 | AADT 5,909 | | | | | | |



City of San Clemente

Engineering Division

Location: Avenida Vaquero Southbound
 Project: Avenida Vaquero St Impv. Restriping
 Traffic Survey
 Note: SB Lane no. 2 only

Site Code: 619VAQ
 Calle Vallarta
 Calle Guadalajara
 Date Start: 13-Mar-14
 Date End: 20-Mar-14
 Station ID: 026641

| Start Time | 10-Mar-14 | | Tue | | Wed | | Thu | | Fri | | Sat | | Sun | | Week Average | | | |
|------------|-----------|----|---------|----|-----|---------|-----|-------|---------|-------|-----|---------|-----|-------|--------------|-------|----|---------|
| | SB | ST | Channel | SB | ST | Channel | SB | ST | Channel | SB | ST | Channel | SB | ST | Channel | SB | ST | Channel |
| 12:00 AM | * | * | * | * | * | * | * | * | 5 | 0 | 10 | 0 | 11 | 0 | 9 | 0 | | |
| 01:00 | * | * | * | * | * | * | * | * | 2 | 0 | 3 | 0 | 9 | 0 | 5 | 0 | | |
| 02:00 | * | * | * | * | * | * | * | * | 2 | 0 | 2 | 0 | 2 | 0 | 2 | 0 | | |
| 03:00 | * | * | * | * | * | * | * | * | 4 | 0 | 3 | 0 | 2 | 0 | 3 | 0 | | |
| 04:00 | * | * | * | * | * | * | * | * | 3 | 0 | 4 | 0 | 3 | 0 | 3 | 0 | | |
| 05:00 | * | * | * | * | * | * | * | * | 18 | 0 | 10 | 0 | 10 | 0 | 13 | 0 | | |
| 06:00 | * | * | * | * | * | * | * | * | 43 | 0 | 41 | 0 | 26 | 0 | 37 | 0 | | |
| 07:00 | * | * | * | * | * | * | * | * | 133 | 0 | 52 | 0 | 49 | 0 | 78 | 0 | | |
| 08:00 | * | * | * | * | * | * | * | * | 166 | 0 | 117 | 0 | 90 | 0 | 124 | 0 | | |
| 09:00 | * | * | * | * | * | * | * | * | 123 | 0 | 119 | 0 | 98 | 0 | 113 | 0 | | |
| 10:00 | * | * | * | * | * | * | * | * | 137 | 0 | 165 | 0 | 159 | 0 | 154 | 0 | | |
| 11:00 | * | * | * | * | * | * | * | * | 141 | 0 | 180 | 0 | 152 | 0 | 158 | 0 | | |
| 12:00 PM | * | * | * | * | * | * | * | * | 138 | 0 | 166 | 0 | 131 | 0 | 145 | 0 | | |
| 01:00 | * | * | * | * | * | * | * | * | 123 | 0 | 175 | 0 | 118 | 0 | 139 | 0 | | |
| 02:00 | * | * | * | * | * | * | * | * | 184 | 0 | 187 | 0 | 127 | 0 | 166 | 0 | | |
| 03:00 | * | * | * | * | * | * | * | 205 | 0 | 218 | 0 | 143 | 0 | 105 | 0 | 168 | 0 | |
| 04:00 | * | * | * | * | * | * | * | 198 | 0 | 187 | 0 | 150 | 0 | 113 | 0 | 162 | 0 | |
| 05:00 | * | * | * | * | * | * | * | 169 | 0 | 213 | 0 | 130 | 0 | 103 | 0 | 154 | 0 | |
| 06:00 | * | * | * | * | * | * | * | 156 | 0 | 173 | 0 | 116 | 0 | 104 | 0 | 137 | 0 | |
| 07:00 | * | * | * | * | * | * | * | 97 | 0 | 119 | 0 | 83 | 0 | 68 | 0 | 92 | 0 | |
| 08:00 | * | * | * | * | * | * | * | 52 | 0 | 77 | 0 | 66 | 0 | 77 | 0 | 68 | 0 | |
| 09:00 | * | * | * | * | * | * | * | 45 | 0 | 53 | 0 | 42 | 0 | 32 | 0 | 43 | 0 | |
| 10:00 | * | * | * | * | * | * | * | 31 | 0 | 34 | 0 | 22 | 0 | 18 | 0 | 26 | 0 | |
| 11:00 | * | * | * | * | * | * | * | 11 | 0 | 27 | 0 | 28 | 0 | 7 | 0 | 18 | 0 | |
| Lane | 0 | 0 | 0 | 0 | 0 | 0 | 0 | 964 | 0 | 2323 | 0 | 2014 | 0 | 1614 | 0 | 2017 | 0 | |
| Day | 0 | 0 | 0 | 0 | 0 | 0 | 0 | 964 | 0 | 2323 | 0 | 2014 | 0 | 1614 | 0 | 2017 | 0 | |
| AM Peak | | | | | | | | | | 08:00 | | 11:00 | | 10:00 | | 11:00 | | |
| Vol. | | | | | | | | | | 166 | | 180 | | 159 | | 158 | | |
| PM Peak | | | | | | | | 15:00 | | 15:00 | | 14:00 | | 12:00 | | 15:00 | | |
| Vol. | | | | | | | | 205 | | 218 | | 187 | | 131 | | 168 | | |



City of San Clemente

Engineering Division

Location: Avenida Vaquero Southbound
 Project: Avenida Vaquero St Impv. Restriping
 Traffic Survey
 Note: SB Lane no. 2 only

Site Code: 619VAQ
 Calle Vallarta
 Calle Guadalajara
 Date Start: 13-Mar-14
 Date End: 20-Mar-14
 Station ID: 026641

| Start Time | 17-Mar-14 | | Tue | | Wed | | Thu | | Fri | | Sat | | Sun | | Week Average | | | | | | |
|------------|-----------|----|---------|-------|-----|---------|-------|----|---------|-------|-----|---------|-----|----|--------------|----|----|---------|-------|---|---|
| | SB | ST | Channel | SB | ST | Channel | SB | ST | Channel | SB | ST | Channel | SB | ST | Channel | SB | ST | Channel | | | |
| 12:00 AM | 4 | 0 | 0 | 4 | 0 | 0 | 3 | 0 | 0 | 6 | 0 | 0 | * | * | * | * | * | * | 4 | 0 | 0 |
| 01:00 | 4 | 0 | 0 | 6 | 0 | 0 | 3 | 0 | 0 | 2 | 0 | 0 | * | * | * | * | * | * | 4 | 0 | 0 |
| 02:00 | 1 | 0 | 0 | 2 | 0 | 0 | 2 | 0 | 0 | 1 | 0 | 0 | * | * | * | * | * | * | 2 | 0 | 0 |
| 03:00 | 4 | 0 | 0 | 5 | 0 | 0 | 2 | 0 | 0 | 7 | 0 | 0 | * | * | * | * | * | * | 4 | 0 | 0 |
| 04:00 | 4 | 0 | 0 | 6 | 0 | 0 | 3 | 0 | 0 | 4 | 0 | 0 | * | * | * | * | * | * | 4 | 0 | 0 |
| 05:00 | 11 | 0 | 0 | 15 | 0 | 0 | 18 | 0 | 0 | 18 | 0 | 0 | * | * | * | * | * | * | 16 | 0 | 0 |
| 06:00 | 45 | 0 | 0 | 60 | 0 | 0 | 58 | 0 | 0 | 69 | 0 | 0 | * | * | * | * | * | * | 58 | 0 | 0 |
| 07:00 | 145 | 0 | 0 | 128 | 0 | 0 | 150 | 0 | 0 | 135 | 0 | 0 | * | * | * | * | * | * | 140 | 0 | 0 |
| 08:00 | 148 | 0 | 0 | 115 | 0 | 0 | 152 | 0 | 0 | * | * | 0 | * | * | * | * | * | * | 138 | 0 | 0 |
| 09:00 | 34 | 0 | 0 | 156 | 0 | 0 | 130 | 0 | 0 | * | * | 0 | * | * | * | * | * | * | 107 | 0 | 0 |
| 10:00 | 0 | 0 | 0 | 134 | 0 | 0 | 114 | 0 | 0 | * | * | 0 | * | * | * | * | * | * | 83 | 0 | 0 |
| 11:00 | 0 | 0 | 0 | 136 | 0 | 0 | 139 | 0 | 0 | * | * | 0 | * | * | * | * | * | * | 92 | 0 | 0 |
| 12:00 PM | 99 | 0 | 0 | 144 | 0 | 0 | 127 | 0 | 0 | * | * | 0 | * | * | * | * | * | * | 123 | 0 | 0 |
| 01:00 | 142 | 0 | 0 | 146 | 0 | 0 | 128 | 0 | 0 | * | * | 0 | * | * | * | * | * | * | 139 | 0 | 0 |
| 02:00 | 162 | 0 | 0 | 148 | 0 | 0 | 150 | 0 | 0 | * | * | 0 | * | * | * | * | * | * | 153 | 0 | 0 |
| 03:00 | 165 | 0 | 0 | 196 | 0 | 0 | 215 | 0 | 0 | * | * | 0 | * | * | * | * | * | * | 192 | 0 | 0 |
| 04:00 | 192 | 0 | 0 | 175 | 0 | 0 | 158 | 0 | 0 | * | * | 0 | * | * | * | * | * | * | 175 | 0 | 0 |
| 05:00 | 188 | 0 | 0 | 203 | 0 | 0 | 205 | 0 | 0 | * | * | 0 | * | * | * | * | * | * | 199 | 0 | 0 |
| 06:00 | 159 | 0 | 0 | 168 | 0 | 0 | 157 | 0 | 0 | * | * | 0 | * | * | * | * | * | * | 161 | 0 | 0 |
| 07:00 | 85 | 0 | 0 | 123 | 0 | 0 | 108 | 0 | 0 | * | * | 0 | * | * | * | * | * | * | 105 | 0 | 0 |
| 08:00 | 65 | 0 | 0 | 75 | 0 | 0 | 50 | 0 | 0 | * | * | 0 | * | * | * | * | * | * | 63 | 0 | 0 |
| 09:00 | 41 | 0 | 0 | 45 | 0 | 0 | 42 | 0 | 0 | * | * | 0 | * | * | * | * | * | * | 43 | 0 | 0 |
| 10:00 | 25 | 0 | 0 | 29 | 0 | 0 | 24 | 0 | 0 | * | * | 0 | * | * | * | * | * | * | 26 | 0 | 0 |
| 11:00 | 11 | 0 | 0 | 10 | 0 | 0 | 11 | 0 | 0 | * | * | 0 | * | * | * | * | * | * | 11 | 0 | 0 |
| Lane | 1734 | 0 | 0 | 2229 | 0 | 0 | 2149 | 0 | 0 | 242 | 0 | 0 | 0 | 0 | 0 | 0 | 0 | 0 | 2042 | 0 | 0 |
| Day | 1734 | | | 2229 | | | 2149 | | | 242 | | | 0 | | | 0 | | | 2042 | | |
| AM Peak | 08:00 | | | 09:00 | | | 08:00 | | | 07:00 | | | | | | | | | 07:00 | | |
| Vol. | 148 | | | 156 | | | 152 | | | 135 | | | | | | | | | 140 | | |
| PM Peak | 16:00 | | | 17:00 | | | 15:00 | | | | | | | | | | | | 17:00 | | |
| Vol. | 192 | | | 203 | | | 215 | | | | | | | | | | | | 199 | | |

| | | | | | | | | |
|-------------|-----------|------------|------|------|------|------|------|------|
| Comb. Total | 1734 | 2229 | 2149 | 1206 | 2323 | 2014 | 1614 | 4059 |
| ADT | ADT 2,022 | AADT 2,022 | | | | | | |



City of San Clemente

Engineering Division

Location: Avenida Vaquero Southbound
 Project: Avenida Vaquero St Impv Project Restriping
 Traffic Survey

Site Code: VAQVAL
 Calle Vicente
 Calle Vallarta
 Date Start: 13-Mar-14
 Date End: 20-Mar-14
 Station ID: 026640

| Start Time | 13-Mar-14 Thu | SB ST | SB LT | Channel 3 | Total |
|-----------------|------------------|--------------|-------------|-----------|--------------|
| 12:00 AM | | * | * | * | * |
| 01:00 | | * | * | * | * |
| 02:00 | | * | * | * | * |
| 03:00 | | * | * | * | * |
| 04:00 | | * | * | * | * |
| 05:00 | | * | * | * | * |
| 06:00 | | * | * | * | * |
| 07:00 | | * | * | * | * |
| 08:00 | | * | * | * | * |
| 09:00 | | * | * | * | * |
| 10:00 | | * | * | * | * |
| 11:00 | | * | * | * | * |
| 12:00 PM | | * | * | * | * |
| 01:00 | | * | * | * | * |
| 02:00 | | * | * | * | * |
| 03:00 | | 270 | 66 | 0 | 336 |
| 04:00 | | 246 | 66 | 0 | 312 |
| 05:00 | | 233 | 79 | 0 | 312 |
| 06:00 | | 201 | 79 | 0 | 280 |
| 07:00 | | 135 | 76 | 0 | 211 |
| 08:00 | | 84 | 55 | 0 | 139 |
| 09:00 | | 77 | 33 | 0 | 110 |
| 10:00 | | 42 | 20 | 0 | 62 |
| 11:00 | | 20 | 9 | 0 | 29 |
| Total | | 1308 | 483 | 0 | 1791 |
| Percent | | 73.0% | 27.0% | 0.0% | |
| AM Peak Vol. | | | | | |
| PM Peak Vol. | | 15:00 270 | 17:00 79 | | 15:00 336 |



City of San Clemente

Engineering Division

Location: Avenida Vaquero Southbound
 Project: Avenida Vaquero St Impv Project Restriping
 Traffic Survey

Site Code: VAQVAL
 Calle Vicente
 Calle Vallarta
 Date Start: 13-Mar-14
 Date End: 20-Mar-14
 Station ID: 026640

| Start Time | 14-Mar-14 Fri | SB ST | SB LT | Channel 3 | Total |
|------------|------------------|------------|-----------|-----------|------------|
| 12:00 AM | | 7 | 5 | 0 | 12 |
| 01:00 | | 7 | 2 | 0 | 9 |
| 02:00 | | 4 | 2 | 0 | 6 |
| 03:00 | | 4 | 1 | 0 | 5 |
| 04:00 | | 6 | 3 | 0 | 9 |
| 05:00 | | 20 | 7 | 0 | 27 |
| 06:00 | | 54 | 13 | 0 | 67 |
| 07:00 | | 186 | 28 | 0 | 214 |
| 08:00 | | 192 | 53 | 0 | 245 |
| 09:00 | | 162 | 39 | 0 | 201 |
| 10:00 | | 156 | 36 | 0 | 192 |
| 11:00 | | 176 | 48 | 0 | 224 |
| 12:00 PM | | 181 | 40 | 0 | 221 |
| 01:00 | | 178 | 52 | 0 | 230 |
| 02:00 | | 262 | 49 | 0 | 311 |
| 03:00 | | 303 | 66 | 0 | 369 |
| 04:00 | | 261 | 71 | 0 | 332 |
| 05:00 | | 268 | 60 | 0 | 328 |
| 06:00 | | 263 | 66 | 0 | 329 |
| 07:00 | | 154 | 76 | 0 | 230 |
| 08:00 | | 109 | 42 | 0 | 151 |
| 09:00 | | 78 | 28 | 0 | 106 |
| 10:00 | | 45 | 32 | 0 | 77 |
| 11:00 | | 36 | 12 | 0 | 48 |
| Total | | 3112 | 831 | 0 | 3943 |
| Percent | | 78.9% | 21.1% | 0.0% | |
| AM Peak | | 08:00 | 08:00 | | 08:00 |
| Vol. | | 192 | 53 | | 245 |
| PM Peak | | 15:00 | 19:00 | | 15:00 |
| Vol. | | 303 | 76 | | 369 |



City of San Clemente

Engineering Division

Location: Avenida Vaquero Southbound
 Project: Avenida Vaquero St Impv Project Restriping
 Traffic Survey

Site Code: VAQVAL
 Calle Vicente
 Calle Vallarta
 Date Start: 13-Mar-14
 Date End: 20-Mar-14
 Station ID: 026640

| Start Time | 15-Mar-14 Sat | SB ST | SB LT | Channel 3 | Total |
|------------|---------------|------------|-----------|-----------|------------|
| 12:00 AM | | 17 | 9 | 0 | 26 |
| 01:00 | | 6 | 6 | 0 | 12 |
| 02:00 | | 4 | 2 | 0 | 6 |
| 03:00 | | 4 | 0 | 0 | 4 |
| 04:00 | | 4 | 2 | 0 | 6 |
| 05:00 | | 13 | 4 | 0 | 17 |
| 06:00 | | 46 | 11 | 0 | 57 |
| 07:00 | | 65 | 46 | 0 | 111 |
| 08:00 | | 130 | 64 | 0 | 194 |
| 09:00 | | 150 | 61 | 0 | 211 |
| 10:00 | | 195 | 35 | 0 | 230 |
| 11:00 | | 221 | 69 | 0 | 290 |
| 12:00 PM | | 221 | 45 | 0 | 266 |
| 01:00 | | 245 | 41 | 0 | 286 |
| 02:00 | | 249 | 66 | 0 | 315 |
| 03:00 | | 193 | 53 | 0 | 246 |
| 04:00 | | 182 | 82 | 0 | 264 |
| 05:00 | | 180 | 62 | 0 | 242 |
| 06:00 | | 150 | 61 | 0 | 211 |
| 07:00 | | 116 | 45 | 0 | 161 |
| 08:00 | | 91 | 47 | 0 | 138 |
| 09:00 | | 75 | 33 | 0 | 108 |
| 10:00 | | 38 | 26 | 0 | 64 |
| 11:00 | | 33 | 13 | 0 | 46 |
| Total | | 2628 | 883 | 0 | 3511 |
| Percent | | 74.9% | 25.1% | 0.0% | |
| AM Peak | | 11:00 | 11:00 | | 11:00 |
| Vol. | | 221 | 69 | | 290 |
| PM Peak | | 14:00 | 16:00 | | 14:00 |
| Vol. | | 249 | 82 | | 315 |



City of San Clemente

Engineering Division

Location: Avenida Vaquero Southbound
 Project: Avenida Vaquero St Impv Project Restriping
 Traffic Survey

Site Code: VAQVAL
 Calle Vicente
 Calle Vallarta
 Date Start: 13-Mar-14
 Date End: 20-Mar-14
 Station ID: 026640

| Start Time | 16-Mar-14 Sun | SB ST | SB LT | Channel 3 | Total |
|------------|---------------|-------|-------|-----------|-------|
| 12:00 AM | | 16 | 6 | 0 | 22 |
| 01:00 | | 9 | 8 | 0 | 17 |
| 02:00 | | 4 | 3 | 0 | 7 |
| 03:00 | | 3 | 0 | 0 | 3 |
| 04:00 | | 4 | 1 | 0 | 5 |
| 05:00 | | 9 | 1 | 0 | 10 |
| 06:00 | | 28 | 6 | 0 | 34 |
| 07:00 | | 57 | 11 | 0 | 68 |
| 08:00 | | 109 | 32 | 0 | 141 |
| 09:00 | | 109 | 40 | 0 | 149 |
| 10:00 | | 183 | 34 | 0 | 217 |
| 11:00 | | 169 | 46 | 0 | 215 |
| 12:00 PM | | 168 | 54 | 0 | 222 |
| 01:00 | | 163 | 38 | 0 | 201 |
| 02:00 | | 165 | 60 | 0 | 225 |
| 03:00 | | 137 | 51 | 0 | 188 |
| 04:00 | | 153 | 65 | 0 | 218 |
| 05:00 | | 134 | 64 | 0 | 198 |
| 06:00 | | 139 | 62 | 0 | 201 |
| 07:00 | | 100 | 60 | 0 | 160 |
| 08:00 | | 92 | 37 | 0 | 129 |
| 09:00 | | 58 | 27 | 0 | 85 |
| 10:00 | | 29 | 23 | 0 | 52 |
| 11:00 | | 10 | 10 | 0 | 20 |
| Total | | 2048 | 739 | 0 | 2787 |
| Percent | | 73.5% | 26.5% | 0.0% | |
| AM Peak | | 10:00 | 11:00 | | 10:00 |
| Vol. | | 183 | 46 | | 217 |
| PM Peak | | 12:00 | 16:00 | | 14:00 |
| Vol. | | 168 | 65 | | 225 |



City of San Clemente

Engineering Division

Location: Avenida Vaquero Southbound
 Project: Avenida Vaquero St Impv Project Restriping
 Traffic Survey

Site Code: VAQVAL
 Calle Vicente
 Calle Vallarta
 Date Start: 13-Mar-14
 Date End: 20-Mar-14
 Station ID: 026640

| Start Time | 17-Mar-14 Mon | SB ST | SB LT | Channel 3 | Total |
|------------|------------------|------------|-----------|-----------|------------|
| 12:00 AM | | 9 | 7 | 0 | 16 |
| 01:00 | | 5 | 3 | 0 | 8 |
| 02:00 | | 1 | 2 | 0 | 3 |
| 03:00 | | 5 | 1 | 0 | 6 |
| 04:00 | | 5 | 3 | 0 | 8 |
| 05:00 | | 12 | 6 | 0 | 18 |
| 06:00 | | 55 | 22 | 0 | 77 |
| 07:00 | | 192 | 44 | 0 | 236 |
| 08:00 | | 174 | 57 | 0 | 231 |
| 09:00 | | 157 | 29 | 0 | 186 |
| 10:00 | | 167 | 44 | 0 | 211 |
| 11:00 | | 173 | 53 | 0 | 226 |
| 12:00 PM | | 180 | 45 | 0 | 225 |
| 01:00 | | 188 | 44 | 0 | 232 |
| 02:00 | | 215 | 47 | 0 | 262 |
| 03:00 | | 205 | 69 | 0 | 274 |
| 04:00 | | 239 | 79 | 0 | 318 |
| 05:00 | | 243 | 88 | 0 | 331 |
| 06:00 | | 220 | 84 | 0 | 304 |
| 07:00 | | 129 | 59 | 0 | 188 |
| 08:00 | | 101 | 33 | 0 | 134 |
| 09:00 | | 67 | 31 | 0 | 98 |
| 10:00 | | 32 | 11 | 0 | 43 |
| 11:00 | | 12 | 7 | 0 | 19 |
| Total | | 2786 | 868 | 0 | 3654 |
| Percent | | 76.2% | 23.8% | 0.0% | |
| AM Peak | | 07:00 | 08:00 | | 07:00 |
| Vol. | | 192 | 57 | | 236 |
| PM Peak | | 17:00 | 17:00 | | 17:00 |
| Vol. | | 243 | 88 | | 331 |



City of San Clemente

Engineering Division

Location: Avenida Vaquero Southbound
 Project: Avenida Vaquero St Impv Project Restriping
 Traffic Survey

Site Code: VAQVAL
 Calle Vicente
 Calle Vallarta
 Date Start: 13-Mar-14
 Date End: 20-Mar-14
 Station ID: 026640

| Start Time | 18-Mar-14 Tue | SB ST | SB LT | Channel 3 | Total |
|------------|------------------|------------|-----------|-----------|------------|
| 12:00 AM | | 4 | 5 | 0 | 9 |
| 01:00 | | 6 | 3 | 0 | 9 |
| 02:00 | | 2 | 3 | 0 | 5 |
| 03:00 | | 6 | 0 | 0 | 6 |
| 04:00 | | 6 | 5 | 0 | 11 |
| 05:00 | | 17 | 12 | 0 | 29 |
| 06:00 | | 71 | 20 | 0 | 91 |
| 07:00 | | 182 | 28 | 0 | 210 |
| 08:00 | | 129 | 43 | 0 | 172 |
| 09:00 | | 182 | 41 | 0 | 223 |
| 10:00 | | 172 | 44 | 0 | 216 |
| 11:00 | | 169 | 42 | 0 | 211 |
| 12:00 PM | | 197 | 34 | 0 | 231 |
| 01:00 | | 201 | 54 | 0 | 255 |
| 02:00 | | 191 | 40 | 0 | 231 |
| 03:00 | | 251 | 76 | 0 | 327 |
| 04:00 | | 232 | 72 | 0 | 304 |
| 05:00 | | 256 | 71 | 0 | 327 |
| 06:00 | | 227 | 82 | 0 | 309 |
| 07:00 | | 165 | 67 | 0 | 232 |
| 08:00 | | 106 | 39 | 0 | 145 |
| 09:00 | | 61 | 36 | 0 | 97 |
| 10:00 | | 42 | 19 | 0 | 61 |
| 11:00 | | 15 | 4 | 0 | 19 |
| Total | | 2890 | 840 | 0 | 3730 |
| Percent | | 77.5% | 22.5% | 0.0% | |
| AM Peak | | 07:00 | 10:00 | | 09:00 |
| Vol. | | 182 | 44 | | 223 |
| PM Peak | | 17:00 | 18:00 | | 15:00 |
| Vol. | | 256 | 82 | | 327 |



City of San Clemente

Engineering Division

Location: Avenida Vaquero Southbound
 Project: Avenida Vaquero St Impv Project Restriping
 Traffic Survey

Site Code: VAQVAL
 Calle Vicente
 Calle Vallarta
 Date Start: 13-Mar-14
 Date End: 20-Mar-14
 Station ID: 026640

| Start Time | 19-Mar-14 Wed | SB ST | SB LT | Channel 3 | Total |
|------------|------------------|------------|-----------|-----------|------------|
| 12:00 AM | | 3 | 5 | 0 | 8 |
| 01:00 | | 3 | 2 | 0 | 5 |
| 02:00 | | 3 | 3 | 0 | 6 |
| 03:00 | | 2 | 2 | 0 | 4 |
| 04:00 | | 4 | 5 | 0 | 9 |
| 05:00 | | 17 | 5 | 0 | 22 |
| 06:00 | | 69 | 16 | 0 | 85 |
| 07:00 | | 211 | 28 | 0 | 239 |
| 08:00 | | 164 | 45 | 0 | 209 |
| 09:00 | | 171 | 49 | 0 | 220 |
| 10:00 | | 163 | 35 | 0 | 198 |
| 11:00 | | 165 | 42 | 0 | 207 |
| 12:00 PM | | 163 | 51 | 0 | 214 |
| 01:00 | | 182 | 63 | 0 | 245 |
| 02:00 | | 209 | 56 | 0 | 265 |
| 03:00 | | 257 | 62 | 0 | 319 |
| 04:00 | | 206 | 71 | 0 | 277 |
| 05:00 | | 267 | 76 | 0 | 343 |
| 06:00 | | 213 | 67 | 0 | 280 |
| 07:00 | | 133 | 60 | 0 | 193 |
| 08:00 | | 79 | 56 | 0 | 135 |
| 09:00 | | 64 | 52 | 0 | 116 |
| 10:00 | | 34 | 26 | 0 | 60 |
| 11:00 | | 16 | 13 | 0 | 29 |
| Total | | 2798 | 890 | 0 | 3688 |
| Percent | | 75.9% | 24.1% | 0.0% | |
| AM Peak | | 07:00 | 09:00 | | 07:00 |
| Vol. | | 211 | 49 | | 239 |
| PM Peak | | 17:00 | 17:00 | | 17:00 |
| Vol. | | 267 | 76 | | 343 |



City of San Clemente

Engineering Division

Location: Avenida Vaquero Southbound
 Project: Avenida Vaquero St Impv Project Restriping
 Traffic Survey

Site Code: VAQVAL
 Calle Vicente
 Calle Vallarta
 Date Start: 13-Mar-14
 Date End: 20-Mar-14
 Station ID: 026640

| Start Time | 20-Mar-14 Thu | SB ST | SB LT | Channel 3 | Total |
|-------------|------------------|-----------|-------|------------|-------|
| 12:00 AM | | 7 | 9 | 0 | 16 |
| 01:00 | | 7 | 4 | 0 | 11 |
| 02:00 | | 1 | 1 | 0 | 2 |
| 03:00 | | 7 | 1 | 0 | 8 |
| 04:00 | | 5 | 5 | 0 | 10 |
| 05:00 | | 19 | 6 | 0 | 25 |
| 06:00 | | 77 | 15 | 0 | 92 |
| 07:00 | | 184 | 28 | 0 | 212 |
| 08:00 | | * | * | * | * |
| 09:00 | | * | * | * | * |
| 10:00 | | * | * | * | * |
| 11:00 | | * | * | * | * |
| 12:00 PM | | * | * | * | * |
| 01:00 | | * | * | * | * |
| 02:00 | | * | * | * | * |
| 03:00 | | * | * | * | * |
| 04:00 | | * | * | * | * |
| 05:00 | | * | * | * | * |
| 06:00 | | * | * | * | * |
| 07:00 | | * | * | * | * |
| 08:00 | | * | * | * | * |
| 09:00 | | * | * | * | * |
| 10:00 | | * | * | * | * |
| 11:00 | | * | * | * | * |
| Total | | 307 | 69 | 0 | 376 |
| Percent | | 81.6% | 18.4% | 0.0% | |
| AM Peak | | 07:00 | 07:00 | | 07:00 |
| Vol. | | 184 | 28 | | 212 |
| PM Peak | | | | | |
| Vol. | | | | | |
| Grand Total | | 17877 | 5603 | 0 | 23480 |
| Percent | | 76.1% | 23.9% | 0.0% | |
| ADT | | ADT 3,572 | | AADT 3,572 | |



City of San Clemente

Engineering Division

Location: Avenida Vaquero at ShoreCliffs Dwy
 Project: Avenida Vaquero Street Impv Restriping
 Traffic Survey
 Then Click the Comments Tab

Site Code: 501VAQeast
 North Driveway
 S. Cl Arco
 Date Start: 06-Mar-14
 Date End: 11-Mar-14
 Station ID: 025180

| Start Time | Mon 03-Mar-14 | Tue 04-Mar-14 | Wed 05-Mar-14 | Thu 06-Mar-14 | Fri 07-Mar-14 | Average Day | Sat 08-Mar-14 | Sun 09-Mar-14 | Week Average |
|--------------|------------------|------------------|------------------|------------------|------------------|----------------|------------------|------------------|-----------------|
| 12:00 AM | * | * | * | * | 0 | 0 | 0 | 1 | 0 |
| 01:00 | * | * | * | * | 0 | 0 | 0 | 0 | 0 |
| 02:00 | * | * | * | * | 0 | 0 | 0 | 0 | 0 |
| 03:00 | * | * | * | * | 2 | 2 | 0 | 0 | 1 |
| 04:00 | * | * | * | * | 5 | 5 | 0 | 9 | 5 |
| 05:00 | * | * | * | * | 14 | 14 | 17 | 15 | 15 |
| 06:00 | * | * | * | * | 21 | 21 | 23 | 28 | 24 |
| 07:00 | * | * | * | * | 32 | 32 | 56 | 22 | 37 |
| 08:00 | * | * | * | * | 22 | 22 | 31 | 14 | 22 |
| 09:00 | * | * | * | * | 34 | 34 | 26 | 34 | 31 |
| 10:00 | * | * | * | * | 44 | 44 | 45 | 43 | 44 |
| 11:00 | * | * | * | * | 41 | 41 | 33 | 27 | 34 |
| 12:00 PM | * | * | * | * | 24 | 24 | 29 | 35 | 29 |
| 01:00 | * | * | * | * | 30 | 30 | 27 | 17 | 25 |
| 02:00 | * | * | * | * | 34 | 34 | 31 | 26 | 30 |
| 03:00 | * | * | * | 29 | 27 | 28 | 20 | 20 | 24 |
| 04:00 | * | * | * | 26 | 25 | 26 | 9 | 9 | 17 |
| 05:00 | * | * | * | 18 | 17 | 18 | 25 | 7 | 17 |
| 06:00 | * | * | * | 8 | 5 | 6 | 5 | 1 | 5 |
| 07:00 | * | * | * | 2 | 6 | 4 | 3 | 3 | 4 |
| 08:00 | * | * | * | 0 | 0 | 0 | 1 | 0 | 0 |
| 09:00 | * | * | * | 0 | 1 | 0 | 0 | 0 | 0 |
| 10:00 | * | * | * | 0 | 0 | 0 | 0 | 0 | 0 |
| 11:00 | * | * | * | 0 | 0 | 0 | 0 | 0 | 0 |
| Day Total | 0 | 0 | 0 | 83 | 384 | 385 | 381 | 311 | 364 |
| % Avg. WkDay | 0.0% | 0.0% | 0.0% | 21.6% | 99.7% | | | | |
| % Avg. Week | 0.0% | 0.0% | 0.0% | 22.8% | 105.5% | 105.8% | 104.7% | 85.4% | |
| AM Peak | | | | | 10:00 | 10:00 | 07:00 | 10:00 | 10:00 |
| Vol. | | | | | 44 | 44 | 56 | 43 | 44 |
| PM Peak | | | | 15:00 | 14:00 | 14:00 | 14:00 | 12:00 | 14:00 |
| Vol. | | | | 29 | 34 | 34 | 31 | 35 | 30 |



City of San Clemente

Engineering Division

Location: Avenida Vaquero at ShoreCliffs Dwy
 Project: Avenida Vaquero Street Impv Restriping
 Traffic Survey
 Then Click the Comments Tab

Site Code: 501VAQeast
 North Driveway
 S. Cl Arco
 Date Start: 06-Mar-14
 Date End: 11-Mar-14
 Station ID: 025180

| Start Time | Mon 10-Mar-14 | Tue 11-Mar-14 | Wed 12-Mar-14 | Thu 13-Mar-14 | Fri 14-Mar-14 | Average Day | Sat 15-Mar-14 | Sun 16-Mar-14 | Week Average |
|--------------|------------------|------------------|------------------|------------------|------------------|----------------|------------------|------------------|-----------------|
| 12:00 AM | 0 | 0 | * | * | * | 0 | * | * | 0 |
| 01:00 | 1 | 2 | * | * | * | 2 | * | * | 2 |
| 02:00 | 0 | 2 | * | * | * | 1 | * | * | 1 |
| 03:00 | 2 | 2 | * | * | * | 2 | * | * | 2 |
| 04:00 | 11 | 10 | * | * | * | 10 | * | * | 10 |
| 05:00 | 7 | 21 | * | * | * | 14 | * | * | 14 |
| 06:00 | 20 | 27 | * | * | * | 24 | * | * | 24 |
| 07:00 | 11 | 37 | * | * | * | 24 | * | * | 24 |
| 08:00 | 36 | 20 | * | * | * | 28 | * | * | 28 |
| 09:00 | 29 | * | * | * | * | 29 | * | * | 29 |
| 10:00 | 26 | * | * | * | * | 26 | * | * | 26 |
| 11:00 | 21 | * | * | * | * | 21 | * | * | 21 |
| 12:00 PM | 22 | * | * | * | * | 22 | * | * | 22 |
| 01:00 | 24 | * | * | * | * | 24 | * | * | 24 |
| 02:00 | 46 | * | * | * | * | 46 | * | * | 46 |
| 03:00 | 28 | * | * | * | * | 28 | * | * | 28 |
| 04:00 | 24 | * | * | * | * | 24 | * | * | 24 |
| 05:00 | 10 | * | * | * | * | 10 | * | * | 10 |
| 06:00 | 2 | * | * | * | * | 2 | * | * | 2 |
| 07:00 | 0 | * | * | * | * | 0 | * | * | 0 |
| 08:00 | 0 | * | * | * | * | 0 | * | * | 0 |
| 09:00 | 0 | * | * | * | * | 0 | * | * | 0 |
| 10:00 | 0 | * | * | * | * | 0 | * | * | 0 |
| 11:00 | 0 | * | * | * | * | 0 | * | * | 0 |
| Day Total | 320 | 121 | 0 | 0 | 0 | 337 | 0 | 0 | 337 |
| % Avg. WkDay | 95.0% | 35.9% | 0.0% | 0.0% | 0.0% | | | | |
| % Avg. Week | 95.0% | 35.9% | 0.0% | 0.0% | 0.0% | 100.0% | 0.0% | 0.0% | |
| AM Peak | 08:00 | 07:00 | | | | 09:00 | | | 09:00 |
| Vol. | 36 | 37 | | | | 29 | | | 29 |
| PM Peak | 14:00 | | | | | 14:00 | | | 14:00 |
| Vol. | 46 | | | | | 46 | | | 46 |
| Grand Total | 320 | 121 | 0 | 83 | 384 | 722 | 381 | 311 | 701 |
| ADT | | ADT 356 | | | AADT 356 | | | | |



City of San Clemente

Engineering Division

Location: Avenida Vaquero at Shorecliffs S. Dwy
 Project: Avenida Vaquero Street Impv Restriping
 Traffic Survey
 Then Click the Comments Tab

Site Code: 501VAQwest
 S. Shorecliffs Dwy
 N. Cl Arco
 Date Start: 06-Mar-14
 Date End: 11-Mar-14
 Station ID: 025179

| Start Time | Mon 03-Mar-14 | Tue 04-Mar-14 | Wed 05-Mar-14 | Thu 06-Mar-14 | Fri 07-Mar-14 | Average Day | Sat 08-Mar-14 | Sun 09-Mar-14 | Week Average |
|--------------|------------------|------------------|------------------|------------------|------------------|----------------|------------------|------------------|-----------------|
| 12:00 AM | * | * | * | * | 0 | 0 | 0 | 0 | 0 |
| 01:00 | * | * | * | * | 0 | 0 | 0 | 0 | 0 |
| 02:00 | * | * | * | * | 0 | 0 | 0 | 0 | 0 |
| 03:00 | * | * | * | * | 0 | 0 | 0 | 0 | 0 |
| 04:00 | * | * | * | * | 1 | 1 | 0 | 0 | 0 |
| 05:00 | * | * | * | * | 2 | 2 | 2 | 5 | 3 |
| 06:00 | * | * | * | * | 7 | 7 | 10 | 13 | 10 |
| 07:00 | * | * | * | * | 32 | 32 | 19 | 14 | 22 |
| 08:00 | * | * | * | * | 19 | 19 | 12 | 11 | 14 |
| 09:00 | * | * | * | * | 25 | 25 | 24 | 18 | 22 |
| 10:00 | * | * | * | * | 23 | 23 | 26 | 22 | 24 |
| 11:00 | * | * | * | * | 23 | 23 | 32 | 31 | 29 |
| 12:00 PM | * | * | * | * | 29 | 29 | 29 | 28 | 29 |
| 01:00 | * | * | * | * | 27 | 27 | 17 | 18 | 21 |
| 02:00 | * | * | * | * | 33 | 33 | 18 | 25 | 25 |
| 03:00 | * | * | * | 17 | 18 | 18 | 19 | 24 | 20 |
| 04:00 | * | * | * | 28 | 16 | 22 | 17 | 14 | 19 |
| 05:00 | * | * | * | 20 | 23 | 22 | 20 | 20 | 21 |
| 06:00 | * | * | * | 12 | 10 | 11 | 12 | 14 | 12 |
| 07:00 | * | * | * | 10 | 4 | 7 | 6 | 3 | 6 |
| 08:00 | * | * | * | 3 | 2 | 2 | 5 | 1 | 3 |
| 09:00 | * | * | * | 0 | 3 | 2 | 0 | 0 | 1 |
| 10:00 | * | * | * | 0 | 0 | 0 | 0 | 0 | 0 |
| 11:00 | * | * | * | 0 | 0 | 0 | 0 | 0 | 0 |
| Day Total | 0 | 0 | 0 | 90 | 297 | 305 | 268 | 261 | 281 |
| % Avg. WkDay | 0.0% | 0.0% | 0.0% | 29.5% | 97.4% | | | | |
| % Avg. Week | 0.0% | 0.0% | 0.0% | 32.0% | 105.7% | 108.5% | 95.4% | 92.9% | |
| AM Peak | | | | | 07:00 | 07:00 | 11:00 | 11:00 | 11:00 |
| Vol. | | | | | 32 | 32 | 32 | 31 | 29 |
| PM Peak | | | | 16:00 | 14:00 | 14:00 | 12:00 | 12:00 | 12:00 |
| Vol. | | | | 28 | 33 | 33 | 29 | 28 | 29 |



City of San Clemente

Engineering Division

Location: Avenida Vaquero at Shorecliffs S. Dwy
 Project: Avenida Vaquero Street Impv Restriping
 Traffic Survey
 Then Click the Comments Tab

Site Code: 501VAQwest
 S. Shorecliffs Dwy
 N. Cl Arco
 Date Start: 06-Mar-14
 Date End: 11-Mar-14
 Station ID: 025179

| Start Time | Mon 10-Mar-14 | Tue 11-Mar-14 | Wed 12-Mar-14 | Thu 13-Mar-14 | Fri 14-Mar-14 | Average Day | Sat 15-Mar-14 | Sun 16-Mar-14 | Week Average |
|--------------|------------------|------------------|------------------|------------------|------------------|----------------|------------------|------------------|-----------------|
| 12:00 AM | 0 | 0 | * | * | * | 0 | * | * | 0 |
| 01:00 | 0 | 0 | * | * | * | 0 | * | * | 0 |
| 02:00 | 0 | 1 | * | * | * | 0 | * | * | 0 |
| 03:00 | 0 | 0 | * | * | * | 0 | * | * | 0 |
| 04:00 | 1 | 1 | * | * | * | 1 | * | * | 1 |
| 05:00 | 15 | 11 | * | * | * | 13 | * | * | 13 |
| 06:00 | 19 | 23 | * | * | * | 21 | * | * | 21 |
| 07:00 | 15 | 21 | * | * | * | 18 | * | * | 18 |
| 08:00 | 8 | 16 | * | * | * | 12 | * | * | 12 |
| 09:00 | 14 | * | * | * | * | 14 | * | * | 14 |
| 10:00 | 31 | * | * | * | * | 31 | * | * | 31 |
| 11:00 | 21 | * | * | * | * | 21 | * | * | 21 |
| 12:00 PM | 14 | * | * | * | * | 14 | * | * | 14 |
| 01:00 | 12 | * | * | * | * | 12 | * | * | 12 |
| 02:00 | 26 | * | * | * | * | 26 | * | * | 26 |
| 03:00 | 29 | * | * | * | * | 29 | * | * | 29 |
| 04:00 | 20 | * | * | * | * | 20 | * | * | 20 |
| 05:00 | 13 | * | * | * | * | 13 | * | * | 13 |
| 06:00 | 13 | * | * | * | * | 13 | * | * | 13 |
| 07:00 | 3 | * | * | * | * | 3 | * | * | 3 |
| 08:00 | 0 | * | * | * | * | 0 | * | * | 0 |
| 09:00 | 0 | * | * | * | * | 0 | * | * | 0 |
| 10:00 | 0 | * | * | * | * | 0 | * | * | 0 |
| 11:00 | 0 | * | * | * | * | 0 | * | * | 0 |
| Day Total | 254 | 73 | 0 | 0 | 0 | 261 | 0 | 0 | 261 |
| % Avg. WkDay | 97.3% | 28.0% | 0.0% | 0.0% | 0.0% | | | | |
| % Avg. Week | 97.3% | 28.0% | 0.0% | 0.0% | 0.0% | 100.0% | 0.0% | 0.0% | |
| AM Peak | 10:00 | 06:00 | | | | 10:00 | | | 10:00 |
| Vol. | 31 | 23 | | | | 31 | | | 31 |
| PM Peak | 15:00 | | | | | 15:00 | | | 15:00 |
| Vol. | 29 | | | | | 29 | | | 29 |
| Grand Total | 254 | 73 | 0 | 90 | 297 | 566 | 268 | 261 | 542 |
| ADT | | ADT 276 | | | AADT 276 | | | | |

Transportation Studies, Inc.

2640 Walnut Avenue, Suite L
Tustin, CA. 92780

Location : AVENIDA VAQUERO
Segment : S/O CAMINO DE LOS MARES
Client : CITY SAN CLEMENT

Site: AN CLEMENTE
Date: 02/07/19

| Interval | NB | | | | SB | | | | Combined | | | | Day: | Thursday |
|------------|-------|-------|-------|-----|-------|-------|-------|-----|----------|-------|-------|-----|------|----------|
| | AM | | PM | | AM | | PM | | AM | | PM | | | |
| 12:00 | 1 | 3 | 46 | 222 | 2 | 5 | 58 | 196 | 3 | 8 | 104 | 418 | | |
| 12:15 | 0 | | 68 | | 2 | | 54 | | 2 | | 122 | | | |
| 12:30 | 2 | | 50 | | 1 | | 35 | | 3 | | 85 | | | |
| 12:45 | 0 | | 58 | | 0 | | 49 | | 0 | | 107 | | | |
| 01:00 | 1 | 5 | 53 | 226 | 4 | 6 | 52 | 212 | 5 | 11 | 105 | 438 | | |
| 01:15 | 0 | | 66 | | 0 | | 60 | | 0 | | 126 | | | |
| 01:30 | 1 | | 54 | | 1 | | 52 | | 2 | | 106 | | | |
| 01:45 | 3 | | 53 | | 1 | | 48 | | 4 | | 101 | | | |
| 02:00 | 0 | 3 | 52 | 230 | 0 | 4 | 56 | 233 | 0 | 7 | 108 | 463 | | |
| 02:15 | 1 | | 52 | | 2 | | 58 | | 3 | | 110 | | | |
| 02:30 | 0 | | 56 | | 1 | | 51 | | 1 | | 107 | | | |
| 02:45 | 2 | | 70 | | 1 | | 68 | | 3 | | 138 | | | |
| 03:00 | 0 | 6 | 74 | 288 | 1 | 2 | 75 | 290 | 1 | 8 | 149 | 578 | | |
| 03:15 | 3 | | 68 | | 0 | | 61 | | 3 | | 129 | | | |
| 03:30 | 1 | | 80 | | 1 | | 76 | | 2 | | 156 | | | |
| 03:45 | 2 | | 66 | | 0 | | 78 | | 2 | | 144 | | | |
| 04:00 | 2 | 11 | 76 | 275 | 1 | 7 | 64 | 277 | 3 | 18 | 140 | 552 | | |
| 04:15 | 0 | | 49 | | 2 | | 70 | | 2 | | 119 | | | |
| 04:30 | 4 | | 78 | | 1 | | 69 | | 5 | | 147 | | | |
| 04:45 | 5 | | 72 | | 3 | | 74 | | 8 | | 146 | | | |
| 05:00 | 5 | 34 | 60 | 233 | 1 | 14 | 74 | 267 | 6 | 48 | 134 | 500 | | |
| 05:15 | 7 | | 64 | | 2 | | 69 | | 9 | | 133 | | | |
| 05:30 | 10 | | 64 | | 6 | | 70 | | 16 | | 134 | | | |
| 05:45 | 12 | | 45 | | 5 | | 54 | | 17 | | 99 | | | |
| 06:00 | 15 | 98 | 52 | 208 | 10 | 49 | 66 | 251 | 25 | 147 | 118 | 459 | | |
| 06:15 | 21 | | 51 | | 7 | | 56 | | 28 | | 107 | | | |
| 06:30 | 31 | | 47 | | 16 | | 66 | | 47 | | 113 | | | |
| 06:45 | 31 | | 58 | | 16 | | 63 | | 47 | | 121 | | | |
| 07:00 | 38 | 187 | 53 | 131 | 26 | 193 | 46 | 160 | 64 | 380 | 99 | 291 | | |
| 07:15 | 40 | | 27 | | 38 | | 43 | | 78 | | 70 | | | |
| 07:30 | 54 | | 33 | | 62 | | 43 | | 116 | | 76 | | | |
| 07:45 | 55 | | 18 | | 67 | | 28 | | 122 | | 46 | | | |
| 08:00 | 63 | 243 | 22 | 66 | 44 | 178 | 28 | 120 | 107 | 421 | 50 | 186 | | |
| 08:15 | 58 | | 14 | | 48 | | 30 | | 106 | | 44 | | | |
| 08:30 | 64 | | 16 | | 46 | | 32 | | 110 | | 48 | | | |
| 08:45 | 58 | | 14 | | 40 | | 30 | | 98 | | 44 | | | |
| 09:00 | 52 | 223 | 9 | 37 | 52 | 205 | 29 | 90 | 104 | 428 | 38 | 127 | | |
| 09:15 | 65 | | 11 | | 59 | | 26 | | 124 | | 37 | | | |
| 09:30 | 54 | | 11 | | 44 | | 19 | | 98 | | 30 | | | |
| 09:45 | 52 | | 6 | | 50 | | 16 | | 102 | | 22 | | | |
| 10:00 | 63 | 232 | 5 | 17 | 32 | 162 | 6 | 37 | 95 | 394 | 11 | 54 | | |
| 10:15 | 53 | | 5 | | 42 | | 14 | | 95 | | 19 | | | |
| 10:30 | 58 | | 2 | | 39 | | 10 | | 97 | | 12 | | | |
| 10:45 | 58 | | 5 | | 49 | | 7 | | 107 | | 12 | | | |
| 11:00 | 62 | 246 | 2 | 9 | 42 | 192 | 12 | 25 | 104 | 438 | 14 | 34 | | |
| 11:15 | 62 | | 2 | | 46 | | 5 | | 108 | | 7 | | | |
| 11:30 | 72 | | 2 | | 62 | | 3 | | 134 | | 5 | | | |
| 11:45 | 50 | | 3 | | 42 | | 5 | | 92 | | 8 | | | |
| Totals | 1,291 | | 1,942 | | 1,017 | | 2,158 | | 2,308 | | 4,100 | | | |
| Split% | 55.9 | | 47.4 | | 44.1 | | 52.6 | | | | | | | |
| Day Totals | | 3,233 | | | | 3,175 | | | | 6,408 | | | | |
| Day Splits | | 50.5 | | | | 49.5 | | | | | | | | |
| Peak Hour | 10:45 | | 02:45 | | 07:30 | | 03:00 | | 10:45 | | 03:00 | | | |
| Volume | 254 | | 292 | | 221 | | 290 | | 453 | | 578 | | | |
| Factor | 0.88 | | 0.91 | | 0.82 | | 0.93 | | 0.85 | | 0.93 | | | |

Transportation Studies, Inc.

2640 Walnut Avenue, Suite L
Tustin, CA. 92780

Location : AVENIDA VAQUERO
Segment : S/O CALLE VALLARTA
Client : CITY SAN CLEMENT

Site: AN CLEMENTE
Date: 02/28/19

| Interval | NB | | | | SB | | | | Combined | | Day: | Thursday |
|------------|-------|-------|-------|-----|-------|-------|-------|-----|----------|-------|-------|----------|
| | AM | | PM | | AM | | PM | | AM | PM | | |
| 12:00 | 1 | 7 | 45 | 210 | 4 | 10 | 46 | 183 | 5 | 17 | 91 | 393 |
| 12:15 | 3 | | 43 | | 5 | | 51 | | 8 | | 94 | |
| 12:30 | 2 | | 52 | | 1 | | 45 | | 3 | | 97 | |
| 12:45 | 1 | | 70 | | 0 | | 41 | | 1 | | 111 | |
| 01:00 | 1 | 5 | 37 | 166 | 0 | 2 | 42 | 193 | 1 | 7 | 79 | 359 |
| 01:15 | 2 | | 40 | | 1 | | 39 | | 3 | | 79 | |
| 01:30 | 0 | | 38 | | 0 | | 55 | | 0 | | 93 | |
| 01:45 | 2 | | 51 | | 1 | | 57 | | 3 | | 108 | |
| 02:00 | 2 | 7 | 58 | 248 | 1 | 5 | 46 | 218 | 3 | 12 | 104 | 466 |
| 02:15 | 2 | | 55 | | 4 | | 50 | | 6 | | 105 | |
| 02:30 | 1 | | 73 | | 0 | | 62 | | 1 | | 135 | |
| 02:45 | 2 | | 62 | | 0 | | 60 | | 2 | | 122 | |
| 03:00 | 1 | 5 | 62 | 252 | 1 | 7 | 68 | 258 | 2 | 12 | 130 | 510 |
| 03:15 | 1 | | 54 | | 1 | | 77 | | 2 | | 131 | |
| 03:30 | 1 | | 76 | | 1 | | 51 | | 2 | | 127 | |
| 03:45 | 2 | | 60 | | 4 | | 62 | | 6 | | 122 | |
| 04:00 | 1 | 10 | 72 | 262 | 0 | 6 | 62 | 267 | 1 | 16 | 134 | 529 |
| 04:15 | 0 | | 62 | | 1 | | 71 | | 1 | | 133 | |
| 04:30 | 2 | | 67 | | 2 | | 68 | | 4 | | 135 | |
| 04:45 | 7 | | 61 | | 3 | | 66 | | 10 | | 127 | |
| 05:00 | 10 | 34 | 55 | 237 | 2 | 21 | 74 | 274 | 12 | 55 | 129 | 511 |
| 05:15 | 3 | | 65 | | 4 | | 66 | | 7 | | 131 | |
| 05:30 | 8 | | 72 | | 6 | | 64 | | 14 | | 136 | |
| 05:45 | 13 | | 45 | | 9 | | 70 | | 22 | | 115 | |
| 06:00 | 10 | 92 | 49 | 177 | 8 | 60 | 50 | 182 | 18 | 152 | 99 | 359 |
| 06:15 | 20 | | 41 | | 13 | | 50 | | 33 | | 91 | |
| 06:30 | 35 | | 41 | | 17 | | 40 | | 52 | | 81 | |
| 06:45 | 27 | | 46 | | 22 | | 42 | | 49 | | 88 | |
| 07:00 | 29 | 190 | 25 | 116 | 28 | 206 | 34 | 124 | 57 | 396 | 59 | 240 |
| 07:15 | 42 | | 29 | | 51 | | 28 | | 93 | | 57 | |
| 07:30 | 47 | | 35 | | 75 | | 34 | | 122 | | 69 | |
| 07:45 | 72 | | 27 | | 52 | | 28 | | 124 | | 55 | |
| 08:00 | 58 | 238 | 24 | 104 | 38 | 172 | 25 | 89 | 96 | 410 | 49 | 193 |
| 08:15 | 59 | | 30 | | 48 | | 26 | | 107 | | 56 | |
| 08:30 | 72 | | 34 | | 46 | | 22 | | 118 | | 56 | |
| 08:45 | 49 | | 16 | | 40 | | 16 | | 89 | | 32 | |
| 09:00 | 50 | 226 | 17 | 35 | 46 | 156 | 19 | 55 | 96 | 382 | 36 | 90 |
| 09:15 | 60 | | 8 | | 36 | | 11 | | 96 | | 19 | |
| 09:30 | 52 | | 6 | | 32 | | 16 | | 84 | | 22 | |
| 09:45 | 64 | | 4 | | 42 | | 9 | | 106 | | 13 | |
| 10:00 | 46 | 181 | 8 | 26 | 42 | 169 | 8 | 35 | 88 | 350 | 16 | 61 |
| 10:15 | 40 | | 10 | | 22 | | 7 | | 62 | | 17 | |
| 10:30 | 53 | | 6 | | 50 | | 10 | | 103 | | 16 | |
| 10:45 | 42 | | 2 | | 55 | | 10 | | 97 | | 12 | |
| 11:00 | 66 | 222 | 1 | 4 | 44 | 182 | 6 | 17 | 110 | 404 | 7 | 21 |
| 11:15 | 48 | | 3 | | 48 | | 4 | | 96 | | 7 | |
| 11:30 | 56 | | 0 | | 44 | | 2 | | 100 | | 2 | |
| 11:45 | 52 | | 0 | | 46 | | 5 | | 98 | | 5 | |
| Totals | 1,217 | | 1,837 | | 996 | | 1,895 | | 2,213 | | 3,732 | |
| Split% | 55.0 | | 49.2 | | 45.0 | | 50.8 | | | | | |
| Day Totals | | 3,054 | | | | 2,891 | | | | 5,945 | | |
| Day Splits | | 51.4 | | | | 48.6 | | | | | | |
| Peak Hour | 07:45 | | 03:30 | | 07:15 | | 04:15 | | 07:30 | | 04:00 | |
| Volume | 261 | | 270 | | 216 | | 279 | | 449 | | 529 | |
| Factor | 0.91 | | 0.89 | | 0.72 | | 0.94 | | 0.91 | | 0.98 | |



City of San Clemente

Engineering Division

Site Code: 333VAQ

Survey Location: WB Vaquero at Cl. Vista Torito

Date Start: 09-Aug-13
 Date End: 14-Aug-13
 Vaquero WB Torito

| Start Time | 09-Aug-13 Fri | WB TH | WB LT | Channel 3 | Total |
|------------|------------------|--------|-------|-----------|-------|
| 12:00 AM | | * | * | * | * |
| 12:15 | | * | * | * | * |
| 12:30 | | * | * | * | * |
| 12:45 | | * | * | * | * |
| 01:00 | | * | * | * | * |
| 01:15 | | * | * | * | * |
| 01:30 | | * | * | * | * |
| 01:45 | | * | * | * | * |
| 02:00 | | * | * | * | * |
| 02:15 | | * | * | * | * |
| 02:30 | | * | * | * | * |
| 02:45 | | * | * | * | * |
| 03:00 | | * | * | * | * |
| 03:15 | | * | * | * | * |
| 03:30 | | * | * | * | * |
| 03:45 | | * | * | * | * |
| 04:00 | | * | * | * | * |
| 04:15 | | * | * | * | * |
| 04:30 | | * | * | * | * |
| 04:45 | | * | * | * | * |
| 05:00 | | * | * | * | * |
| 05:15 | | * | * | * | * |
| 05:30 | | * | * | * | * |
| 05:45 | | * | * | * | * |
| 06:00 | | * | * | * | * |
| 06:15 | | * | * | * | * |
| 06:30 | | * | * | * | * |
| 06:45 | | * | * | * | * |
| 07:00 | | * | * | * | * |
| 07:15 | | * | * | * | * |
| 07:30 | | * | * | * | * |
| 07:45 | | * | * | * | * |
| 08:00 | | * | * | * | * |
| 08:15 | | * | * | * | * |
| 08:30 | | * | * | * | * |
| 08:45 | | * | * | * | * |
| 09:00 | | * | * | * | * |
| 09:15 | | * | * | * | * |
| 09:30 | | * | * | * | * |
| 09:45 | | * | * | * | * |
| 10:00 | | * | * | * | * |
| 10:15 | | * | * | * | * |
| 10:30 | | * | * | * | * |
| 10:45 | | * | * | * | * |
| 11:00 | | 38 | 0 | 0 | 38 |
| 11:15 | | 42 | 0 | 0 | 42 |
| 11:30 | | 32 | 0 | 0 | 32 |
| 11:45 | | 33 | 0 | 0 | 33 |
| Total | | 145 | 0 | 0 | 145 |
| Percent | | 100.0% | 0.0% | 0.0% | |
| Peak | | 11:00 | | | 11:00 |
| Vol. | | 145 | | | 145 |
| P.H.F. | | 0.863 | | | 0.863 |



City of San Clemente

Engineering Division

Site Code: 333VAQ

Survey Location: WB Vaquero at Cl. Vista Torito

Date Start: 09-Aug-13
 Date End: 14-Aug-13
 Vaquero WB Torito

| Start Time | 09-Aug-13 Fri | WB TH | WB LT | Channel 3 | Total |
|----------------|------------------|--------------|--------------|-------------|--------------|
| 12:00 PM | | 32 | 0 | 0 | 32 |
| 12:15 | | 35 | 0 | 0 | 35 |
| 12:30 | | 39 | 1 | 0 | 40 |
| 12:45 | | 39 | 0 | 0 | 39 |
| 01:00 | | 40 | 0 | 0 | 40 |
| 01:15 | | 39 | 0 | 0 | 39 |
| 01:30 | | 32 | 0 | 0 | 32 |
| 01:45 | | 48 | 0 | 0 | 48 |
| 02:00 | | 38 | 0 | 0 | 38 |
| 02:15 | | 41 | 1 | 0 | 42 |
| 02:30 | | 28 | 0 | 0 | 28 |
| 02:45 | | 44 | 0 | 0 | 44 |
| 03:00 | | 39 | 0 | 0 | 39 |
| 03:15 | | 47 | 0 | 0 | 47 |
| 03:30 | | 36 | 0 | 0 | 36 |
| 03:45 | | 53 | 0 | 0 | 53 |
| 04:00 | | 59 | 0 | 0 | 59 |
| 04:15 | | 42 | 0 | 0 | 42 |
| 04:30 | | 48 | 0 | 0 | 48 |
| 04:45 | | 39 | 0 | 0 | 39 |
| 05:00 | | 57 | 0 | 0 | 57 |
| 05:15 | | 45 | 0 | 0 | 45 |
| 05:30 | | 46 | 0 | 0 | 46 |
| 05:45 | | 46 | 0 | 0 | 46 |
| 06:00 | | 46 | 0 | 0 | 46 |
| 06:15 | | 33 | 0 | 0 | 33 |
| 06:30 | | 31 | 0 | 0 | 31 |
| 06:45 | | 36 | 0 | 0 | 36 |
| 07:00 | | 29 | 0 | 0 | 29 |
| 07:15 | | 29 | 0 | 0 | 29 |
| 07:30 | | 33 | 0 | 0 | 33 |
| 07:45 | | 18 | 0 | 0 | 18 |
| 08:00 | | 22 | 0 | 0 | 22 |
| 08:15 | | 18 | 0 | 0 | 18 |
| 08:30 | | 14 | 0 | 0 | 14 |
| 08:45 | | 15 | 0 | 0 | 15 |
| 09:00 | | 19 | 0 | 0 | 19 |
| 09:15 | | 9 | 0 | 0 | 9 |
| 09:30 | | 10 | 0 | 0 | 10 |
| 09:45 | | 13 | 0 | 0 | 13 |
| 10:00 | | 12 | 0 | 0 | 12 |
| 10:15 | | 11 | 0 | 0 | 11 |
| 10:30 | | 4 | 0 | 0 | 4 |
| 10:45 | | 17 | 0 | 0 | 17 |
| 11:00 | | 5 | 0 | 0 | 5 |
| 11:15 | | 4 | 0 | 0 | 4 |
| 11:30 | | 2 | 0 | 0 | 2 |
| 11:45 | | 6 | 0 | 0 | 6 |
| Total | | 1448 | 2 | 0 | 1450 |
| Percent | | 99.9% | 0.1% | 0.0% | |
| Peak | | 15:45 | 12:00 | | 15:45 |
| Vol. | | 202 | 1 | | 202 |
| P.H.F. | | 0.856 | 0.250 | | 0.856 |



City of San Clemente

Engineering Division

Site Code: 333VAQ

Survey Location: WB Vaquero at Cl. Vista Torito

Date Start: 09-Aug-13
 Date End: 14-Aug-13
 Vaquero WB Torito

| Start Time | 10-Aug-13 Sat | WB TH | WB LT | Channel 3 | Total |
|------------|---------------|-------|-------|-----------|-------|
| 12:00 AM | | 2 | 0 | 0 | 2 |
| 12:15 | | 1 | 0 | 0 | 1 |
| 12:30 | | 4 | 0 | 0 | 4 |
| 12:45 | | 5 | 0 | 0 | 5 |
| 01:00 | | 3 | 0 | 0 | 3 |
| 01:15 | | 1 | 0 | 0 | 1 |
| 01:30 | | 0 | 0 | 0 | 0 |
| 01:45 | | 3 | 0 | 0 | 3 |
| 02:00 | | 1 | 0 | 0 | 1 |
| 02:15 | | 1 | 0 | 0 | 1 |
| 02:30 | | 0 | 0 | 0 | 0 |
| 02:45 | | 2 | 0 | 0 | 2 |
| 03:00 | | 1 | 0 | 0 | 1 |
| 03:15 | | 0 | 0 | 0 | 0 |
| 03:30 | | 0 | 0 | 0 | 0 |
| 03:45 | | 0 | 0 | 0 | 0 |
| 04:00 | | 1 | 0 | 0 | 1 |
| 04:15 | | 1 | 0 | 0 | 1 |
| 04:30 | | 2 | 0 | 0 | 2 |
| 04:45 | | 0 | 0 | 0 | 0 |
| 05:00 | | 1 | 0 | 0 | 1 |
| 05:15 | | 0 | 0 | 0 | 0 |
| 05:30 | | 2 | 0 | 0 | 2 |
| 05:45 | | 1 | 0 | 0 | 1 |
| 06:00 | | 1 | 0 | 0 | 1 |
| 06:15 | | 3 | 0 | 0 | 3 |
| 06:30 | | 8 | 0 | 0 | 8 |
| 06:45 | | 4 | 0 | 0 | 4 |
| 07:00 | | 11 | 0 | 0 | 11 |
| 07:15 | | 20 | 0 | 0 | 20 |
| 07:30 | | 20 | 0 | 0 | 20 |
| 07:45 | | 26 | 0 | 0 | 26 |
| 08:00 | | 18 | 0 | 0 | 18 |
| 08:15 | | 19 | 0 | 0 | 19 |
| 08:30 | | 24 | 0 | 0 | 24 |
| 08:45 | | 36 | 0 | 0 | 36 |
| 09:00 | | 26 | 0 | 0 | 26 |
| 09:15 | | 17 | 0 | 0 | 17 |
| 09:30 | | 33 | 0 | 0 | 33 |
| 09:45 | | 33 | 1 | 0 | 34 |
| 10:00 | | 31 | 1 | 0 | 32 |
| 10:15 | | 38 | 0 | 0 | 38 |
| 10:30 | | 41 | 0 | 0 | 41 |
| 10:45 | | 41 | 0 | 0 | 41 |
| 11:00 | | 35 | 0 | 0 | 35 |
| 11:15 | | 43 | 0 | 0 | 43 |
| 11:30 | | 35 | 0 | 0 | 35 |
| 11:45 | | 47 | 0 | 0 | 47 |
| Total | | 642 | 2 | 0 | 644 |
| Percent | | 99.7% | 0.3% | 0.0% | |
| Peak | | 10:30 | 09:15 | | 10:30 |
| Vol. | | 160 | 2 | | 160 |
| P.H.F. | | 0.930 | 0.500 | | 0.930 |



City of San Clemente

Engineering Division

Site Code: 333VAQ

Survey Location: WB Vaquero at Cl. Vista Torito

Date Start: 09-Aug-13

Date End: 14-Aug-13

Vaquero WB Torito

| Start Time | 10-Aug-13 Sat | WB TH | WB LT | Channel 3 | Total |
|------------|---------------|-------|-------|-----------|-------|
| 12:00 PM | | 32 | 0 | 0 | 32 |
| 12:15 | | 45 | 1 | 0 | 46 |
| 12:30 | | 40 | 0 | 0 | 40 |
| 12:45 | | 40 | 0 | 0 | 40 |
| 01:00 | | 46 | 1 | 0 | 47 |
| 01:15 | | 34 | 0 | 0 | 34 |
| 01:30 | | 41 | 0 | 0 | 41 |
| 01:45 | | 44 | 0 | 0 | 44 |
| 02:00 | | 44 | 0 | 0 | 44 |
| 02:15 | | 39 | 0 | 0 | 39 |
| 02:30 | | 35 | 0 | 0 | 35 |
| 02:45 | | 27 | 0 | 0 | 27 |
| 03:00 | | 50 | 0 | 0 | 50 |
| 03:15 | | 40 | 0 | 0 | 40 |
| 03:30 | | 55 | 0 | 0 | 55 |
| 03:45 | | 47 | 0 | 0 | 47 |
| 04:00 | | 40 | 0 | 0 | 40 |
| 04:15 | | 36 | 0 | 0 | 36 |
| 04:30 | | 35 | 0 | 0 | 35 |
| 04:45 | | 40 | 0 | 0 | 40 |
| 05:00 | | 38 | 1 | 0 | 39 |
| 05:15 | | 47 | 0 | 0 | 47 |
| 05:30 | | 38 | 0 | 0 | 38 |
| 05:45 | | 43 | 0 | 0 | 43 |
| 06:00 | | 29 | 0 | 0 | 29 |
| 06:15 | | 47 | 0 | 0 | 47 |
| 06:30 | | 25 | 0 | 0 | 25 |
| 06:45 | | 36 | 0 | 0 | 36 |
| 07:00 | | 38 | 0 | 0 | 38 |
| 07:15 | | 37 | 0 | 0 | 37 |
| 07:30 | | 20 | 1 | 0 | 21 |
| 07:45 | | 23 | 0 | 0 | 23 |
| 08:00 | | 24 | 1 | 0 | 25 |
| 08:15 | | 14 | 0 | 0 | 14 |
| 08:30 | | 21 | 0 | 0 | 21 |
| 08:45 | | 14 | 0 | 0 | 14 |
| 09:00 | | 6 | 0 | 0 | 6 |
| 09:15 | | 18 | 0 | 0 | 18 |
| 09:30 | | 9 | 0 | 0 | 9 |
| 09:45 | | 18 | 0 | 0 | 18 |
| 10:00 | | 10 | 0 | 0 | 10 |
| 10:15 | | 7 | 0 | 0 | 7 |
| 10:30 | | 6 | 0 | 0 | 6 |
| 10:45 | | 4 | 0 | 0 | 4 |
| 11:00 | | 4 | 0 | 0 | 4 |
| 11:15 | | 3 | 0 | 0 | 3 |
| 11:30 | | 1 | 0 | 0 | 1 |
| 11:45 | | 5 | 0 | 0 | 5 |
| Total | | 1395 | 5 | 0 | 1400 |
| Percent | | 99.6% | 0.4% | 0.0% | |
| Peak | | 15:00 | 12:15 | | 15:00 |
| Vol. | | 192 | 2 | | 192 |
| P.H.F. | | 0.873 | 0.500 | | 0.873 |



City of San Clemente

Engineering Division

Site Code: 333VAQ

Survey Location: WB Vaquero at Cl. Vista Torito

Date Start: 09-Aug-13
 Date End: 14-Aug-13
 Vaquero WB Torito

| Start Time | 11-Aug-13 Sun | WB TH | WB LT | Channel 3 | Total |
|------------|---------------|-------|-------|-----------|-------|
| 12:00 AM | | 3 | 0 | 0 | 3 |
| 12:15 | | 2 | 0 | 0 | 2 |
| 12:30 | | 2 | 0 | 0 | 2 |
| 12:45 | | 3 | 0 | 0 | 3 |
| 01:00 | | 3 | 0 | 0 | 3 |
| 01:15 | | 2 | 0 | 0 | 2 |
| 01:30 | | 0 | 0 | 0 | 0 |
| 01:45 | | 1 | 0 | 0 | 1 |
| 02:00 | | 2 | 0 | 0 | 2 |
| 02:15 | | 0 | 0 | 0 | 0 |
| 02:30 | | 0 | 0 | 0 | 0 |
| 02:45 | | 1 | 0 | 0 | 1 |
| 03:00 | | 1 | 0 | 0 | 1 |
| 03:15 | | 0 | 0 | 0 | 0 |
| 03:30 | | 1 | 0 | 0 | 1 |
| 03:45 | | 1 | 0 | 0 | 1 |
| 04:00 | | 1 | 0 | 0 | 1 |
| 04:15 | | 1 | 0 | 0 | 1 |
| 04:30 | | 1 | 0 | 0 | 1 |
| 04:45 | | 1 | 0 | 0 | 1 |
| 05:00 | | 1 | 0 | 0 | 1 |
| 05:15 | | 1 | 0 | 0 | 1 |
| 05:30 | | 0 | 0 | 0 | 0 |
| 05:45 | | 4 | 0 | 0 | 4 |
| 06:00 | | 3 | 0 | 0 | 3 |
| 06:15 | | 5 | 0 | 0 | 5 |
| 06:30 | | 8 | 0 | 0 | 8 |
| 06:45 | | 8 | 0 | 0 | 8 |
| 07:00 | | 10 | 0 | 0 | 10 |
| 07:15 | | 6 | 0 | 0 | 6 |
| 07:30 | | 23 | 0 | 0 | 23 |
| 07:45 | | 16 | 0 | 0 | 16 |
| 08:00 | | 15 | 0 | 0 | 15 |
| 08:15 | | 20 | 0 | 0 | 20 |
| 08:30 | | 19 | 0 | 0 | 19 |
| 08:45 | | 55 | 0 | 0 | 55 |
| 09:00 | | 39 | 1 | 0 | 40 |
| 09:15 | | 19 | 0 | 0 | 19 |
| 09:30 | | 23 | 0 | 0 | 23 |
| 09:45 | | 24 | 0 | 0 | 24 |
| 10:00 | | 30 | 0 | 0 | 30 |
| 10:15 | | 29 | 0 | 0 | 29 |
| 10:30 | | 31 | 0 | 0 | 31 |
| 10:45 | | 40 | 0 | 0 | 40 |
| 11:00 | | 31 | 0 | 0 | 31 |
| 11:15 | | 30 | 0 | 0 | 30 |
| 11:30 | | 27 | 0 | 0 | 27 |
| 11:45 | | 36 | 0 | 0 | 36 |
| Total | | 579 | 1 | 0 | 580 |
| Percent | | 99.8% | 0.2% | 0.0% | |
| Peak | | 08:45 | 08:15 | | 08:45 |
| Vol. | | 136 | 1 | | 137 |
| P.H.F. | | 0.618 | 0.250 | | 0.623 |



City of San Clemente

Engineering Division

Site Code: 333VAQ

Survey Location: WB Vaquero at Cl. Vista Torito

Date Start: 09-Aug-13
 Date End: 14-Aug-13
 Vaquero WB Torito

| Start Time | 11-Aug-13 Sun | WB TH | WB LT | Channel 3 | Total |
|----------------|---------------|---------------|-------------|-------------|--------------|
| 12:00 PM | | 33 | 0 | 0 | 33 |
| 12:15 | | 31 | 0 | 0 | 31 |
| 12:30 | | 31 | 0 | 0 | 31 |
| 12:45 | | 30 | 0 | 0 | 30 |
| 01:00 | | 41 | 0 | 0 | 41 |
| 01:15 | | 48 | 0 | 0 | 48 |
| 01:30 | | 39 | 0 | 0 | 39 |
| 01:45 | | 39 | 0 | 0 | 39 |
| 02:00 | | 30 | 0 | 0 | 30 |
| 02:15 | | 36 | 0 | 0 | 36 |
| 02:30 | | 44 | 0 | 0 | 44 |
| 02:45 | | 33 | 0 | 0 | 33 |
| 03:00 | | 35 | 0 | 0 | 35 |
| 03:15 | | 26 | 0 | 0 | 26 |
| 03:30 | | 27 | 0 | 0 | 27 |
| 03:45 | | 46 | 0 | 0 | 46 |
| 04:00 | | 24 | 0 | 0 | 24 |
| 04:15 | | 33 | 0 | 0 | 33 |
| 04:30 | | 37 | 0 | 0 | 37 |
| 04:45 | | 15 | 0 | 0 | 15 |
| 05:00 | | 32 | 0 | 0 | 32 |
| 05:15 | | 36 | 0 | 0 | 36 |
| 05:30 | | 31 | 0 | 0 | 31 |
| 05:45 | | 33 | 0 | 0 | 33 |
| 06:00 | | 18 | 0 | 0 | 18 |
| 06:15 | | 22 | 0 | 0 | 22 |
| 06:30 | | 23 | 0 | 0 | 23 |
| 06:45 | | 19 | 0 | 0 | 19 |
| 07:00 | | 32 | 0 | 0 | 32 |
| 07:15 | | 20 | 0 | 0 | 20 |
| 07:30 | | 18 | 0 | 0 | 18 |
| 07:45 | | 16 | 0 | 0 | 16 |
| 08:00 | | 27 | 0 | 0 | 27 |
| 08:15 | | 20 | 0 | 0 | 20 |
| 08:30 | | 13 | 0 | 0 | 13 |
| 08:45 | | 15 | 0 | 0 | 15 |
| 09:00 | | 14 | 0 | 0 | 14 |
| 09:15 | | 3 | 0 | 0 | 3 |
| 09:30 | | 12 | 0 | 0 | 12 |
| 09:45 | | 10 | 0 | 0 | 10 |
| 10:00 | | 7 | 0 | 0 | 7 |
| 10:15 | | 8 | 0 | 0 | 8 |
| 10:30 | | 4 | 0 | 0 | 4 |
| 10:45 | | 6 | 0 | 0 | 6 |
| 11:00 | | 1 | 0 | 0 | 1 |
| 11:15 | | 3 | 0 | 0 | 3 |
| 11:30 | | 2 | 0 | 0 | 2 |
| 11:45 | | 1 | 0 | 0 | 1 |
| Total | | 1124 | 0 | 0 | 1124 |
| Percent | | 100.0% | 0.0% | 0.0% | |
| Peak | | 13:00 | | | 13:00 |
| Vol. | | 167 | | | 167 |
| P.H.F. | | 0.870 | | | 0.870 |



City of San Clemente

Engineering Division

Site Code: 333VAQ

Survey Location: WB Vaquero at Cl. Vista Torito

Date Start: 09-Aug-13
Date End: 14-Aug-13
Vaquero WB Torito

| Start Time | 12-Aug-13 Mon | WB TH | WB LT | Channel 3 | Total |
|------------|---------------|-------|-------|-----------|-------|
| 12:00 AM | | 1 | 0 | 0 | 1 |
| 12:15 | | 2 | 0 | 0 | 2 |
| 12:30 | | 1 | 0 | 0 | 1 |
| 12:45 | | 1 | 0 | 0 | 1 |
| 01:00 | | 0 | 0 | 0 | 0 |
| 01:15 | | 0 | 0 | 0 | 0 |
| 01:30 | | 0 | 0 | 0 | 0 |
| 01:45 | | 0 | 0 | 0 | 0 |
| 02:00 | | 0 | 0 | 0 | 0 |
| 02:15 | | 0 | 0 | 0 | 0 |
| 02:30 | | 0 | 0 | 0 | 0 |
| 02:45 | | 0 | 0 | 0 | 0 |
| 03:00 | | 1 | 0 | 0 | 1 |
| 03:15 | | 0 | 0 | 0 | 0 |
| 03:30 | | 0 | 0 | 0 | 0 |
| 03:45 | | 1 | 0 | 0 | 1 |
| 04:00 | | 0 | 0 | 0 | 0 |
| 04:15 | | 1 | 0 | 0 | 1 |
| 04:30 | | 2 | 0 | 0 | 2 |
| 04:45 | | 2 | 0 | 0 | 2 |
| 05:00 | | 0 | 0 | 0 | 0 |
| 05:15 | | 5 | 0 | 0 | 5 |
| 05:30 | | 4 | 0 | 0 | 4 |
| 05:45 | | 5 | 0 | 0 | 5 |
| 06:00 | | 5 | 0 | 0 | 5 |
| 06:15 | | 11 | 0 | 0 | 11 |
| 06:30 | | 6 | 0 | 0 | 6 |
| 06:45 | | 12 | 0 | 0 | 12 |
| 07:00 | | 10 | 0 | 0 | 10 |
| 07:15 | | 16 | 0 | 0 | 16 |
| 07:30 | | 18 | 0 | 0 | 18 |
| 07:45 | | 28 | 0 | 0 | 28 |
| 08:00 | | 29 | 0 | 0 | 29 |
| 08:15 | | 30 | 0 | 0 | 30 |
| 08:30 | | 33 | 0 | 0 | 33 |
| 08:45 | | 37 | 0 | 0 | 37 |
| 09:00 | | 34 | 0 | 0 | 34 |
| 09:15 | | 31 | 0 | 0 | 31 |
| 09:30 | | 33 | 0 | 0 | 33 |
| 09:45 | | 29 | 0 | 0 | 29 |
| 10:00 | | 35 | 0 | 0 | 35 |
| 10:15 | | 23 | 0 | 0 | 23 |
| 10:30 | | 32 | 0 | 0 | 32 |
| 10:45 | | 29 | 0 | 0 | 29 |
| 11:00 | | 33 | 0 | 0 | 33 |
| 11:15 | | 35 | 0 | 0 | 35 |
| 11:30 | | 33 | 0 | 0 | 33 |
| 11:45 | | 34 | 1 | 0 | 35 |
| Total | | 642 | 1 | 0 | 643 |
| Percent | | 99.8% | 0.2% | 0.0% | |
| Peak | | 08:30 | 11:00 | | 11:00 |
| Vol. | | 135 | 1 | | 136 |
| P.H.F. | | 0.912 | 0.250 | | 0.919 |



City of San Clemente

Engineering Division

Site Code: 333VAQ

Survey Location: WB Vaquero at Cl. Vista Torito

Date Start: 09-Aug-13
 Date End: 14-Aug-13
 Vaquero WB Torito

| Start Time | 12-Aug-13 Mon | WB TH | WB LT | Channel 3 | Total |
|------------|---------------|-------|-------|-----------|-------|
| 12:00 PM | | 36 | 0 | 0 | 36 |
| 12:15 | | 30 | 0 | 0 | 30 |
| 12:30 | | 37 | 0 | 0 | 37 |
| 12:45 | | 50 | 0 | 0 | 50 |
| 01:00 | | 35 | 0 | 0 | 35 |
| 01:15 | | 34 | 0 | 0 | 34 |
| 01:30 | | 48 | 0 | 0 | 48 |
| 01:45 | | 35 | 0 | 0 | 35 |
| 02:00 | | 35 | 0 | 0 | 35 |
| 02:15 | | 42 | 0 | 0 | 42 |
| 02:30 | | 38 | 0 | 0 | 38 |
| 02:45 | | 25 | 0 | 0 | 25 |
| 03:00 | | 38 | 0 | 0 | 38 |
| 03:15 | | 43 | 0 | 0 | 43 |
| 03:30 | | 45 | 1 | 0 | 46 |
| 03:45 | | 35 | 0 | 0 | 35 |
| 04:00 | | 44 | 0 | 0 | 44 |
| 04:15 | | 34 | 0 | 0 | 34 |
| 04:30 | | 41 | 0 | 0 | 41 |
| 04:45 | | 38 | 0 | 0 | 38 |
| 05:00 | | 41 | 0 | 0 | 41 |
| 05:15 | | 36 | 0 | 0 | 36 |
| 05:30 | | 38 | 0 | 0 | 38 |
| 05:45 | | 43 | 0 | 0 | 43 |
| 06:00 | | 38 | 0 | 0 | 38 |
| 06:15 | | 30 | 0 | 0 | 30 |
| 06:30 | | 31 | 0 | 0 | 31 |
| 06:45 | | 33 | 0 | 0 | 33 |
| 07:00 | | 28 | 0 | 0 | 28 |
| 07:15 | | 22 | 0 | 0 | 22 |
| 07:30 | | 16 | 0 | 0 | 16 |
| 07:45 | | 34 | 0 | 0 | 34 |
| 08:00 | | 21 | 0 | 0 | 21 |
| 08:15 | | 11 | 0 | 0 | 11 |
| 08:30 | | 18 | 0 | 0 | 18 |
| 08:45 | | 12 | 0 | 0 | 12 |
| 09:00 | | 9 | 0 | 0 | 9 |
| 09:15 | | 15 | 0 | 0 | 15 |
| 09:30 | | 5 | 0 | 0 | 5 |
| 09:45 | | 11 | 0 | 0 | 11 |
| 10:00 | | 14 | 0 | 0 | 14 |
| 10:15 | | 6 | 0 | 0 | 6 |
| 10:30 | | 1 | 0 | 0 | 1 |
| 10:45 | | 6 | 0 | 0 | 6 |
| 11:00 | | 4 | 0 | 0 | 4 |
| 11:15 | | 3 | 0 | 0 | 3 |
| 11:30 | | 2 | 0 | 0 | 2 |
| 11:45 | | 0 | 0 | 0 | 0 |
| Total | | 1291 | 1 | 0 | 1292 |
| Percent | | 99.9% | 0.1% | 0.0% | |
| Peak | | 12:45 | 14:45 | | 15:15 |
| Vol. | | 167 | 1 | | 168 |
| P.H.F. | | 0.835 | 0.250 | | 0.875 |



City of San Clemente

Engineering Division

Site Code: 333VAQ

Survey Location: WB Vaquero at Cl. Vista Torito

Date Start: 09-Aug-13
Date End: 14-Aug-13
Vaquero WB Torito

| Start Time | 13-Aug-13 Tue | WB TH | WB LT | Channel 3 | Total |
|------------|------------------|--------|-------|-----------|-------|
| 12:00 AM | | 0 | 0 | 0 | 0 |
| 12:15 | | 2 | 0 | 0 | 2 |
| 12:30 | | 4 | 0 | 0 | 4 |
| 12:45 | | 1 | 0 | 0 | 1 |
| 01:00 | | 0 | 0 | 0 | 0 |
| 01:15 | | 1 | 0 | 0 | 1 |
| 01:30 | | 0 | 0 | 0 | 0 |
| 01:45 | | 0 | 0 | 0 | 0 |
| 02:00 | | 0 | 0 | 0 | 0 |
| 02:15 | | 0 | 0 | 0 | 0 |
| 02:30 | | 1 | 0 | 0 | 1 |
| 02:45 | | 1 | 0 | 0 | 1 |
| 03:00 | | 0 | 0 | 0 | 0 |
| 03:15 | | 1 | 0 | 0 | 1 |
| 03:30 | | 0 | 0 | 0 | 0 |
| 03:45 | | 1 | 0 | 0 | 1 |
| 04:00 | | 0 | 0 | 0 | 0 |
| 04:15 | | 1 | 0 | 0 | 1 |
| 04:30 | | 2 | 0 | 0 | 2 |
| 04:45 | | 0 | 0 | 0 | 0 |
| 05:00 | | 2 | 0 | 0 | 2 |
| 05:15 | | 3 | 0 | 0 | 3 |
| 05:30 | | 2 | 0 | 0 | 2 |
| 05:45 | | 1 | 0 | 0 | 1 |
| 06:00 | | 4 | 0 | 0 | 4 |
| 06:15 | | 9 | 0 | 0 | 9 |
| 06:30 | | 8 | 0 | 0 | 8 |
| 06:45 | | 8 | 0 | 0 | 8 |
| 07:00 | | 11 | 0 | 0 | 11 |
| 07:15 | | 25 | 0 | 0 | 25 |
| 07:30 | | 32 | 0 | 0 | 32 |
| 07:45 | | 34 | 0 | 0 | 34 |
| 08:00 | | 25 | 0 | 0 | 25 |
| 08:15 | | 39 | 0 | 0 | 39 |
| 08:30 | | 33 | 0 | 0 | 33 |
| 08:45 | | 35 | 0 | 0 | 35 |
| 09:00 | | 19 | 0 | 0 | 19 |
| 09:15 | | 38 | 0 | 0 | 38 |
| 09:30 | | 38 | 0 | 0 | 38 |
| 09:45 | | 40 | 0 | 0 | 40 |
| 10:00 | | 34 | 0 | 0 | 34 |
| 10:15 | | 43 | 0 | 0 | 43 |
| 10:30 | | 36 | 0 | 0 | 36 |
| 10:45 | | 43 | 0 | 0 | 43 |
| 11:00 | | 30 | 0 | 0 | 30 |
| 11:15 | | 43 | 0 | 0 | 43 |
| 11:30 | | 42 | 0 | 0 | 42 |
| 11:45 | | 56 | 0 | 0 | 56 |
| Total | | 748 | 0 | 0 | 748 |
| Percent | | 100.0% | 0.0% | 0.0% | |
| Peak | | 11:00 | | | 11:00 |
| Vol. | | 171 | | | 171 |
| P.H.F. | | 0.763 | | | 0.763 |



City of San Clemente

Engineering Division

Site Code: 333VAQ

Survey Location: WB Vaquero at Cl. Vista Torito

Date Start: 09-Aug-13
Date End: 14-Aug-13
Vaquero WB Torito

| Start Time | 13-Aug-13 Tue | WB TH | WB LT | Channel 3 | Total |
|------------|------------------|--------|-------|-----------|-------|
| 12:00 PM | | 35 | 0 | 0 | 35 |
| 12:15 | | 35 | 0 | 0 | 35 |
| 12:30 | | 40 | 0 | 0 | 40 |
| 12:45 | | 38 | 0 | 0 | 38 |
| 01:00 | | 55 | 0 | 0 | 55 |
| 01:15 | | 32 | 0 | 0 | 32 |
| 01:30 | | 36 | 0 | 0 | 36 |
| 01:45 | | 40 | 0 | 0 | 40 |
| 02:00 | | 26 | 0 | 0 | 26 |
| 02:15 | | 44 | 0 | 0 | 44 |
| 02:30 | | 36 | 0 | 0 | 36 |
| 02:45 | | 35 | 0 | 0 | 35 |
| 03:00 | | 47 | 0 | 0 | 47 |
| 03:15 | | 47 | 0 | 0 | 47 |
| 03:30 | | 33 | 0 | 0 | 33 |
| 03:45 | | 33 | 0 | 0 | 33 |
| 04:00 | | 44 | 0 | 0 | 44 |
| 04:15 | | 31 | 0 | 0 | 31 |
| 04:30 | | 45 | 0 | 0 | 45 |
| 04:45 | | 41 | 0 | 0 | 41 |
| 05:00 | | 38 | 0 | 0 | 38 |
| 05:15 | | 43 | 0 | 0 | 43 |
| 05:30 | | 36 | 0 | 0 | 36 |
| 05:45 | | 30 | 0 | 0 | 30 |
| 06:00 | | 30 | 0 | 0 | 30 |
| 06:15 | | 41 | 0 | 0 | 41 |
| 06:30 | | 27 | 0 | 0 | 27 |
| 06:45 | | 23 | 0 | 0 | 23 |
| 07:00 | | 30 | 0 | 0 | 30 |
| 07:15 | | 13 | 0 | 0 | 13 |
| 07:30 | | 30 | 0 | 0 | 30 |
| 07:45 | | 18 | 0 | 0 | 18 |
| 08:00 | | 23 | 0 | 0 | 23 |
| 08:15 | | 10 | 0 | 0 | 10 |
| 08:30 | | 17 | 0 | 0 | 17 |
| 08:45 | | 10 | 0 | 0 | 10 |
| 09:00 | | 12 | 0 | 0 | 12 |
| 09:15 | | 11 | 0 | 0 | 11 |
| 09:30 | | 10 | 0 | 0 | 10 |
| 09:45 | | 10 | 0 | 0 | 10 |
| 10:00 | | 7 | 0 | 0 | 7 |
| 10:15 | | 6 | 0 | 0 | 6 |
| 10:30 | | 3 | 0 | 0 | 3 |
| 10:45 | | 3 | 0 | 0 | 3 |
| 11:00 | | 3 | 0 | 0 | 3 |
| 11:15 | | 3 | 0 | 0 | 3 |
| 11:30 | | 3 | 0 | 0 | 3 |
| 11:45 | | 0 | 0 | 0 | 0 |
| Total | | 1263 | 0 | 0 | 1263 |
| Percent | | 100.0% | 0.0% | 0.0% | |
| Peak | | 12:15 | | | 12:15 |
| Vol. | | 168 | | | 168 |
| P.H.F. | | 0.764 | | | 0.764 |



City of San Clemente

Engineering Division

Site Code: 333VAQ

Survey Location: WB Vaquero at Cl. Vista Torito

Date Start: 09-Aug-13
 Date End: 14-Aug-13
 Vaquero WB Torito

| Start Time | 14-Aug-13 Wed | WB TH | WB LT | Channel 3 | Total |
|--------------------|------------------|------------------|--------------|-------------------|--------------|
| 12:00 AM | | 1 | 0 | 0 | 1 |
| 12:15 | | 2 | 0 | 0 | 2 |
| 12:30 | | 1 | 0 | 0 | 1 |
| 12:45 | | 1 | 0 | 0 | 1 |
| 01:00 | | 1 | 0 | 0 | 1 |
| 01:15 | | 1 | 0 | 0 | 1 |
| 01:30 | | 0 | 0 | 0 | 0 |
| 01:45 | | 1 | 0 | 0 | 1 |
| 02:00 | | 0 | 0 | 0 | 0 |
| 02:15 | | 0 | 0 | 0 | 0 |
| 02:30 | | 0 | 0 | 0 | 0 |
| 02:45 | | 0 | 0 | 0 | 0 |
| 03:00 | | 1 | 0 | 0 | 1 |
| 03:15 | | 2 | 0 | 0 | 2 |
| 03:30 | | 0 | 0 | 0 | 0 |
| 03:45 | | 1 | 0 | 0 | 1 |
| 04:00 | | 1 | 0 | 0 | 1 |
| 04:15 | | 0 | 0 | 0 | 0 |
| 04:30 | | 2 | 0 | 0 | 2 |
| 04:45 | | 1 | 0 | 0 | 1 |
| 05:00 | | 0 | 0 | 0 | 0 |
| 05:15 | | 1 | 0 | 0 | 1 |
| 05:30 | | 4 | 0 | 0 | 4 |
| 05:45 | | 8 | 0 | 0 | 8 |
| 06:00 | | 3 | 0 | 0 | 3 |
| 06:15 | | 6 | 0 | 0 | 6 |
| 06:30 | | 5 | 0 | 0 | 5 |
| 06:45 | | 12 | 0 | 0 | 12 |
| 07:00 | | 16 | 0 | 0 | 16 |
| 07:15 | | 25 | 0 | 0 | 25 |
| 07:30 | | 18 | 0 | 0 | 18 |
| 07:45 | | 35 | 1 | 0 | 36 |
| 08:00 | | 27 | 0 | 0 | 27 |
| 08:15 | | 47 | 0 | 0 | 47 |
| 08:30 | | 34 | 0 | 0 | 34 |
| 08:45 | | 33 | 0 | 0 | 33 |
| 09:00 | | 31 | 0 | 0 | 31 |
| 09:15 | | 44 | 0 | 0 | 44 |
| 09:30 | | 33 | 0 | 0 | 33 |
| 09:45 | | 23 | 0 | 0 | 23 |
| 10:00 | | 28 | 0 | 0 | 28 |
| 10:15 | | 27 | 0 | 0 | 27 |
| 10:30 | | * | * | * | * |
| 10:45 | | * | * | * | * |
| 11:00 | | * | * | * | * |
| 11:15 | | * | * | * | * |
| 11:30 | | * | * | * | * |
| 11:45 | | * | * | * | * |
| Total | | 476 | 1 | 0 | 477 |
| Percent | | 99.8% | 0.2% | 0.0% | |
| Peak | | 08:15 | 07:00 | | 08:15 |
| Vol. | | 145 | 1 | | 145 |
| P.H.F. | | 0.771 | 0.250 | | 0.771 |
| Grand Total | | 9753 | 13 | 0 | 9766 |
| Percent | | 99.9% | 0.1% | 0.0% | |
| ADT | | ADT 1,962 | | AADT 1,962 | |

Transportation Studies, Inc.

2640 Walnut Avenue, Ste H

Tustin, CA. 92780

Location : AVENIDA VAQUERO
 Segment : GUADALAJARA TO VISTA TORITO
 Client : CITY OF SAN CLEM

Site: SAN CLEMENTE
 Date: 01/29/14

| Interval | SB | | | | NB | | | | Combined | | Day: | Wednesday |
|------------|-------|-------|-------|-----|-------|-------|-------|-----|----------|-------|-------|-----------|
| | AM | | PM | | AM | | PM | | AM | PM | | |
| 12:00 | 0 | 2 | 36 | 133 | 2 | 3 | 44 | 143 | 2 | 5 | 80 | 276 |
| 12:15 | 0 | | 35 | | 0 | | 31 | | 0 | | 66 | |
| 12:30 | 1 | | 29 | | 0 | | 34 | | 1 | | 63 | |
| 12:45 | 1 | | 33 | | 1 | | 34 | | 2 | | 67 | |
| 01:00 | 0 | 1 | 40 | 139 | 0 | 2 | 34 | 148 | 0 | 3 | 74 | 287 |
| 01:15 | 1 | | 27 | | 0 | | 38 | | 1 | | 65 | |
| 01:30 | 0 | | 35 | | 2 | | 38 | | 2 | | 73 | |
| 01:45 | 0 | | 37 | | 0 | | 38 | | 0 | | 75 | |
| 02:00 | 1 | 1 | 42 | 156 | 0 | 0 | 38 | 161 | 1 | 1 | 80 | 317 |
| 02:15 | 0 | | 43 | | 0 | | 39 | | 0 | | 82 | |
| 02:30 | 0 | | 34 | | 0 | | 48 | | 0 | | 82 | |
| 02:45 | 0 | | 37 | | 0 | | 36 | | 0 | | 73 | |
| 03:00 | 0 | 2 | 48 | 202 | 0 | 0 | 52 | 222 | 0 | 2 | 100 | 424 |
| 03:15 | 1 | | 49 | | 0 | | 46 | | 1 | | 95 | |
| 03:30 | 0 | | 66 | | 0 | | 70 | | 0 | | 136 | |
| 03:45 | 1 | | 39 | | 0 | | 54 | | 1 | | 93 | |
| 04:00 | 1 | 2 | 35 | 142 | 0 | 5 | 53 | 208 | 1 | 7 | 88 | 350 |
| 04:15 | 0 | | 38 | | 2 | | 51 | | 2 | | 89 | |
| 04:30 | 0 | | 31 | | 2 | | 58 | | 2 | | 89 | |
| 04:45 | 1 | | 38 | | 1 | | 46 | | 2 | | 84 | |
| 05:00 | 0 | 9 | 28 | 139 | 2 | 14 | 36 | 156 | 2 | 23 | 64 | 295 |
| 05:15 | 1 | | 36 | | 3 | | 46 | | 4 | | 82 | |
| 05:30 | 1 | | 44 | | 7 | | 32 | | 8 | | 76 | |
| 05:45 | 7 | | 31 | | 2 | | 42 | | 9 | | 73 | |
| 06:00 | 6 | 40 | 29 | 117 | 7 | 46 | 41 | 126 | 13 | 86 | 70 | 243 |
| 06:15 | 8 | | 28 | | 6 | | 36 | | 14 | | 64 | |
| 06:30 | 13 | | 30 | | 11 | | 30 | | 24 | | 60 | |
| 06:45 | 13 | | 30 | | 22 | | 19 | | 35 | | 49 | |
| 07:00 | 15 | 150 | 18 | 69 | 28 | 127 | 16 | 63 | 43 | 277 | 34 | 132 |
| 07:15 | 28 | | 21 | | 41 | | 14 | | 69 | | 35 | |
| 07:30 | 48 | | 13 | | 26 | | 22 | | 74 | | 35 | |
| 07:45 | 59 | | 17 | | 32 | | 11 | | 91 | | 28 | |
| 08:00 | 23 | 161 | 17 | 53 | 41 | 148 | 20 | 81 | 64 | 309 | 37 | 134 |
| 08:15 | 56 | | 13 | | 39 | | 28 | | 95 | | 41 | |
| 08:30 | 40 | | 16 | | 44 | | 22 | | 84 | | 38 | |
| 08:45 | 42 | | 7 | | 24 | | 11 | | 66 | | 18 | |
| 09:00 | 31 | 140 | 7 | 29 | 38 | 124 | 4 | 31 | 69 | 264 | 11 | 60 |
| 09:15 | 45 | | 11 | | 30 | | 12 | | 75 | | 23 | |
| 09:30 | 32 | | 7 | | 28 | | 7 | | 60 | | 14 | |
| 09:45 | 32 | | 4 | | 28 | | 8 | | 60 | | 12 | |
| 10:00 | 22 | 115 | 4 | 18 | 18 | 110 | 7 | 16 | 40 | 225 | 11 | 34 |
| 10:15 | 30 | | 8 | | 28 | | 4 | | 58 | | 12 | |
| 10:30 | 35 | | 4 | | 30 | | 3 | | 65 | | 7 | |
| 10:45 | 28 | | 2 | | 34 | | 2 | | 62 | | 4 | |
| 11:00 | 32 | 132 | 4 | 9 | 33 | 146 | 2 | 9 | 65 | 278 | 6 | 18 |
| 11:15 | 28 | | 2 | | 33 | | 3 | | 61 | | 5 | |
| 11:30 | 25 | | 2 | | 46 | | 2 | | 71 | | 4 | |
| 11:45 | 47 | | 1 | | 34 | | 2 | | 81 | | 3 | |
| Totals | 755 | | 1,206 | | 725 | | 1,364 | | 1,480 | | 2,570 | |
| Split% | 51.0 | | 46.9 | | 49.0 | | 53.1 | | | | | |
| Day Totals | | 1,961 | | | | 2,089 | | | | 4,050 | | |
| Day Splits | | 48.4 | | | | 51.6 | | | | | | |
| Peak Hour | 07:30 | | 03:00 | | 07:45 | | 03:30 | | 07:45 | | 03:00 | |
| Volume | 186 | | 202 | | 156 | | 228 | | 334 | | 424 | |
| Factor | 0.79 | | 0.77 | | 0.89 | | 0.81 | | 0.88 | | 0.78 | |

City of San Clemente Engineering Division

Project: Traffic Signal Warrant
 Location: Camino Vera Cruz & Costa/Forster Ranch Park
 Survey Location: Vera Cruz NB @ FRP

VeraCruz NB at Costa
 Site Code: NBVERA

Date Start: 10-May-16
 Date End: 16-May-16
 Date Printed: 16-May-16

| Start Time | 09-May-16 | | Tue | | Wed | | Thu | | Fri | | Sat | | Sun | | Week Average | |
|------------|-----------|-------|---------|-------|---------|-------|---------|-------|---------|-------|---------|-------|---------|-------|--------------|-------|
| | NB Thru | NB LT | NB Thru | NB LT | NB Thru | NB LT | NB Thru | NB LT | NB Thru | NB LT | NB Thru | NB LT | NB Thru | NB LT | NB Thru | NB LT |
| 12:00 AM | * | * | * | * | 17 | 1 | 12 | 1 | 24 | 0 | 74 | 2 | 114 | 2 | 48 | 1 |
| 01:00 | * | * | * | * | 7 | 0 | 7 | 0 | 11 | 0 | 33 | 1 | 57 | 1 | 23 | 0 |
| 02:00 | * | * | * | * | 9 | 0 | 8 | 0 | 9 | 0 | 26 | 1 | 35 | 4 | 17 | 1 |
| 03:00 | * | * | * | * | 7 | 0 | 6 | 0 | 6 | 0 | 16 | 0 | 19 | 0 | 11 | 0 |
| 04:00 | * | * | * | * | 11 | 1 | 11 | 0 | 11 | 1 | 13 | 1 | 10 | 1 | 11 | 1 |
| 05:00 | * | * | * | * | 25 | 1 | 30 | 2 | 24 | 0 | 29 | 0 | 19 | 0 | 25 | 1 |
| 06:00 | * | * | * | * | 102 | 2 | 81 | 2 | 78 | 1 | 61 | 3 | 63 | 1 | 77 | 2 |
| 07:00 | * | * | * | * | 432 | 20 | 433 | 11 | 424 | 13 | 115 | 3 | 87 | 1 | 298 | 10 |
| 08:00 | * | * | * | * | 446 | 14 | 411 | 10 | 421 | 9 | 205 | 4 | 145 | 2 | 326 | 8 |
| 09:00 | * | * | * | * | 264 | 9 | 256 | 9 | 259 | 10 | 276 | 10 | 214 | 7 | 254 | 9 |
| 10:00 | * | * | 322 | 6 | 294 | 5 | 293 | 5 | 304 | 8 | 363 | 8 | 301 | 5 | 313 | 6 |
| 11:00 | * | * | 352 | 5 | 350 | 9 | 334 | 8 | 381 | 9 | 427 | 10 | 354 | 3 | 366 | 7 |
| 12:00 PM | * | * | 472 | 19 | 396 | 12 | 401 | 14 | 393 | 7 | 456 | 8 | 421 | 6 | 423 | 11 |
| 01:00 | * | * | 370 | 17 | 422 | 13 | 409 | 11 | 425 | 11 | 439 | 15 | 386 | 6 | 408 | 12 |
| 02:00 | * | * | 429 | 19 | 436 | 23 | 449 | 21 | 501 | 24 | 388 | 17 | 366 | 10 | 428 | 19 |
| 03:00 | * | * | 586 | 27 | 622 | 40 | 595 | 22 | 595 | 23 | 382 | 9 | 386 | 5 | 528 | 21 |
| 04:00 | * | * | 535 | 12 | 505 | 14 | 516 | 12 | 527 | 8 | 366 | 5 | 383 | 7 | 472 | 10 |
| 05:00 | * | * | 509 | 11 | 523 | 12 | 529 | 16 | 511 | 12 | 320 | 6 | 321 | 9 | 452 | 11 |
| 06:00 | * | * | 439 | 10 | 405 | 10 | 497 | 15 | 425 | 12 | 338 | 8 | 330 | 7 | 406 | 10 |
| 07:00 | * | * | 326 | 5 | 347 | 7 | 317 | 6 | 309 | 4 | 271 | 4 | 201 | 5 | 295 | 5 |
| 08:00 | * | * | 243 | 5 | 278 | 9 | 206 | 8 | 221 | 6 | 217 | 5 | 205 | 4 | 228 | 6 |
| 09:00 | * | * | 184 | 2 | 133 | 2 | 140 | 4 | 193 | 3 | 149 | 3 | 128 | 1 | 154 | 2 |
| 10:00 | * | * | 99 | 2 | 80 | 2 | 91 | 1 | 199 | 3 | 242 | 5 | 69 | 2 | 130 | 2 |
| 11:00 | * | * | 38 | 0 | 45 | 1 | 57 | 3 | 156 | 2 | 179 | 9 | 35 | 0 | 85 | 2 |
| Lane Day | 0 | 0 | 4904 | 140 | 6156 | 207 | 6089 | 181 | 6407 | 166 | 5385 | 137 | 4649 | 89 | 5778 | 157 |
| AM Peak | - | - | 11:00 | 10:00 | 08:00 | 07:00 | 07:00 | 07:00 | 07:00 | 07:00 | 11:00 | 09:00 | 11:00 | 09:00 | 11:00 | 07:00 |
| Vol. | - | - | 352 | 6 | 446 | 20 | 433 | 11 | 424 | 13 | 427 | 10 | 354 | 7 | 366 | 10 |
| PM Peak | - | - | 15:00 | 15:00 | 15:00 | 15:00 | 15:00 | 15:00 | 15:00 | 14:00 | 12:00 | 14:00 | 12:00 | 14:00 | 15:00 | 15:00 |
| Vol. | - | - | 586 | 27 | 622 | 40 | 595 | 22 | 595 | 24 | 456 | 17 | 421 | 10 | 528 | 21 |

City of San Clemente Engineering Division

Project: Traffic Signal Warrant
 Location: Camino Vera Cruz & Costa/Forster Ranch Park
 Survey Location: Vera Cruz NB @ FRP

VeraCruz NB at Costa
 Site Code: NBVERA

Date Start: 10-May-16
 Date End: 16-May-16
 Date Printed: 16-May-16

| Start Time | 16-May-16 | | Tue | | Wed | | Thu | | Fri | | Sat | | Sun | | Week Average | |
|------------|-----------|-------|---------|-------|---------|-------|---------|-------|---------|-------|---------|-------|---------|-------|--------------|-------|
| | NB Thru | NB LT | NB Thru | NB LT | NB Thru | NB LT | NB Thru | NB LT | NB Thru | NB LT | NB Thru | NB LT | NB Thru | NB LT | NB Thru | NB LT |
| 12:00 AM | 13 | 0 | * | * | * | * | * | * | * | * | * | * | * | * | 13 | 0 |
| 01:00 | 3 | 0 | * | * | * | * | * | * | * | * | * | * | * | * | 3 | 0 |
| 02:00 | 4 | 0 | * | * | * | * | * | * | * | * | * | * | * | * | 4 | 0 |
| 03:00 | 7 | 0 | * | * | * | * | * | * | * | * | * | * | * | * | 7 | 0 |
| 04:00 | 7 | 0 | * | * | * | * | * | * | * | * | * | * | * | * | 7 | 0 |
| 05:00 | 26 | 0 | * | * | * | * | * | * | * | * | * | * | * | * | 26 | 0 |
| 06:00 | 73 | 0 | * | * | * | * | * | * | * | * | * | * | * | * | 73 | 0 |
| 07:00 | 381 | 16 | * | * | * | * | * | * | * | * | * | * | * | * | 381 | 16 |
| 08:00 | 440 | 8 | * | * | * | * | * | * | * | * | * | * | * | * | 440 | 8 |
| 09:00 | * | * | * | * | * | * | * | * | * | * | * | * | * | * | * | * |
| 10:00 | * | * | * | * | * | * | * | * | * | * | * | * | * | * | * | * |
| 11:00 | * | * | * | * | * | * | * | * | * | * | * | * | * | * | * | * |
| 12:00 PM | * | * | * | * | * | * | * | * | * | * | * | * | * | * | * | * |
| 01:00 | * | * | * | * | * | * | * | * | * | * | * | * | * | * | * | * |
| 02:00 | * | * | * | * | * | * | * | * | * | * | * | * | * | * | * | * |
| 03:00 | * | * | * | * | * | * | * | * | * | * | * | * | * | * | * | * |
| 04:00 | * | * | * | * | * | * | * | * | * | * | * | * | * | * | * | * |
| 05:00 | * | * | * | * | * | * | * | * | * | * | * | * | * | * | * | * |
| 06:00 | * | * | * | * | * | * | * | * | * | * | * | * | * | * | * | * |
| 07:00 | * | * | * | * | * | * | * | * | * | * | * | * | * | * | * | * |
| 08:00 | * | * | * | * | * | * | * | * | * | * | * | * | * | * | * | * |
| 09:00 | * | * | * | * | * | * | * | * | * | * | * | * | * | * | * | * |
| 10:00 | * | * | * | * | * | * | * | * | * | * | * | * | * | * | * | * |
| 11:00 | * | * | * | * | * | * | * | * | * | * | * | * | * | * | * | * |
| Lane Day | 954 | 24 | 0 | 0 | 0 | 0 | 0 | 0 | 0 | 0 | 0 | 0 | 0 | 0 | 954 | 24 |
| AM Peak | 08:00 | 07:00 | - | - | - | - | - | - | - | - | - | - | - | - | 08:00 | 07:00 |
| Vol. | 440 | 16 | - | - | - | - | - | - | - | - | - | - | - | - | 440 | 16 |
| PM Peak | - | - | - | - | - | - | - | - | - | - | - | - | - | - | - | - |
| Vol. | - | - | - | - | - | - | - | - | - | - | - | - | - | - | - | - |

| | | | | | | | | |
|-------------|-----------|------------|------|------|------|------|------|------|
| Comb. Total | 978 | 5044 | 6363 | 6270 | 6573 | 5522 | 4738 | 6913 |
| ADT | ADT 5,950 | AADT 5,950 | | | | | | |

City of San Clemente Engineering Division

Project: Traffic Signal Warrant
 Location: Camino Vera Cruz & Costa/Forster Ranch Park
 Survey Location: Vera Cruz NB @ FRP

VeraCruz NB at Costa
 Site Code: NBVERA

Date Start: 10-May-16
 Date End: 16-May-16
 Date Printed: 16-May-16

| Start Time | 09-May-16 | | Tue | | Wed | | Thu | | Fri | | Sat | | Sun | | Week Average | |
|------------|-----------|-------|---------|-------|---------|-------|---------|-------|---------|-------|---------|-------|---------|-------|--------------|-------|
| | NB Thru | NB LT | NB Thru | NB LT | NB Thru | NB LT | NB Thru | NB LT | NB Thru | NB LT | NB Thru | NB LT | NB Thru | NB LT | NB Thru | NB LT |
| 12:00 AM | * | * | * | * | 17 | 1 | 12 | 1 | 24 | 0 | 74 | 2 | 114 | 2 | 48 | 1 |
| 01:00 | * | * | * | * | 7 | 0 | 7 | 0 | 11 | 0 | 33 | 1 | 57 | 1 | 23 | 0 |
| 02:00 | * | * | * | * | 9 | 0 | 8 | 0 | 9 | 0 | 26 | 1 | 35 | 4 | 17 | 1 |
| 03:00 | * | * | * | * | 7 | 0 | 6 | 0 | 6 | 0 | 16 | 0 | 19 | 0 | 11 | 0 |
| 04:00 | * | * | * | * | 11 | 1 | 11 | 0 | 11 | 1 | 13 | 1 | 10 | 1 | 11 | 1 |
| 05:00 | * | * | * | * | 25 | 1 | 30 | 2 | 24 | 0 | 29 | 0 | 19 | 0 | 25 | 1 |
| 06:00 | * | * | * | * | 102 | 2 | 81 | 2 | 78 | 1 | 61 | 3 | 63 | 1 | 77 | 2 |
| 07:00 | * | * | * | * | 432 | 20 | 433 | 11 | 424 | 13 | 115 | 3 | 87 | 1 | 298 | 10 |
| 08:00 | * | * | * | * | 446 | 14 | 411 | 10 | 421 | 9 | 205 | 4 | 145 | 2 | 326 | 8 |
| 09:00 | * | * | * | * | 264 | 9 | 256 | 9 | 259 | 10 | 276 | 10 | 214 | 7 | 254 | 9 |
| 10:00 | * | * | 322 | 6 | 294 | 5 | 293 | 5 | 304 | 8 | 363 | 8 | 301 | 5 | 313 | 6 |
| 11:00 | * | * | 352 | 5 | 350 | 9 | 334 | 8 | 381 | 9 | 427 | 10 | 354 | 3 | 366 | 7 |
| 12:00 PM | * | * | 472 | 19 | 396 | 12 | 401 | 14 | 393 | 7 | 456 | 8 | 421 | 6 | 423 | 11 |
| 01:00 | * | * | 370 | 17 | 422 | 13 | 409 | 11 | 425 | 11 | 439 | 15 | 386 | 6 | 408 | 12 |
| 02:00 | * | * | 429 | 19 | 436 | 23 | 449 | 21 | 501 | 24 | 388 | 17 | 366 | 10 | 428 | 19 |
| 03:00 | * | * | 586 | 27 | 622 | 40 | 595 | 22 | 595 | 23 | 382 | 9 | 386 | 5 | 528 | 21 |
| 04:00 | * | * | 535 | 12 | 505 | 14 | 516 | 12 | 527 | 8 | 366 | 5 | 383 | 7 | 472 | 10 |
| 05:00 | * | * | 509 | 11 | 523 | 12 | 529 | 16 | 511 | 12 | 320 | 6 | 321 | 9 | 452 | 11 |
| 06:00 | * | * | 439 | 10 | 405 | 10 | 497 | 15 | 425 | 12 | 338 | 8 | 330 | 7 | 406 | 10 |
| 07:00 | * | * | 326 | 5 | 347 | 7 | 317 | 6 | 309 | 4 | 271 | 4 | 201 | 5 | 295 | 5 |
| 08:00 | * | * | 243 | 5 | 278 | 9 | 206 | 8 | 221 | 6 | 217 | 5 | 205 | 4 | 228 | 6 |
| 09:00 | * | * | 184 | 2 | 133 | 2 | 140 | 4 | 193 | 3 | 149 | 3 | 128 | 1 | 154 | 2 |
| 10:00 | * | * | 99 | 2 | 80 | 2 | 91 | 1 | 199 | 3 | 242 | 5 | 69 | 2 | 130 | 2 |
| 11:00 | * | * | 38 | 0 | 45 | 1 | 57 | 3 | 156 | 2 | 179 | 9 | 35 | 0 | 85 | 2 |
| Lane Day | 0 | 0 | 4904 | 140 | 6156 | 207 | 6089 | 181 | 6407 | 166 | 5385 | 137 | 4649 | 89 | 5778 | 157 |
| AM Peak | - | - | 11:00 | 10:00 | 08:00 | 07:00 | 07:00 | 07:00 | 07:00 | 07:00 | 11:00 | 09:00 | 11:00 | 09:00 | 11:00 | 07:00 |
| Vol. | - | - | 352 | 6 | 446 | 20 | 433 | 11 | 424 | 13 | 427 | 10 | 354 | 7 | 366 | 10 |
| PM Peak | - | - | 15:00 | 15:00 | 15:00 | 15:00 | 15:00 | 15:00 | 15:00 | 14:00 | 12:00 | 14:00 | 12:00 | 14:00 | 15:00 | 15:00 |
| Vol. | - | - | 586 | 27 | 622 | 40 | 595 | 22 | 595 | 24 | 456 | 17 | 421 | 10 | 528 | 21 |

City of San Clemente Engineering Division

Project: Traffic Signal Warrant
 Location: Camino Vera Cruz & Costa/Forster Ranch Park
 Survey Location: Vera Cruz NB @ FRP

VeraCruz NB at Costa
 Site Code: NBVERA

Date Start: 10-May-16
 Date End: 16-May-16
 Date Printed: 16-May-16

| Start Time | 16-May-16 | | Tue | | Wed | | Thu | | Fri | | Sat | | Sun | | Week Average | |
|------------|-----------|-------|---------|-------|---------|-------|---------|-------|---------|-------|---------|-------|---------|-------|--------------|-------|
| | NB Thru | NB LT | NB Thru | NB LT | NB Thru | NB LT | NB Thru | NB LT | NB Thru | NB LT | NB Thru | NB LT | NB Thru | NB LT | NB Thru | NB LT |
| 12:00 AM | 13 | 0 | * | * | * | * | * | * | * | * | * | * | * | * | 13 | 0 |
| 01:00 | 3 | 0 | * | * | * | * | * | * | * | * | * | * | * | * | 3 | 0 |
| 02:00 | 4 | 0 | * | * | * | * | * | * | * | * | * | * | * | * | 4 | 0 |
| 03:00 | 7 | 0 | * | * | * | * | * | * | * | * | * | * | * | * | 7 | 0 |
| 04:00 | 7 | 0 | * | * | * | * | * | * | * | * | * | * | * | * | 7 | 0 |
| 05:00 | 26 | 0 | * | * | * | * | * | * | * | * | * | * | * | * | 26 | 0 |
| 06:00 | 73 | 0 | * | * | * | * | * | * | * | * | * | * | * | * | 73 | 0 |
| 07:00 | 381 | 16 | * | * | * | * | * | * | * | * | * | * | * | * | 381 | 16 |
| 08:00 | 440 | 8 | * | * | * | * | * | * | * | * | * | * | * | * | 440 | 8 |
| 09:00 | * | * | * | * | * | * | * | * | * | * | * | * | * | * | * | * |
| 10:00 | * | * | * | * | * | * | * | * | * | * | * | * | * | * | * | * |
| 11:00 | * | * | * | * | * | * | * | * | * | * | * | * | * | * | * | * |
| 12:00 PM | * | * | * | * | * | * | * | * | * | * | * | * | * | * | * | * |
| 01:00 | * | * | * | * | * | * | * | * | * | * | * | * | * | * | * | * |
| 02:00 | * | * | * | * | * | * | * | * | * | * | * | * | * | * | * | * |
| 03:00 | * | * | * | * | * | * | * | * | * | * | * | * | * | * | * | * |
| 04:00 | * | * | * | * | * | * | * | * | * | * | * | * | * | * | * | * |
| 05:00 | * | * | * | * | * | * | * | * | * | * | * | * | * | * | * | * |
| 06:00 | * | * | * | * | * | * | * | * | * | * | * | * | * | * | * | * |
| 07:00 | * | * | * | * | * | * | * | * | * | * | * | * | * | * | * | * |
| 08:00 | * | * | * | * | * | * | * | * | * | * | * | * | * | * | * | * |
| 09:00 | * | * | * | * | * | * | * | * | * | * | * | * | * | * | * | * |
| 10:00 | * | * | * | * | * | * | * | * | * | * | * | * | * | * | * | * |
| 11:00 | * | * | * | * | * | * | * | * | * | * | * | * | * | * | * | * |
| Lane Day | 954 | 24 | 0 | 0 | 0 | 0 | 0 | 0 | 0 | 0 | 0 | 0 | 0 | 0 | 954 | 24 |
| AM Peak | 08:00 | 07:00 | - | - | - | - | - | - | - | - | - | - | - | - | 08:00 | 07:00 |
| Vol. | 440 | 16 | - | - | - | - | - | - | - | - | - | - | - | - | 440 | 16 |
| PM Peak | - | - | - | - | - | - | - | - | - | - | - | - | - | - | - | - |
| Vol. | - | - | - | - | - | - | - | - | - | - | - | - | - | - | - | - |

| | | | | | | | | |
|-------------|-----------|------------|------|------|------|------|------|------|
| Comb. Total | 978 | 5044 | 6363 | 6270 | 6573 | 5522 | 4738 | 6913 |
| ADT | ADT 5,950 | AADT 5,950 | | | | | | |

City of San Clemente Engineering Division

Project: Traffic Signal Warrant
 Location: Camino Vera Cruz & Costa/Forster Ranch Park
 Survey Location: Vera Cruz NB @ FRP

VeraCruz SB at Costa
 Site Code: SBVERA

Date Start: 10-May-16
 Date End: 16-May-16
 Date Printed: 16-May-16

| Start Time | 09-May-16 | | Tue | | Wed | | Thu | | Fri | | Sat | | Sun | | Week Average | |
|------------|-----------|-------|---------|-------|---------|-------|---------|-------|---------|-------|---------|-------|---------|-------|--------------|-------|
| | SB Thru | SB LT | SB Thru | SB LT | SB Thru | SB LT | SB Thru | SB LT | SB Thru | SB LT | SB Thru | SB LT | SB Thru | SB LT | SB Thru | SB LT |
| 12:00 AM | * | * | * | * | 15 | 0 | 15 | 0 | 13 | 1 | 43 | 2 | 48 | 0 | 27 | 1 |
| 01:00 | * | * | * | * | 12 | 0 | 11 | 0 | 16 | 0 | 31 | 2 | 32 | 0 | 20 | 0 |
| 02:00 | * | * | * | * | 8 | 0 | 3 | 0 | 7 | 0 | 20 | 0 | 7 | 0 | 9 | 0 |
| 03:00 | * | * | * | * | 10 | 0 | 4 | 0 | 8 | 0 | 10 | 0 | 3 | 0 | 7 | 0 |
| 04:00 | * | * | * | * | 21 | 0 | 29 | 0 | 26 | 0 | 8 | 0 | 6 | 0 | 18 | 0 |
| 05:00 | * | * | * | * | 70 | 2 | 84 | 0 | 71 | 0 | 40 | 0 | 26 | 1 | 58 | 1 |
| 06:00 | * | * | * | * | 153 | 2 | 148 | 3 | 170 | 3 | 99 | 1 | 45 | 0 | 123 | 2 |
| 07:00 | * | * | * | * | 534 | 58 | 520 | 44 | 500 | 42 | 204 | 7 | 137 | 0 | 379 | 30 |
| 08:00 | * | * | * | * | 447 | 33 | 435 | 34 | 434 | 31 | 364 | 3 | 326 | 1 | 401 | 20 |
| 09:00 | * | * | * | * | 349 | 8 | 356 | 7 | 306 | 6 | 438 | 14 | 324 | 4 | 355 | 8 |
| 10:00 | * | * | * | * | 312 | 4 | 301 | 6 | 319 | 10 | 516 | 10 | 418 | 4 | 373 | 7 |
| 11:00 | * | * | 360 | 4 | 355 | 8 | 366 | 5 | 362 | 5 | 533 | 16 | 422 | 8 | 400 | 8 |
| 12:00 PM | * | * | 391 | 46 | 363 | 6 | 351 | 5 | 452 | 12 | 528 | 5 | 411 | 12 | 416 | 14 |
| 01:00 | * | * | 360 | 9 | 363 | 23 | 375 | 22 | 533 | 28 | 577 | 4 | 447 | 7 | 442 | 16 |
| 02:00 | * | * | 377 | 7 | 409 | 26 | 455 | 29 | 601 | 29 | 562 | 6 | 388 | 8 | 465 | 18 |
| 03:00 | * | * | 500 | 42 | 492 | 46 | 546 | 35 | 644 | 47 | 527 | 5 | 408 | 5 | 520 | 30 |
| 04:00 | * | * | 437 | 22 | 460 | 9 | 460 | 22 | 639 | 10 | 491 | 7 | 507 | 9 | 499 | 13 |
| 05:00 | * | * | 482 | 5 | 427 | 18 | 452 | 13 | 599 | 4 | 433 | 4 | 465 | 12 | 476 | 9 |
| 06:00 | * | * | 407 | 4 | 387 | 9 | 354 | 6 | 530 | 4 | 342 | 4 | 331 | 5 | 392 | 5 |
| 07:00 | * | * | 253 | 4 | 280 | 5 | 278 | 2 | 361 | 4 | 317 | 3 | 194 | 5 | 280 | 4 |
| 08:00 | * | * | 185 | 3 | 200 | 4 | 206 | 2 | 293 | 3 | 195 | 2 | 149 | 4 | 205 | 3 |
| 09:00 | * | * | 117 | 0 | 116 | 1 | 109 | 2 | 308 | 3 | 181 | 2 | 99 | 0 | 155 | 1 |
| 10:00 | * | * | 58 | 1 | 47 | 0 | 73 | 0 | 182 | 1 | 139 | 1 | 47 | 0 | 91 | 0 |
| 11:00 | * | * | 24 | 0 | 24 | 0 | 38 | 1 | 85 | 1 | 90 | 0 | 29 | 0 | 48 | 0 |
| Lane Day | 0 | 0 | 3951 | 147 | 5854 | 262 | 5969 | 238 | 7459 | 244 | 6688 | 98 | 5269 | 85 | 6159 | 190 |
| AM Peak | - | - | 11:00 | 11:00 | 07:00 | 07:00 | 07:00 | 07:00 | 07:00 | 07:00 | 11:00 | 11:00 | 11:00 | 11:00 | 08:00 | 07:00 |
| Vol. | - | - | 360 | 4 | 534 | 58 | 520 | 44 | 500 | 42 | 533 | 16 | 422 | 8 | 401 | 30 |
| PM Peak | - | - | 15:00 | 12:00 | 15:00 | 15:00 | 15:00 | 15:00 | 15:00 | 15:00 | 13:00 | 16:00 | 16:00 | 12:00 | 15:00 | 15:00 |
| Vol. | - | - | 500 | 46 | 492 | 46 | 546 | 35 | 644 | 47 | 577 | 7 | 507 | 12 | 520 | 30 |

City of San Clemente
Engineering Division

Project: Traffic Signal Warrant
Location: Camino Vera Cruz & Costa/Forster Ranch Park
Survey Location: Vera Cruz NB @ FRP

VeraCruz SB at Costa
Site Code: SBVERA

Date Start: 10-May-16
Date End: 16-May-16
Date Printed: 16-May-16

| Start Time | 16-May-16 | | Tue | | Wed | | Thu | | Fri | | Sat | | Sun | | Week Average | |
|------------|-----------|-------|---------|-------|---------|-------|---------|-------|---------|-------|---------|-------|---------|-------|--------------|-------|
| | SB Thru | SB LT | SB Thru | SB LT | SB Thru | SB LT | SB Thru | SB LT | SB Thru | SB LT | SB Thru | SB LT | SB Thru | SB LT | SB Thru | SB LT |
| 12:00 AM | 8 | 0 | * | * | * | * | * | * | * | * | * | * | * | * | 8 | 0 |
| 01:00 | 9 | 0 | * | * | * | * | * | * | * | * | * | * | * | * | 9 | 0 |
| 02:00 | 6 | 0 | * | * | * | * | * | * | * | * | * | * | * | * | 6 | 0 |
| 03:00 | 5 | 0 | * | * | * | * | * | * | * | * | * | * | * | * | 5 | 0 |
| 04:00 | 27 | 1 | * | * | * | * | * | * | * | * | * | * | * | * | 27 | 1 |
| 05:00 | 73 | 2 | * | * | * | * | * | * | * | * | * | * | * | * | 73 | 2 |
| 06:00 | 143 | 3 | * | * | * | * | * | * | * | * | * | * | * | * | 143 | 3 |
| 07:00 | 501 | 52 | * | * | * | * | * | * | * | * | * | * | * | * | 501 | 52 |
| 08:00 | 463 | 32 | * | * | * | * | * | * | * | * | * | * | * | * | 463 | 32 |
| 09:00 | 259 | 4 | * | * | * | * | * | * | * | * | * | * | * | * | 259 | 4 |
| 10:00 | * | * | * | * | * | * | * | * | * | * | * | * | * | * | * | * |
| 11:00 | * | * | * | * | * | * | * | * | * | * | * | * | * | * | * | * |
| 12:00 PM | * | * | * | * | * | * | * | * | * | * | * | * | * | * | * | * |
| 01:00 | * | * | * | * | * | * | * | * | * | * | * | * | * | * | * | * |
| 02:00 | * | * | * | * | * | * | * | * | * | * | * | * | * | * | * | * |
| 03:00 | * | * | * | * | * | * | * | * | * | * | * | * | * | * | * | * |
| 04:00 | * | * | * | * | * | * | * | * | * | * | * | * | * | * | * | * |
| 05:00 | * | * | * | * | * | * | * | * | * | * | * | * | * | * | * | * |
| 06:00 | * | * | * | * | * | * | * | * | * | * | * | * | * | * | * | * |
| 07:00 | * | * | * | * | * | * | * | * | * | * | * | * | * | * | * | * |
| 08:00 | * | * | * | * | * | * | * | * | * | * | * | * | * | * | * | * |
| 09:00 | * | * | * | * | * | * | * | * | * | * | * | * | * | * | * | * |
| 10:00 | * | * | * | * | * | * | * | * | * | * | * | * | * | * | * | * |
| 11:00 | * | * | * | * | * | * | * | * | * | * | * | * | * | * | * | * |
| Lane Day | 1494 | 94 | 0 | 0 | 0 | 0 | 0 | 0 | 0 | 0 | 0 | 0 | 0 | 0 | 1494 | 94 |
| AM Peak | 07:00 | 07:00 | - | - | - | - | - | - | - | - | - | - | - | - | 07:00 | 07:00 |
| Vol. | 501 | 52 | - | - | - | - | - | - | - | - | - | - | - | - | 501 | 52 |
| PM Peak | - | - | - | - | - | - | - | - | - | - | - | - | - | - | - | - |
| Vol. | - | - | - | - | - | - | - | - | - | - | - | - | - | - | - | - |

| | | | | | | | | |
|-------------|-----------|------------|------|------|------|------|------|------|
| Comb. Total | 1588 | 4098 | 6116 | 6207 | 7703 | 6786 | 5354 | 7937 |
| ADT | ADT 6,374 | AADT 6,374 | | | | | | |

Camino Vera Cruz ADT on both directions = 12,324

Transportation Studies, Inc.

2640 Walnut Avenue, Suite L
Tustin, CA. 92780

Location : CAMINO VERA CRUZ
Segment : N/O AVENIDA PICO
Client : CITY SAN CLEMENT

Site: AN CLEMENTE
Date: 12/20/18

| Interval | NB | | | | SB | | | | Combined | | | | Day: | Thursday | |
|------------|-------|-------|-------|-----|-------|-------|-------|-----|----------|--------|-------|-------|------|----------|--|
| | AM | | PM | | AM | | PM | | AM | | PM | | | | |
| 12:00 | 6 | 11 | 188 | 621 | 4 | 12 | 81 | 357 | 10 | 23 | 269 | 978 | | | |
| 12:15 | 1 | | 142 | | 3 | | 74 | | 4 | | 216 | | | | |
| 12:30 | 2 | | 142 | | 2 | | 87 | | 4 | | 229 | | | | |
| 12:45 | 2 | | 149 | | 3 | | 115 | | 5 | | 264 | | | | |
| 01:00 | 5 | 17 | 128 | 712 | 2 | 10 | 104 | 418 | 7 | 27 | 232 | 1,130 | | | |
| 01:15 | 2 | | 188 | | 4 | | 116 | | 6 | | 304 | | | | |
| 01:30 | 10 | | 245 | | 1 | | 100 | | 11 | | 345 | | | | |
| 01:45 | 0 | | 151 | | 3 | | 98 | | 3 | | 249 | | | | |
| 02:00 | 8 | 20 | 178 | 598 | 2 | 11 | 104 | 364 | 10 | 31 | 282 | 962 | | | |
| 02:15 | 6 | | 155 | | 4 | | 85 | | 10 | | 240 | | | | |
| 02:30 | 4 | | 132 | | 2 | | 90 | | 6 | | 222 | | | | |
| 02:45 | 2 | | 133 | | 3 | | 85 | | 5 | | 218 | | | | |
| 03:00 | 0 | 10 | 158 | 566 | 1 | 6 | 59 | 335 | 1 | 16 | 217 | 901 | | | |
| 03:15 | 2 | | 130 | | 1 | | 81 | | 3 | | 211 | | | | |
| 03:30 | 6 | | 148 | | 2 | | 111 | | 8 | | 259 | | | | |
| 03:45 | 2 | | 130 | | 2 | | 84 | | 4 | | 214 | | | | |
| 04:00 | 4 | 14 | 144 | 563 | 0 | 12 | 50 | 270 | 4 | 26 | 194 | 833 | | | |
| 04:15 | 0 | | 137 | | 2 | | 75 | | 2 | | 212 | | | | |
| 04:30 | 6 | | 160 | | 8 | | 79 | | 14 | | 239 | | | | |
| 04:45 | 4 | | 122 | | 2 | | 66 | | 6 | | 188 | | | | |
| 05:00 | 4 | 62 | 136 | 532 | 6 | 57 | 60 | 261 | 10 | 119 | 196 | 793 | | | |
| 05:15 | 16 | | 120 | | 15 | | 74 | | 31 | | 194 | | | | |
| 05:30 | 16 | | 150 | | 18 | | 70 | | 34 | | 220 | | | | |
| 05:45 | 26 | | 126 | | 18 | | 57 | | 44 | | 183 | | | | |
| 06:00 | 20 | 111 | 111 | 390 | 24 | 102 | 59 | 213 | 44 | 213 | 170 | 603 | | | |
| 06:15 | 20 | | 84 | | 20 | | 57 | | 40 | | 141 | | | | |
| 06:30 | 27 | | 105 | | 26 | | 42 | | 53 | | 147 | | | | |
| 06:45 | 44 | | 90 | | 32 | | 55 | | 76 | | 145 | | | | |
| 07:00 | 58 | 379 | 85 | 263 | 57 | 423 | 46 | 171 | 115 | 802 | 131 | 434 | | | |
| 07:15 | 77 | | 56 | | 119 | | 50 | | 196 | | 106 | | | | |
| 07:30 | 112 | | 56 | | 127 | | 37 | | 239 | | 93 | | | | |
| 07:45 | 132 | | 66 | | 120 | | 38 | | 252 | | 104 | | | | |
| 08:00 | 108 | 432 | 51 | 195 | 78 | 346 | 36 | 116 | 186 | 778 | 87 | 311 | | | |
| 08:15 | 120 | | 46 | | 106 | | 30 | | 226 | | 76 | | | | |
| 08:30 | 108 | | 52 | | 92 | | 27 | | 200 | | 79 | | | | |
| 08:45 | 96 | | 46 | | 70 | | 23 | | 166 | | 69 | | | | |
| 09:00 | 118 | 410 | 31 | 124 | 78 | 288 | 30 | 84 | 196 | 698 | 61 | 208 | | | |
| 09:15 | 94 | | 29 | | 72 | | 23 | | 166 | | 52 | | | | |
| 09:30 | 92 | | 24 | | 60 | | 16 | | 152 | | 40 | | | | |
| 09:45 | 106 | | 40 | | 78 | | 15 | | 184 | | 55 | | | | |
| 10:00 | 133 | 589 | 26 | 56 | 86 | 328 | 18 | 57 | 219 | 917 | 44 | 113 | | | |
| 10:15 | 96 | | 14 | | 96 | | 14 | | 192 | | 28 | | | | |
| 10:30 | 156 | | 8 | | 78 | | 13 | | 234 | | 21 | | | | |
| 10:45 | 204 | | 8 | | 68 | | 12 | | 272 | | 20 | | | | |
| 11:00 | 184 | 577 | 13 | 45 | 84 | 330 | 6 | 31 | 268 | 907 | 19 | 76 | | | |
| 11:15 | 102 | | 9 | | 79 | | 9 | | 181 | | 18 | | | | |
| 11:30 | 162 | | 15 | | 81 | | 8 | | 243 | | 23 | | | | |
| 11:45 | 129 | | 8 | | 86 | | 8 | | 215 | | 16 | | | | |
| Totals | 2,632 | | 4,665 | | 1,925 | | 2,677 | | 4,557 | | 7,342 | | | | |
| Split% | 57.8 | | 63.5 | | 42.2 | | 36.5 | | | | | | | | |
| Day Totals | | 7,297 | | | | 4,602 | | | | 11,899 | | | | | |
| Day Splits | | 61.3 | | | | 38.7 | | | | | | | | | |
| Peak Hour | 10:45 | | 01:15 | | 07:15 | | 12:45 | | 10:15 | | 01:15 | | | | |
| Volume | 652 | | 762 | | 444 | | 435 | | 966 | | 1,180 | | | | |
| Factor | 0.80 | | 0.78 | | 0.87 | | 0.94 | | 0.89 | | 0.86 | | | | |

City of San Clemente Engineering Division

Project: Intersection Improvements
 Project Location: Vera Cruz & Costa
 Survey Location: Vera Cruz btw Sarmentoso & Costa

VeraCruz S. Sarmentoso_P
 Date Start: 22-Feb-18
 Date End: 08-Mar-18

| Start Time | 19-Feb-18 | | Tue | | Wed | | Thu | | Fri | | Sat | | Sun | | Week Average | | |
|------------|-----------|----|-----|----|-----|----|-----|-------|-------|-------|-------|-------|-------|-------|--------------|-------|-------|
| | NB | SB | NB | SB | NB | SB | NB | SB | NB | SB | NB | SB | NB | SB | NB | SB | |
| 12:00 AM | * | * | * | * | * | * | * | * | 10 | 8 | 25 | 12 | 18 | 10 | 18 | 10 | |
| 01:00 | * | * | * | * | * | * | * | * | 2 | 7 | 10 | 7 | 11 | 9 | 8 | 8 | |
| 02:00 | * | * | * | * | * | * | * | * | 4 | 3 | 11 | 6 | 10 | 5 | 8 | 5 | |
| 03:00 | * | * | * | * | * | * | * | * | 6 | 5 | 5 | 5 | 6 | 3 | 6 | 4 | |
| 04:00 | * | * | * | * | * | * | * | * | 3 | 8 | 7 | 9 | 1 | 11 | 4 | 9 | |
| 05:00 | * | * | * | * | * | * | * | * | 18 | 43 | 7 | 15 | 3 | 17 | 9 | 25 | |
| 06:00 | * | * | * | * | * | * | * | * | 62 | 123 | 19 | 53 | 21 | 32 | 34 | 69 | |
| 07:00 | * | * | * | * | * | * | * | * | 327 | 398 | 61 | 143 | 39 | 66 | 142 | 202 | |
| 08:00 | * | * | * | * | * | * | * | * | 354 | 311 | 105 | 173 | 81 | 163 | 180 | 216 | |
| 09:00 | * | * | * | * | * | * | * | * | 184 | 232 | 176 | 288 | 153 | 203 | 171 | 241 | |
| 10:00 | * | * | * | * | * | * | * | * | 215 | 224 | 254 | 321 | 188 | 226 | 219 | 257 | |
| 11:00 | * | * | * | * | * | * | * | 276 | 232 | 266 | 272 | 291 | 340 | 276 | 219 | 277 | 266 |
| 12:00 PM | * | * | * | * | * | * | * | 265 | 290 | 296 | 284 | 295 | 341 | 296 | 271 | 288 | 296 |
| 01:00 | * | * | * | * | * | * | * | 277 | 268 | 303 | 307 | 303 | 303 | 334 | 266 | 304 | 286 |
| 02:00 | * | * | * | * | * | * | * | 331 | 310 | 357 | 362 | 283 | 268 | 273 | 215 | 311 | 289 |
| 03:00 | * | * | * | * | * | * | * | 487 | 417 | 462 | 426 | 312 | 284 | 272 | 218 | 383 | 336 |
| 04:00 | * | * | * | * | * | * | * | 352 | 316 | 352 | 408 | 271 | 235 | 257 | 219 | 308 | 294 |
| 05:00 | * | * | * | * | * | * | * | 322 | 320 | 361 | 317 | 271 | 234 | 254 | 177 | 302 | 262 |
| 06:00 | * | * | * | * | * | * | * | 234 | 242 | 288 | 236 | 196 | 182 | 201 | 175 | 230 | 209 |
| 07:00 | * | * | * | * | * | * | * | 198 | 150 | 180 | 181 | 154 | 113 | 149 | 132 | 170 | 144 |
| 08:00 | * | * | * | * | * | * | * | 113 | 93 | 139 | 118 | 135 | 101 | 86 | 82 | 118 | 98 |
| 09:00 | * | * | * | * | * | * | * | 74 | 68 | 93 | 94 | 94 | 91 | 77 | 53 | 84 | 76 |
| 10:00 | * | * | * | * | * | * | * | 53 | 32 | 81 | 74 | 57 | 95 | 31 | 42 | 56 | 61 |
| 11:00 | * | * | * | * | * | * | * | 29 | 22 | 41 | 27 | 36 | 38 | 26 | 18 | 33 | 26 |
| Lane | 0 | 0 | 0 | 0 | 0 | 0 | 0 | 3011 | 2760 | 4404 | 4468 | 3378 | 3657 | 3063 | 2832 | 3663 | 3689 |
| Day | 0 | 0 | 0 | 0 | 0 | 0 | 0 | 5771 | 5771 | 8872 | 8872 | 7035 | 7035 | 5895 | 5895 | 7352 | 7352 |
| AM Peak | - | - | - | - | - | - | - | 11:00 | 11:00 | 08:00 | 07:00 | 11:00 | 11:00 | 11:00 | 10:00 | 11:00 | 11:00 |
| Vol. | - | - | - | - | - | - | - | 276 | 232 | 354 | 398 | 291 | 340 | 276 | 226 | 277 | 266 |
| PM Peak | - | - | - | - | - | - | - | 15:00 | 15:00 | 15:00 | 15:00 | 15:00 | 12:00 | 13:00 | 12:00 | 15:00 | 15:00 |
| Vol. | - | - | - | - | - | - | - | 487 | 417 | 462 | 426 | 312 | 341 | 334 | 271 | 383 | 336 |

City of San Clemente Engineering Division

Project: Intersection Improvements
 Project Location: Vera Cruz & Costa
 Survey Location: Vera Cruz btw Sarmientoso & Costa

VeraCruz S. Sarmientoso_P
 Date Start: 22-Feb-18
 Date End: 08-Mar-18

| Start Time | 26-Feb-18 | | Tue | | Wed | | Thu | | Fri | | Sat | | Sun | | Week Average | |
|------------|-----------|-------|-------|-------|-------|-------|-------|-------|-------|-------|-------|-------|-------|-------|--------------|-------|
| | NB | SB | NB | SB | NB | SB | NB | SB | NB | SB | NB | SB | NB | SB | NB | SB |
| 12:00 AM | 7 | 6 | 10 | 5 | 10 | 5 | 11 | 3 | 11 | 8 | 18 | 14 | 33 | 20 | 14 | 9 |
| 01:00 | 4 | 4 | 4 | 9 | 6 | 12 | 5 | 6 | 10 | 8 | 12 | 10 | 13 | 17 | 8 | 9 |
| 02:00 | 2 | 3 | 3 | 4 | 2 | 2 | 8 | 4 | 6 | 1 | 6 | 8 | 8 | 12 | 5 | 5 |
| 03:00 | 3 | 8 | 3 | 5 | 3 | 8 | 2 | 8 | 2 | 5 | 2 | 4 | 6 | 5 | 3 | 6 |
| 04:00 | 3 | 12 | 2 | 13 | 7 | 8 | 4 | 15 | 5 | 17 | 3 | 6 | 4 | 8 | 4 | 11 |
| 05:00 | 16 | 47 | 16 | 45 | 18 | 43 | 14 | 43 | 12 | 38 | 9 | 15 | 3 | 18 | 13 | 36 |
| 06:00 | 52 | 102 | 60 | 118 | 71 | 138 | 74 | 126 | 62 | 133 | 15 | 47 | 19 | 38 | 50 | 100 |
| 07:00 | 290 | 373 | 276 | 398 | 325 | 420 | 323 | 430 | 319 | 429 | 71 | 112 | 49 | 84 | 236 | 321 |
| 08:00 | 320 | 346 | 240 | 231 | 305 | 306 | 313 | 305 | 317 | 329 | 117 | 140 | 91 | 165 | 243 | 260 |
| 09:00 | 189 | 234 | 320 | 320 | 203 | 304 | 198 | 271 | 220 | 229 | 150 | 219 | 147 | 223 | 204 | 257 |
| 10:00 | 217 | 213 | 210 | 209 | 219 | 419 | 222 | 289 | 241 | 229 | 240 | 268 | 194 | 237 | 220 | 266 |
| 11:00 | 231 | 257 | 265 | 268 | 308 | 480 | 266 | 356 | 289 | 309 | 302 | 275 | 286 | 234 | 278 | 311 |
| 12:00 PM | 319 | 314 | 359 | 317 | 363 | 650 | 365 | 371 | 398 | 365 | 318 | 255 | 322 | 268 | 349 | 363 |
| 01:00 | 228 | 251 | 273 | 268 | 254 | 557 | 316 | 273 | 266 | 257 | 295 | 272 | 322 | 273 | 279 | 307 |
| 02:00 | 292 | 278 | 279 | 280 | 293 | 451 | 278 | 268 | 292 | 292 | 265 | 252 | 308 | 239 | 287 | 294 |
| 03:00 | 428 | 384 | 433 | 382 | 453 | 456 | 452 | 420 | 481 | 394 | 251 | 202 | 261 | 216 | 394 | 351 |
| 04:00 | 338 | 329 | 357 | 329 | 355 | 355 | 351 | 312 | 382 | 339 | 248 | 238 | 283 | 221 | 331 | 303 |
| 05:00 | 361 | 289 | 319 | 293 | 338 | 280 | 371 | 299 | 345 | 315 | 219 | 231 | 237 | 201 | 313 | 273 |
| 06:00 | 251 | 219 | 260 | 216 | 266 | 226 | 251 | 246 | 265 | 237 | 212 | 190 | 164 | 138 | 238 | 210 |
| 07:00 | 182 | 155 | 205 | 134 | 178 | 143 | 207 | 175 | 161 | 141 | 147 | 141 | 130 | 126 | 173 | 145 |
| 08:00 | 124 | 90 | 145 | 110 | 125 | 102 | 113 | 98 | 164 | 123 | 118 | 101 | 97 | 82 | 127 | 101 |
| 09:00 | 75 | 50 | 105 | 62 | 79 | 81 | 104 | 82 | 104 | 82 | 93 | 97 | 62 | 53 | 89 | 72 |
| 10:00 | 42 | 30 | 46 | 42 | 45 | 34 | 44 | 34 | 78 | 67 | 74 | 66 | 37 | 43 | 52 | 45 |
| 11:00 | 21 | 11 | 14 | 10 | 23 | 10 | 27 | 13 | 42 | 41 | 45 | 30 | 16 | 16 | 27 | 19 |
| Lane | 3995 | 4005 | 4204 | 4068 | 4249 | 5490 | 4319 | 4447 | 4472 | 4388 | 3230 | 3193 | 3092 | 2937 | 3937 | 4074 |
| Day | 8000 | | 8272 | | 9739 | | 8766 | | 8860 | | 6423 | | 6029 | | 8011 | |
| AM Peak | 08:00 | 07:00 | 09:00 | 07:00 | 07:00 | 11:00 | 07:00 | 07:00 | 07:00 | 07:00 | 11:00 | 11:00 | 11:00 | 10:00 | 11:00 | 07:00 |
| Vol. | 320 | 373 | 320 | 398 | 325 | 480 | 323 | 430 | 319 | 429 | 302 | 275 | 286 | 237 | 278 | 321 |
| PM Peak | 15:00 | 15:00 | 15:00 | 15:00 | 15:00 | 12:00 | 15:00 | 15:00 | 15:00 | 15:00 | 12:00 | 13:00 | 12:00 | 13:00 | 15:00 | 12:00 |
| Vol. | 428 | 384 | 433 | 382 | 453 | 650 | 452 | 420 | 481 | 394 | 318 | 272 | 322 | 273 | 394 | 363 |

City of San Clemente Engineering Division

Project: Intersection Improvements
 Project Location: Vera Cruz & Costa
 Survey Location: Vera Cruz btw Sarmentoso & Costa

VeraCruz S. Sarmentoso_P
 Date Start: 22-Feb-18
 Date End: 08-Mar-18

| Start Time | 05-Mar-18 | | Tue | | Wed | | Thu | | Fri | | Sat | | Sun | | Week Average | |
|------------|------------|------------|------------|------------|------------|------------|------------|------------|-----|----|-----|----|-----|----|--------------|------------|
| | NB | SB | NB | SB | NB | SB | NB | SB | NB | SB | NB | SB | NB | SB | NB | SB |
| 12:00 AM | 13 | 1 | 14 | 10 | 11 | 5 | 15 | 7 | * | * | * | * | * | * | 13 | 6 |
| 01:00 | 5 | 3 | 4 | 3 | 6 | 11 | 5 | 8 | * | * | * | * | * | * | 5 | 6 |
| 02:00 | 2 | 2 | 6 | 2 | 3 | 3 | 3 | 3 | * | * | * | * | * | * | 4 | 2 |
| 03:00 | 2 | 6 | 2 | 10 | 2 | 7 | 1 | 8 | * | * | * | * | * | * | 2 | 8 |
| 04:00 | 5 | 10 | 7 | 19 | 2 | 16 | 7 | 10 | * | * | * | * | * | * | 5 | 14 |
| 05:00 | 19 | 51 | 17 | 43 | 13 | 51 | 15 | 43 | * | * | * | * | * | * | 16 | 47 |
| 06:00 | 58 | 108 | 64 | 143 | 69 | 135 | 67 | 134 | * | * | * | * | * | * | 64 | 130 |
| 07:00 | 277 | 358 | 298 | 425 | 348 | 412 | 316 | 438 | * | * | * | * | * | * | 310 | 408 |
| 08:00 | 361 | 350 | 217 | 247 | 335 | 295 | 340 | 320 | * | * | * | * | * | * | 313 | 303 |
| 09:00 | 223 | 257 | 336 | 292 | 211 | 235 | 205 | 239 | * | * | * | * | * | * | 244 | 256 |
| 10:00 | 219 | 231 | 208 | 235 | 187 | 266 | 208 | 216 | * | * | * | * | * | * | 206 | 237 |
| 11:00 | 245 | 264 | 263 | 271 | 257 | 254 | * | * | * | * | * | * | * | * | 255 | 263 |
| 12:00 PM | 246 | 273 | 303 | 305 | 263 | 278 | * | * | * | * | * | * | * | * | 271 | 285 |
| 01:00 | 281 | 306 | 279 | 286 | 256 | 284 | * | * | * | * | * | * | * | * | 272 | 292 |
| 02:00 | 377 | 340 | 297 | 244 | 316 | 320 | * | * | * | * | * | * | * | * | 330 | 301 |
| 03:00 | 428 | 379 | 464 | 401 | 481 | 407 | * | * | * | * | * | * | * | * | 458 | 396 |
| 04:00 | 380 | 337 | 380 | 340 | 363 | 327 | * | * | * | * | * | * | * | * | 374 | 335 |
| 05:00 | 369 | 293 | 332 | 309 | 344 | 324 | * | * | * | * | * | * | * | * | 348 | 309 |
| 06:00 | 275 | 204 | 262 | 239 | 265 | 245 | * | * | * | * | * | * | * | * | 267 | 229 |
| 07:00 | 156 | 154 | 202 | 132 | 221 | 154 | * | * | * | * | * | * | * | * | 193 | 147 |
| 08:00 | 134 | 102 | 136 | 109 | 128 | 105 | * | * | * | * | * | * | * | * | 133 | 105 |
| 09:00 | 62 | 59 | 81 | 51 | 100 | 79 | * | * | * | * | * | * | * | * | 81 | 63 |
| 10:00 | 41 | 38 | 51 | 39 | 43 | 46 | * | * | * | * | * | * | * | * | 45 | 41 |
| 11:00 | 28 | 28 | 28 | 16 | 25 | 17 | * | * | * | * | * | * | * | * | 27 | 20 |
| Lane | 4206 | 4154 | 4251 | 4171 | 4249 | 4276 | 1182 | 1426 | 0 | 0 | 0 | 0 | 0 | 0 | 4236 | 4203 |
| Day | 8360 | | 8422 | | 8525 | | 2608 | | 0 | | 0 | | 0 | | 8439 | |
| AM Peak | 08:00 | 07:00 | 09:00 | 07:00 | 07:00 | 07:00 | 08:00 | 07:00 | - | - | - | - | - | - | 08:00 | 07:00 |
| Vol. | 361 | 358 | 336 | 425 | 348 | 412 | 340 | 438 | - | - | - | - | - | - | 313 | 408 |
| PM Peak | 15:00 | 15:00 | 15:00 | 15:00 | 15:00 | 15:00 | - | - | - | - | - | - | - | - | 15:00 | 15:00 |
| Vol. | 428 | 379 | 464 | 401 | 481 | 407 | - | - | - | - | - | - | - | - | 458 | 396 |

| | | | | | | | | |
|-------------|-----------|------------|-------|-------|-------|-------|-------|-------|
| Comb. Total | 16360 | 16694 | 18264 | 17145 | 17732 | 13458 | 11924 | 23802 |
| ADT | ADT 7,970 | AADT 7,970 | | | | | | |

Transportation Studies, Inc.

2640 Walnut Avenue, Suite L
Tustin, CA. 92780

Location : CAMINO VERA CRUZ
Segment : S/O AVENIDA VISTA HERMOSA
Client : CITY SAN CLEMENT

Site: AN CLEMENTE
Date: 12/20/18

| Interval | NB | | | | SB | | | | Combined | | Day: | Thursday |
|------------|-------|-------|-------|-----|-------|-------|-------|-----|----------|-----|-------|----------|
| | AM | | PM | | AM | | PM | | AM | PM | | |
| 12:00 | 4 | 9 | 100 | 416 | 4 | 14 | 96 | 394 | 8 | 23 | 196 | 810 |
| 12:15 | 1 | | 108 | | 2 | | 94 | | 3 | | 202 | |
| 12:30 | 1 | | 102 | | 4 | | 89 | | 5 | | 191 | |
| 12:45 | 3 | | 106 | | 4 | | 115 | | 7 | | 221 | |
| 01:00 | 0 | 4 | 101 | 517 | 0 | 8 | 88 | 443 | 0 | 12 | 189 | 960 |
| 01:15 | 0 | | 115 | | 4 | | 130 | | 4 | | 245 | |
| 01:30 | 2 | | 158 | | 1 | | 119 | | 3 | | 277 | |
| 01:45 | 2 | | 143 | | 3 | | 106 | | 5 | | 249 | |
| 02:00 | 1 | 13 | 118 | 474 | 2 | 10 | 109 | 452 | 3 | 23 | 227 | 926 |
| 02:15 | 5 | | 122 | | 2 | | 130 | | 7 | | 252 | |
| 02:30 | 6 | | 114 | | 3 | | 101 | | 9 | | 215 | |
| 02:45 | 1 | | 120 | | 3 | | 112 | | 4 | | 232 | |
| 03:00 | 0 | 2 | 139 | 483 | 1 | 7 | 97 | 436 | 1 | 9 | 236 | 919 |
| 03:15 | 0 | | 120 | | 0 | | 90 | | 0 | | 210 | |
| 03:30 | 1 | | 126 | | 0 | | 130 | | 1 | | 256 | |
| 03:45 | 1 | | 98 | | 6 | | 119 | | 7 | | 217 | |
| 04:00 | 1 | 9 | 116 | 451 | 1 | 12 | 92 | 377 | 2 | 21 | 208 | 828 |
| 04:15 | 1 | | 113 | | 4 | | 85 | | 5 | | 198 | |
| 04:30 | 6 | | 116 | | 4 | | 92 | | 10 | | 208 | |
| 04:45 | 1 | | 106 | | 3 | | 108 | | 4 | | 214 | |
| 05:00 | 4 | 32 | 100 | 413 | 7 | 50 | 81 | 315 | 11 | 82 | 181 | 728 |
| 05:15 | 7 | | 115 | | 9 | | 77 | | 16 | | 192 | |
| 05:30 | 7 | | 100 | | 13 | | 86 | | 20 | | 186 | |
| 05:45 | 14 | | 98 | | 21 | | 71 | | 35 | | 169 | |
| 06:00 | 13 | 81 | 92 | 327 | 22 | 104 | 61 | 261 | 35 | 185 | 153 | 588 |
| 06:15 | 11 | | 74 | | 19 | | 72 | | 30 | | 146 | |
| 06:30 | 22 | | 73 | | 23 | | 68 | | 45 | | 141 | |
| 06:45 | 35 | | 88 | | 40 | | 60 | | 75 | | 148 | |
| 07:00 | 42 | 266 | 62 | 210 | 58 | 444 | 64 | 232 | 100 | 710 | 126 | 442 |
| 07:15 | 44 | | 41 | | 124 | | 62 | | 168 | | 103 | |
| 07:30 | 96 | | 57 | | 126 | | 54 | | 222 | | 111 | |
| 07:45 | 84 | | 50 | | 136 | | 52 | | 220 | | 102 | |
| 08:00 | 71 | 304 | 43 | 148 | 83 | 401 | 52 | 167 | 154 | 705 | 95 | 315 |
| 08:15 | 82 | | 34 | | 114 | | 47 | | 196 | | 81 | |
| 08:30 | 87 | | 31 | | 110 | | 36 | | 197 | | 67 | |
| 08:45 | 64 | | 40 | | 94 | | 32 | | 158 | | 72 | |
| 09:00 | 78 | 302 | 30 | 108 | 63 | 312 | 24 | 110 | 141 | 614 | 54 | 218 |
| 09:15 | 86 | | 32 | | 84 | | 40 | | 170 | | 72 | |
| 09:30 | 62 | | 26 | | 67 | | 28 | | 129 | | 54 | |
| 09:45 | 76 | | 20 | | 98 | | 18 | | 174 | | 38 | |
| 10:00 | 80 | 393 | 27 | 66 | 78 | 348 | 26 | 75 | 158 | 741 | 53 | 141 |
| 10:15 | 82 | | 15 | | 96 | | 18 | | 178 | | 33 | |
| 10:30 | 103 | | 14 | | 78 | | 16 | | 181 | | 30 | |
| 10:45 | 128 | | 10 | | 96 | | 15 | | 224 | | 25 | |
| 11:00 | 124 | 431 | 10 | 31 | 110 | 385 | 8 | 31 | 234 | 816 | 18 | 62 |
| 11:15 | 104 | | 9 | | 102 | | 10 | | 206 | | 19 | |
| 11:30 | 95 | | 9 | | 71 | | 6 | | 166 | | 15 | |
| 11:45 | 108 | | 3 | | 102 | | 7 | | 210 | | 10 | |
| Totals | 1,846 | | 3,644 | | 2,095 | | 3,293 | | 3,941 | | 6,937 | |
| Split% | 46.8 | | 52.5 | | 53.2 | | 47.5 | | | | | |
| Day Totals | | 5,490 | | | | 5,388 | | | 10,878 | | | |
| Day Splits | | 50.5 | | | | 49.5 | | | | | | |
| Peak Hour | 10:30 | | 01:30 | | 07:15 | | 01:15 | | 10:30 | | 01:30 | |
| Volume | 459 | | 541 | | 469 | | 464 | | 845 | | 1,005 | |
| Factor | 0.90 | | 0.86 | | 0.86 | | 0.89 | | 0.90 | | 0.91 | |

Transportation Studies, Inc.

2640 Walnut Avenue, Suite L
Tustin, CA. 92780

Location : CAMINO VERA CRUZ
Segment : S/O CALLE SARMENTOSO
Client : CITY SAN CLEMENT

Site: AN CLEMENTE
Date: 12/20/18

| Interval | SB | | | | NB | | | | Combined | | | | Day: | Thursday |
|------------|-------|-------|-------|-----|-------|-------|-------|-----|----------|-------|-------|-----|------|----------|
| | AM | | PM | | AM | | PM | | AM | | PM | | | |
| 12:00 | 2 | 10 | 71 | 294 | 3 | 13 | 80 | 324 | 5 | 23 | 151 | 618 | | |
| 12:15 | 7 | | 66 | | 3 | | 76 | | 10 | | 142 | | | |
| 12:30 | 0 | | 76 | | 2 | | 72 | | 2 | | 148 | | | |
| 12:45 | 1 | | 81 | | 5 | | 96 | | 6 | | 177 | | | |
| 01:00 | 1 | 10 | 86 | 403 | 1 | 4 | 74 | 378 | 2 | 14 | 160 | 781 | | |
| 01:15 | 2 | | 111 | | 1 | | 94 | | 3 | | 205 | | | |
| 01:30 | 4 | | 96 | | 1 | | 96 | | 5 | | 192 | | | |
| 01:45 | 3 | | 110 | | 1 | | 114 | | 4 | | 224 | | | |
| 02:00 | 2 | 7 | 102 | 354 | 2 | 11 | 112 | 386 | 4 | 18 | 214 | 740 | | |
| 02:15 | 1 | | 82 | | 5 | | 106 | | 6 | | 188 | | | |
| 02:30 | 2 | | 96 | | 3 | | 84 | | 5 | | 180 | | | |
| 02:45 | 2 | | 74 | | 1 | | 84 | | 3 | | 158 | | | |
| 03:00 | 0 | 6 | 78 | 436 | 0 | 2 | 95 | 463 | 0 | 8 | 173 | 899 | | |
| 03:15 | 2 | | 118 | | 0 | | 136 | | 2 | | 254 | | | |
| 03:30 | 2 | | 147 | | 0 | | 150 | | 2 | | 297 | | | |
| 03:45 | 2 | | 93 | | 2 | | 82 | | 4 | | 175 | | | |
| 04:00 | 3 | 12 | 71 | 310 | 2 | 8 | 104 | 355 | 5 | 20 | 175 | 665 | | |
| 04:15 | 1 | | 90 | | 0 | | 90 | | 1 | | 180 | | | |
| 04:30 | 3 | | 69 | | 5 | | 85 | | 8 | | 154 | | | |
| 04:45 | 5 | | 80 | | 1 | | 76 | | 6 | | 156 | | | |
| 05:00 | 8 | 42 | 81 | 303 | 1 | 10 | 96 | 339 | 9 | 52 | 177 | 642 | | |
| 05:15 | 8 | | 80 | | 1 | | 96 | | 9 | | 176 | | | |
| 05:30 | 9 | | 80 | | 2 | | 79 | | 11 | | 159 | | | |
| 05:45 | 17 | | 62 | | 6 | | 68 | | 23 | | 130 | | | |
| 06:00 | 21 | 99 | 66 | 237 | 9 | 43 | 78 | 288 | 30 | 142 | 144 | 525 | | |
| 06:15 | 18 | | 72 | | 9 | | 78 | | 27 | | 150 | | | |
| 06:30 | 24 | | 48 | | 9 | | 66 | | 33 | | 114 | | | |
| 06:45 | 36 | | 51 | | 16 | | 66 | | 52 | | 117 | | | |
| 07:00 | 50 | 438 | 52 | 185 | 28 | 305 | 52 | 181 | 78 | 743 | 104 | 366 | | |
| 07:15 | 134 | | 46 | | 60 | | 44 | | 194 | | 90 | | | |
| 07:30 | 163 | | 41 | | 111 | | 46 | | 274 | | 87 | | | |
| 07:45 | 91 | | 46 | | 106 | | 39 | | 197 | | 85 | | | |
| 08:00 | 65 | 324 | 34 | 139 | 66 | 311 | 34 | 135 | 131 | 635 | 68 | 274 | | |
| 08:15 | 81 | | 35 | | 90 | | 30 | | 171 | | 65 | | | |
| 08:30 | 102 | | 35 | | 102 | | 36 | | 204 | | 71 | | | |
| 08:45 | 76 | | 35 | | 53 | | 35 | | 129 | | 70 | | | |
| 09:00 | 62 | 255 | 25 | 98 | 56 | 228 | 30 | 111 | 118 | 483 | 55 | 209 | | |
| 09:15 | 71 | | 38 | | 64 | | 32 | | 135 | | 70 | | | |
| 09:30 | 52 | | 25 | | 48 | | 29 | | 100 | | 54 | | | |
| 09:45 | 70 | | 10 | | 60 | | 20 | | 130 | | 30 | | | |
| 10:00 | 62 | 276 | 28 | 69 | 42 | 267 | 22 | 76 | 104 | 543 | 50 | 145 | | |
| 10:15 | 66 | | 14 | | 63 | | 22 | | 129 | | 36 | | | |
| 10:30 | 67 | | 18 | | 70 | | 17 | | 137 | | 35 | | | |
| 10:45 | 81 | | 9 | | 92 | | 15 | | 173 | | 24 | | | |
| 11:00 | 80 | 342 | 10 | 30 | 89 | 305 | 6 | 40 | 169 | 647 | 16 | 70 | | |
| 11:15 | 64 | | 9 | | 76 | | 16 | | 140 | | 25 | | | |
| 11:30 | 90 | | 4 | | 64 | | 8 | | 154 | | 12 | | | |
| 11:45 | 108 | | 7 | | 76 | | 10 | | 184 | | 17 | | | |
| Totals | 1,821 | | 2,858 | | 1,507 | | 3,076 | | 3,328 | | 5,934 | | | |
| Split% | 54.7 | | 48.2 | | 45.3 | | 51.8 | | | | | | | |
| Day Totals | | 4,679 | | | | 4,583 | | | | 9,262 | | | | |
| Day Splits | | 50.5 | | | | 49.5 | | | | | | | | |
| Peak Hour | 07:15 | | 03:00 | | 07:30 | | 03:15 | | 07:15 | | 03:15 | | | |
| Volume | 453 | | 436 | | 373 | | 472 | | 796 | | 901 | | | |
| Factor | 0.69 | | 0.74 | | 0.84 | | 0.79 | | 0.73 | | 0.76 | | | |

Transportation Studies, Inc.

2640 Walnut Avenue, Suite L
Tustin, CA. 92780

Location : CAMINO VERA CRUZ
Segment : S/O CAMINO DE LOS MARES
Client : CITY SAN CLEMENT

Site: AN CLEMENTE
Date: 12/20/18

| Interval | NB | | | | SB | | | | Combined | | Day: | Thursday |
|------------|-------|-------|-------|-----|-------|-------|-------|-----|----------|-------|-------|----------|
| | AM | | PM | | AM | | PM | | AM | PM | | |
| 12:00 | 2 | 11 | 74 | 305 | 4 | 18 | 74 | 302 | 6 | 29 | 148 | 607 |
| 12:15 | 3 | | 67 | | 6 | | 74 | | 9 | | 141 | |
| 12:30 | 3 | | 76 | | 4 | | 68 | | 7 | | 144 | |
| 12:45 | 3 | | 88 | | 4 | | 86 | | 7 | | 174 | |
| 01:00 | 3 | 7 | 78 | 347 | 2 | 11 | 89 | 408 | 5 | 18 | 167 | 755 |
| 01:15 | 3 | | 91 | | 3 | | 95 | | 6 | | 186 | |
| 01:30 | 0 | | 84 | | 2 | | 94 | | 2 | | 178 | |
| 01:45 | 1 | | 94 | | 4 | | 130 | | 5 | | 224 | |
| 02:00 | 3 | 9 | 112 | 420 | 4 | 9 | 122 | 374 | 7 | 18 | 234 | 794 |
| 02:15 | 4 | | 133 | | 0 | | 73 | | 4 | | 206 | |
| 02:30 | 1 | | 94 | | 3 | | 91 | | 4 | | 185 | |
| 02:45 | 1 | | 81 | | 2 | | 88 | | 3 | | 169 | |
| 03:00 | 2 | 5 | 80 | 463 | 0 | 5 | 96 | 462 | 2 | 10 | 176 | 925 |
| 03:15 | 0 | | 110 | | 1 | | 138 | | 1 | | 248 | |
| 03:30 | 1 | | 178 | | 3 | | 114 | | 4 | | 292 | |
| 03:45 | 2 | | 95 | | 1 | | 114 | | 3 | | 209 | |
| 04:00 | 1 | 17 | 106 | 372 | 0 | 5 | 78 | 351 | 1 | 22 | 184 | 723 |
| 04:15 | 1 | | 102 | | 1 | | 100 | | 2 | | 202 | |
| 04:30 | 6 | | 86 | | 2 | | 83 | | 8 | | 169 | |
| 04:45 | 9 | | 78 | | 2 | | 90 | | 11 | | 168 | |
| 05:00 | 5 | 46 | 82 | 306 | 3 | 35 | 86 | 385 | 8 | 81 | 168 | 691 |
| 05:15 | 12 | | 88 | | 9 | | 104 | | 21 | | 192 | |
| 05:30 | 11 | | 81 | | 8 | | 107 | | 19 | | 188 | |
| 05:45 | 18 | | 55 | | 15 | | 88 | | 33 | | 143 | |
| 06:00 | 23 | 116 | 72 | 269 | 16 | 85 | 84 | 324 | 39 | 201 | 156 | 593 |
| 06:15 | 24 | | 70 | | 17 | | 88 | | 41 | | 158 | |
| 06:30 | 33 | | 62 | | 18 | | 73 | | 51 | | 135 | |
| 06:45 | 36 | | 65 | | 34 | | 79 | | 70 | | 144 | |
| 07:00 | 45 | 378 | 50 | 180 | 43 | 367 | 64 | 236 | 88 | 745 | 114 | 416 |
| 07:15 | 57 | | 46 | | 106 | | 52 | | 163 | | 98 | |
| 07:30 | 132 | | 35 | | 134 | | 57 | | 266 | | 92 | |
| 07:45 | 144 | | 49 | | 84 | | 63 | | 228 | | 112 | |
| 08:00 | 94 | 426 | 38 | 146 | 64 | 320 | 51 | 201 | 158 | 746 | 89 | 347 |
| 08:15 | 98 | | 31 | | 100 | | 49 | | 198 | | 80 | |
| 08:30 | 152 | | 36 | | 98 | | 49 | | 250 | | 85 | |
| 08:45 | 82 | | 41 | | 58 | | 52 | | 140 | | 93 | |
| 09:00 | 74 | 325 | 35 | 117 | 62 | 230 | 34 | 121 | 136 | 555 | 69 | 238 |
| 09:15 | 93 | | 28 | | 58 | | 34 | | 151 | | 62 | |
| 09:30 | 77 | | 26 | | 56 | | 33 | | 133 | | 59 | |
| 09:45 | 81 | | 28 | | 54 | | 20 | | 135 | | 48 | |
| 10:00 | 64 | 298 | 15 | 68 | 54 | 236 | 29 | 79 | 118 | 534 | 44 | 147 |
| 10:15 | 74 | | 22 | | 61 | | 21 | | 135 | | 43 | |
| 10:30 | 80 | | 19 | | 59 | | 17 | | 139 | | 36 | |
| 10:45 | 80 | | 12 | | 62 | | 12 | | 142 | | 24 | |
| 11:00 | 102 | 347 | 6 | 25 | 68 | 316 | 13 | 34 | 170 | 663 | 19 | 59 |
| 11:15 | 80 | | 8 | | 77 | | 9 | | 157 | | 17 | |
| 11:30 | 73 | | 9 | | 87 | | 6 | | 160 | | 15 | |
| 11:45 | 92 | | 2 | | 84 | | 6 | | 176 | | 8 | |
| Totals | 1,985 | | 3,018 | | 1,637 | | 3,277 | | 3,622 | | 6,295 | |
| Split% | 54.8 | | 47.9 | | 45.2 | | 52.1 | | | | | |
| Day Totals | | 5,003 | | | | 4,914 | | | | 9,917 | | |
| Day Splits | | 50.4 | | | | 49.6 | | | | | | |
| Peak Hour | 07:45 | | 03:15 | | 07:15 | | 03:00 | | 07:30 | | 03:15 | |
| Volume | 488 | | 489 | | 388 | | 462 | | 850 | | 933 | |
| Factor | 0.80 | | 0.69 | | 0.72 | | 0.84 | | 0.80 | | 0.80 | |

Transportation Studies, Inc.

2640 Walnut Avenue, Suite L
Tustin, CA. 92780

Location : CAMINO VERA CRUZ
Segment : S/O VIA BLANCO
Client : CITY SAN CLEMENT

Site: AN CLEMENTE
Date: 12/20/18

| Interval | SB | | | NB | | | Combined | | Day: | Thursday |
|------------|-------|-------|-------|-----|-------|-----|----------|--------|-------|----------|
| | AM | PM | AM | PM | AM | PM | | | | |
| 12:00 | 2 | 82 | 5 | 12 | 94 | 365 | 7 | 24 | 176 | 694 |
| 12:15 | 8 | 76 | 2 | | 86 | | 10 | | 162 | |
| 12:30 | 0 | 79 | 2 | | 86 | | 2 | | 165 | |
| 12:45 | 2 | 92 | 3 | | 99 | | 5 | | 191 | |
| 01:00 | 2 | 104 | 2 | 7 | 88 | 458 | 4 | 16 | 192 | 862 |
| 01:15 | 1 | 105 | 2 | | 96 | | 3 | | 201 | |
| 01:30 | 3 | 100 | 2 | | 132 | | 5 | | 232 | |
| 01:45 | 3 | 95 | 1 | | 142 | | 4 | | 237 | |
| 02:00 | 4 | 142 | 4 | 16 | 112 | 390 | 8 | 25 | 254 | 843 |
| 02:15 | 1 | 114 | 6 | | 100 | | 7 | | 214 | |
| 02:30 | 2 | 107 | 4 | | 90 | | 6 | | 197 | |
| 02:45 | 2 | 90 | 2 | | 88 | | 4 | | 178 | |
| 03:00 | 1 | 74 | 0 | 2 | 158 | 577 | 1 | 10 | 232 | 1.109 |
| 03:15 | 2 | 112 | 0 | | 192 | | 2 | | 304 | |
| 03:30 | 2 | 230 | 0 | | 135 | | 2 | | 365 | |
| 03:45 | 3 | 116 | 2 | | 92 | | 5 | | 208 | |
| 04:00 | 3 | 80 | 2 | 10 | 100 | 408 | 5 | 24 | 180 | 759 |
| 04:15 | 1 | 94 | 0 | | 107 | | 1 | | 201 | |
| 04:30 | 3 | 82 | 6 | | 100 | | 9 | | 182 | |
| 04:45 | 7 | 95 | 2 | | 101 | | 9 | | 196 | |
| 05:00 | 6 | 83 | 1 | 13 | 114 | 383 | 7 | 62 | 197 | 702 |
| 05:15 | 11 | 90 | 1 | | 96 | | 12 | | 186 | |
| 05:30 | 10 | 82 | 4 | | 95 | | 14 | | 177 | |
| 05:45 | 22 | 64 | 7 | | 78 | | 29 | | 142 | |
| 06:00 | 28 | 70 | 8 | 57 | 89 | 317 | 36 | 175 | 159 | 586 |
| 06:15 | 17 | 77 | 9 | | 80 | | 26 | | 157 | |
| 06:30 | 28 | 54 | 10 | | 78 | | 38 | | 132 | |
| 06:45 | 45 | 68 | 30 | | 70 | | 75 | | 138 | |
| 07:00 | 70 | 52 | 34 | 372 | 65 | 213 | 104 | 908 | 117 | 409 |
| 07:15 | 164 | 58 | 100 | | 50 | | 264 | | 108 | |
| 07:30 | 192 | 42 | 152 | | 56 | | 344 | | 98 | |
| 07:45 | 110 | 44 | 86 | | 42 | | 196 | | 86 | |
| 08:00 | 82 | 33 | 68 | 390 | 38 | 168 | 150 | 849 | 71 | 314 |
| 08:15 | 115 | 39 | 142 | | 40 | | 257 | | 79 | |
| 08:30 | 166 | 38 | 132 | | 46 | | 298 | | 84 | |
| 08:45 | 96 | 36 | 48 | | 44 | | 144 | | 80 | |
| 09:00 | 68 | 28 | 68 | 247 | 44 | 140 | 136 | 547 | 72 | 241 |
| 09:15 | 82 | 36 | 64 | | 32 | | 146 | | 68 | |
| 09:30 | 68 | 24 | 53 | | 34 | | 121 | | 58 | |
| 09:45 | 82 | 13 | 62 | | 30 | | 144 | | 43 | |
| 10:00 | 67 | 22 | 54 | 313 | 30 | 86 | 121 | 623 | 52 | 153 |
| 10:15 | 78 | 18 | 70 | | 22 | | 148 | | 40 | |
| 10:30 | 75 | 18 | 77 | | 21 | | 152 | | 39 | |
| 10:45 | 90 | 9 | 112 | | 13 | | 202 | | 22 | |
| 11:00 | 94 | 12 | 98 | 344 | 8 | 45 | 192 | 719 | 20 | 78 |
| 11:15 | 75 | 9 | 86 | | 16 | | 161 | | 25 | |
| 11:30 | 86 | 5 | 86 | | 9 | | 172 | | 14 | |
| 11:45 | 120 | 7 | 74 | | 12 | | 194 | | 19 | |
| Totals | 2,199 | 3,200 | 1,783 | | 3,550 | | 3,982 | | 6,750 | |
| Split% | 55.2 | 47.4 | 44.8 | | 52.6 | | | | | |
| Day Totals | | 5,399 | | | 5,333 | | | 10,732 | | |
| Day Splits | | 50.3 | | | 49.7 | | | | | |
| Peak Hour | 07:15 | 03:15 | 07:30 | | 03:00 | | 07:15 | | 03:00 | |
| Volume | 548 | 538 | 448 | | 577 | | 954 | | 1,109 | |
| Factor | 0.71 | 0.58 | 0.74 | | 0.75 | | 0.69 | | 0.76 | |

Transportation Studies, Inc.

2640 Walnut Avenue, Suite L
Tustin, CA. 92780

Location : AVENIDA VICTORIA
Segment : W/O EL CAMINO REAL
Client : CITY SAN CLEMENT

Site: AN CLEMENTE
Date: 01/09/19

| Interval | WB | | | EB | | | Combined | | Day: | Wednesday | | |
|------------|-------|-------|-------|-----|-------|-------|----------|-----|-------|-----------|-------|-----|
| | AM | PM | | AM | PM | | AM | PM | | | | |
| 12:00 | 1 | 12 | 30 | 105 | 0 | 8 | 54 | 208 | 1 | 20 | 84 | 313 |
| 12:15 | 2 | | 27 | | 3 | | 54 | | 5 | | 81 | |
| 12:30 | 7 | | 22 | | 1 | | 52 | | 8 | | 74 | |
| 12:45 | 2 | | 26 | | 4 | | 48 | | 6 | | 74 | |
| 01:00 | 1 | 3 | 22 | 125 | 0 | 1 | 68 | 203 | 1 | 4 | 90 | 328 |
| 01:15 | 0 | | 32 | | 0 | | 60 | | 0 | | 92 | |
| 01:30 | 2 | | 39 | | 1 | | 41 | | 3 | | 80 | |
| 01:45 | 0 | | 32 | | 0 | | 34 | | 0 | | 66 | |
| 02:00 | 0 | 0 | 32 | 111 | 0 | 2 | 30 | 151 | 0 | 2 | 62 | 262 |
| 02:15 | 0 | | 24 | | 0 | | 31 | | 0 | | 55 | |
| 02:30 | 0 | | 31 | | 1 | | 46 | | 1 | | 77 | |
| 02:45 | 0 | | 24 | | 1 | | 44 | | 1 | | 68 | |
| 03:00 | 6 | 6 | 26 | 128 | 0 | 6 | 43 | 190 | 6 | 12 | 69 | 318 |
| 03:15 | 0 | | 30 | | 1 | | 51 | | 1 | | 81 | |
| 03:30 | 0 | | 44 | | 2 | | 48 | | 2 | | 92 | |
| 03:45 | 0 | | 28 | | 3 | | 48 | | 3 | | 76 | |
| 04:00 | 0 | 1 | 38 | 134 | 0 | 20 | 46 | 210 | 0 | 21 | 84 | 344 |
| 04:15 | 0 | | 36 | | 5 | | 54 | | 5 | | 90 | |
| 04:30 | 0 | | 28 | | 6 | | 46 | | 6 | | 74 | |
| 04:45 | 1 | | 32 | | 9 | | 64 | | 10 | | 96 | |
| 05:00 | 0 | 7 | 36 | 146 | 14 | 56 | 60 | 232 | 14 | 63 | 96 | 378 |
| 05:15 | 2 | | 30 | | 7 | | 58 | | 9 | | 88 | |
| 05:30 | 2 | | 36 | | 15 | | 58 | | 17 | | 94 | |
| 05:45 | 3 | | 44 | | 20 | | 56 | | 23 | | 100 | |
| 06:00 | 4 | 27 | 30 | 137 | 20 | 124 | 49 | 169 | 24 | 151 | 79 | 306 |
| 06:15 | 2 | | 33 | | 30 | | 48 | | 32 | | 81 | |
| 06:30 | 8 | | 36 | | 34 | | 40 | | 42 | | 76 | |
| 06:45 | 13 | | 38 | | 40 | | 32 | | 53 | | 70 | |
| 07:00 | 8 | 44 | 17 | 97 | 44 | 231 | 32 | 128 | 52 | 275 | 49 | 225 |
| 07:15 | 11 | | 28 | | 50 | | 39 | | 61 | | 67 | |
| 07:30 | 7 | | 34 | | 81 | | 27 | | 88 | | 61 | |
| 07:45 | 18 | | 18 | | 56 | | 30 | | 74 | | 48 | |
| 08:00 | 21 | 93 | 22 | 75 | 72 | 286 | 22 | 86 | 93 | 379 | 44 | 161 |
| 08:15 | 29 | | 20 | | 68 | | 19 | | 97 | | 39 | |
| 08:30 | 17 | | 16 | | 88 | | 28 | | 105 | | 44 | |
| 08:45 | 26 | | 17 | | 58 | | 17 | | 84 | | 34 | |
| 09:00 | 24 | 80 | 16 | 59 | 56 | 184 | 14 | 59 | 80 | 264 | 30 | 118 |
| 09:15 | 12 | | 20 | | 40 | | 14 | | 52 | | 34 | |
| 09:30 | 27 | | 12 | | 32 | | 20 | | 59 | | 32 | |
| 09:45 | 17 | | 11 | | 56 | | 11 | | 73 | | 22 | |
| 10:00 | 26 | 100 | 14 | 42 | 38 | 176 | 12 | 34 | 64 | 276 | 26 | 76 |
| 10:15 | 16 | | 8 | | 49 | | 6 | | 65 | | 14 | |
| 10:30 | 31 | | 8 | | 43 | | 10 | | 74 | | 18 | |
| 10:45 | 27 | | 12 | | 46 | | 6 | | 73 | | 18 | |
| 11:00 | 30 | 115 | 4 | 21 | 48 | 182 | 4 | 16 | 78 | 297 | 8 | 37 |
| 11:15 | 33 | | 7 | | 46 | | 8 | | 79 | | 15 | |
| 11:30 | 26 | | 4 | | 42 | | 2 | | 68 | | 6 | |
| 11:45 | 26 | | 6 | | 46 | | 2 | | 72 | | 8 | |
| Totals | 488 | | 1,180 | | 1,276 | | 1,686 | | 1,764 | | 2,866 | |
| Split% | 27.7 | | 41.2 | | 72.3 | | 58.8 | | | | | |
| Day Totals | | 1,668 | | | | 2,962 | | | | 4,630 | | |
| Day Splits | | 36.0 | | | | 64.0 | | | | | | |
| Peak Hour | 10:30 | | 03:30 | | 08:00 | | 04:45 | | 08:00 | | 05:00 | |
| Volume | 121 | | 146 | | 286 | | 240 | | 379 | | 378 | |
| Factor | 0.92 | | 0.83 | | 0.81 | | 0.94 | | 0.90 | | 0.94 | |