



# **CITY OF SAN CLEMENTE**

## **2019-2020 CONSOLIDATED ANNUAL PERFORMANCE & EVALUATION REPORT**

September 30, 2020

## Contents

CR-05 - Goals and Outcomes .....	1
CR-10 - Racial and Ethnic composition of families assisted.....	6
CR-15 - Resources and Investments 91.520(a).....	7
CR-20 - Affordable Housing 91.520(b).....	9
CR-25 - Homeless and Other Special Needs 91.220(d, e); 91.320(d, e); 91.520(c) .....	11
CR-30 - Public Housing 91.220(h); 91.320(j).....	13
CR-35 - Other Actions 91.220(j)-(k); 91.320(i)-(j) .....	14
CR-40 - Monitoring 91.220 and 91.230 .....	17
CR-45 - CDBG 91.520(c) .....	19

## Attachments

Attachment 1: Public Notice & Summary of Public Comments

Attachment 2: Map of San Clemente CDBG Target Areas

Attachment 3: Summary of Fair Housing Impediments & Actions to Address Impediments

Attachment 4: IDIS Reports:

- PR03: CDBG Activity Summary Report (GPR) for Program Year 2019
- PR26: CDBG Financial Summary Report 2019

## **CR-05 - Goals and Outcomes**

### **Progress the jurisdiction has made in carrying out its strategic plan and its action plan. 91.520(a)**

The City of San Clemente is a recipient of Community Development Block Grant (CDBG) funds from the U.S. Department of Housing and Urban Development (HUD). CDBG funds may be used for various activities provided the majority of beneficiaries meet HUD's definition of a low- and moderate-income individual. To receive CDBG funds, the City is required to prepare a strategic plan that identifies housing and community needs, prioritizes needs, and identifies programs and goals to address priority needs. This strategic plan is known as the Consolidated Plan. The Current Consolidated Plan was approved by the City Council in June 2016 for the four-year period of Fiscal Year (FY) 2016-2017 through FY 2019-2020. On an annual basis, the City prepares an expenditure plan (the Annual Action Plan) that lists specific activities the City will carry out with CDBG funds that meet the housing and community needs identified in the Consolidated Plan. At the end of each fiscal year, the City is required to prepare an accomplishment report. This report is known as the Consolidated Annual Performance and Evaluation Report or CAPER. In addition to comparing planned versus actual accomplishments for the respective fiscal year, the CAPER also tracks the City's progress toward meeting the four-year goals established in the Consolidated Plan.

The 2019-2020 CAPER summarizes the CDBG-funded activities undertaken by the City from July 1, 2019, through June 30, 2020 (FY 2019-20). FY 2019-20 is the fourth year of the four years covered by the current Consolidated Plan. Accomplishment highlights for the year include the following:

- Rehabilitation assistance was provided to three lower-income homeowners. No rental units were rehabilitated.
- Over 3,800 lower-income residents were assisted with various safety net social service programs such as reduced cost medical services, youth recreation programs, counseling for domestic violence victims, and housing and support services for the near-homeless and the homeless.
- Construction of sidewalks benefitting residential neighborhoods – one project was completed during the reporting period, and the design and engineering of a second was initiated during the reporting period.
- Fair housing counseling and services were available to San Clemente tenants, landlords, and property owners.

Finally, the Orange County Housing Authority (OCHA) reports that it assisted 146 San Clemente renter households with a rental assistance voucher or certificate during the reporting period.

**Comparison of the proposed versus actual outcomes for each outcome measure submitted with the consolidated plan and explain, if applicable, why progress was not made toward meeting goals and objectives. 91.520(g)**

Table 1 lists the goals, categories, funding sources and amounts, goal outcome indicators, and targets/actual outcomes/outputs and percentage completed for the four-year Consolidated Plan period and FY 2019-20 (Year 4 of the Consolidated Plan).

**Table 1 - Accomplishments – Program Year & Strategic Plan to Date**

Goal	Category	Source / Amount	Indicator	Unit of Measure	Expected 4 Yr. Strategic Plan	Actual 4 Yr. Strategic Plan	Percent Complete 4 Yr.	Expected Program FY 19-20	Actual Program FY 19-20	Percent Complete Program FY 19-20
Affordable Housing Development	Affordable Housing	CDBG: \$0	Rental units constructed	Household Housing Unit	1	0	0.00%	0	0	NA
Commercial Rehabilitation	Non-Housing Community Development	CDBG: \$3,900	Facade treatment/business building rehabilitation	Businesses Assisted	20	4	20.00%	5	2	40.00%
Fair Housing Services	Administration	CDBG: \$4,465	Other	Other	400	221	55.25%	80	45	56.25%
Program Administration	Administration	CDBG: \$62,328	Other	Other	4	4	100.00%	1	1	100.00%
Public Facility Improvements	Non-Housing Community Development	CDBG: \$0	Public Facility or Infrastructure Activities other than Low/Moderate Income Housing Benefit	Persons Assisted	5,000	1,965	39.30%	0	0	0.00%

Goal	Category	Source / Amount	Indicator	Unit of Measure	Expected 4 Yr. Strategic Plan	Actual 4 Yr. Strategic Plan	Percent Complete 4 Yr.	Expected Program FY 19-20	Actual Program FY 19-20	Percent Complete Program FY 19-20
Public Infrastructure Improvements	Non-Housing Community Development	CDBG: \$334,019 <sup>1</sup>	Public Facility or Infrastructure Activities other than Low/Moderate Income Housing Benefit	Persons Assisted	10,000	7,025	70.25%	1,810	2,905	160.50%
Public Services	Non-Housing Community Development	CDBG: \$29,617 <sup>2</sup>	Public service activities other than Low/Moderate Income Housing Benefit	Persons Assisted	10,000	12,657	126.57%	3,127	3,776	120.75%
Public Services	Non-Housing Community Development	CDBG: \$18,235 <sup>3</sup>	Homeless Person Overnight Shelter	Persons Assisted	25	212 <sup>3</sup>	848.00%	63	29	46.03%
Rental Housing Rehab	Affordable Housing	CDBG: \$0	Rental units rehabilitated	Household Housing Unit	4	1	25.00%	0	0	0.00%
Single-Family Housing Rehab	Affordable Housing	CDBG: \$68,333	Homeowner Housing Rehabilitated	Household Housing Unit	20	7	35.00%	4	3	75.00%

1. "Amount" equals total expended on Palizada Sidewalk Improvements (\$218,681) plus Cabrillo Sidewalk \$115,338).

2. "Amount" equals total expended by Camino Health Center and Fun On The Run. Neither programs have an "overnight shelter" component.

3. "Amount" equals total expended by Family Assistance Ministries and Laura's House. Neither program expenditures are exclusively "overnight shelter;" however, housing assistance is a key component of services provided.

**Assess how the jurisdiction’s use of funds, particularly CDBG, addresses the priorities and specific objectives identified in the plan, giving special attention to the highest priority activities identified.**

As summarized in Table 1, the City used CDBG funds to address the priority needs identified in the Consolidated Plan, including safety net programs for lower-income households:

- Camino Health Center provided reduced cost medical and pediatric dental care services for lower-income households, including the uninsured and the homeless – 2,573 lower-income individuals were served during the reporting period.
- Fun on the Run, a City-sponsored program, provided after school and summer youth recreation services for low- and moderate-income youth – 96 youths were served during the reporting period. COVID-19 pandemic stay-at-home orders severely impacted program attendance.
- Laura’s House provided various support services for domestic violence victims, including a 24-hour hotline, referrals, and safe house planning, including transitional housing – 165 individuals were served during the reporting period.
- Family Assistance Ministries provided a continuum of housing and service options for households at risk of becoming homeless and those already homeless. During the reporting period, the agency provided case management and food for 979 San Clemente residents. Among these individuals, eight also received rent or utility assistance. The agency experienced a sharp increase in food assistance requests during the final quarter of the reporting period. This increased demand is attributed to the COVID-19 pandemic.
- The Fair Housing Foundation (FHF) provided various services to overcome impediments to accessing safe and decent housing. FHF provided outreach, education, and enforcement service for tenants, landlords, and property managers - 45 households were served during the reporting period.
- Grants to local entrepreneurs were available to update signs and other minor exterior building improvements – two businesses were assisted during the reporting period.

The City offered housing rehabilitation assistance to qualified homeowners and rental property owners to address priority housing needs. The programs aim to preserve and improve the City’s existing housing stock. During the reporting period, housing rehabilitation assistance was provided to three homeowners. Improvements typically include installing new energy-efficient windows, termite treatment, installing new water heaters, and other housing health and safety improvements. As previously reported, the Orange County Housing Authority (OCHA) provided rental assistance to 146 San Clemente renter households.

Concerning public infrastructure and facility improvement priorities, the City completed sidewalk improvements to the 100 block of West Palizada. Funding for this project was initially allocated in 2016, and due to higher than anticipated construction costs, additional funding was provided in 2017 and 2018. The project was completed during the FY 2019-20 reporting period.

The 2019-2020 Annual Action Plan allocated \$206,208 for sidewalk improvements for the 100 and 200 Blocks of Avenida Cabrillo. This was the first year of funding for this multi-year project. Work on the plans, specifications, and engineer's estimates were started in December 2019 and were completed in August 2020.

## CR-10 - Racial and Ethnic composition of families assisted

Describe the families assisted (including the racial and ethnic status of families assisted).

91.520(a)

Table 2 – Table of assistance to racial and ethnic populations by source of funds

	CDBG
White	3,405
Black or African American	35
Asian	80
American Indian or American Native	14
Native Hawaiian or Other Pacific Islander	18
Other *	261
<b>Total</b>	<b>3,813</b>
Hispanic	1,850
Not Hispanic	1,963

\* By default, IDIS excludes multi-racial program beneficiaries from this table. Figures exclude households assisted by the Fair Housing Foundation.

### Narrative

According to the U.S. Census Bureau, the majority of San Clemente residents are racially White – 86.4% (2018 American Community Survey 5-Year Estimates). This same data source reports that 17.1% of the City's population is Hispanic/Latino – the City's largest minority population.

Based on the data from Table 2, approximately 89.3% of program participants are White, and 48.5% of these individuals are reported to be ethnically Hispanic/Latino. A closer look at the accomplishment data from individual activities provides additional insight. Among safety net programs such as medical care and youth services, most clients served were lower-income Hispanic/Latino households. While data from the Consolidated Plan indicates no one San Clemente minority population is disproportionately significantly housing cost-burdened (i.e., household paying more than 50% of monthly income for housing), data from Table 2 seems to indicate that some minority households may be economically unstable and seek out services in the hope of stabilizing their economic situation.



## CR-15 - Resources and Investments 91.520(a)

### Identify the resources made available

**Table 3 - Resources Made Available**

Source of Funds	Source	Resources Made Available	Amount Expended During Program Year
CDBG	CDBG	\$451,463	\$520,897
General Fund	public - local	\$57,700	\$57,700
Section 8	public - federal	NA	NA

### Narrative

According to the City's 2019-20 Annual Action Plan, the City anticipated utilizing \$451,463 in CDBG program resources comprised of its 2019 CDBG Annual Allocation of \$346,463, plus \$105,000 in Prior Year Funds. The City did not anticipate receiving CDBG Program Income funds (i.e., Revolving Loan funds generated by the repayment of prior CDBG-funded housing rehabilitation loans) during the reporting period.

During the reporting period, the City received its 2019 CDBG grant of \$346,463 and had access to \$105,000 in prior year funds. The City received \$55,590 in program income.

### Identify the geographic distribution and location of investments

**Table 4 – Identify the geographic distribution and location of investments**

Target Area	Planned Percentage of Allocation	Actual Percentage of Allocation	Narrative Description
CDBG Census Tracts	49	64	Census Tract Block Groups identified by HUD as eligible for CDBG-funded activities
Citywide	51	36	Citywide program or activity

### Narrative

Table 4 indicates a significant percentage of CDBG expenditures during the 2019-20 reporting period were used in CDBG-eligible Census Tracts. This expenditure is primarily due to spending on the Avenida Palizada and Avenida Cabrillo sidewalk projects. A map of the City's CDBG eligible areas is provided as **Attachment 2**. The balance of CDBG expenditures was related to housing rehabilitation, public service grants, and program administration – all activities were available citywide to eligible households.

## Leveraging

**Explain how federal funds leveraged additional resources (private, state and local funds), including a description of how matching requirements were satisfied, as well as how any publicly owned land or property located within the jurisdiction that were used to address the needs identified in the plan.**

The City of San Clemente made an effort to leverage CDBG funds to the greatest extent possible. Over \$57,700 in other resources were used to leverage federal funds during the 2019-20 reporting period. These sources included the following:

- Good Neighbor Grants (City-funded social service programs): \$57,700

There is no match requirement for the CDBG program.

## CR-20 - Affordable Housing 91.520(b)

Evaluation of the jurisdiction's progress in providing affordable housing, including the number and types of families served, the number of extremely low-income, low-income, moderate-income, and middle-income persons served.

**Table 5 – Number of Households**

	<b>One-Year Goal</b>	<b>Actual</b>
Number of Homeless households to be provided affordable housing units	0	0
Number of Non-Homeless households to be provided affordable housing units	5	3
Number of Special-Needs households to be provided affordable housing units	0	0
<b>Total</b>	<b>5</b>	<b>3</b>

**Table 6 – Number of Households Supported**

	<b>One-Year Goal</b>	<b>Actual</b>
Number of households supported through rental assistance	0	0
Number of households supported through the production of new units	0	0
Number of households supported through the rehab of existing units	5	3
Number of households supported through the acquisition of existing units	0	0
<b>Total</b>	<b>5</b>	<b>3</b>

### **Discuss the difference between goals and outcomes and problems encountered in meeting these goals.**

The City did not meet planned housing rehabilitation program goals for the 2019-20 reporting period. The 2019-2020 Annual Action Plan set a one-year goal to rehabilitate five housing units (four single-family units and one rental unit). During the reporting period, program staff completed the rehabilitation of three owner-occupied units. The low accomplishment rate is attributed to several factors, including the lack of a clean property title report, properties encumbered by a reverse mortgage, applications submitted by over-income property owners, and applicants not providing required documentation for loan underwriting.

### **Discuss how these outcomes will impact future annual action plans.**

During the FY 2016-17 report period, the City undertook a comprehensive re-writing of its housing rehabilitation program. While the revised program policies and procedures were necessary to ensure

program participant eligibility and proper underwriting (to protect the public’s investment), some program streamlining remains necessary. Staff will also explore new means to market the program to increase participation.

**Include the number of extremely low-income, low-income, and moderate-income persons served by each activity where information on income by family size is required to determine the eligibility of the activity.**

**Table 7 – Number of Households Served**

<b>Number of Households Served</b>	<b>CDBG Actual</b>	<b>HOME Actual *</b>
Extremely Low-income	0	0
Low-income	2	0
Moderate-income	1	0
<b>Total</b>	<b>3</b>	<b>0</b>

\* The City is not a participating jurisdiction in the HOME program.

**Narrative Information**

Table 7 provides information regarding the households that received housing rehabilitation assistance during FY 2019-20. OCHA reports that 146 lower-income San Clemente households received rental assistance during the 2019-20 reporting period. The City is not a recipient of HOME funds.

## **CR-25 - Homeless and Other Special Needs 91.220(d, e); 91.320(d, e); 91.520(c)**

**Evaluate the jurisdiction's progress in meeting its specific objectives for reducing and ending homelessness through:**

### **Reaching out to homeless persons (especially unsheltered persons) and assessing their individual needs**

No CDBG funds were allocated during the 2019-20 reporting period for homeless outreach. The City did engage Mercy House and City Net's services to provide street outreach services (with non-CDBG funds). Additionally, the Orange County Sheriff and regional homeless service providers such as Family Assistance Ministries (FAM), have established outreach programs that engage the homeless in south Orange County. In addition to these efforts, the City endorses the coordinated efforts of the regional Continuum of Care and its outreach and assessment strategy.

### **Addressing the emergency shelter and transitional housing needs of homeless persons**

During the 2019-20 reporting period, the City allocated CDBG funds to FAM to provide a continuum of housing opportunities for homeless individuals; however, during the reporting period, FAM did not utilize CDBG funds to provide emergency shelter or transitional housing. CDBG funding for Laura's House provided transitional housing opportunities for 29 victims of domestic violence.

### **Helping low-income individuals and families avoid becoming homeless, especially extremely low-income individuals and families and those who are: likely to become homeless after being discharged from publicly funded institutions and systems of care (such as health care facilities, mental health facilities, foster care and other youth facilities, and corrections programs and institutions); and, receiving assistance from public or private agencies that address housing, health, social services, employment, education, or youth needs**

The City's homeless strategy delineated in the Consolidated Plan calls for providing safety net services that help prevent individuals and families from becoming homeless. To this end, during the 2019-20 reporting period, CDBG funding was allocated to Camino Health Center and Fun On The Run. Respectively, these programs provided reduced cost medical/dental and childcare services to lower-income households, which allowed assisted households to redirect limited financial resources to remain housed.

FAM utilized CDBG funds to pay for a portion of housing cost to prevent eviction - eight individuals benefited from this type of assistance. OCHA reports that six homeless households were provided Continuum of Care Program Permanent Supportive Housing Certificates, and four homeless veterans received Veterans Affairs Supportive Housing (VASH) vouchers.

**Helping homeless persons (especially chronically homeless individuals and families, families with children, veterans and their families, and unaccompanied youth) make the transition to permanent housing and independent living, including shortening the period of time that individuals and families experience homelessness, facilitating access for homeless individuals and families to affordable housing units, and preventing individuals and families who were recently homeless from becoming homeless again**

During the 2019-20 reporting period, no CDBG funding was allocated to fund permanent housing activities for homeless persons. As reported above, four homeless households received Continuum of Care Program Permanent Supportive Housing Certificates, and four homeless veterans received Veterans Affairs Supportive Housing (VASH) vouchers via OCHA.

**CR-30 - Public Housing 91.220(h); 91.320(j)**

**Actions taken to address the needs of public housing**

The City of San Clemente does not own or manage public housing.

**Actions taken to encourage public housing residents to become more involved in management and participate in homeownership**

Not applicable

**Actions taken to provide assistance to troubled PHAs**

Not applicable

## **CR-35 - Other Actions 91.220(j)-(k); 91.320(i)-(j)**

**Actions taken to remove or ameliorate the negative effects of public policies that serve as barriers to affordable housing such as land use controls, tax policies affecting land, zoning ordinances, building codes, fees and charges, growth limitations, and policies affecting the return on residential investment. 91.220 (j); 91.320 (i)**

The 2019-2020 Annual Action Plan indicated that the City would address barriers to affordable housing by considering the following actions:

- **Housing Resources:** Inclusionary Housing in-lieu fees are available to help nonprofit agencies purchase land or existing housing units to create long-term affordable housing opportunities.
- **Environmental Review:** City staff is available to assist property owners and developers in navigating environmental review regulations to help reduce holding costs associated with the time needed to comply with environmental reviews.
- **Planning and Development Fees:** The City typically does not offer fee waivers; however, the City Council can approve a waiver, offer deferred or reduced fees, or supplement fees with public funds for affordable housing projects.
- **Permit and Processing Procedures:** For an affordable housing project, City staff is available to interact with project sponsors early to help determine project feasibility and guide a developer through the entitlement process.
- **Land Use Controls:** In general, land use controls are necessary to protect public health, safety, and welfare and maintain the quality of life. The City has implemented reasonable controls that are appropriate for the community.
- **Tax Policies:** There is no local tax.

No housing activity occurred during the reporting period that accessed these resources.

## **Actions taken to address obstacles to meeting underserved needs. 91.220(k); 91.320(j)**

The City recognizes that special needs populations face challenges due to low income and the unique needs conditions. Such individuals are more likely to become homeless because of these factors. Special needs populations require housing and supportive services. The City considers supportive services and housing for special needs populations as a priority. Supportive services are also considered a high priority in the Continuum of Care of Orange County. During FY 2019-20, the City-funded public service agencies that provide a social safety net to help at-risk households. Services included access to reduced health care and youth recreation services. Other special needs services funded during the reporting period include counseling and safe housing for domestic violence victims. These services became increasingly important as the reporting period came to a close as programs responded to the social and financial impacts of the COVID-19 virus on San Clemente residents.



### **Actions taken to reduce lead-based paint hazards. 91.220(k); 91.320(j)**

The Residential Lead-Based Paint (LBP) Hazard Reduction Act of 1992 (Title X) changed the federal approach to addressing LBP by increasing the emphasis on preventing childhood lead poisoning through housing based approaches. The City has included lead-based paint hazard reduction as an eligible activity in its housing rehabilitation programs.

All application packets for the City's housing rehabilitation programs include a notice to educate residents about the health dangers of lead and encourages screening of children for elevated blood-lead levels. Additionally, before the use of federal funds, all existing units are screened for lead-based paint. Housing units identified as having lead-based paint hazards are treated so the lead-based paint hazards are abated per federal requirements. The City's housing rehabilitation program is designed to ensure safe work practices, as dictated by HUD, are implemented to address the lead-paint hazards. One of the three housing units rehabilitated during FY 2019-20 was constructed before 1978, but was exempt from lead-based paint hazards compliance.

### **Actions taken to reduce the number of poverty-level families. 91.220(k); 91.320(j)**

According to the U.S. Census Bureau, approximately 5.5% of San Clemente residents have incomes below the poverty level; this figure includes approximately 5.4% of City residents age 65 and older and 4.0% of children under the age of 18.<sup>[1]</sup> The Consolidated Plan and Annual Action Plan indicated that the City would support social services and housing activities for households below the poverty line in recognition that income enhancement services can help to increase household stability.

During the 2019-20 reporting period, the City provided funding to the Fun On The Run recreation program for low- and moderate-income youth. The program offers professionally supervised, free, or reduced-cost youth recreation activities that accommodate working parents' schedules. Recognizing that poverty-level households may need assistance affording health care, the City provided funding for Camino Health Center, which provides reduced cost medical and pediatric dental services for lower-income San Clemente residents.

[1.] POVERTY STATUS IN THE PAST 12 MONTHS, 2018 American Community Survey 5-Year Estimates, S1701.

### **Actions taken to develop institutional structure. 91.220(k); 91.320(j)**

During FY 2019-20, the City continued efforts to eliminate institutional gaps and enhance coordination of programs with all segments of the community. For example, the City partnered with nonprofits to deliver public services. City departments also continued to work together to evaluate projects funded in whole or in part with CDBG funds that address priority needs. The City assisted OCHA by participating in the Cities Advisory Committee – a quarterly meeting of cities and OCHA to discuss federal rental housing assistance and regional housing issues. As a member of the Orange County Continuum of Care Community Forum, the City provided support for the regional Continuum of Care (CoC) as it prepared the County's CoC Homeless Assistance grant application for HUD consideration. The City also offered input on developing the county's Ten-Year Plan to end chronic homelessness and the regional discharge plan.

**Actions taken to enhance coordination between public and private housing and social service agencies. 91.220(k); 91.320(j)**

As indicated above, the City participated in regional coordination of services by participating in the quarterly Cities Advisory Committee held by OCHA to discuss federal rental housing assistance issues and as a member of the Orange County CoC Forum. Furthermore, through its CDBG and general fund grant programs, the City has coordinated the delivery of social services to the community that addresses various needs.

**Identify actions taken to overcome the effects of any impediments identified in the jurisdictions analysis of impediments to fair housing choice. 91.520(a)**

Consolidated Plan regulations require CDBG recipients to (1) examine and attempt to alleviate housing discrimination within their jurisdiction; (2) promote fair housing choice for all persons; (3) provide opportunities for all persons to reside in any given housing development, regardless of race, color, religion, sex, disability, familial status, or national origin; (4) promote housing that is accessible to and usable by persons with disabilities; (5) and comply with the non-discrimination requirements of the Fair Housing Act. HUD encourages jurisdictions to consult with one another and initiate metropolitan wide area fair housing planning. The **Analysis of Impediments (AI) to Fair Housing Choice** is the primary document utilized for this purpose.

Consistent with HUD's directive, the City partnered with 15 Orange County jurisdictions to prepare an updated AI in 2015. The AI summarizes regional and local fair housing impediments and an action plan to address impediments. During FY 2019-20, the City participated in the preparation of a new five-year countywide AI. The City Council adopted the new AI in May 2020.

During the 2019-20 reporting period, the City funded the Fair Housing Foundation (FHF), which provides fair housing services to City residents, including low- and moderate-income and special needs populations. Services provided by FHF include outreach, education, and fair housing enforcement. A total of 45 households were assisted during the reporting period. Information regarding the AI and FY 2019-20 action to address fair housing issues in the community are summarized in **Attachment 3**.

## **CR-40 - Monitoring 91.220 and 91.230**

**Describe the standards and procedures used to monitor activities carried out in furtherance of the plan and used to ensure long-term compliance with requirements of the programs involved, including minority business outreach and the comprehensive planning requirements**

The City's on-site monitoring program has been designed to provide program staff with information to verify the accuracy of data supplied by sub-recipients, ensure that sub-recipients are carrying out individual activities as described in their contracts, and to ensure that appropriate accounting and record keeping methods are used by sub-recipients to manage CDBG funds. CDBG program policies ensure sub-recipients receive training regarding CDBG grant management, including the following topics: 1) review the CDBG program goals, objectives, and subrecipient obligations; 2) review the content of the subrecipient agreements; and 3) review regulations related to the CDBG program that impact sub-recipients in the implementation of their programs.

On-site monitoring of sub-recipients is conducted biennially unless program or administrative issues are identified, or the grant recipient is new to CDBG. The City planned on conducting on-site monitoring during the FY 2019-2020 reporting period; however, due to the COVID-19 pandemic, monitoring was postponed.

During the reporting period, program staff worked closely with other City departments to ensure CDBG program regulations and other federal requirements were implemented. City departments and public service grant sub-recipients must submit quarterly accomplishment reports. Subrecipients are also required to provide documentation to support CDBG reimbursement requests.

The City also made every effort to comply with all CDBG and Consolidated Plan regulations. The City's Citizen Participation Plan ensures that community input is considered before submitting a substantial amendment or an annual update to HUD. It also provides residents the opportunity to review and comment on annual performance. Construction, professional service, and subrecipient agreements have been prepared to ensure compliance with applicable federal regulations. Additionally, the City has implemented an open procurement process that encourages bidding from minority and women-owned businesses.

## **Citizen Participation Plan 91.105(d); 91.115(d)**

**Describe the efforts to provide citizens with reasonable notice and an opportunity to comment on performance reports.**

To encourage resident participation in the City's CDBG program, the City published a notice in the *San Clemente Times* on October 1, 2020, announcing a 15-day public comment period and public hearing for the 2019-2020 CAPER. The CAPER was made available for public review on the City's website ([www.san-clemente.org/department-services/social-services/housing-services](http://www.san-clemente.org/department-services/social-services/housing-services)). An additional opportunity for public comments was availed at the October 20, 2020, San Clemente City Council meeting. A copy of this notice and a summary of written comments is provided as **Attachment 1**.

## **CR-45 - CDBG 91.520(c)**

**Specify the nature of, and reasons for, any changes in the jurisdiction's program objectives and indications of how the jurisdiction would change its programs as a result of its experiences.**

On June 2, 2020, the City Council approved a substantial amendment to the 2019-2020 Annual Action Plan to accept and allocate CDBG-Coronavirus (CDBG-CV) funds. Under the CARES Act of 2020, the City received \$209,487 in CDBG-CV funds that can be used to prevent, prepare for, or respond to the COVID-19 pandemic. Funds were allocated to local nonprofit agencies to assist San Clemente residents that have been impacted by the Coronavirus.

**Does this Jurisdiction have any open Brownfields Economic Development Initiative (BEDI) grants?**

No

**[BEDI grantees] Describe accomplishments and program outcomes during the last year.**

Not applicable

**NOTICE OF PUBLIC COMMENT PERIOD AND PUBLIC MEETING**

**NOTICE IS HEREBY GIVEN THAT A PUBLIC MEETING WILL BE HELD BY THE CITY COUNCIL OF THE CITY OF SAN CLEMENTE, CALIFORNIA ON THE PROPOSED SUBMISSION OF THE 2019-2020 CONSOLIDATED ANNUAL PERFORMANCE AND EVALUATION REPORT AND COMMENCEMENT OF THE FIFTEEN (15) DAY COMMENT PERIOD 10/5/20 - 10/19/20**

**Community Development Block Grant – the Consolidated Annual Performance Report for 2019-2020**

The City of San Clemente is a recipient of Community Development Block Grant (CDBG) funds, awarded to the City by the U. S. Department of Housing and Urban Development (HUD). In order to receive CDBG funds, the City is required to prepare a multi-year strategic plan known as the Consolidated Plan. At the beginning of each year, the City also prepares a one-year expenditure plan outlining the planned use of CDBG funds. At the conclusion of the fiscal year, the City must prepare a year-end performance report known as the Consolidated Annual Performance and Evaluation Report (CAPER). The 2019-2020 CAPER covers the period of July 1, 2019, through June 30, 2020, and provides a summary of activities undertaken with CDBG funds during the report period.

Notice is hereby given that an initial environmental assessment for the above item was processed and completed in accordance with the California Environmental Quality Act (CEQA). Staff determined that the above item is not a project pursuant to State CEQA Guidelines, section 15378 (b) (2) and (4).

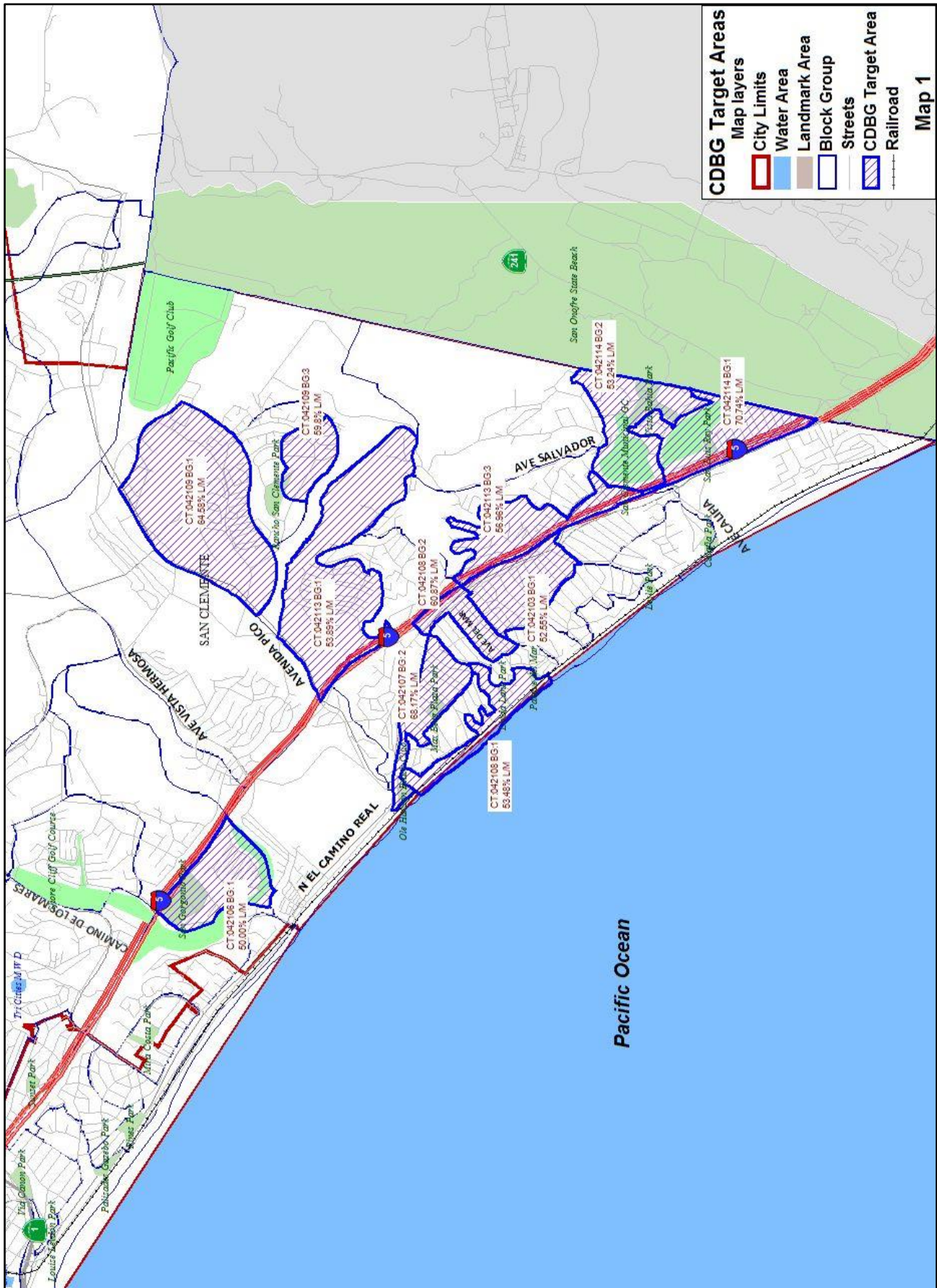
In compliance with program regulations, the draft CAPER must be available for a 15-day public review and comment period. Accordingly, the 15-day public comment period will begin October 5, 2020, and will end at noon, October 19, 2020. The draft report will be available for public inspection on the City's website at <https://www.san-clemente.org/departments-services/social-services/housing-services>. Written comments should be directed to Gabriel Perez, City Planner, at 910 Calle Negocio, San Clemente, CA 92672 or [PerezG@san-clemente.org](mailto:PerezG@san-clemente.org), on or before noon October 19, 2020.

In addition to the comment period, interested parties will be afforded an opportunity to provide comments on the 2019-2020 CAPER at the City of San Clemente City Council meeting of October 20, 2020 at 6:00 pm via teleconference. Please note that to help prevent the spread of the coronavirus, the public may not physically attend the meeting. However, to participate citizens may:

1. Listen to the meeting via live stream from the City's YouTube channel at [www.san-clemente.org/live](http://www.san-clemente.org/live) or live on Cox Communications Local Access Channel 854; and
2. Submit any comments on agenda items to the City Council electronically. Material may be emailed to [Campagnol@san-clemente.org](mailto:Campagnol@san-clemente.org). Transmittal by 4:00 p.m. on Council meeting days is recommended. If you challenge this project in court, you may be limited to raising only those issues you or someone else raised through written public comments delivered

to the City of San Clemente. Information related to the proposed action is available at the Planning Division, at 910 Calle Negocio, and is available for public inspection by contacting Gabriel Perez at (949) 361-6196.

JOANNE BAADE  
City Clerk and Ex-Officio  
Clerk of the Council





**City of San Clemente Fair Housing Action Plan 2015/16 - 2019/20**

Impediment	Actions to be Taken	2019-20 Actions	
<b>A. Regional, Private Sector Impediments Carried Over from 2010 Regional and Subregional AI</b>			
<p><b>A-1. Housing Discrimination</b></p>	<p>Data indicates housing discrimination continues to exist throughout Orange County, as evidenced by the number of complaints and fair housing cases opened by the Fair Housing Foundation and Fair Housing Council of Orange County. An average of 85 cases were opened in the participating cities over the past three years, with the leading bias based on disability (physical and mental), followed by familial status, national origin and race.</p>	<p>a) Conduct multi-faceted fair housing outreach to tenants, landlords, property owners, realtors, and property management companies. Methods of outreach should include workshops, informational booths, presentations to civic leaders and community groups, staff trainings, and distribution of multi-lingual fair housing literature.</p> <p>b) Conduct focused outreach to small property owners/landlords; conduct property manager trainings on a regular basis; promote fair housing certificate training.</p> <p>c) Provide general counseling and referrals to address tenant-landlord issues, and provide periodic tenant-landlord walk-in clinics at City Halls and other community locations.</p> <p>d) Include testing/audits within the scope of work for each city's fair housing provider. Support enforcement activity and publicize outcomes of fair housing litigation.</p>	<p><b>2019-20 Action</b></p> <ul style="list-style-type: none"> <li>• <i>The Fair Housing Foundation (FHF) conducted 2 fair housing workshops. FHF did not specify if workshops were for tenants, landlords or property managers</i></li> <li>• <i>FHF conducted presentations for Family Assistance Ministries &amp; the San Clemente Community Center</i></li> <li>• <i>Due to COVID pandemic, FHF conducted 0 Walk-In-Clinics</i></li> </ul>
<p><b>A-2. Racial and Ethnic Segregation</b></p>	<p>Residential segregation refers to the degree in which groups live separately from one another. As presented within the Community Profile, there are areas of racial/ethnic concentrations in the County. Approximately ten percent of households</p>	<p>a) Coordinate with fair housing providers to focus fair housing services, education/outreach, and/or additional testing in areas of racial/ethnic concentrations.</p> <p>b) Offer a variety of housing opportunities to enhance mobility among residents of all races and ethnicities. Facilitate affordable housing throughout the</p>	<p><b>2019-20 Action</b></p> <ul style="list-style-type: none"> <li>• <i>FHF provided over 2,000 pieces of fair housing literature in both English and Spanish</i></li> </ul>

**City of San Clemente Fair Housing Action Plan 2015/16 - 2019/20**

	<b>Impediment</b>	<b>Actions to be Taken</b>	<b>2019-20 Actions</b>
	are considered to be limited English-speaking households.	community through: 1) available financial assistance; 2) flexible development standards; 3) density bonuses; and 4) other zoning tools.  c) Promote equal access to information on the availability of affordable housing by providing information in multiple languages, and through methods that have proven successful in outreaching to the community, particularly those hard-to-reach groups.  d) Affirmatively market first-time homebuyer and/or housing rehabilitation programs to low and moderate-income areas, and areas of racial/ethnic concentration.  e) Work collaboratively with local housing authorities to ensure affirmative fair marketing plans and de-concentration policies are implemented.	<ul style="list-style-type: none"> <li>• <i>PSAs were aired on the City's cable station.</i></li> <li>• <i>Participated in quarterly OCHA (PHA) Housing Advisory Committee meetings</i></li> </ul>
<b>A-3. Denial of Reasonable Modifications/ Reasonable Accommodations</b>	Denial of reasonable modification or reasonable accommodation is a continuing impediment to fair housing choice, and represents over one-half of alleged discriminatory acts in the 16 participating jurisdictions.	a) Through each city's fair housing contractor, continue to provide fair housing education and information to apartment managers and homeowner associations on why denial of reasonable modifications/ accommodations is unlawful.  b) Provide information on the unlawful practice of denying reasonable modifications/accommodations at fair housing seminars conducted by the Apartment Association of Orange County.	<b>2019-20 Action</b> <ul style="list-style-type: none"> <li>• <i>FHF conducted approximately 20 virtual landlord, tenant, and certified property managers training throughout its service area</i></li> </ul>
<b>A-4. Discriminatory Advertising</b>	Regionally, there were incidents of discriminatory advertising that have the potential to discourage a certain type of renter or buyer from pursuing a housing opportunity. Ads indicating a preference for a certain type of tenant or buyer, such	a) Through each city's fair housing contractor, periodically monitor local newspapers & online media outlets to identify potentially discriminatory housing advertisements. When identified, contact the individual or firm & provide fair housing education.	<b>2018-19 Action</b> <ul style="list-style-type: none"> <li>• <i>No action reported by FHF</i></li> </ul>

**City of San Clemente Fair Housing Action Plan 2015/16 - 2019/20**

	Impediment	Actions to be Taken	2019-20 Actions
	as “no pets”, “no children”, or “Ideal for single adult” have the effect of housing discrimination.	b) Take steps to encourage the <i>LA Times</i> & <i>OC Register</i> to publish a Fair Housing Notice & a "no pets" disclaimer that indicates rental housing owners must provide reasonable accommodations, including "service animals" & "companion animals" for disabled persons.	
<b>A-5. Hate Crimes</b>	Hate crimes committed at a residence are an impediment to fair housing choice because they impact the lives of an average of 35 households per year in the 16 participating Orange County cities. Of the total 169 hate crime incidents reported between 2010 and 2014, 57 incidents were related to race, 38 to religion, 37 to sexual orientation, 33 to ethnicity, 2 to disability and 2 to gender identity.	<p>a) Continue to monitor FBI data to determine if any hate crimes are housing related and if there are actions that may be taken by the City or its fair housing service provider to address potential discrimination linked to the bias motivations of hate crimes.</p> <p>b) Continue to coordinate with various City and County housing, building and safety, health and sanitation, law enforcement and legal aid offices to maintain a comprehensive referral list of support services for victims of hate crimes or other violent crimes – inclusive of housing resources.</p>	<p><b>2019-20 Action</b></p> <ul style="list-style-type: none"> <li>• <i>Per FBI data, 2 hate crimes were reported in San Clemente in 2018 - the latest year statistics have been posted (basis of motivation: Race/Ethnicity &amp; Sexual Orientation)</i></li> <li>• <i>OC Sheriff &amp; FBI continue to monitor</i></li> </ul>
<b>A-6. Unfair Lending</b>	Disparities in the home purchase loan denial rates experienced by Hispanic and Black/African American applicants within the 16 Orange County cities creates an impediment to fair housing choice as they have loans denied at rates 1.5 to 1.6 times greater than White applicants. In addition, Hispanic residents, which comprise 34 percent of Orange County’s population, account for just 10 percent of home purchase loans, and the percentage of completed mortgage loans by Hispanics	<p>a) As resources permit, monitor HMDA data annually using the 2013 HMDA analysis as a benchmark.</p> <p>b) As resources permit, monitor the top 10 lenders in Orange County to compare and contrast loan denial rates and percentage of loans completed to minority populations.</p> <p>c) Both of the Orange County fair housing service contractors should assist in identifying potential issues regarding redlining, predatory lending and other illegal lending activities. Each city should review their agreements annually to make sure that increased and</p>	<p><b>2019-20 Action</b></p> <ul style="list-style-type: none"> <li>• <i>No action reported by FHF</i></li> </ul> <p><b>2019-20 Action</b></p> <ul style="list-style-type: none"> <li>• <i>No action reported by FHF</i></li> </ul> <p><b>2019-20 Action</b></p> <ul style="list-style-type: none"> <li>• <i>The City’s 19-20 agreement with FHF contained annual service</i></li> </ul>

**City of San Clemente Fair Housing Action Plan 2015/16 - 2019/20**

	Impediment	Actions to be Taken	2019-20 Actions
	<p>has decreased in each of the past five years.</p>	<p>comprehensive services are being provided, and that education and outreach efforts are expanded and affirmatively marketed in low and moderate income and racial concentrated areas.</p> <p>d) Each city should explore ways to collaborate with local lenders and support lenders’ efforts to work with community groups to help minority households purchase their homes. Collaborative efforts should ensure that minority groups have access and knowledge of City programs, supportive services, and provide for networking opportunities with these groups.</p> <p>e) Coordinate with local lenders to expand outreach efforts to first time homebuyers in minority neighborhoods.</p> <p>f) Affirmatively market first-time homebuyer and/or housing rehabilitation programs in neighborhoods with high denial rates, high minority population concentrations and limited English speaking proficiency to help increase loan approval rates.</p>	<p><i>goals – 80 households assisted</i></p> <p><b>2019-20 Action</b></p> <ul style="list-style-type: none"> <li>• <i>No action to report</i></li> </ul> <p><b>2019-20 Action</b></p> <ul style="list-style-type: none"> <li>• <i>No action to report – City does not offer homebuyer assistance</i></li> </ul> <p><b>2019-20 Action</b></p> <ul style="list-style-type: none"> <li>• <i>No action to report</i></li> </ul>
<p><b>B. Public Sector Impediments (Only actions pertinent to San Clemente identified)</b></p>			
<p><b>B-1. Housing Element Compliance</b></p>	<p>According to HCD, of the 16 participating jurisdictions, 15 Housing Elements were in compliance, and San Clemente submitted a draft Housing Element for the current 2014-2021 period in early 2016.</p>	<p><u>Jurisdiction-Specific Actions:</u></p> <p>a) The City of San Clemente should pursue State certification of its Housing Element.</p>	<p><b>2019-20 Action</b></p> <ul style="list-style-type: none"> <li>• <i>10/4/17 – State HCD certified the Housing Element adopted by the City Council on 9/5/17</i></li> <li>• <i>1/11/18 – State HCD certified the</i></li> </ul>

**City of San Clemente Fair Housing Action Plan 2015/16 - 2019/20**

	Impediment	Actions to be Taken	2019-20 Actions
			<i>Housing Element adopted by the City Council on 10/10/17</i>
<b>B-2. Housing for Persons with Disabilities</b>	Disability is the greatest cited basis for discrimination, comprising over half of the fair housing cases in the 16 cities over the past three years. With the exception of San Clemente, all participating jurisdictions have adopted formal policies and procedures to reasonably accommodate the housing needs of disabled residents. However, three cities charge a fee (Anaheim, Tustin and La Habra), and one city requires a public hearing (Newport Beach). Imposing a fee or a requirement for a public hearing could serve as an impediment to persons with disabilities.	<u>Jurisdiction-Specific Actions:</u> a) The City of San Clemente has a formal Reasonable Accommodations policy and procedure.	<b>2019-20 Action</b> <ul style="list-style-type: none"><li>• <i>Zoning Ordinance adopted 5/15/18 to provide larger residential care facilities &amp; group homes, including unlicensed facilities, in accordance with applicable State laws.</i></li></ul>
<b>B-4. Density Bonus Incentives</b>	All 16 jurisdictions have adopted local density bonus ordinances which implement state density bonus law, providing density and other development incentives and concessions for the provision of affordable housing. However, with the recent addition of anti-displacement provisions under AB 2222, and modified parking standards for transit-accessible projects under AB 744, all 16 jurisdictions should update their	a) All 16 jurisdictions should amend their Zoning Codes to reflect current State density bonus law.	<b>2019-20 Action</b> <ul style="list-style-type: none"><li>• <i>Zoning Ordinance adopted 5/15/18 to modify Density Bonus Ordinance to reflect AB 2222 &amp; AB 744</i></li></ul>

**City of San Clemente Fair Housing Action Plan 2015/16 - 2019/20**

<b>City of San Clemente Fair Housing Action Plan 2015/16 - 2019/20</b>		
<b>Impediment</b>	<b>Actions to be Taken</b>	<b>2019-20 Actions</b>
	density bonus ordinances to reflect these new State requirements.	
<b>Other</b>	Other	<p><b>2019-20 Action</b></p> <p><i>During the 2019-20 reporting period, the City participated in the preparation of the 2020-2024 Orange Count Analysis of Impediments to Fair Housing.</i></p>



U.S. Department of Housing and Urban Development  
 Office of Community Planning and Development  
 Integrated Disbursement and Information System  
 CDBG Activity Summary Report (GPR) for Program Year 2019  
 SAN CLEMENTE

Date: 05-Oct-2020  
 Time: 11:28  
 Page: 1

**PGM Year:** 2016  
**Project:** 0010 - Avenida Palizada Sidewalk  
**IDIS Activity:** 114 - Avenida Palizada Sidewalk

**Status:** Completed 3/18/2020 12:00:00 AM      **Objective:** Create suitable living environments  
**Location:** 910 Calle Negocio 910 Calle Negocio San Clemente, CA      **Outcome:** Sustainability  
 92673-6268      **Matrix Code:** Sidewalks (03L)      **National Objective:** LMA

**Initial Funding Date:** 03/13/2017

**Description:**

Installation of missing concrete sidewalks.  
 Funding provided in Program Year 2016 (\$200,000) and Program Year 2017 (\$240,000)

**Financing**

	Fund Type	Grant Year	Grant	Funded Amount	Drawn In Program Year	Drawn Thru Program Year
CDBG	EN	Pre-2015		\$33,662.00	\$0.00	\$0.00
		2014	B14MC060599		\$0.00	\$33,662.00
		2015	B15MC060599	\$88,658.00	\$0.00	\$88,658.00
		2016	B16MC060599	\$185,668.00	\$0.00	\$185,668.00
		2017	B17MC060599	\$257,959.00	\$214,318.00	\$257,959.00
		2018	B18MC060599	\$4,363.00	\$4,363.00	\$4,363.00
<b>Total</b>	<b>Total</b>			<b>\$570,310.00</b>	<b>\$218,681.00</b>	<b>\$570,310.00</b>

**Proposed Accomplishments**

People (General) : 2,905  
 Total Population in Service Area: 2,905  
 Census Tract Percent Low / Mod: 61.79

**Annual Accomplishments**

Years	Accomplishment Narrative	# Benefitting
2016	CDBG funding allocated for construction of missing sidewalk segments. Bids for project exceeded in-house estimate. City staff has re-evaluated the project and determined additional CDBG funding is needed to complete the project. Project is on hold until FY 17-18 funds are received - \$240,000 additional 2017 CDBG funding has been allocated for the project.	
2017	An additional \$240,000 in CDBG funding was allocated to this project as part of the 2017-18 Annual Action Plan. Additional funding is still required and was provided as part of the 2018 Action Plan. It is anticipated that design and engineering for the project will be completed by September 2018, with a construction contract awarded in November 2018, and construction completed by May 2019.	
2018	Additional CDBG funding allocated to the project in FY 18-19 (\$134,247). The project commenced construction March 2019. There was a slight project delay as additional funding was required to address field construction changes. The additional project funding was appropriated April 2019. The project was substantially completed (99% complete) May 2019. Project punch-list items are still being addressed. Final payments for the project will be approved in August 2019 so the project will be reported as complete at the end of FY 19-20.	
2019	Project was completed during the FY 19-20 reporting period.	



U.S. Department of Housing and Urban Development  
 Office of Community Planning and Development  
 Integrated Disbursement and Information System  
 CDBG Activity Summary Report (GPR) for Program Year 2019  
 SAN CLEMENTE

Date: 05-Oct-2020  
 Time: 11:28  
 Page: 2

**PGM Year:** 2019  
**Project:** 0001 - Home Rehabilitation Program  
**IDIS Activity:** 134 - Home Rehabilitation Program

**Status:** Completed 8/17/2020 12:00:00 AM  
**Location:** Address Suppressed

**Objective:** Provide decent affordable housing  
**Outcome:** Affordability  
**Matrix Code:** Rehab; Single-Unit Residential (14A)      **National Objective:** LMH

**Initial Funding Date:** 11/04/2019

**Description:**  
 CDBG funds to support rehabilitation of owner-occupied housing.

**Financing**

	Fund Type	Grant Year	Grant	Funded Amount	Drawn In Program Year	Drawn Thru Program Year
CDBG	EN	2018	B18MC060599	\$23,641.39	\$23,641.39	\$23,641.39
	RL			\$44,691.61	\$44,691.61	\$44,691.61
<b>Total</b>	<b>Total</b>			<b>\$68,333.00</b>	<b>\$68,333.00</b>	<b>\$68,333.00</b>

**Proposed Accomplishments**

Housing Units : 4


**Actual Accomplishments**

*Number assisted:*

	Owner		Renter		Total		Person	
	Total	Hispanic	Total	Hispanic	Total	Hispanic	Total	Hispanic
White:	3	2	0	0	3	2	0	0
Black/African American:	0	0	0	0	0	0	0	0
Asian:	0	0	0	0	0	0	0	0
American Indian/Alaskan Native:	0	0	0	0	0	0	0	0
Native Hawaiian/Other Pacific Islander:	0	0	0	0	0	0	0	0
American Indian/Alaskan Native & White:	0	0	0	0	0	0	0	0
Asian White:	0	0	0	0	0	0	0	0
Black/African American & White:	0	0	0	0	0	0	0	0
American Indian/Alaskan Native & Black/African American:	0	0	0	0	0	0	0	0
Other multi-racial:	0	0	0	0	0	0	0	0
Asian/Pacific Islander:	0	0	0	0	0	0	0	0
Hispanic:	0	0	0	0	0	0	0	0
<b>Total:</b>	<b>3</b>	<b>2</b>	<b>0</b>	<b>0</b>	<b>3</b>	<b>2</b>	<b>0</b>	<b>0</b>

Female-headed Households: 2





U.S. Department of Housing and Urban Development  
Office of Community Planning and Development  
Integrated Disbursement and Information System  
CDBG Activity Summary Report (GPR) for Program Year 2019  
SAN CLEMENTE

Date: 05-Oct-2020

Time: 11:28

Page: 3

*Income Category:*

	<b>Owner</b>	<b>Renter</b>	<b>Total</b>	<b>Person</b>
Extremely Low	0	0	0	0
Low Mod	2	0	2	0
Moderate	1	0	1	0
Non Low Moderate	0	0	0	0
Total	3	0	3	0
Percent Low/Mod	100.0%		100.0%	

**Annual Accomplishments**

<b>Years</b>	<b>Accomplishment Narrative</b>	<b># Benefitting</b>
2019	CDBG funds allocated to support housing rehabilitation for owner-occupied housing. A total of 3 units were completed during the FY 19-20 reporting period. The activity is complete. \$87,257.37 in unspent funds will be reprogrammed (\$19,326.37 in RL funds, 41,561.39 in 2019 funds, and \$26,369.61 in 2018 funds).	



U.S. Department of Housing and Urban Development  
 Office of Community Planning and Development  
 Integrated Disbursement and Information System  
 CDBG Activity Summary Report (GPR) for Program Year 2019  
 SAN CLEMENTE

Date: 05-Oct-2020  
 Time: 11:28  
 Page: 4

**PGM Year:** 2019  
**Project:** 0003 - Commercial Signs and Minor Facade Improvement Grants  
**IDIS Activity:** 136 - Commercial Signs and Minor Facade Improvement Grants

**Status:** Completed 8/18/2020 12:00:00 AM  
**Location:** 910 Calle Negocio San Clemente, CA 92673-6268  
**Objective:** Create economic opportunities  
**Outcome:** Affordability  
**Matrix Code:** Rehab; Publicly or Privately-Owned Commercial/Industrial (14E)  
**National Objective:** LMA

**Initial Funding Date:** 02/06/2020

**Description:**  
 CDBG-funded grants to update or upgrade business signs or facades.

**Financing**

	Fund Type	Grant Year	Grant	Funded Amount	Drawn In Program Year	Drawn Thru Program Year
CDBG	EN	2019	B19MC060599	\$3,900.00	\$3,900.00	\$3,900.00
<b>Total</b>	<b>Total</b>			<b>\$3,900.00</b>	<b>\$3,900.00</b>	<b>\$3,900.00</b>

**Proposed Accomplishments**

Businesses : 5  
 Total Population in Service Area: 645  
 Census Tract Percent Low / Mod: 78.29

**Annual Accomplishments**

Years	Accomplishment Narrative	# Benefiting
2019	CDBG funds to support commercial sign and other minor exterior improvements to commercial buildings. 2 business were assisted during the 19-20 reporting period. The activity is complete. A total of \$10,100 in unspent funds (2019 funds) will be reprogrammed.	



U.S. Department of Housing and Urban Development  
 Office of Community Planning and Development  
 Integrated Disbursement and Information System  
 CDBG Activity Summary Report (GPR) for Program Year 2019  
 SAN CLEMENTE

Date: 05-Oct-2020  
 Time: 11:28  
 Page: 5

**PGM Year:** 2019  
**Project:** 0004 - Camino Health Center  
**IDIS Activity:** 137 - Camino Health Center

**Status:** Completed 8/18/2020 12:00:00 AM  
**Location:** 1031 Avenida Pico San Clemente, CA 92673-6352  
**Objective:** Create suitable living environments  
**Outcome:** Affordability  
**Matrix Code:** Health Services (05M) **National Objective:** LMC

**Initial Funding Date:** 11/04/2019

**Description:**  
 Low cost medical and pediatric dental services for low- and moderate-income persons.

**Financing**

	Fund Type	Grant Year	Grant	Funded Amount	Drawn In Program Year	Drawn Thru Program Year
CDBG	EN	2019	B19MC060599	\$16,865.00	\$16,865.00	\$16,865.00
<b>Total</b>	<b>Total</b>			<b>\$16,865.00</b>	<b>\$16,865.00</b>	<b>\$16,865.00</b>

**Proposed Accomplishments**

People (General) : 2,500

**Actual Accomplishments**

Number assisted:

	Owner		Renter		Total		Person	
	Total	Hispanic	Total	Hispanic	Total	Hispanic	Total	Hispanic
White:	0	0	0	0	0	0	2,462	1,304
Black/African American:	0	0	0	0	0	0	10	0
Asian:	0	0	0	0	0	0	55	0
American Indian/Alaskan Native:	0	0	0	0	0	0	11	5
Native Hawaiian/Other Pacific Islander:	0	0	0	0	0	0	10	1
American Indian/Alaskan Native & White:	0	0	0	0	0	0	0	0
Asian White:	0	0	0	0	0	0	0	0
Black/African American & White:	0	0	0	0	0	0	0	0
American Indian/Alaskan Native & Black/African American:	0	0	0	0	0	0	0	0
Other multi-racial:	0	0	0	0	0	0	25	11
Asian/Pacific Islander:	0	0	0	0	0	0	0	0
Hispanic:	0	0	0	0	0	0	0	0
<b>Total:</b>	<b>0</b>	<b>0</b>	<b>0</b>	<b>0</b>	<b>0</b>	<b>0</b>	<b>2,573</b>	<b>1,321</b>
Female-headed Households:	0		0		0			



U.S. Department of Housing and Urban Development  
Office of Community Planning and Development  
Integrated Disbursement and Information System  
CDBG Activity Summary Report (GPR) for Program Year 2019  
SAN CLEMENTE

Date: 05-Oct-2020

Time: 11:28

Page: 6

*Income Category:*

	<b>Owner</b>	<b>Renter</b>	<b>Total</b>	<b>Person</b>
Extremely Low	0	0	0	2,245
Low Mod	0	0	0	228
Moderate	0	0	0	68
Non Low Moderate	0	0	0	32
Total	0	0	0	2,573
Percent Low/Mod				98.8%

**Annual Accomplishments**

<b>Years</b>	<b>Accomplishment Narrative</b>	<b># Benefitting</b>
2019	CDBG funds allocated to support primary medical and dental services for lower-income residents. Examples of services provided include acute care, chronic disease management, well-child exams, cancer screening and immunizations. Dental services included exams, x-rays, fillings and limited emergency services. A total of 2,573 individuals were assisted during the FY 19-20 reporting period. The activity is complete.	



U.S. Department of Housing and Urban Development  
 Office of Community Planning and Development  
 Integrated Disbursement and Information System  
 CDBG Activity Summary Report (GPR) for Program Year 2019  
 SAN CLEMENTE

Date: 05-Oct-2020  
 Time: 11:28  
 Page: 7

**PGM Year:** 2019  
**Project:** 0005 - Family Assistance Ministries  
**IDIS Activity:** 138 - Family Assistance Ministries

**Status:** Completed 8/18/2020 12:00:00 AM  
**Location:** 1030 Calle Negocio San Clemente, CA 92673-6203

**Objective:** Create suitable living environments  
**Outcome:** Availability/accessibility  
**Matrix Code:** Operating Costs of Homeless/AIDS Patients Programs (03T)      **National Objective:** LMC

**Initial Funding Date:** 11/04/2019

**Description:**

Housing, support services, and case management for households that are at risk of homelessness and those that are homeless.

**Financing**

	Fund Type	Grant Year	Grant	Funded Amount	Drawn In Program Year	Drawn Thru Program Year
CDBG	EN	2019	B19MC060599	\$8,370.00	\$8,370.00	\$8,370.00
<b>Total</b>	<b>Total</b>			<b>\$8,370.00</b>	<b>\$8,370.00</b>	<b>\$8,370.00</b>

**Proposed Accomplishments**

People (General) : 85

**Actual Accomplishments**

Number assisted:

	Owner		Renter		Total		Person	
	Total	Hispanic	Total	Hispanic	Total	Hispanic	Total	Hispanic
White:	0	0	0	0	0	0	705	231
Black/African American:	0	0	0	0	0	0	23	0
Asian:	0	0	0	0	0	0	25	0
American Indian/Alaskan Native:	0	0	0	0	0	0	3	1
Native Hawaiian/Other Pacific Islander:	0	0	0	0	0	0	8	1
American Indian/Alaskan Native & White:	0	0	0	0	0	0	11	0
Asian White:	0	0	0	0	0	0	26	18
Black/African American & White:	0	0	0	0	0	0	7	4
American Indian/Alaskan Native & Black/African American:	0	0	0	0	0	0	0	0
Other multi-racial:	0	0	0	0	0	0	171	137
Asian/Pacific Islander:	0	0	0	0	0	0	0	0
Hispanic:	0	0	0	0	0	0	0	0
<b>Total:</b>	<b>0</b>	<b>0</b>	<b>0</b>	<b>0</b>	<b>0</b>	<b>0</b>	<b>979</b>	<b>392</b>
Female-headed Households:	0		0		0			



U.S. Department of Housing and Urban Development  
Office of Community Planning and Development  
Integrated Disbursement and Information System  
CDBG Activity Summary Report (GPR) for Program Year 2019  
SAN CLEMENTE

Date: 05-Oct-2020

Time: 11:28

Page: 8

*Income Category:*

	<b>Owner</b>	<b>Renter</b>	<b>Total</b>	<b>Person</b>
Extremely Low	0	0	0	866
Low Mod	0	0	0	104
Moderate	0	0	0	8
Non Low Moderate	0	0	0	1
Total	0	0	0	979
Percent Low/Mod				99.9%

**Annual Accomplishments**

<b>Years</b>	<b>Accomplishment Narrative</b>	<b># Benefitting</b>
2019	CDBG funds allocated to provide various services to assist lower-income households that are housing and food insecure. A total of 979 San Clemente residents were assisted during the FY 19-20 reporting period - 8 also received rent and or utility assistance. During the final quarter of the reporting period, the agency modified its food bank to allow for drive-thru food pick up. The activity is complete.	



U.S. Department of Housing and Urban Development  
 Office of Community Planning and Development  
 Integrated Disbursement and Information System  
 CDBG Activity Summary Report (GPR) for Program Year 2019  
 SAN CLEMENTE

Date: 05-Oct-2020  
 Time: 11:28  
 Page: 9

**PGM Year:** 2019  
**Project:** 0006 - Laura's House  
**IDIS Activity:** 139 - Laura's House

**Status:** Completed 8/18/2020 12:00:00 AM  
**Location:** 910 Calle Negocio Citywide San Clemente, CA 92673-6268

**Objective:** Create suitable living environments  
**Outcome:** Availability/accessibility  
**Matrix Code:** Services for victims of domestic violence, dating violence, sexual assault or stalking (05G)      **National Objective:** LMC

**Initial Funding Date:** 11/04/2019

**Description:**  
 Shelter, counseling, and support services for victims of domestic violence.

**Financing**

	Fund Type	Grant Year	Grant	Funded Amount	Drawn In Program Year	Drawn Thru Program Year
CDBG	EN	2019	B19MC060599	\$9,865.00	\$9,865.00	\$9,865.00
<b>Total</b>	<b>Total</b>			<b>\$9,865.00</b>	<b>\$9,865.00</b>	<b>\$9,865.00</b>

**Proposed Accomplishments**

People (General) : 222

**Actual Accomplishments**

Number assisted:

	Owner		Renter		Total		Person	
	Total	Hispanic	Total	Hispanic	Total	Hispanic	Total	Hispanic
White:	0	0	0	0	0	0	156	81
Black/African American:	0	0	0	0	0	0	2	0
Asian:	0	0	0	0	0	0	0	0
American Indian/Alaskan Native:	0	0	0	0	0	0	0	0
Native Hawaiian/Other Pacific Islander:	0	0	0	0	0	0	0	0
American Indian/Alaskan Native & White:	0	0	0	0	0	0	1	0
Asian White:	0	0	0	0	0	0	1	0
Black/African American & White:	0	0	0	0	0	0	0	0
American Indian/Alaskan Native & Black/African American:	0	0	0	0	0	0	0	0
Other multi-racial:	0	0	0	0	0	0	5	0
Asian/Pacific Islander:	0	0	0	0	0	0	0	0
Hispanic:	0	0	0	0	0	0	0	0
<b>Total:</b>	<b>0</b>	<b>0</b>	<b>0</b>	<b>0</b>	<b>0</b>	<b>0</b>	<b>165</b>	<b>81</b>
Female-headed Households:	0		0		0			



U.S. Department of Housing and Urban Development  
Office of Community Planning and Development  
Integrated Disbursement and Information System  
CDBG Activity Summary Report (GPR) for Program Year 2019  
SAN CLEMENTE

Date: 05-Oct-2020

Time: 11:28

Page: 10

*Income Category:*

	<b>Owner</b>	<b>Renter</b>	<b>Total</b>	<b>Person</b>
Extremely Low	0	0	0	129
Low Mod	0	0	0	11
Moderate	0	0	0	25
Non Low Moderate	0	0	0	0
Total	0	0	0	165
Percent Low/Mod				100.0%

**Annual Accomplishments**

<b>Years</b>	<b>Accomplishment Narrative</b>	<b># Benefitting</b>
2019	CDBG funds were allocated to support various shelter and support services for victims of domestic violence. During the FY 19-20 reporting period, 136 individuals were assisted via the the 24-hour hotline. Support service such as counseling, life-skills classes and legal advocacy was provided to 136 individuals. Transitional shelter was provided to 29 individuals (including children). The activity is complete.	





U.S. Department of Housing and Urban Development  
 Office of Community Planning and Development  
 Integrated Disbursement and Information System  
 CDBG Activity Summary Report (GPR) for Program Year 2019  
 SAN CLEMENTE

Date: 05-Oct-2020  
 Time: 11:28  
 Page: 11

**PGM Year:** 2019  
**Project:** 0007 - Fun On The Run  
**IDIS Activity:** 140 - Fun On The Run

**Status:** Completed 8/18/2020 12:00:00 AM  
**Location:** 910 Calle Negocio Citywide San Clemente, CA 92673-6268

**Objective:** Create suitable living environments  
**Outcome:** Availability/accessibility  
**Matrix Code:** Youth Services (05D)

**National Objective:** LMC

**Initial Funding Date:** 11/04/2019

**Description:**  
 Youth recreation program.

**Financing**

	Fund Type	Grant Year	Grant	Funded Amount	Drawn In Program Year	Drawn Thru Program Year
CDBG	EN	2019	B19MC060599	\$12,752.00	\$12,752.00	\$12,752.00
<b>Total</b>	<b>Total</b>			<b>\$12,752.00</b>	<b>\$12,752.00</b>	<b>\$12,752.00</b>

**Proposed Accomplishments**

People (General) : 250

**Actual Accomplishments**

*Number assisted:*

	Owner		Renter		Total		Person	
	Total	Hispanic	Total	Hispanic	Total	Hispanic	Total	Hispanic
White:	0	0	0	0	0	0	82	49
Black/African American:	0	0	0	0	0	0	0	0
Asian:	0	0	0	0	0	0	0	0
American Indian/Alaskan Native:	0	0	0	0	0	0	0	0
Native Hawaiian/Other Pacific Islander:	0	0	0	0	0	0	0	0
American Indian/Alaskan Native & White:	0	0	0	0	0	0	0	0
Asian White:	0	0	0	0	0	0	2	0
Black/African American & White:	0	0	0	0	0	0	0	0
American Indian/Alaskan Native & Black/African American:	0	0	0	0	0	0	0	0
Other multi-racial:	0	0	0	0	0	0	12	7
Asian/Pacific Islander:	0	0	0	0	0	0	0	0
Hispanic:	0	0	0	0	0	0	0	0
<b>Total:</b>	<b>0</b>	<b>0</b>	<b>0</b>	<b>0</b>	<b>0</b>	<b>0</b>	<b>96</b>	<b>56</b>
Female-headed Households:	0		0		0			



U.S. Department of Housing and Urban Development  
Office of Community Planning and Development  
Integrated Disbursement and Information System  
CDBG Activity Summary Report (GPR) for Program Year 2019  
SAN CLEMENTE

Date: 05-Oct-2020

Time: 11:28

Page: 12

*Income Category:*

	<b>Owner</b>	<b>Renter</b>	<b>Total</b>	<b>Person</b>
Extremely Low	0	0	0	59
Low Mod	0	0	0	20
Moderate	0	0	0	3
Non Low Moderate	0	0	0	14
Total	0	0	0	96
Percent Low/Mod				85.4%

**Annual Accomplishments**

<b>Years</b>	<b>Accomplishment Narrative</b>	<b># Benefiting</b>
2019	CDBG funds were allocated to support an after-school recreation and homework program for lower-income youths. A total of 96 youths were assisted during the FY 19-20 reporting period. Due to COVID-19 stay-at-home orders, no new youths were assisted during the final quarter of the reporting period. This time period corresponds with the end of the school year and is often when members join the program. The activity is complete. An unspent balance of \$4,113 (2019 funds) will be reprogrammed.	



U.S. Department of Housing and Urban Development  
 Office of Community Planning and Development  
 Integrated Disbursement and Information System  
 CDBG Activity Summary Report (GPR) for Program Year 2019  
 SAN CLEMENTE

Date: 05-Oct-2020  
 Time: 11:28  
 Page: 13

**PGM Year:** 2019  
**Project:** 0008 - Fair Housing Foundation  
**IDIS Activity:** 141 - Fair Housing Foundation

**Status:** Completed 8/18/2020 12:00:00 AM  
**Location:** ,

**Objective:**  
**Outcome:**  
**Matrix Code:** Fair Housing Activities (subject to 20% Admin Cap) (21D) **National Objective:**

**Initial Funding Date:** 11/04/2019

**Description:**

Fair housing outreach, education and enforcement services with the goal to reduce and eliminate impediments to the fair access of housing. A total of 46 households were assisted during the FY 19-20 reporting period. Approximately 89% of assisted households are low and moderate-income. The Fair Housing Foundation (FHF) addressed several landlord-tenant issues. Most prevalent issues were related to notices, habitability, and rights and responsibilities. FHF also received 8 allegations of fair housing law violations. Issues included familial status, national origin, physical disability, sexual orientation, source of income, and mental disability (3 allegations). Six cases were resolved through counseling. Two cases were opened for further investigation. No evidence was found in a case regarding sexual orientation; however, the allegations were sustained in the case of familial status. Resolution of this case is pending. The activity is complete.

**Financing**

	Fund Type	Grant Year	Grant	Funded Amount	Drawn In Program Year	Drawn Thru Program Year
CDBG	EN	2019	B19MC060599	\$4,465.00	\$4,465.00	\$4,465.00
<b>Total</b>	<b>Total</b>			<b>\$4,465.00</b>	<b>\$4,465.00</b>	<b>\$4,465.00</b>

**Proposed Accomplishments**

**Actual Accomplishments**

*Number assisted:*

	<b>Owner</b>		<b>Renter</b>		<b>Total</b>		<b>Person</b>	
	Total	Hispanic	Total	Hispanic	Total	Hispanic	Total	Hispanic
White:					0	0		
Black/African American:					0	0		
Asian:					0	0		
American Indian/Alaskan Native:					0	0		
Native Hawaiian/Other Pacific Islander:					0	0		
American Indian/Alaskan Native & White:					0	0		
Asian White:					0	0		
Black/African American & White:					0	0		



U.S. Department of Housing and Urban Development  
 Office of Community Planning and Development  
 Integrated Disbursement and Information System  
 CDBG Activity Summary Report (GPR) for Program Year 2019  
 SAN CLEMENTE

Date: 05-Oct-2020  
 Time: 11:28  
 Page: 14

American Indian/Alaskan Native & Black/African American:	0	0							
Other multi-racial:	0	0							
Asian/Pacific Islander:	0	0							
Hispanic:	0	0							
<b>Total:</b>	<b>0</b>	<b>0</b>	<b>0</b>	<b>0</b>	<b>0</b>	<b>0</b>	<b>0</b>	<b>0</b>	<b>0</b>
Female-headed Households:	0								

*Income Category:*

	<b>Owner</b>	<b>Renter</b>	<b>Total</b>	<b>Person</b>
Extremely Low			0	
Low Mod			0	
Moderate			0	
Non Low Moderate			0	
Total	0	0	0	0
Percent Low/Mod				

**Annual Accomplishments**

No data returned for this view. This might be because the applied filter excludes all data.



U.S. Department of Housing and Urban Development  
 Office of Community Planning and Development  
 Integrated Disbursement and Information System  
 CDBG Activity Summary Report (GPR) for Program Year 2019  
 SAN CLEMENTE

Date: 05-Oct-2020  
 Time: 11:28  
 Page: 15

**PGM Year:** 2019  
**Project:** 0009 - CDBG Program Administration  
**IDIS Activity:** 142 - CDBG Program Administration

**Status:** Completed 8/18/2020 12:00:00 AM  
**Location:** ,

**Objective:**  
**Outcome:**  
**Matrix Code:** General Program Administration (21A)      **National Objective:**

**Initial Funding Date:** 11/04/2019

**Description:**  
 Program oversight and coordination including management of public service grants, housing rehabilitation programs, and preparation of required applications and reports. During the reporting period administrative tasks also included preparation of the 2020-2024 Consolidated Plan and the 202-2024 Orange County Analysis of Fair Housing. Funds were also used for the initial steps required to accept CDBG-Coronavirus (CDBG-CV) funds authorized by the CARES Act of 2020. The activity is complete. An unspent balance of \$2,497 (2019 funds) will be reprogrammed.

**Financing**

	Fund Type	Grant Year	Grant	Funded Amount	Drawn In Program Year	Drawn Thru Program Year
CDBG	EN	2019	B19MC060599	\$62,328.00	\$62,328.00	\$62,328.00
<b>Total</b>	<b>Total</b>			<b>\$62,328.00</b>	<b>\$62,328.00</b>	<b>\$62,328.00</b>

**Proposed Accomplishments**

**Actual Accomplishments**

*Number assisted:*

	Owner		Renter		Total		Person	
	Total	Hispanic	Total	Hispanic	Total	Hispanic	Total	Hispanic
White:					0	0		
Black/African American:					0	0		
Asian:					0	0		
American Indian/Alaskan Native:					0	0		
Native Hawaiian/Other Pacific Islander:					0	0		
American Indian/Alaskan Native & White:					0	0		
Asian White:					0	0		
Black/African American & White:					0	0		
American Indian/Alaskan Native & Black/African American:					0	0		
Other multi-racial:					0	0		
Asian/Pacific Islander:					0	0		
Hispanic:					0	0		
<b>Total:</b>	<b>0</b>	<b>0</b>	<b>0</b>	<b>0</b>	<b>0</b>	<b>0</b>	<b>0</b>	<b>0</b>



U.S. Department of Housing and Urban Development  
Office of Community Planning and Development  
Integrated Disbursement and Information System  
CDBG Activity Summary Report (GPR) for Program Year 2019  
SAN CLEMENTE

Date: 05-Oct-2020

Time: 11:28

Page: 16

Female-headed Households:

0

*Income Category:*

	<b>Owner</b>	<b>Renter</b>	<b>Total</b>	<b>Person</b>
Extremely Low			0	
Low Mod			0	
Moderate			0	
Non Low Moderate			0	
Total	0	0	0	0
Percent Low/Mod				

**Annual Accomplishments**

No data returned for this view. This might be because the applied filter excludes all data.



U.S. Department of Housing and Urban Development  
 Office of Community Planning and Development  
 Integrated Disbursement and Information System  
 CDBG Activity Summary Report (GPR) for Program Year 2019  
 SAN CLEMENTE

Date: 05-Oct-2020  
 Time: 11:28  
 Page: 17

**PGM Year:** 2019  
**Project:** 0010 - Capital Project: Avenida Cabrillo Sidewalks  
**IDIS Activity:** 143 - Avenida Cabrillo Sidewalks

**Status:** Open  
**Location:** 910 Calle Negocio Citywide San Clemente, CA 92673-6268

**Objective:** Create suitable living environments  
**Outcome:** Sustainability  
**Matrix Code:** Street Improvements (03K)

**National Objective:** LMA

**Initial Funding Date:** 11/04/2019

**Description:**

Installation of missing and replacement of deteriorated sidewalks.

**Financing**

	Fund Type	Grant Year	Grant	Funded Amount	Drawn In Program Year	Drawn Thru Program Year
CDBG	EN	2018	B18MC060599	\$206,208.00	\$115,338.00	\$115,338.00
<b>Total</b>	<b>Total</b>			<b>\$206,208.00</b>	<b>\$115,338.00</b>	<b>\$115,338.00</b>

**Proposed Accomplishments**

People (General) : 1,810  
 Total Population in Service Area: 1,810  
 Census Tract Percent Low / Mod: 77.90

**Annual Accomplishments**

Years	Accomplishment Narrative	# Benefiting
2019	The 2019-20 CDBG funds were allocated to reconstruct sidewalks on the 100 and 200 Block of Avenida Cabrillo. The project design and specifications for sidewalk improvements and ADA-compliant curb ramps were completed during the reporting period. Additional funding was allocated for this project in FY 2020-21. Construction is scheduled to begin during the FY 20-21 reporting period.	



U.S. Department of Housing and Urban Development  
Office of Community Planning and Development  
Integrated Disbursement and Information System  
CDBG Activity Summary Report (GPR) for Program Year 2019  
SAN CLEMENTE

Date: 05-Oct-2020


Time: 11:28

Page: 18

---

<b>Total Funded Amount:</b>	<b>\$963,396.00</b>
<b>Total Drawn Thru Program Year:</b>	<b>\$872,526.00</b>
<b>Total Drawn In Program Year:</b>	<b>\$520,897.00</b>






Office of Community Planning and Development  
U.S. Department of Housing and Urban Development  
Integrated Disbursement and Information System  
PR26 - CDBG Financial Summary Report  
Program Year 2019  
SAN CLEMENTE , CA

DATE: 10-05-20  
TIME: 11:30  
PAGE: 1

PART I: SUMMARY OF CDBG RESOURCES	
01 UNEXPENDED CDBG FUNDS AT END OF PREVIOUS PROGRAM YEAR	490,009.61
02 ENTITLEMENT GRANT	346,463.00
03 SURPLUS URBAN RENEWAL	0.00
04 SECTION 108 GUARANTEED LOAN FUNDS	0.00
05 CURRENT YEAR PROGRAM INCOME	55,590.37
05a CURRENT YEAR SECTION 108 PROGRAM INCOME (FOR SI TYPE)	0.00
06 FUNDS RETURNED TO THE LINE-OF-CREDIT	0.00
06a FUNDS RETURNED TO THE LOCAL CDBG ACCOUNT	0.00
07 ADJUSTMENT TO COMPUTE TOTAL AVAILABLE	0.00
08 TOTAL AVAILABLE (SUM, LINES 01-07)	892,062.98
PART II: SUMMARY OF CDBG EXPENDITURES	
09 DISBURSEMENTS OTHER THAN SECTION 108 REPAYMENTS AND PLANNING/ADMINISTRATION	454,104.00
10 ADJUSTMENT TO COMPUTE TOTAL AMOUNT SUBJECT TO LOW/MOD BENEFIT	0.00
11 AMOUNT SUBJECT TO LOW/MOD BENEFIT (LINE 09 + LINE 10)	454,104.00
12 DISBURSED IN IDIS FOR PLANNING/ADMINISTRATION	66,793.00
13 DISBURSED IN IDIS FOR SECTION 108 REPAYMENTS	0.00
14 ADJUSTMENT TO COMPUTE TOTAL EXPENDITURES	0.00
15 TOTAL EXPENDITURES (SUM, LINES 11-14)	520,897.00
16 UNEXPENDED BALANCE (LINE 08 - LINE 15)	371,165.98
PART III: LOWMOD BENEFIT THIS REPORTING PERIOD	
17 EXPENDED FOR LOW/MOD HOUSING IN SPECIAL AREAS	0.00
18 EXPENDED FOR LOW/MOD MULTI-UNIT HOUSING	0.00
19 DISBURSED FOR OTHER LOW/MOD ACTIVITIES	454,104.00
20 ADJUSTMENT TO COMPUTE TOTAL LOW/MOD CREDIT	0.00
21 TOTAL LOW/MOD CREDIT (SUM, LINES 17-20)	454,104.00
22 PERCENT LOW/MOD CREDIT (LINE 21/LINE 11)	100.00%
LOW/MOD BENEFIT FOR MULTI-YEAR CERTIFICATIONS	
23 PROGRAM YEARS(PY) COVERED IN CERTIFICATION	PY: PY: PY:
24 CUMULATIVE NET EXPENDITURES SUBJECT TO LOW/MOD BENEFIT CALCULATION	0.00
25 CUMULATIVE EXPENDITURES BENEFITING LOW/MOD PERSONS	0.00
26 PERCENT BENEFIT TO LOW/MOD PERSONS (LINE 25/LINE 24)	0.00%
PART IV: PUBLIC SERVICE (PS) CAP CALCULATIONS	
27 DISBURSED IN IDIS FOR PUBLIC SERVICES	47,852.00
28 PS UNLIQUIDATED OBLIGATIONS AT END OF CURRENT PROGRAM YEAR	0.00
29 PS UNLIQUIDATED OBLIGATIONS AT END OF PREVIOUS PROGRAM YEAR	0.00
30 ADJUSTMENT TO COMPUTE TOTAL PS OBLIGATIONS	0.00
31 TOTAL PS OBLIGATIONS (LINE 27 + LINE 28 - LINE 29 + LINE 30)	47,852.00
32 ENTITLEMENT GRANT	346,463.00
33 PRIOR YEAR PROGRAM INCOME	40,261.00
34 ADJUSTMENT TO COMPUTE TOTAL SUBJECT TO PS CAP	0.00
35 TOTAL SUBJECT TO PS CAP (SUM, LINES 32-34)	386,724.00
36 PERCENT FUNDS OBLIGATED FOR PS ACTIVITIES (LINE 31/LINE 35)	12.37%
PART V: PLANNING AND ADMINISTRATION (PA) CAP	
37 DISBURSED IN IDIS FOR PLANNING/ADMINISTRATION	66,793.00
38 PA UNLIQUIDATED OBLIGATIONS AT END OF CURRENT PROGRAM YEAR	0.00
39 PA UNLIQUIDATED OBLIGATIONS AT END OF PREVIOUS PROGRAM YEAR	0.00
40 ADJUSTMENT TO COMPUTE TOTAL PA OBLIGATIONS	0.00
41 TOTAL PA OBLIGATIONS (LINE 37 + LINE 38 - LINE 39 +LINE 40)	66,793.00
42 ENTITLEMENT GRANT	346,463.00
43 CURRENT YEAR PROGRAM INCOME	55,590.37
44 ADJUSTMENT TO COMPUTE TOTAL SUBJECT TO PA CAP	0.00
45 TOTAL SUBJECT TO PA CAP (SUM, LINES 42-44)	402,053.37
46 PERCENT FUNDS OBLIGATED FOR PA ACTIVITIES (LINE 41/LINE 45)	16.61%



Office of Community Planning and Development  
 U.S. Department of Housing and Urban Development  
 Integrated Disbursement and Information System  
 PR26 - CDBG Financial Summary Report  
 Program Year 2019  
 SAN CLEMENTE , CA

DATE: 10-05-20  
 TIME: 11:30  
 PAGE: 2

LINE 17 DETAIL: ACTIVITIES TO CONSIDER IN DETERMINING THE AMOUNT TO ENTER ON LINE 17

Report returned no data.

LINE 18 DETAIL: ACTIVITIES TO CONSIDER IN DETERMINING THE AMOUNT TO ENTER ON LINE 18


Report returned no data.

LINE 19 DETAIL: ACTIVITIES INCLUDED IN THE COMPUTATION OF LINE 19

Plan Year	IDIS Project	IDIS Activity	Voucher Number	Activity Name	Matrix Code	National Objective	Drawn Amount
2019	10	143	6369905	Avenida Cabrillo Sidewalks	03K	LMA	\$109,572.00
2019	10	143	6404043	Avenida Cabrillo Sidewalks	03K	LMA	\$5,766.00
					03K	Matrix Code	\$115,338.00
2016	10	114	6323264	Avenida Palizada Sidewalk	03L	LMA	\$180,902.00
2016	10	114	6351731	Avenida Palizada Sidewalk	03L	LMA	\$20,829.00
2016	10	114	6359735	Avenida Palizada Sidewalk	03L	LMA	\$16,950.00
					03L	Matrix Code	\$218,681.00
2019	5	138	6323264	Family Assistance Ministries	03T	LMC	\$3,270.00
2019	5	138	6369905	Family Assistance Ministries	03T	LMC	\$2,958.00
2019	5	138	6404043	Family Assistance Ministries	03T	LMC	\$2,142.00
					03T	Matrix Code	\$8,370.00
2019	7	140	6351731	Fun On The Run	05D	LMC	\$8,047.00
2019	7	140	6404043	Fun On The Run	05D	LMC	\$4,705.00
					05D	Matrix Code	\$12,752.00
2019	6	139	6323264	Laura's House	05G	LMC	\$3,562.00
2019	6	139	6351731	Laura's House	05G	LMC	\$2,170.00
2019	6	139	6404043	Laura's House	05G	LMC	\$4,133.00
					05G	Matrix Code	\$9,865.00
2019	4	137	6323264	Camino Health Center	05M	LMC	\$4,216.00
2019	4	137	6351731	Camino Health Center	05M	LMC	\$4,216.00
2019	4	137	6404043	Camino Health Center	05M	LMC	\$8,433.00
					05M	Matrix Code	\$16,865.00
2019	1	134	6323264	Home Rehabilitation Program	14A	LMH	\$744.00
2019	1	134	6369905	Home Rehabilitation Program	14A	LMH	\$31,325.00
2019	1	134	6404043	Home Rehabilitation Program	14A	LMH	\$36,264.00
					14A	Matrix Code	\$68,333.00
2019	3	136	6351731	Commercial Signs and Minor Facade Improvement Grants	14E	LMA	\$2,000.00
2019	3	136	6404043	Commercial Signs and Minor Facade Improvement Grants	14E	LMA	\$1,900.00
					14E	Matrix Code	\$3,900.00
Total							\$454,104.00

LINE 27 DETAIL: ACTIVITIES INCLUDED IN THE COMPUTATION OF LINE 27

Plan Year	IDIS Project	IDIS Activity	Voucher Number	Activity Name	Matrix Code	National Objective	Drawn Amount
2019	5	138	6323264	Family Assistance Ministries	03T	LMC	\$3,270.00
2019	5	138	6369905	Family Assistance Ministries	03T	LMC	\$2,958.00
2019	5	138	6404043	Family Assistance Ministries	03T	LMC	\$2,142.00
					03T	Matrix Code	\$8,370.00
2019	7	140	6351731	Fun On The Run	05D	LMC	\$8,047.00
2019	7	140	6404043	Fun On The Run	05D	LMC	\$4,705.00
					05D	Matrix Code	\$12,752.00
2019	6	139	6323264	Laura's House	05G	LMC	\$3,562.00
2019	6	139	6351731	Laura's House	05G	LMC	\$2,170.00
2019	6	139	6404043	Laura's House	05G	LMC	\$4,133.00
					05G	Matrix Code	\$9,865.00



Office of Community Planning and Development  
 U.S. Department of Housing and Urban Development  
 Integrated Disbursement and Information System  
 PR26 - CDBG Financial Summary Report  
 Program Year 2019  
 SAN CLEMENTE , CA

DATE: 10-05-20  
 TIME: 11:30  
 PAGE: 3

Plan Year	IDIS Project	IDIS Activity	Voucher Number	Activity Name	Matrix Code	National Objective	Drawn Amount
2019	4	137	6323264	Camino Health Center	05M	LMC	\$4,216.00
2019	4	137	6351731	Camino Health Center	05M	LMC	\$4,216.00
2019	4	137	6404043	Camino Health Center	05M	LMC	\$8,433.00
					05M	Matrix Code	\$16,865.00
Total							\$47,852.00

LINE 37 DETAIL: ACTIVITIES INCLUDED IN THE COMPUTATION OF LINE 37

Plan Year	IDIS Project	IDIS Activity	Voucher Number	Activity Name	Matrix Code	National Objective	Drawn Amount
2019	9	142	6323264	CDBG Program Administration	21A		\$11,402.00
2019	9	142	6351731	CDBG Program Administration	21A		\$12,633.00
2019	9	142	6369905	CDBG Program Administration	21A		\$11,811.00
2019	9	142	6404043	CDBG Program Administration	21A		\$26,482.00
					21A	Matrix Code	\$62,328.00
2019	8	141	6351731	Fair Housing Foundation	21D		\$2,291.00
2019	8	141	6404043	Fair Housing Foundation	21D		\$2,174.00
					21D	Matrix Code	\$4,465.00
Total							\$66,793.00