


FESTIVE & FUN

FOURTH OF JULY RECIPES



Cheesecake dip with Strawberries

INGREDIENTS

1 (8 OUNCES) PACKAGE
CREAM
CHEESE - SOFTENED

1/2 CUP SOUR CREAM


1/2 CUP
CONFECTIONERS' SUGAR

2 TABLESPOONS MILK

1/2 TEASPOON
ALMOND EXTRACT

1/2 TEASPOON
VANILLA EXTRACT

2 PINTS FRESH
STRAWBERRIES
1/2 CUP GRAHAM
CRACKER CRUMBS



INSTRUCTIONS

IN A BOWL, BEAT THE CREAM
CHEESE UNTIL SMOOTH.

ADD THE SOUR CREAM,
CONFECTIONERS' SUGAR, MILK,
ALMOND EXTRACT, AND
VANILLA EXTRACT
MIX UNTIL SMOOTH.

TO SERVE, ADD THE
CHEESECAKE DIP TO ONE
BOWL AND FILL ANOTHER
BOWL WITH THE GRAHAM
CRACKER CRUMBS.

SERVE WITH WHOLE
STRAWBERRIES FOR DIPPING.

TO EAT, DIP THE
STRAWBERRIES INTO THE
CHEESECAKE MIXTURE AND
THEN INTO THE CRUMBS.



Beaches Parks and Recreation Division

San Clemente Community Center - 100 N Calle Seville - (949)361-8264

San Clemente Aquatic Center - 987 Avenida Vista Hermosa - (949)429 -8797

Ole Hanson Beach Club - 105 Avenida Pico - (949)431-2959

www.san-clemente.org/recreation

FESTIVE & FUN

FOURTH OF JULY RECIPES



American Flag Marshmallow Pops




INGREDIENTS

MARSHMALLOWS

RED, ROYAL BLUE
AND BRIGHT WHITE
CANDY MELTS

LOLLIPOP STICKS

WHITE STAR
SPRINKLES



INSTRUCTIONS

MELT 20 BRIGHT WHITE WILTON CANDY MELTS IN THE MICROWAVE. START WITH 30 SECONDS, OPEN THE MICROWAVE AND GIVE THE CANDY MELTS A STIR. NOW CONTINUE MICROWAVING THE MELTS 10 SECONDS AT A TIME UNTIL THEY ARE FULLY MELTED.

PLACE TWO MARSHMALLOWS ON THE LOLLIPOP STICK AND THEN USING A SPOON COVER THE MARSHMALLOWS IN THE WHITE CANDY MELT MIXTURE. ALLOW THE CANDY TO HARDEN BEFORE YOU ADD A THIRD MARSHMALLOW TO THE STICK.

ONCE THE WHITE CANDY MELT MIXTURE HAS COMPLETELY COOLED, REPEAT THE PROCEDURE WITH THE WILTON ROYAL BLUE CANDY MELTS ON THE THIRD MARSHMALLOW.

BEFORE THE ROYAL BLUE CANDY MELTS HAS COOLED AND HARDENED PRESS THE WHITE STAR SPRINKLES ONTO THE BLUE CANDY MELT MIXTURE.

PLACE THE AMERICAN FLAG MARSHMALLOW POP ASIDE TO COOL.

MICROWAVE 15 WILTON RED CANDY MELTS UNTIL MELTED. STIR A BIT THEN DRIZZLE ONTO THE TWO REMAINING MARSHMALLOWS

Beaches Parks and Recreation Division

San Clemente Community Center - 100 N Calle Seville - (949)361-8264

San Clemente Aquatic Center - 987 Avenida Vista Hermosa - (949)429 -8797

Ole Hanson Beach Club - 105 Avenida Pico - (949)431-2959

www.san-clemente.org/recreation



FESTIVE & FUN

FOURTH OF JULY RECIPES



4th of July Firecracker Dogs


INGREDIENTS

1 CAN
REFRIDGERATED
BREADSTICK DOUGH

2 PACKAGES -16 HOT
DOGS

16 THICK
SLICES COLBY
CHEESE

16 SKEWERS



INSTRUCTIONS

FIRST TAKE YOUR SKEWERS AND STICK THEM ALL THE WAY THROUGH YOUR HOT DOGS LEAVING ABOUT AN INCH AND A HALF EXPOSED OUT OF THE TOP OF EACH HOT DOG.

THEN TAKE A PIECE OF BREADSTICK DOUGH AND CAREFULLY WRAP IT AROUND THE HOT DOG UNTIL YOU GET TO THE TOP. PLACE THE WRAPPED DOGS ON PARCHMENT PAPER AND BAKE ACCORDING TO THE PACKAGE DIRECTIONS FOR THE BREADSTICK DOUGH.

WHILE THE HOT DOGS ARE COOKING TAKE OUT YOUR CHEESE SLICES, THE KEY TO THIS STEP IS TO GO TO YOUR GROCERS DELI COUNTER AND ASK FOR THEM TO SLICE YOU PIECES OF CHEESE THAT ARE 1/4"-3/8" THICK. THEN USING A SMALL STAR COOKIE CUTTER CUT OUT YOUR STARS.

AFTER YOUR DOGS HAVE COOLED FOR 2-3 MINUTES STICK THE STAR THROUGH THE SKEWER AT THE TOP.

YOU CAN JUST LAYER THEM ON TOP OF EACH OTHER ON A PLATE. ENJOY!

Beaches Parks and Recreation Division

San Clemente Community Center - 100 N Calle Seville - (949)361-8264

San Clemente Aquatic Center - 987 Avenida Vista Hermosa - (949)429 -8797

Ole Hanson Beach Club - 105 Avenida Pico - (949)431-2959

www.san-clemente.org/recreation

