



City of San Clemente

4th
Quarter Report
Ending June 30, 2017

FY 2016-17

James Makshanoff,
City Manager

Erik Sund,
Assistant City Manager



City of San Clemente City Manager

James Makshanoff, City Manager
Phone: 361-8322 Fax: 361-8283
MakshanoffJ@san-clemente.org

December 19, 2017

Honorable Mayor and Councilmembers:

Submitted for your review is the City of San Clemente's quarterly report for the period ending June 30, 2017. The intent of this report is to provide the Council, staff and citizens with an overview of the financial condition of the City for the fourth quarter of Fiscal Year 2016-17.

The report also contains an update of the City's performance measurement system and capital improvement program.

Please feel free to call me if you have any questions regarding this report.

Sincerely,

James Makshanoff
City Manager



April – June 2017

CURRENT FINANCIAL CONDITION

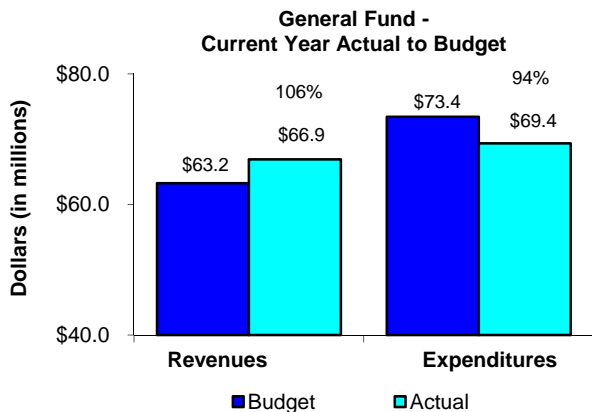
In FY 2016-17, the City's maintained a positive operating position in the General Fund. The City's growth in its major revenue sources exceeded expectations. Expenditures were lower than expected for a variety of reasons. Further information is included in this report.

GENERAL FUND

General Fund revenues through the fourth quarter total \$66.9 million, or 106% of the \$63.2 million annual budget. General Fund revenue is \$5.8 million higher than last year's fourth quarter total of \$61.2 million mainly due to higher property taxes and sales tax receipts in the current fiscal year.


General Fund expenditures total \$69.3 million for the fourth quarter, or 94% of the \$73.4 million annual budget, as compared to \$65.8 million at this time last year. In total, expenditures ended the quarter \$3.5 million higher than the same period for the prior year.


Further information on General Fund revenues and expenditures are discussed further in this report.





GENERAL FUND REVENUES


Revenues by Category	Budget	YTD Actual	%
Property Taxes	29,610,150	31,097,214	105%
Sales Tax	9,614,000	9,931,846	103%
Transient Occ. Tax	2,560,660	2,798,585	109%
Other Taxes	3,448,200	3,446,529	100%
Permits & Fees	1,721,130	1,679,051	98%
Intergovernmental	3,052,980	2,987,527	98%
Service Charges	5,273,040	5,864,927	111%
Fines	557,000	533,413	96%
Interest, Rents, Other	2,268,250	2,376,254	105%
Interfund Transfers	5,142,570	6,213,967	121%
	63,247,980	66,929,313	106%


➤ **Property Taxes:**  Property taxes total \$31.1 million, primarily from secured taxes. This is higher than the \$29.3 million from the prior year mainly due to new development and continued growth in assessed valuations.


➤ **Sales Tax:**  Sales taxes receipts amount to \$9.9 million at the end of the 4th quarter, higher than the \$9.0 million in the prior year mainly due to timing of receipts from the elimination of the triple flip and additional revenue from the San Clemente Retail Outlets and the Estrella shopping development.


➤ **Transient Occupancy Taxes (TOT):**  Transient occupancy taxes total \$2.8 million, \$466,000 higher than this time last year. STLU receipts accounted for the majority of the increase from the prior year.

➤ **Other Taxes:**  Other taxes, consisting mostly of franchise fees and business licenses, total \$3.4 million, \$100,000 lower than the prior year mainly due to decreases in franchise fees from Cox and SDG&E.

➤ **Permits & Fees:**  Permits and fees are at \$1.7 million, \$266,000 lower than the prior year due to decreases in construction permits for new construction, which included San Clemente Retail Outlets and Sea Summit residential developments in the prior year.

➤ **Intergovernmental:**  Intergovernmental, mainly from grant revenues, is at \$3.0 million, a \$1.9 million increase from last year due to the City receiving more grants for SCRides and for Safe Routes to School. These grants are anticipated to be fully realized in FY 2017-18.

➤ **Service Charges:**  Service charges, from general government, public safety, parking meter and recreation, amount to \$5.9 million, about \$149,000 higher the 4th quarter of the prior year primarily from higher ambulance, parking meter, and recreation service charges, which were somewhat offset by lower building and planning fees received in the current year.

➤ **Fines:**  Fine revenue is \$533,000, \$63,000 lower than the prior year, mainly from decreases in administration citations and parking violation revenues as compared to the prior year.

Interfund Transfers:  Interfund transfers total \$6.2 million, up \$1.0 million from the prior year due to the State authorizing a \$1.0 million interest increase to the former Redevelopment Agency loan balance.



GENERAL FUND EXPENDITURES



Expenditure by Type	Budget	YTD Actual	%
Salaries	12,049,118	11,250,439	93%
Benefits	5,337,470	4,746,871	89%
Supplies	1,365,540	1,148,396	84%
Contractual Services	34,418,362	32,769,092	95%
Other Charges	1,119,040	1,231,320	110%
Capital Outlay	9,732,350	8,783,115	90%
Interdepartmental	4,208,920	4,238,652	101%
Transfers & Debt	5,191,848	5,191,125	100%
Total	73,422,648	69,359,010	94%

Expenditure by Dept	Budget	YTD Actual	%
General Government	5,404,210	4,951,483	92%
City General	9,627,668	9,284,288	96%
Police	14,524,180	13,908,904	96%
Fire	9,031,050	8,979,430	99%
Comm. Development	5,992,870	5,290,170	88%
Public Works	22,225,480	20,317,666	91%
Beaches, Parks & Rec	6,617,190	6,627,069	100%
Total	73,422,648	69,359,010	94%

Expenditures at the end of the fourth quarter are \$69.4 million compared to the prior years \$65.8 million.

All departments had increases from the prior year, except Beaches, Parks and Recreation. The Beaches, Parks and Recreation decrease from the FY 2015-16 amount was the result of the Ole Hanson Beach Club project completion in the prior year. Police increases from the prior year of \$1.7 million are from Sheriff's contract increases and a lower vacancy credit, as compared to the previous year. Fire increased from the prior year by \$300,000, with \$200,000 from OCFA contract increases and \$100,000 from ambulance services. City General increased \$700,000 based on one-time transfers and unfunded past service PERS safety increases. Public works increased \$4.9 million from the \$15.4 million in the prior year due to various capital projects including increased spending for street maintenance, slurry seal, and the sand replenishment project.

When compared to budget, savings were realized in salaries and benefits from vacant positions and contractual services for maintenance contracts and temporary staffing services in Community Development.

ENTERPRISE FUNDS

The following tables summarize the operating revenues, operating expenses, and changes in operating fund working capital for enterprise funds including Water, Sewer, Golf, Storm Drain and Clean Ocean funds.

Revenues

Revenue	Budget	YTD Actual	%
Water Fund	17,484,670	18,219,813	104%
Sewer Fund	9,058,432	8,911,529	98%
Golf Fund	2,291,150	2,161,893	94%
Storm Drain Fund	1,534,728	1,545,849	101%
Clean Ocean Fund	2,608,903	2,595,503	99%

Metered Water revenue is up \$0.9 million compared to the previous year as consumption increased. No Drought penalties were collected in FY 2016-17, reducing revenues by \$1.3 million from FY 2015-16. Recycled water revenue increased by \$0.5 million compared to the previous year. Sewer service charges declined by \$0.2 million and total revenue decreased \$0.6 million due to a large insurance reimbursement received in FY 2015-16.

Golf Course revenue is down \$72,000 from lower green fees (\$48,300) and concession revenues (\$23,700), when compared to FY 2015-16.

Storm Drain and Clean Ocean fees are fixed and do not change significantly from year to year. Both are within budgeted expectations for FY 2016-17.

Expenses

Expenses	Budget	YTD Actual	%
Water Fund	20,862,600	20,184,866	97%
Sewer Fund	9,752,450	9,599,353	98%
Golf Fund	2,257,710	2,191,923	97%
Storm Drain Fund	1,756,910	1,581,518	90%
Clean Ocean Fund	4,419,930	3,692,150	84%

Water expenses increased \$0.5 million when compared to the prior year. Purchased water increased \$0.2 million, salary & benefits increased \$0.2 million, and major maintenance increased \$0.1 million. For the Sewer Fund, increases in insurance, purchased water, and maintenance expenses caused total operating expenses to increase \$185,000 year over year. Full time salary expenses also increased, while contractual charges decreased, as unfilled positions were filled.

Golf expenses decreased \$294,000 compared to the previous year. Expenses decreased for purchased water, one-time personnel retirement costs, and electricity. Clean Ocean expenses increased \$509,000 in major maintenance and capital improvement projects when compared to the previous year.

Working Capital

Working Capital	Budget	YTD Actual
Water Fund	1,354,243	2,767,120
Sewer Fund	1,714,434	1,720,628
Golf Fund	-422,545	-486,014
Storm Drain Fund	451,898	638,410
Clean Ocean Fund	1,176,094	1,890,475

Working capital levels are adequate in all Enterprise Funds except the Golf Fund, which has a negative working capital balance.

WHAT'S NEXT

- Detailed budgetary information can be obtained from the Finance and Administrative Services Department or on the City's website at www.san-clemente.org



Good. Positive Indicator;



Caution. Unsettled Indicator;



Problem. Negative Indicator

Performance Measures

General Government

Performance Measures	2015-16 Actual	2016-17 Budget	2016-17 4th	2016-17 Y-T-D
City Clerk				
Budget:	\$686,960	\$831,940	\$150,439	\$707,693
Workload Outputs:				
Number of Regular City Council minutes prepared within 21 days of meeting	23	21	6	21
Number of City Council Agendas/Packets posted 7 days prior to meeting	23	21	6	21
Number of formal public records requests	267	300	148	424
Number of contracts released within 7 working days of receipt of completed contract and securities	122	125	42	162
Number of Council-adopted resolutions processed within 7 working days of adoption	64	70	12	48
Number of Council-adopted ordinances processed within 7 working days of adoption	22	25	3	125
Effectiveness:				
Percent of Regular Council Minutes produced within 21 days	100.0%	100.0%	100.0%	100.0%
Percentage of Agendas/Packets provided at least 7 days prior to the meeting	100.0%	100.0%	100.0%	100.0%
Percentage of public records requests responded to within 10 days	100.0%	100.0%	100.0%	100.0%
Percent of contracts released within 7 working days of receipt of completed contract and securities	100.0%	100.0%	100.0%	100.0%
Percent of Council adopted resolutions processed within 7 working days of adoption.	100.0%	100.0%	100.0%	100.0%
Percent of Council adopted ordinances processed within 7 working days of adoption.	100.0%	100.0%	100.0%	100.0%

Performance Measures

Finance & Administrative Services

Performance Measures	2015-16 Actual	2016-17 Budget	2016-17 4th	2016-17 Y-T-D
<u>Finance & Administrative Services Administration</u>				
Budget:	\$500,181	\$647,350	\$136,711	\$528,742
Efficiency:				
Percentage of quarterly reports completed within the end of the month after the financial close of the quarter.	100.0%	100.0%	100.0%	100.0%
Rate of return on investments	0.70%	0.90%	1.33%	1.13%
Effectiveness:				
Percent of actual General Fund revenues to projections*	104.5%	98.0%	101.8%	101.8%
Percentage of City operating funds in balance*	96.0%	98.0%	96.2%	96.2%
Percentage of adopted fiscal policies in compliance*	85.1%	98.0%	89.4%	89.4%
* Annual measurement.				
<u>Finance Division</u>				
Budget:	\$2,022,849	\$2,330,640	\$543,738	\$2,132,237
Workload Outputs:				
Number of accounting transactions processed	29,223	28,100	7,709	30,310
Number of TOT audits performed per year	0	4	0	0
Number of utility bills generated per year	222,098	220,000	53,479	223,533
Number of business licenses issued	5,794	5,600	1,393	5,541
Efficiency:				
Average cost to process accounting transactions	\$27.93	\$30.25	\$26.60	\$29.06
Average cost to generate a utility bill	\$3.56	\$3.70	\$3.93	\$3.55
Average cost to generate a business license	\$22.32	\$24.10	\$42.56	\$34.84
Effectiveness:				
Percentage of total annual TOT revenue audited	0.0%	20.0%	0.0%	0.0%
Percentage accuracy of financial transactions within established accuracy rates	100.0%	98.0%	100.0%	100.00%
Percentage of receivables written off	0.22%	0.30%	0.63%	0.50%
Percentage of receivables over 60 days old	36.6%	24.0%	19.8%	27.1%

Performance Measures

Finance & Administrative Services

Performance Measures	2015-16 Actual	2016-17 Budget	2016-17 4th	2016-17 Y-T-D
Human Resources				
Budget:	\$565,488	\$739,240	\$134,705	\$537,623
Workload Outputs:				
Number of recruitments	53	35	12	44
Number of employees hired	75	90	5	23
Number of open Workers' Compensation claims	30	30	25	30
Number of employees completing a HR customer satisfaction survey	0	125	0	0
Efficiency:				
Percentage of recruitments opened within 2 workdays of being approved	100%	90.0%	100.0%	100.0%
Percentage of employees scheduled for pre-employment orientation within 2 work days of receipt of PA by Human Resources office	100%	90.0%	100%	100.0%
Effectiveness:				
Percentage of employees on Workers' Compensation whose initial paperwork is processed within 1 work day	90.9	90.0%	83.0%	84.2%
Percent of employees rating the overall satisfaction with HR as either "Satisfied" or "Very Satisfied"*	0.0%	85.0%	0.0%	0.0%
*annual measurement				
Information Technology				
Budget:	\$1,529,412	\$2,781,260	\$849,245	\$2,215,063
Workload Outputs:				
Number of workstation computers administered	272	285	281	278
Number of IT Help Desk service requests closed	1,522	1,400	552	2,149
Number of server computers administered (virtual, physical, and other)	69	65	65	66
Efficiency:				
Percentage of requests for computer services initial response provided within 1 business hour	55.6%	80.0%	77.2%	72.8%
Percent of requests for computer services resolved within SLA Estimated Resolution Timeframe	85.3%	95.0%	90.7%	92.5%

Performance Measures

Finance & Administrative Services

Performance Measures	2015-16 Actual	2016-17 Budget	2016-17 4th	2016-17 Y-T-D
<u>Contract Fleet Maintenance</u>				
Budget:	\$936,602	\$1,040,070	\$845,213	\$1,405,760
Workload Outputs:				
Total number of vehicles maintained	153	154	155	154
Number of work orders completed	553	600	107	528
Number of preventative maintenance services	204	250	44	204
Number of repeat work orders needed	1	6	0	2
Effectiveness:				
Percentage of fleet available per month	99.3%	96.0%	99.5%	99.3%
Percentage of reworks relative to total work orders	0.2%	1.0%	0.0%	0.3%
Percentage of preventative maintenance services completed within 1 day	100.0%	98.0%	100.0%	100.0%

Performance Measures

Public Safety

Performance Measures	2015-16 Actual	2016-17 Budget	2016-17 4th	2016-17 Y-T-D
<u>Contract Police Services</u>				
Budget:	\$12,179,120	\$ 14,524,180	\$ 3,107,226	\$13,867,464
Workload Outputs:				
Number of total calls for service	28,089	29,064	7,976	31,632
Number of emergency calls received (Priority 1)	138	287	103	229
Number of traffic collision reports	354	379	86	321
Number of Part 1 crimes committed per 1,000 population	13.24	1.02	3.90	13.47
Efficiency:				
Average Response time from dispatch to on-scene emergency calls (Priority 1)	4.14	4.25	4.49	4.27
Number of Uses of Force	35	40	6	32
Number of Arrests	710	756	318	1,298
Number of Parking Violations	14,533	9,000	1,748	7,735
Number of Moving Violations	1,352	1,500	416	1,611
Number of Part 2 Crimes	1,462	1,400	436	1,529
Effectiveness:				
Percentage of emergency calls responded to in 5 minutes or less	67.2%	62.1%	52.9%	53.1%
Percentage change in Part I crimes from prior year to current year	30.1%	4.0%	1.2%	1.7%
 <u>Contract Fire Services</u>				
Budget:	\$8,687,558	\$9,031,050	\$ 2,384,400	\$8,974,200
Workload Outputs:				
Number of emergency calls	4,045	5,200	1,232	4,544
Number of new construction fire inspections	702	620	101	497
Number of fire inspections performed	907	800	580	835
Number of fire plan checks completed	428	460	57	233
Efficiency:				
Average response time for emergency calls	5:49	5:55	6:13	6:29
Effectiveness:				
Percentage of calls with response time within 7 minutes	75.5%	50.0%	76.0%	75.8%
Percentage of technical on-site inspections scheduled within 72 hours	83.8%	86.0%	100.0%	84.3%
Percentage of all plan checks completed within adopted turn around time goals based on plan types	81.3%	85.0%	90.0%	91.5%
Percentage of 5 day turn around plan checks completed within goal	90.5%	99.0%	100.0%	98.0%
Percentage of 10 day turn around plan checks completed within goal	71.5%	83.0%	84.0%	87.5%

Performance Measures

Community Development

Performance Measures	2015-16 Actual	2016-17 Budget	2016-17 4th	2016-17 Y-T-D
<u>Building</u>				
Budget:	\$1,873,355	\$2,281,770	\$433,493	\$1,810,846
Workload Outputs:				
Number of building permits issued	5,022	4,500	400	2,180
Number of Plan Reviews performed	4,251	3,800	805	3,237
Number of building inspections completed	22,068	20,000	3,576	14,947
Number of customers served at Building counter	6,247	6,750	1,126	4,525
Efficiency:				
Number of Plan Reviews performed per Plan Check	1,526	1,267	268	1,123
Number of inspections conducted per inspector	5,019	4,000	968	3,399
Number of customers served per Permit Tech	2,364	2,525	530	2,063
Effectiveness:				
Percentage of new projects: First review completed within 15 work days	99.2%	95.0%	60.5%	74.9%
Percentage plan review rechecks: Reviewed within 10 work days	93.3%	95.0%	100.0%	85.5%
Percentage response to the public at the counter in 10 minutes	69.4%	80.0%	78.3%	75.7%
<u>Planning</u>				
Budget:	\$1,710,789	\$1,860,670	\$434,839	\$1,447,772
Workload Outputs:				
Number of discretionary applications	250	185	34	124
Number of new administrative applications	271	500	75	308
Number of zoning plan check reviews	2,820	2,900	544	2,334
Number of staff presentations (CC, PC, ZA, DRSC, etc.) initiated	233	270	56	183
Number of Special Projects (GP IM's/ZO updates, etc.) initiated	94	83	12	77
Number of people assisted at counter/over phone	11,729	11,500	2,107	8,863
Number of business license applications processed	2,539	2,550	0	539
Number of outreach meetings attended (Business Liaison, Housing/Social Services, etc.)	261	275	0	19
Number of Historic Preservation-related	94	90	2	13
Number of Quality Assurance staff hours	453	500	13	88
Efficiency:				
Number of people assisted at counter/phone per FTE/Quarter	165.5	479.0	526.0	581.0
Number of Plan checks completed/FTE/Quarter	45.2	120.0	120.9	151.6
Number of applications completed/FTE/Quarter	10.2	7.7	4.7	4.3
Percentage of FTE's time funded by Developer Deposit and fixed fees	18.1%	35.0%	0.1%	2.3%

Performance Measures

Community Development

Performance Measures	2015-16 Actual	2016-17 Budget	2016-17 4th	2016-17 Y-T-D
<u>Planning (continued)</u>				
Effectiveness:				
Percentage of HPPA properties maintained in compliance	95.5%	96.0%	77.0%	86.0%
Percentage of Council-directed GP IM's	83.2%	85.0%	66.0%	72.4%
Percentage of plan reviews completed within deadline	94.0%	90.0%	91.0%	88.9%
Percent of discretionary applications completed within deadline	84.0%	88.0%	76.0%	75.0%
Percent of calls returned within one business day	84.2%	92.0%	83.7%	85.9%
Percent of counter served within 10 minutes	64.3%	65.0%	66.3%	62.0%
Percent of counter served within 20 minutes	88.8%	88.0%	88.7%	86.4%
<u>Code Compliance</u>				
Budget:	\$887,120	\$1,070,240	\$334,289	\$833,025
Workload Outputs:				
Number of new cases	1,814	1,750	284	1,415
Number of lots cleared by Weed Abatement	21	30	24	25
Number of case actions (Monday - Friday)	11,672	13,000	2,088	11,143
Number of weekend actions conducted	1,020	1,000	0	42
Number of sessions for certification	159	300	13	152
Efficiency:				
Number of cases per officer	473	290	95	355
Cost of weed abatement per lot	\$925	\$1,000	\$1,081	\$1,741
Number of actions per hour (Monday - Friday)	2.1	2.0	1.4	1.5
Number of weekend actions conducted per hour	1.8	2.0	0.0	0.0
Effectiveness:				
Percentage of cases acknowledged within 2 days	62.3%	60.0%	15.7%	42.5%
Percentage of cases resolved within 10 work days	42.6%	60.0%	29.3%	35.7%

Performance Measures

Community Development

Performance Measures	2015-16 Actual	2016-17 Budget	2016-17 4th	2016-17 Y-T-D
<u>Economic Development/Housing Administration</u>				
Budget:	\$104,614	\$121,200	\$18,694	\$100,343
Workload Outputs:				
Number of Home Rehab loans provided to property owners	5	6	1	2
Number of businesses receiving commercial facade grants	10	10	0	0
Number of non-profits receiving Social Program grants	14	12	5	12
Effectiveness:				
Percentage of Home Rehab & commercial grants expended	100.0%	100.0%	25.0%	100.0%
Percentage General Fund social program grants expended	100.0%	100.0%	42.0%	100.0%

Performance Measures

Public Works

Performance Measures	2015-16 Actual	2016-17 Budget	2016-17 4th	2016-17 Y-T-D
Engineering				
Budget:	\$2,380,708	\$7,724,890	\$754,484	\$4,222,279
Workload Outputs:				
Number of permits issued	436	400	105	437
Number of inspection stops conducted	2,230	3,000	779	2,486
Number of projects submitted for 1st plan check	86	70	22	60
Number of projects submitted for additional plan	147	100	24	131
Number of research projects conducted	552	350	104	608
Number of miles of streets designed	3.97	6.20	0.00	4.72
Number of miles of streets constructed	3.87	6.20	1.74	3.48
Number of citizen traffic complaints received	282	250	108	270
Number of capital projects	130	44	99	117
Efficiency:				
Time spent per first plan review (average hours)	5.92	6.00	6.33	6.41
Time spent per additional plan review (average hours)	4.50	4.50	5.17	5.04
Time spent per research project	1.08	1.50	0.61	0.69
Percent of capital projects completed within schedule	76.2%	85.0%	54.4%	75.3%
Final project costs within budget	87.0%	90.0%	90.0%	80.0%
Percent of response to citizen complaints within 45 days	87.2%	80.0%	85.2%	87.8%
Effectiveness:				
Percent of project reviews completed in 15 days (1st plan check)	86.2%	85.0%	72.7%	71.8%
Percent of project reviews completed in 10 days (add'l plan check)	85.2%	90.0%	88.6%	84.3%
Percent of research projects completed in 10 days	91.3%	90.0%	95.0%	92.4%
Percent of projected street design completed	85.0%	85.0%	0.0%	76.1%
Percent of projected street miles constructed	82.9%	85.0%	28.1%	56.1%
Percent of traffic complaints resolved	88.3%	80.0%	85.2%	87.5%

Performance Measures

Public Works

Performance Measures	2015-16 Actual	2016-17 Budget	2016-17 4th	2016-17 Y-T-D
<u>Maintenance</u>				
Budget: City Maintenance Services	\$3,806,969	\$4,698,920	\$1,340,659	\$4,305,055
Budget: Beaches/Parks Maintenance	\$5,788,804	\$9,355,040	\$1,750,620	\$5,355,812
Workload Outputs:				
Number of potholes repaired	34	100	5	20
Number of signs repaired or replaced	1,875	1,900	197	1,004
Number of work orders received/completed by	1,089	1,500	471	1,590
Number of street light/traffic signal repairs	1,312	550	352	1,315
Number of USA responses (Underground Service Alerts)	823	850	141	432
Trim 2,000 trees annually to ensure a 7 year cycle	2,867	2,500	782	3,186
Resolve 90% of all tree service requests within 10 days	93.7%	89.0%	85.0%	85.0%
Number of graffiti cases	426	400	95	471
Efficiency:				
Average sq. ft. of pothole repairs provided per day of service	174.5	325.0	343.0	157.1
Average # of signs maintained per hour of service	3.6	4.0	0.7	1.7
Average # of facilities maintenance work orders completed per day of service	4.9	6.0	8.3	7.2
Average # of USA completed per day of service	3.6	3.5	6.2	5.9
Average number of streetlight/traffic signal repairs per day	5.8	3.0	2.5	2.0
Cost of graffiti removal per case	\$130	\$150	\$62	\$65
Effectiveness:				
Percentage of pothole service requests repaired within 3 working days	100.0%	100.0%	100.0%	100.0%
Percentage of trees trimmed to maintain an average 7-year trimming cycle	111.9%	100.0%	30.5%	124.3%
Percentage of signage repair requests responded to and completed within 3 working days	100.0%	100.0%	100.0%	100.0%
Percentage of facilities maintenance work orders responded to in 3 working days	96.4%	100.0%	96.6%	95.3%
Percentage of street light / traffic signal service Requests completed within 3 working days	84.8%	80.0%	90.4%	88.0%
Percentage of USA service requests completed within 3 working days	100.0%	100.0%	100.0%	100.0%
Percent of graffiti cases closed within 6 hours	61.3%	68.0%	55.0%	58.5%

Performance Measures

Public Works

Performance Measures	2015-16 Actual	2016-17 Budget	2016-17 4th	2016-17 Y-T-D
<u>Water/Sewer/Storm Drain</u>				
Budget: Water	\$18,550,107	\$ 20,862,600	\$ 5,879,416	\$19,258,111
Budget: Sewer	\$9,304,473	\$ 9,752,450	\$ 3,037,741	\$9,650,280
Budget: Storm Drain	\$1,536,843	\$1,756,910	\$397,611	\$1,581,518
Workload Outputs:				
Acre Feet of Potable water delivered per FTE	New	6,730	1,943	7,140
Customer Service requests completed per FTE	New	5,400	1,222	4,856
Millions of gallons of wastewater processed	New	3.00	2.98	3.07
Acre Feet of Recycled water sold	New	1,000	398	1,172
# of miles of leak detection on potable water pipeline	New	280	44	210
# of Fire Hydrants serviced per year	New	300	64	455
# of valves excised per year	New	1,500	465	1,513
# of miles of Sewer lines cleaned	New	140.0	29.6	144.4
# of miles of Storm Drain lines cleaned	New	20.0	0.0	0.1
# of Storm Drain catch basins inspected	New	1,800	863	1,689
# of Storm Drain catch basins cleaned	New	1,400	148	327
# of miles of Sewer lines inspected by video	New	55.0	9.9	50.1
# of miles of Storm Drain lines inspected by video	New	15.0	0.0	18.8
Efficiency:				
Percentage of system water loss	4.9%	5.5%	4.5%	5.5%
Preventive maintenance procedures completed	New	11,000	942	3,041
% of Sewer collection system cleaned annually	New	90.9%	18.3%	89.0%
% of Storm Drain pipelines cleaned annually	New	32.0%	0.0%	1.0%
% of catch basins inspected annually	New	81.6%	57.8%	113.3%
% of catch basins cleaned annually	New	63.5%	9.9%	22.0%
Effectiveness:				
Water Distribution system integrity - number of water service leaks & main breaks per 100 miles of	37.1	12.0	3.8	16.0

Performance Measures

Public Works

Performance Measures	2015-16 Actual	2016-17 Budget	2016-17 4th	2016-17 Y-T-D
<u>Clean Ocean</u>				
Budget:	\$2,316,147	\$ 4,419,930	\$763,876	\$2,146,930
Workload Outputs:				
Number of facilities inspected for storm water	579	750	95	470
Number of water quality enforcement actions	84	20	8	71
Number of local outreach impressions per year	6,328,048	7,500,000	1,031,475	3,684,502
Efficiency:				
Number of facility inspections per FTE (1 FTE)	579	750	95	470
Number of water quality enforcement actions issued per FTE (FY 2016-1.5) (FY 2017-1)	74.0	20.0	8.0	71.0
Number of public outreach "impressions" per capita	100	116	16	57
<i>** "impressions" refers to the estimated number of individuals receiving education</i>				
<u>Solid Waste</u>				
Budget:	\$222,153	\$246,320	\$69,154	\$205,849
Workload Outputs:				
Number of residents participating in the Household Hazardous Waste (HHW) Program	2,046	2,250	466	1,899
Number of Waste Management Plans approved	628	400	146	596
Number of Public Outreach impressions	228,000	228,000	417,112	948,323
Number of trash barrel placement violations	2,330	2,500	404	1,779
Tons of Solid Waste diverted from landfill	43,791	38,000	10,192	42,809
Efficiency:				
Total % of participation for residential HHW pick-ups (19,000 households)	3.0%	6.0%	4.1%	4.3%
Total number of Waste Management Plans approved per quarter within 24 hours	628	250	146	596
Total number of trash barrel placement violations resolved within 7 days	2,330	2,500	404	1,779
Effectiveness:				
Cost of Public Outreach impressions	\$2.45	\$2.50	\$0.03	\$0.03
Solid Waste program cost per ton diverted	\$3.28	\$4.75	\$3.26	\$3.32

** Solid Waste performance measures are based on waste diversion controlled by CR&R*

Performance Measures

Beaches, Parks & Recreation

Performance Measures	2015-16 Actual	2016-17 Budget	2016-17 4th	2016-17 Y-T-D
<u>Recreation</u>				
Budget:	\$7,715,627	\$4,684,970	\$1,365,816	\$4,695,506
Workload Outputs:				
Number of recreation registrations	20,679	20,000	9,239	22,944
Number of attendees at aquatics centers	67,977	70,000	25,684	72,728
Number of classes offered	9,950	3,000	1,243	3,543
Number of facility bookings	7,859	9,000	2,007	7,493
Number of beach, ballfield, and park bookings	6,286	8,250	1,936	6,186
Number of partnered community events	48	42	15	48
Number of attendees at special events	204,245	160,000	26,500	151,447
Efficiency:				
Percent of registrations taken on-line	53.9%	56.0%	52.4%	50.6%
Percentage of total expenditures recovered by revenues	67.1%	66.0%	68.1%	68.1%
Effectiveness:				
Average number of facility bookings per day	22.0	24.0	22.1	20.6
Average number of beach, ballfield, and park bookings per day	17.3	22.0	21.3	16.9
Average attendance per class	6.3	7.6	8.8	8.3
<u>Marine Safety</u>				
Budget:	\$2,100,538	\$1,686,890	\$509,120	\$1,658,763
Workload Outputs:				
Number of beach visitors (estimate)	2,559,600	2,500,000	607,800	2,288,600
Number of swimmer rescues	2,257	2,700	252	1,698
Number of preventative actions via public education/warnings	40,861	40,000	3,915	23,369
Number of people reached through public education programs	51,719	40,200	17,311	52,693
Number of drownings with lifeguards on duty	0	0	0	0
Efficiency:				
Visitors per lifeguard (8 hour shift)	802	800	511	688
Effectiveness:				
Percentage of swimmer rescues without a drowning	100.0%	100.0%	100.0%	100.0%
Percent of City elementary schools reached through public education*	25.0%	70.0%	80.0%	80.0%
* Annual measurement				

Performance Measures

Beaches, Parks & Recreation

Performance Measures	2015-16 Actual	2016-17 Budget	2016-17 4th	2016-17 Y-T-D
<u>Golf Operating</u>				
Budget:	\$2,136,011	\$2,257,710	\$647,758	\$2,104,502
Workload Outputs:				
Number of golf rounds played - projected	78,768	80,000	21,772	77,974
Number of golf course acres maintained	133	133	133	133
Total revenue generated by the Golf Course	\$2,247,807	\$2,291,000	\$573,105	\$2,127,220
Efficiency:				
Course utilization (rounds played/available tee	86.4%	88.3%	78.3%	84.5%
Cost per round	\$27.04	\$28.74	\$29.75	\$26.99
Percentage cost of recovery	105.5%	100.0%	113.0%	108.6%
Effectiveness:				
Number of complaints per 1,000 rounds	1.1	3.0	0.8	0.9
Maintenance quality of golf course retained at a level B May through October	100.0%	80.0%	100.0%	100.0%
Maintenance quality of golf course retained at a level C November through April	100.0%	100.0%	100.0%	100.0%

Performance Measures

Animal Shelter

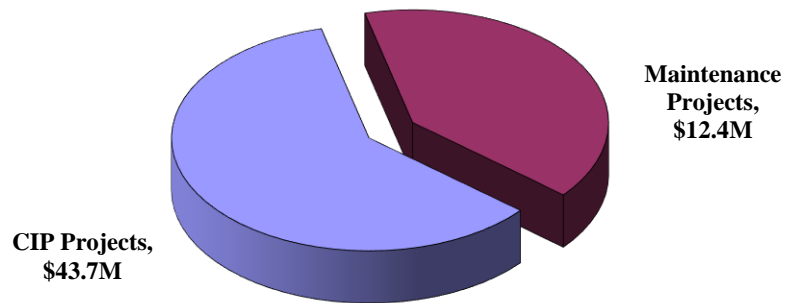
Performance Measures	2015-16 Actual	2016-17 Budget	2016-17 4th	2016-17 Y-T-D
<u>Animal Shelter</u>				
Budget:	\$1,398,296	\$1,473,890	\$340,988	\$1,406,932
Workload Outputs:				
Number of Dogs Licensed during the year	7,194	7,450	1,763	6,611
Number of calls for service completed during the year	2,270	2,000	870	3,008
Barking Dog complaints received	66	90	14	80
Efficiency:				
Percent of calls for service handled within 24 hours	96.7%	99.0%	97.0%	95.6%
Effectiveness:				
Percentage increase in the number of dog licensed per year	3.3%	2.0%	-0.3%	-8.3%
Number of dog adoptions	255	300	61	237
Number of cat adoptions	241	330	38	238
Number of animals returned to owners	324	300	66	302
Percentage of barking complaints resolved within 40 days	97.8%	100.0%	100.0%	100.0%

Program Summary

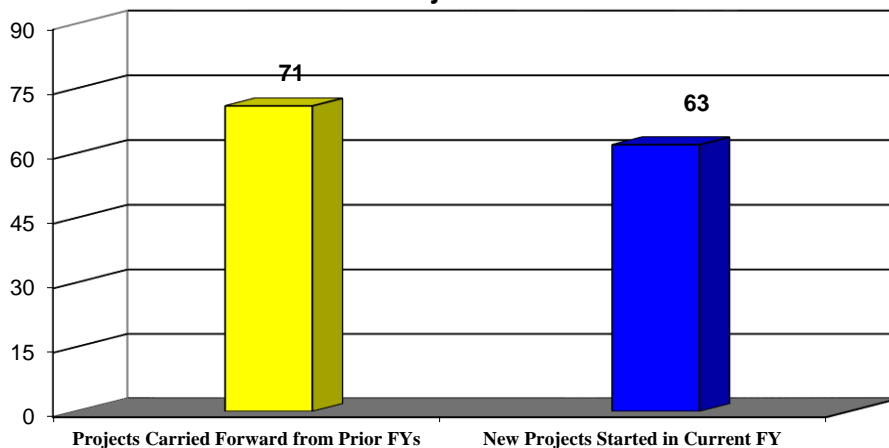
The Capital Improvement Program report provides the status of projects in the current FY 2017 and establishes a commitment for the scheduled delivery of projects. The City's Capital Improvement Program remains strong and active. Most areas in the City continue to see improvements to their community facilities in the form of parks, streets, water, sewer, storm drain and other infrastructure improvement projects.

The FY 2017 Capital Improvement Program consists of 134 projects for a total remaining budget of \$56.1 million. A total of 71 projects were started in the prior fiscal years. There are a total of 91 CIP projects and 43 Maintenance and Study projects. One new project was added this quarter.

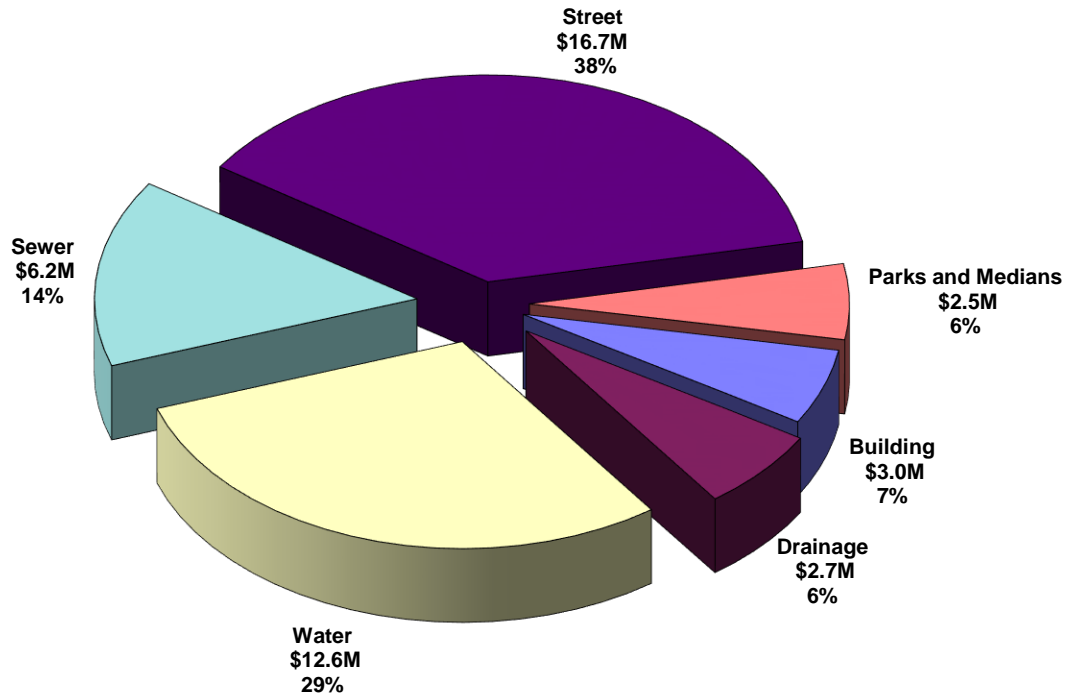
FY 2017 CIP and Maintenance Projects: \$56.1 Million



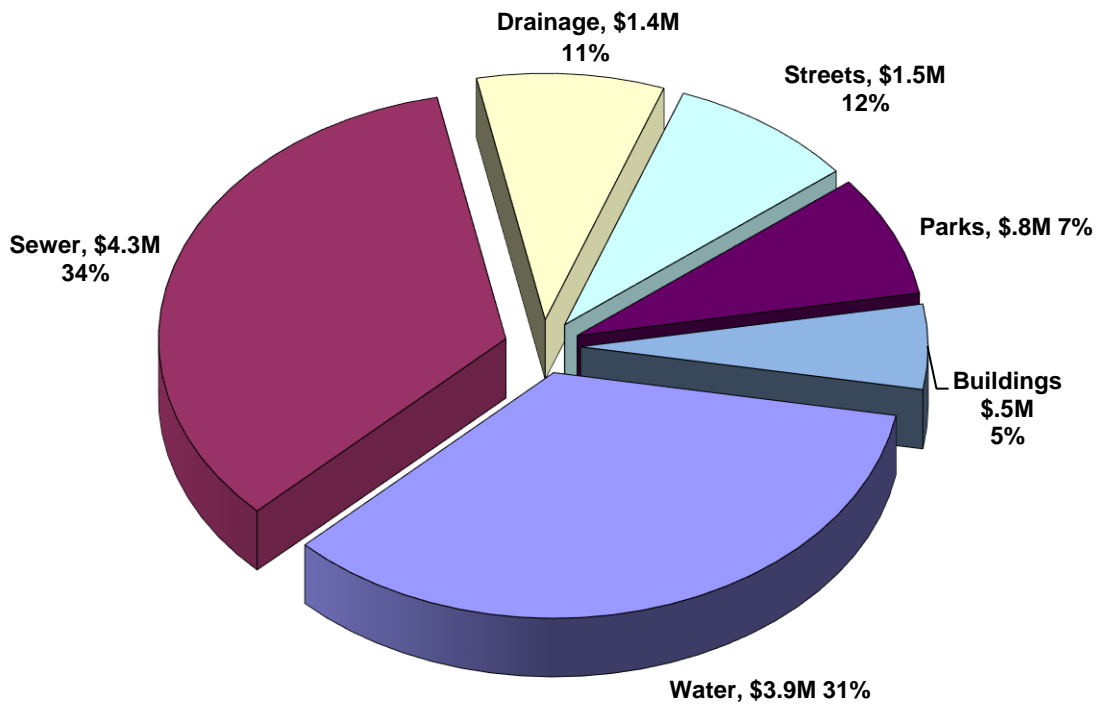
**Total CIP and Maintenance Projects:
Carried Forward vs. Projects Started in Current FY**



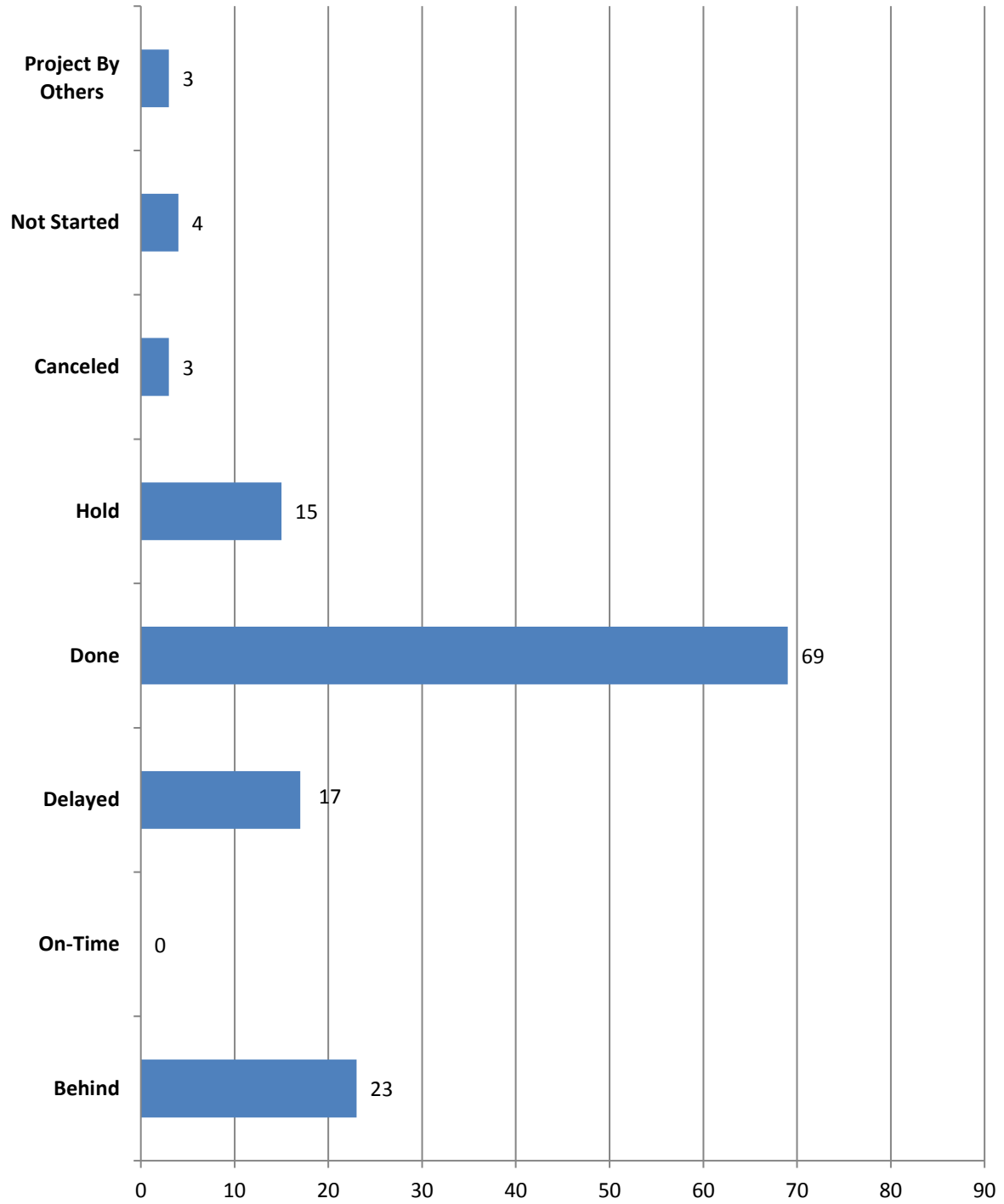
CIP Projects \$43.7 Million



Maintenance Projects \$12.4 Million



Project Status



Schedule Changes

Projects are often re-scoped to take advantage of additional funding or to address the changing needs of the community. In order to realign the project delivery commitment with a revised scope, a baseline budget or schedule adjustment (reset) may be proposed. This section proposes each baseline budget adjustment and establishes a new commitment for delivering the project. The projects recommended for reset for this quarter are listed in the following table:

PROJECT*	ORIGINAL GOAL	REVISED GOAL	ORIGINAL COMPLETION DATE	REVISED COMPLETION DATE
* See individual projects for a detailed explanation				

For Reporting Period April to June 2017

Ole Hanson Beach Club Rehabilitation (CIP)

Project Management:	Amir Ilkhanipour	Project Number:	12559
Budget:	\$409,750.00	% of Goal Completion:	100%
Funding Source:	General Fund	Status:	Done
Goal Completion Date:	9/30/2016	Fiscal Year Goal:	Complete Construction
Actual Completion Date:	9/30/2016		

Comments: The project is completed and the contractor is currently addressing the warranty issues.

Americans with Disabilities Act (ADA) (CIP)

Project Management:	Hanne Thordahl	Project Number:	24801
Budget:	\$120,550.00	% of Goal Completion:	100%
Funding Source:	General Fund	Status:	Done
Goal Completion Date:	6/30/2017	Fiscal Year Goal:	Complete installation of the automatic power operated doors at selected City facilities
Actual Completion Date:	12/31/2016		

Comments: Automatic power operated doors at six of the seven planned locations are complete including; City Hall Council Chambers, City Hall Main Lobby, and three exterior doors at the Community Center, and the south entrance at Community Development. The north entrance will be completed in conjunction with the parking lot rehabilitation. The budget includes \$100,000 from FY 2015 assigned to the Community Development Parking Lot Rehab project. Funds for this project have been transferred to project # 14328. ADA project is complete.

Playground Equipment Replacements (CIP)

Project Management:	Tom Bonigut	Project Number:	12724
Budget:	\$175,000.00	% of Goal Completion:	100%
Funding Source:	Park Asset Repl. Rsrv. Fund	Status:	Done
Goal Completion Date:	6/30/2017	Fiscal Year Goal:	Complete Construction
Actual Completion Date:	3/29/2017		

Comments: Construction is complete.

For Reporting Period April to June 2017

City Master Plan of Drainage- Other Areas (CIP)

Project Management:	Amir K. Ilkhanipour	Project Number:	34001/34002/34003/34004
Budget:	\$234,020.00	% of Goal Completion:	100%
Funding Source:	Local Drainage Facilities	Status:	Done
Goal Completion Date:	6/30/2017	Fiscal Year Goal:	Complete Study
Actual Completion Date:	6/30/2017		

Comments: The City Master Plan of Drainage has not been updated since 1982. A consultant is preparing a new Master Plan of Drainage to assess the existing condition and capacity of the City's storm drains and provide recommendations for improvements, including budgetary costs and programming of projects into future budget cycles. Project funding is proportionally allocated based on drainage of the area within each drainage basin. Council Master Plan adoption will be forthcoming in FY 2018.

Reservoir 10 & 6 Water Line (Land Acquisition)

Project Management:	Amir K. Ilkhanipour	Project Number:	14400/ 15401
Budget:	\$270,860.00	% of Goal Completion:	50%
Funding Source:	Water Acre. Fee Rsrv. Fund	Status:	Delay
Goal Completion Date:	6/30/2017	Fiscal Year Goal:	Secure Easement
Actual Completion Date:			

Comments: Reservoir 6 is nearing the end of its useful life. A new water line between Reservoir 10 and 6 will improve the water system operation and reliability. Two easements from two property owners are needed for construction of this water line. One easement has been secured; however, negotiations with the other property owner were not favorable. Therefore, on May 17, 2016, Council approved and adopted a resolution of necessity to go forward with acquiring the property by eminent domain. BB&K is currently pursuing the acquisition of the property (i.e. water line easement) through the eminent domain process. Acquisition is delayed due to the continued court hearings with the property owner.

Via Montego/Storm Drain M01 (CIP)

Project Management:	Amir K. Ilkhanipour	Project Number:	13017
Budget:	\$747,350.00	% of Goal Completion:	40%
Funding Source:	Storm Drain Utility Fund	Status:	Hold
Goal Completion Date:	6/30/2017	Fiscal Year Goal:	Bid Project
Actual Completion Date:			

Comments: Currently there is no storm drain system at the intersection of Via Montego and Via Cascadita. During heavy rain events, the storm runoff caused local flooding. A storm system will be designed and constructed at this intersection to convey the storm runoff to the nearby Prima Deshecha Canada Channel (MO1). A consultant was hired in September 2016 to design and prepare a bid package for public advertising. Due to lack of adequate funding in the Storm Drain Depreciation Reserve Fund and other storm drain priority projects, the design is delayed and construction is tentatively scheduled for FY19.

For Reporting Period April to June 2017

Avenida Presidio Rehabilitation- Phase II -North La Esperanza to El Camino Real (CIP)

Project Management:	Ben Parker	Project Number:	14331
Budget:	\$378,750.00	% of Goal Completion:	80%
Funding Source:	Street Improvement Fund	Status:	Delay
Goal Completion Date:	6/30/2017	Fiscal Year Goal:	Caltrans Permitting
Actual Completion Date:			

Comments: Caltrans permit prepared and ready to submit. Bidding and construction schedule will depend on Caltrans approval which can take a considerable amount of time. This project is to be constructed with other projects to save funds by way of economy of scale.

City Hall Parking Lot Rehabilitation (CIP)

Project Management:	Ben Parker	Project Number:	14327
Budget:	\$63,300.00	% of Goal Completion:	30%
Funding Source:	Reserve Fund	Status:	Hold
Goal Completion Date:		Fiscal Year Goal:	TBD
Actual Completion Date:			

Comments: Project will be considered in conjunction with outcome of City Hall Study.

Community Development Parking Lot Rehabilitation (CIP)

Project Management:	Ben Parker	Project Number:	14328
Budget:	\$137,980.00	% of Goal Completion:	25%
Funding Source:	Reserve Fund	Status:	Behind
Goal Completion Date:	6/30/2017	Fiscal Year Goal:	25% construction
Actual Completion Date:			

Comments: Completed plans were revised to add ADA compliant driveway access. Will prepare specifications following higher priority grant projects with funding deadlines.

ECR - Camino Capistrano To Ave Estacion (CIP)

Project Management:	Tom Frank	Project Number:	14325
Budget:	\$713,690.00	% of Goal Completion:	100%
Funding Source:	Gas Tax Fund	Status:	Done
Goal Completion Date:	6/30/2017	Fiscal Year Goal:	50% Construction
Actual Completion Date:	5/1/2017		

Comments: This project is grouped with the North El Camino Real Bicycle Improvement project which is currently under construction, with a target completion date for the end of July 2017.

For Reporting Period April to June 2017

Sewer System Replacement (CIP)

Project Management:	Ben Parker	Project Number:	24201
Budget:	\$100,000.00	% of Goal Completion:	100%
Funding Source:	Str. Impr.& Swr. Deprec.	Status:	Done
Goal Completion Date:	6/30/2017	Fiscal Year Goal:	Complete Construction
Actual Completion Date:	6/30/2017		

Comments: Design and construct sewer system replacements as part of the Street Improvement Program.

South ECR - Valencia to Mendocino (CIP)

Project Management:	Ben Parker	Project Number:	14326
Budget:	\$1,017,960.00	% of Goal Completion:	100%
Funding Source:	Gas Tax Fund	Status:	Done
Goal Completion Date:	6/30/2017	Fiscal Year Goal:	Award Contract
Actual Completion Date:	4/4/2017		

Comments: Under construction.

Street Improvement Design (CIP)

Project Management:	Ben Parker	Project Number:	24300
Budget:	\$75,000.00	% of Goal Completion:	100%
Funding Source:	Street Improvement Fund	Status:	Done
Goal Completion Date:	6/30/2017	Fiscal Year Goal:	Complete Design
Actual Completion Date:	6/30/2017		

Comments: This project provides for design of street improvements scheduled for construction in the following fiscal year.

Via Pico Plaza Rehabilitation (CIP)

Project Management:	Ben Parker	Project Number:	13315
Budget:	\$114,040.00	% of Goal Completion:	0%
Funding Source:	Street Impr. Fund	Status:	Hold
Goal Completion Date:		Fiscal Year Goal:	TBD
Actual Completion Date:			

Comments: This project is on hold due to interfering work planned as part of I-5 Pico Interchange.

For Reporting Period April to June 2017

Water System Replacement (CIP)

Project Management:	Ben Parker	Project Number:	24400
Budget:	\$100,000.00	% of Goal Completion:	100%
Funding Source:	Water Deprec. Reserve Fund	Status:	Done
Goal Completion Date:	6/30/2017	Fiscal Year Goal:	Complete Construction
Actual Completion Date:	6/30/2017		

Comments: Design and construct water system replacements as part of the Street Improvement Program.

Ocean Outfall Junction Repairs (CIP)

Project Management:	Dave Rebensdorf	Project Number:	28205
Budget:	\$58,440.00	% of Goal Completion:	75%
Funding Source:	Sewer Other Agency	Status:	Project-By-Others
Goal Completion Date:	6/30/2016	Fiscal Year Goal:	Complete 10% Construction
Actual Completion Date:			

Comments: The designer was hired by SOCWA. Project under design and permitting.

Recycled Water Conversion Program (CIP)

Project Management:	Dave Rebensdorf	Project Number:	34201
Budget:	\$298,530.00	% of Goal Completion:	100%
Funding Source:	Sewer Connection Fee Fund	Status:	Done
Goal Completion Date:	6/30/2017	Fiscal Year Goal:	Retrofit of 20 Sites
Actual Completion Date:	6/30/2017		

Comments: RMC Water and Environment was hired to assist with developing a retrofit program for public and private sites. Letters have been sent to customers informing them of upcoming conversion, availability of recycled water and MWD Grant funding. A loan program was approved and letters were sent to customers requiring retrofit of all remaining sites. Over 140 sites have been converted.

Sewer SCADA System Development (CIP)

Project Management:	M. Fakhar / T. Wooten	Project Number:	12605\410336
Budget:	\$1,074,950.00	% of Goal Completion:	90%
Funding Source:	Swr. Depr.&Conn. Fee Rsrv.	Status:	Behind
Goal Completion Date:	6/30/2017	Fiscal Year Goal:	10% Construction
Actual Completion Date:			

Comments: Final phase of the project includes design and construction of SCADA at the WRP. Design is 100% complete. Bid documents are going through QA/QC. Project will be bid in late Summer 2017.

For Reporting Period April to June 2017

Well Water Aquifer Monitoring Improvements (CIP)

Project Management:	D. Rebensdorf/ M. Fakhar	Project Number:	14408
Budget:	\$296,580.00	% of Goal Completion:	100%
Funding Source:	Wtr. Deprec. Rsrv. Fund	Status:	Done
Goal Completion Date:	6/30/2017	Fiscal Year Goal:	80% Design
Actual Completion Date:	6/30/2017		

Comments: The project consists of removing sections of Well No. 8 screen to improve water quality and to re-establish Well No. 5 to monitor the aquifer. Well 8 has been functioning at a lower pumping rate with consistent water quality. Focus is now on rehabilitation of monitoring Well No. 5, Well No. 6 and Calafia. RFP has been issued, consultant hired and design is underway.

Solids Handling Sludge Storage Tank (CIP)

Project Management:	Ken Knatz	Project Number:	14205
Budget:	\$191,730.00	% of Goal Completion:	100%
Funding Source:	Sewer Fund	Status:	Done
Goal Completion Date:	2/1/2017	Fiscal Year Goal:	Complete Construction
Actual Completion Date:	2/1/2017		

Comments: Construction is complete.

Progressive Cavity Pump Replacement (CIP)

Project Management:	Ken Knatz	Project Number:	23202
Budget:	\$585,370.00	% of Goal Completion:	100%
Funding Source:	Sewer Deprec. Rsrv. Fund	Status:	Done
Goal Completion Date:	2/1/2017	Fiscal Year Goal:	Complete Construction
Actual Completion Date:	2/1/2017		

Comments: Construction is complete.

Reeves Pump Station (CIP)

Project Management:	Handan Cirit	Project Number:	17405
Budget:	\$1,751,050.00	% of Goal Completion:	100%
Funding Source:	Wtr. Acreage Fee Rsrv. Fund	Status:	Done
Goal Completion Date:	6/30/2017	Fiscal Year Goal:	80% Design
Actual Completion Date:	6/30/2017		

Comments: Pump station design is in progress. Project construction is combined with the Reata and Blanco pump stations replacements and planned for Fall 2018 or 2019 depending on availability of funding.

For Reporting Period April to June 2017

Reservoir No. 1 Expansion (CIP)

Project Management:	Ken Knatz	Project Number:	11447
Budget:	\$179,350.00	% of Goal Completion:	
Funding Source:	Water Deprec. Rsrv. Fund	Status:	Canceled
Goal Completion Date:	6/30/2017	Fiscal Year Goal:	TBD
Actual Completion Date:			

Comments: Water quality system improvements are planned to be constructed ahead of the reservoir expansion upon construction of the well improvements identified as part of the Well Aquifer Study. The design funding will be released to Water Depreciation Reserve and the work will be budgeted in future budget years.

Water System Rehabilitation (CIP)

Project Management:	Kevin Lussier	Project Number:	24401
Budget:	\$308,630.00	% of Goal Completion:	100%
Funding Source:	Water Deprec. Rsrv. Fund	Status:	Done
Goal Completion Date:	6/30/2017	Fiscal Year Goal:	Complete Construction
Actual Completion Date:	6/30/2017		

Comments: This is a collection of scheduled and/or necessary work projects on the City water transmission and distribution system.

Highland Light Ductile Iron Pipeline Replacement (CIP)

Project Management:	Shawn Ryan	Project Number:	14403
Budget:	\$3,528,020.00	% of Goal Completion:	90%
Funding Source:	Water Deprec. Rsrv. Fund	Status:	Delay
Goal Completion Date:	6/30/2017	Fiscal Year Goal:	Complete Construction
Actual Completion Date:			

Comments: The project has been delayed due to the unusually wet winter. Rain days the city owes the contractor has pushed the project back 6 weeks. During the trenching the contractor encountered many more dry utility crossings than anticipated causing a slowing in laying pipe. Anticipated completion is now the end of August 2017.

For Reporting Period April to June 2017

Sewer Line Support at Trafalgar Canyon (CIP)

Project Management:	Shawn Ryan	Project Number:	21202
Budget:	\$135,560.00	% of Goal Completion:	100%
Funding Source:	Sewer Deprec. Rsrv. Fund	Status:	Done
Goal Completion Date:	6/30/2017	Fiscal Year Goal:	Complete Construction
Actual Completion Date:	6/28/2017		

Comments: The work was completed in June with the sewer line now protected with a layer of concrete slurry.

Trafalgar Canyon Outlet Water Quality Improvements (CIP)

Project Management:	Shawn Ryan	Project Number:	14005
Budget:	\$248,360.00	% of Goal Completion:	100%
Funding Source:	Clean Ocean Fund	Status:	Done
Goal Completion Date:	6/30/2017	Fiscal Year Goal:	CAC Recommendation
Actual Completion Date:	1/10/2017		

Comments: The creek was cleaned out from the desilting basin to the railroad tracks, as recommended by the Coastal Advisory Committee. This should be a semi-annual event due to debris making its way to the mouth of the creek on an on-going basis.

Operational Continuity Data Center (CIP)

Project Management:	Matt Squires	Project Number:	13810
Budget:	\$624,210.00	% of Goal Completion:	95%
Funding Source:	Information Technology Fund	Status:	Delay
Goal Completion Date:	6/30/2017	Fiscal Year Goal:	Complete Construction
Actual Completion Date:			

Comments: Data Center construction is complete. Generator install is delayed from manufacture. Expected delivery of the generator and install is now mid August. City services will be migrated over the next 6 months.

For Reporting Period April to June 2017

Poche Beach/Watershed Activities (CIP)

Project Management:	Cynthia Mallett	Project Number:	24802
Budget:	\$883,230.00	% of Goal Completion:	100%
Funding Source:	Clean Ocean Fund	Status:	Done
Goal Completion Date:	6/30/2017	Fiscal Year Goal:	Secure Falconry
Actual Completion Date:	5/1/2017		

Comments: As of June 30, 2017, the falconry services at Poche Beach have been secured for Summer 2017 and will continue through October 31. For the potential diversion of treated MO1 runoff into the land outfall, the collaborating agencies for the Poche Clean Beaches Project UV Plant (PCBP) need to discuss with State Water Resources Control Board staff the feasibility of modifying the 20-year operating agreement for the PCBP. Based on agency discussions, City staff may present the diversion project to the Coastal Advisory Committee for consideration at their August 2017 meeting. If that becomes a recommended approach, pursuing seasonal elimination of the Poche pond may not be necessary. Staff intends to pursue a conceptual design and evaluation to determine if a bioswale along the lower portion of the MO1 Channel would provide beneficial natural treatment of dry weather runoff.

Camino Del Rio & La Pata Extension (CIP)

Project Management:	Tom Frank	Project Number:	18316
Budget:	\$427,880.00	% of Goal Completion:	100%
Funding Source:	Gas Tax Fund	Status:	Project-By-Others
Goal Completion Date:	5/20/2017	Fiscal Year Goal:	Complete Construction
Actual Completion Date:	4/1/2017		

Comments: Construction is complete.

N. El Camino Real Bike Lane (CIP)

Project Management:	Tom Frank	Project Number:	13308
Budget:	\$1,243,340.00	% of Goal Completion:	100%
Funding Source:	HSIP Grant & Gas Tax	Status:	Done
Goal Completion Date:	6/30/2017	Fiscal Year Goal:	75% Construction
Actual Completion Date:	5/1/2017		

Comments: Construction underway with target completion date rescheduled for July 2017.

For Reporting Period April to June 2017

PCH- Avenida Pico Bicycle Path Study (CIP)

Project Management:	Tom Frank	Project Number:	30803
Budget:	\$34,960.00	% of Goal Completion:	100%
Funding Source:	Gas Tax Fund	Status:	Done
Goal Completion Date:	6/30/2017	Fiscal Year Goal:	Complete Study
Actual Completion Date:	2/9/2017		

Comments: Pico corridor evaluation is completed.

"T" Street Beach Restroom Rehabilitation (CIP)

Project Management:	Tom Bonigut	Project Number:	15504
Budget:	\$848,640.00	% of Goal Completion:	100%
Funding Source:	General Fund	Status:	Done
Goal Completion Date:	6/30/2017	Fiscal Year Goal:	50% Design
Actual Completion Date:	5/30/2017		

Comments: T-Street Restroom rehabilitation was completed at the end of May 2017.

T-Street Beach Concession Building Renovation (CIP)

Project Management:	Tom Bonigut	Project Number:	25501
Budget:	\$22,130.00	% of Goal Completion:	50%
Funding Source:	General Fund	Status:	Hold
Goal Completion Date:	6/30/2017	Fiscal Year Goal:	50% Design
Actual Completion Date:			

Comments: Per City Council direction, new concessionaire may complete concession rehabilitation. This project is on hold.

For Reporting Period April to June 2017

T-Street Overpass Maintenance (CIP)

Project Management:	Amir Ilkhanipour	Project Number:	25801
Budget:	\$49,330.00	% of Goal Completion:	10%
Funding Source:	General Fund	Status:	Delay
Goal Completion Date:	5/31/2017	Fiscal Year Goal:	Complete Construction
Actual Completion Date:			

Comments: The thin overlay on the stairs, landings and deck needed to be replaced with a thicker and stronger cement material. Construction started on February 1, 2016 and was approximately 80% completed in early June 2016. In order not to impact the summer beach access, staff requested the contractor return in the fall to complete the remaining work. However, the contractor has gone out of business and referred the City to the bonding company for the remainder of the work. Staff currently is working with the bond company to complete the project.

Interstate 5/Pico Interchange Water Improvements (CIP)

Project Management:	Ken Knatz	Project Number:	15404
Budget:	\$147,450.00	% of Goal Completion:	100%
Funding Source:	Water Deprec. Rsrv. Fund	Status:	Done
Goal Completion Date:	6/30/2017	Fiscal Year Goal:	50% Construction
Actual Completion Date:	6/30/2017		

Comments: This project will provide for relocation of existing water meters and fire hydrants impacted by the I-5 / Pico Interchange project. Due to the construction phasing of the interchange, this project will be constructed in sequence with the interchange work phasing prior to roadway paving. Existing meter removals have been completed and new meter installations will be constructed in conjunction with the contractor's schedule.

Reata Pump Station Rehabilitation (CIP)

Project Management:	Handan Cirit	Project Number:	15406
Budget:	\$1,961,300.00	% of Goal Completion:	100%
Funding Source:	Water Deprec. Rsrv. Fund	Status:	Done
Goal Completion Date:	6/30/2017	Fiscal Year Goal:	80% Design
Actual Completion Date:	6/30/2017		

Comments: Reata Pump Station provides water from Reservoir 7 to the upper zones of the City. The pump station is approaching the end of its useful life, and design for construction of a new pump station is in progress. Project construction is combined with the Reeves and Blanco Pump Stations construction and planned for Fall 2018 or 2019 depending on funding availability.

For Reporting Period April to June 2017

Reservoir No. 8 Interior Coating (CIP)

Project Management:	Handan Cirit	Project Number:	15408
Budget:	\$492,300.00	% of Goal Completion:	50%
Funding Source:	Water Deprec. Rsrv. Fund	Status:	Behind
Goal Completion Date:	6/30/2017	Fiscal Year Goal:	80% Construction
Actual Completion Date:			

Comments: Reservoir No. 8 is a 2 million gallon steel tank constructed in 1981. Improvements to the tank have been designed and include spot repairs of the exterior paint, re-coating of tank interior, and installation of a mixer inside the tank to minimize water stagnation. Project was bid for construction but was not awarded. Project is combined with Reservoir 5A, 10, 12 and 14 improvements. Construction bids received and project construction is planned to start in August 2017.

Digester No. 1 Structural & Mechanical Rehabilitation (CIP)

Project Management:	Ken Knatz	Project Number:	15204
Budget:	\$185,390.00	% of Goal Completion:	100%
Funding Source:	Sewer Deprec. Rsrv. Fund	Status:	Done
Goal Completion Date:	2/1/2017	Fiscal Year Goal:	Complete Construction
Actual Completion Date:	2/1/2017		

Comments: Construction is complete.

WRP Structural Concrete Repair (CIP)

Project Management:	Amir K. Ilkhanipour	Project Number:	25208
Budget:	\$1,034,850.00	% of Goal Completion:	100%
Funding Source:	Sewer Depreciation Fund	Status:	Done
Goal Completion Date:	4/28/2017	Fiscal Year Goal:	Complete Construction
Actual Completion Date:	4/28/2017		

Comments: The Water Reclamation Plant (WRP) is composed of numerous concrete process structures that aid in the wastewater treatment process. The structures are 25-years old and are in need of rehabilitation. This project will address concrete deterioration of storage bays, pipe galleries, flow distribution box and concrete site improvements to ensure the long term use and viability of the WRP. A consultant was retained to prepare construction documents for public advertising. The project was advertised and a construction contract was awarded in July 2016.

For Reporting Period April to June 2017

Calle Los Molinos/Calle Redondel Storm Drain Rehabilitation (CIP)

Project Management:	Amir K. Ilkhanipour	Project Number:	15005
Budget:	\$150,080.00	% of Goal Completion:	90%
Funding Source:	Storm Drain Deprec. Fund	Status:	Behind
Goal Completion Date:	5/31/2017	Fiscal Year Goal:	Award a Contract
Actual Completion Date:			

Comments: The storm runoff portion of Calle Redondel is collected within a catch basin and is conveyed into Calle de Los Molinos through an 8-inch PVC pipe and a parkway culvert. A new storm drain will be constructed from this catch basin in Calle Redondel to the bottom of the slope, draining into Calle de Los Molinos via a new parkway culvert. A consultant was retained to design and prepare a bid package for public advertising. The project was advertised on December 16, 2016. Based on actual bids, additional funding is required. Additional funding has been budgeted through the FY 2018 CIP and a construction award is anticipated in FY 2018.

M01/Ave. Vaquero Culvert Structural Rehabilitation (CIP)

Project Management:	Amir K. Ilkhanipour	Project Number:	15006
Budget:	\$100,000.00	% of Goal Completion:	30%
Funding Source:	Storm Drain Deprec. Fund	Status:	Hold
Goal Completion Date:	5/31/2017	Fiscal Year Goal:	Complete Design
Actual Completion Date:			

Comments: The Prima Deshecha Canada Channel (M01) reinforced concrete double box culvert at Avenida Vaquero was constructed in the mid 1960's and is in need of repairs or replacement. On December 6, 2016, City Council awarded a Professional Services Agreement to a consultant to assess the integrity of the culvert and prepare a bid package for public bids for the needed improvements. Due to lack of funding in the Storm Drain Depreciation Reserve Fund and other storm drain priority projects, the design is delayed and construction is scheduled for FY19.

Rehabilitate Existing Sewer Lines FY 2017 (CIP)

Project Management:	Shawn Ryan	Project Number:	24200
Budget:	\$496,000.00	% of Goal Completion:	100%
Funding Source:	Sewer Depreciation Reserve	Status:	Done
Goal Completion Date:	6/30/2017	Fiscal Year Goal:	50% Construction
Actual Completion Date:	3/31/2017		

Comments: This is an on-going yearly project to rehabilitate deteriorated pipelines from City video assessments. Project funding is also used by the Utility Division for unscheduled maintenance of the sewer system. An On-Call Sewer and Storm Drain Rehabilitation contract for public bidding has been issued and opened.

Staff has Sancon Engineering ready to begin its FY 2018 CIPP throughout San Clemente. Work will commence July 24th 2017.

For Reporting Period April to June 2017

Storm Drain Rehabilitation FY 2017 (CIP)

Project Management:	Shawn Ryan	Project Number:	26001
Budget:	\$264,390.00	% of Goal Completion:	100%
Funding Source:	Storm Dr. Util. Fund	Status:	Done
Goal Completion Date:	6/30/2017	Fiscal Year Goal:	50% Construction
Actual Completion Date:	6/30/2017		

Comments: This is an on-going yearly project to rehabilitate deteriorated pipelines from City video assessments. Project funding is also used by the Utility Division for unscheduled maintenance of the storm drain system. An On-Call and Storm Drain Rehabilitation contract for public bidding has been issued and opened. Sancon Engineering has been awarded the contract.

Pier Structural Construction

Project Management:	Amir Ilkhanipour	Project Number:	16811
Budget:	\$1,334,510.00	% of Goal Completion:	100%
Funding Source:	General Fund	Status:	Done
Goal Completion Date:	6/30/2017	Fiscal Year Goal:	Bid Project
Actual Completion Date:	6/30/2017		

Comments: The last major repair and rehabilitation work on the pier was completed in 2011. A consultant was hired to assess and identify the needed improvements, design, prepare bid package and secure the required permits. A comprehensive assessment report was completed in December 2016, including recommendations for the needed improvements. Based on these recommendations and City staff's consensus, a bid package was prepared and advertised for public bidding. Prior to construction, regulatory permits including the California Coastal Commission Coastal Development Permit will be secured. Construction is anticipated in Fall 2017.

West Avenida Palizada Sidewalk (100 Block)

Project Management:	Ben Parker	Project Number:	16345
Budget:	\$18,910.00	% of Goal Completion:	
Funding Source:	General Fund	Status:	Hold
Goal Completion Date:		Fiscal Year Goal:	TBD
Actual Completion Date:			

Comments: Design completed and advertised. Bids came in over budget. It is anticipated that additional funding will be appropriated as part of the FY18 Budget and project will be re-advertised for bidding. Also design may be revised to reduce cost. Construction targeted to start by December 2017.

For Reporting Period April to June 2017

Sidewalk Repair and Improvements - FY 2016

Project Management:	Ben Parker	Project Number:	16355
Budget:	\$122,190.00	% of Goal Completion:	25%
Funding Source:	General Fund	Status:	Behind
Goal Completion Date:	6/30/2017	Fiscal Year Goal:	Complete Specifications
Actual Completion Date:			

Comments: To reduce administrative costs, FY16 and FY17 projects to be combined. Approximately 75% of sidewalks inspections required to use up available funding has been completed, however, project has been delayed due to other higher priority grant projects.

Camino Del Rio- Los Mares to End

Project Management:	Ben Parker	Project Number:	16347
Budget:	\$1,023,580.00	% of Goal Completion:	100%
Funding Source:	Gas Tax Fund	Status:	Done
Goal Completion Date:	6/30/2017	Fiscal Year Goal:	Complete Construction
Actual Completion Date:	6/30/2017		

Comments: Construction is complete.

Camino Del Rio Intersection Improvements

Project Management:	Jennifer Rosales	Project Number:	16350
Budget:	\$815,290.00	% of Goal Completion:	90%
Funding Source:	RCFPP Fund	Status:	Behind
Goal Completion Date:	6/30/2017	Fiscal Year Goal:	Complete Construction
Actual Completion Date:			

Comments: Construction is 90% complete. Contractor has targeted project completion date in mid-July.

Avenida Navarro - Pico to Los Molinos

Project Management:	Ben Parker	Project Number:	16352
Budget:	\$310,000.00	% of Goal Completion:	
Funding Source:	Street Improvement Fund	Status:	Hold
Goal Completion Date:		Fiscal Year Goal:	TBD
Actual Completion Date:			

Comments: Waiting on Caltrans to complete Pico Improvements.

For Reporting Period April to June 2017

Calle Los Molinos - Pico to Navarro

Project Management:	Ben Parker	Project Number:	16353
Budget:	\$504,330.00	% of Goal Completion:	
Funding Source:	Street Improvement Fund	Status:	Hold
Goal Completion Date:		Fiscal Year Goal:	TBD
Actual Completion Date:			

Comments: Waiting on Caltrans to complete Pico improvements.

Marblehead Coastal Sidewalk

Project Management:	Tom Frank	Project Number:	16344
Budget:	\$260,000.00	% of Goal Completion:	100%
Funding Source:	Gen. /Air Qual. Mgmt. Funds	Status:	Done
Goal Completion Date:	6/30/2017	Fiscal Year Goal:	Award Contract
Actual Completion Date:	1/15/2017		

Comments: This project is grouped with the North El Camino Real Bicycle Improvement project which is under construction with target completion date in July 2017.

Beach Trail Bridges Maintenance

Project Management:	Tom Bonigut	Project Number:	26801
Budget:	\$143,000.00	% of Goal Completion:	100%
Funding Source:	General Fund	Status:	Done
Goal Completion Date:	4/30/2017	Fiscal Year Goal:	75% Construction
Actual Completion Date:	6/30/2017		

Comments: Riviera and Montalvo Bridge re-coating have been completed. "Top side" painting of Mariposa bridge is underway and will be completed in July 2017.

City Wide Tree Inventory

Project Management:	Randy Little	Project Number:	36813
Budget:	\$66,700.00	% of Goal Completion:	80%
Funding Source:	General Fund	Status:	Behind
Goal Completion Date:	12/31/2016	Fiscal Year Goal:	Complete Study
Actual Completion Date:			

Comments: Approximately 18,000 trees have been collected to date. Approximately 40% of the collected trees exist within close proximity to right-of-way and parcel boundaries. Determining a workflow to confirm ownership of these trees may necessitate some additional re-surveying utilizing a higher precision device.

For Reporting Period April to June 2017

Concordia Elementary Safe Routes to School

Project Management:	Ben Parker	Project Number:	16348
Budget:	\$32,270.00	% of Goal Completion:	100%
Funding Source:	ATP Grant	Status:	Done
Goal Completion Date:	6/30/2017	Fiscal Year Goal:	Complete Design
Actual Completion Date:	6/30/2017		

Comments: Design completed. Construction is planned for FY 2018.

Aquatic Center (LPVH) Swamp Cooler Replacement

Project Management:	Shawn Ryan	Project Number:	16526
Budget:	\$135,000.00	% of Goal Completion:	20%
Funding Source:	Fac. Maint. Rsrv. Fund	Status:	Delay
Goal Completion Date:	6/30/2017	Fiscal Year Goal:	Complete Design
Actual Completion Date:			

Comments: Staff met with both an HVAC installation company and a Licensed HVAC Engineer both on different occasions. Both of the consultants recommended performing some preliminary air space testing and looking at modifying the existing Air Units to increase the CFM being delivered to the vents before moving ahead with unit replacement. This approach was proposed to maintenance staff, however Engineering was asked to move ahead with installing the new HVAC units. Engineering will hire an HVAC engineer to come up with a design to install new HVAC units.

Corporate Yard Building/Structures Painting

Project Management:	Shawn Ryan	Project Number:	16529/ 26407
Budget:	\$440,000.00	% of Goal Completion:	10%
Funding Source:	Reserve Fund	Status:	Behind
Goal Completion Date:	6/30/2017	Fiscal Year Goal:	Award Contract
Actual Completion Date:			

Comments: The surfaces of all the buildings at the corporate yard are subjected to our marine environment. The buildings were last painted in 1989 and are in need of new surface painting. Funding for this project is shared between Maintenance Services and Utilities at \$170,000 and \$270,000 respectively. Due to other higher priority projects taking precedence this project is behind schedule.

For Reporting Period April to June 2017

Station No. 59 Diesel Fuel Tank

Project Management:	Mike Fakhar	Project Number:	16812
Budget:	\$141,480.00	% of Goal Completion:	72%
Funding Source:	Pub. Fac. Constr. Fund	Status:	Behind
Goal Completion Date:	6/30/2017	Fiscal Year Goal:	35% Construction
Actual Completion Date:			

Comments: This project will install an above-ground diesel fuel tank at First Station No. 59 to support all Fire Vehicles servicing San Clemente. The fuel tanks will also provide fuel for OCFA vehicles in the event of an emergency. Design work has been completed and is undergoing City discretionary review. Project is scheduled for July 19 Zoning Administrator review and it is going through the Building Department for plan check prior to public bidding.

Avenida Del Presidente Water Line Replacement

Project Management:	Shawn Ryan	Project Number:	16405
Budget:	\$872,870.00	% of Goal Completion:	80%
Funding Source:	Water Depreciation Fund	Status:	Delay
Goal Completion Date:	6/30/2017	Fiscal Year Goal:	Complete Construction
Actual Completion Date:			

Comments: The project is unable to be completed by the end of the current fiscal year due to the close proximity of Concordia Elementary. Project specifications require the contractor to work during the summer months which will extend the completion date by one month.

Tesoro Pressure Reducing Station Rehabilitation

Project Management:	Shawn Ryan	Project Number:	16407
Budget:	\$324,890.00	% of Goal Completion:	100%
Funding Source:	Water Depreciation Fund	Status:	Done
Goal Completion Date:	6/30/2017	Fiscal Year Goal:	50% Construction
Actual Completion Date:	6/15/2017		

Comments: Project completion is anticipated July 2017.

For Reporting Period April to June 2017

Cascadita Canyon Waterline Abandonment

Project Management:	Shawn Ryan	Project Number:	26406
Budget:	\$61,800.00	% of Goal Completion:	25%
Funding Source:	Water Depreciation Fund	Status:	Delay
Goal Completion Date:	6/30/2017	Fiscal Year Goal:	Complete Construction
Actual Completion Date:			

Comments: C.H.I. submitted the apparent lowest bid but did not meet the specifications for the use of concrete under the project specifications. The second low bidder, GCI Construction, submitted a protest letter based on original direction to award to C.H.I., indicating C.H.I. is not following subcontractor laws. Staff is seeking City Attorney direction on subcontractor laws prior to making a recommendation to City Council.

Riviera Waterline Removal

Project Management:	Shawn Ryan	Project Number:	26409
Budget:	\$187,937.00	% of Goal Completion:	100%
Funding Source:	Water Depreciation Fund	Status:	Done
Goal Completion Date:	6/30/2017	Fiscal Year Goal:	50% Design
Actual Completion Date:	10/5/2016		

Comments: The project construction was completed March 2017.

Alessandro Sewer Bridge Assessment

Project Management:	Mike Fakhar	Project Number:	36201
Budget:	\$47,540.00	% of Goal Completion:	0%
Funding Source:	Sewer Depreciation Fund	Status:	Not Started
Goal Completion Date:	6/30/2017	Fiscal Year Goal:	Complete Evaluation
Actual Completion Date:			

Comments: Sewer flow is conveyed in an 8-inch pipe supported by a bridge that crosses a channel. Bridge support column needs to be evaluated for structural integrity. Existing bridge improvement plans and subsequent modification plans have been reviewed. An RFP will be prepared for hiring a consultant to perform the analysis in 2018. Other priorities in the capital program have delayed this project.

For Reporting Period April to June 2017

La Pata Lift Station Electrical Conduit Replacement

Project Management:	Mike Fakhar	Project Number:	26209
Budget:	\$16,350.00	% of Goal Completion:	100%
Funding Source:	Sewer Depreciation Fund	Status:	Done
Goal Completion Date:	2/28/2017	Fiscal Year Goal:	Complete Construction
Actual Completion Date:	6/29/2017		

Comments: The La Pata sewage lift station has experienced minor settlement. The conduits and wiring for the submersible pumps and motor controls are under stress due to the foundation settlement. This project will replace all conduit and wiring to ensure the pump station continues to operate if the settlement continues. Design was completed and project bid. No bid received. This project was constructed as a change order to an existing project with some assistance from City field staff.

Well Filter Plant Rehabilitation

Project Management:	Handan Cirit	Project Number:	16408
Budget:	\$250,000.00	% of Goal Completion:	100%
Funding Source:	Water Depreciation Fund	Status:	Done
Goal Completion Date:	6/30/2017	Fiscal Year Goal:	Hire Consultant
Actual Completion Date:	6/30/2017		

Comments: Staff is recommending a separate chemical building to be constructed and the chlorine gas use to be changed to sodium hypochlorite along with use of liquid ammonia to meet regulatory and treatment requirements. Design proposal for a separate new building within the adjacent area to house the chemicals is received and in review.

Pico Booster Pressure Station Pump Replacement

Project Management:	Mike Fakhar	Project Number:	26408
Budget:	\$200,000.00	% of Goal Completion:	0%
Funding Source:	Water Depreciation Fund	Status:	Not Started
Goal Completion Date:	6/30/2017	Fiscal Year Goal:	Complete Design
Actual Completion Date:			

Comments: Pumps at the Pico Pump Station will be downsized to accommodate the new potable water storage capacity of Reservoir 11A. Other priorities in the Capital Program have delayed the start of this project.

For Reporting Period April to June 2017

Primary Clarifier 4 & 5 Rehabilitation

Project Management:	Mike Fakhar	Project Number:	16204
Budget:	\$841,940.00	% of Goal Completion:	50%
Funding Source:	Sewer Depreciation Fund	Status:	Delay
Goal Completion Date:	2/28/2017	Fiscal Year Goal:	Complete Construction
Actual Completion Date:			

Comments: This project will replace aging bearings, flights, shafts, and gear assembly in Clarifiers No. 4 and No.5 to ensure reliability of the clarify process. Re-lining of the concrete walls is also needed to extend the life of the tank concrete structure. Due to anticipated El Nino, Clarifier No. 4 construction was held back so it could be used for storage at WRP. Construction to replace sludge collection equipment in Clarifier No. 5 started first which is now complete. Contract for rehabilitation of Clarifier No. 4 is awarded. Construction of rehabilitations for Clarifier No. 4 is expected to start in August 2017.

Blanco Pump Station Rehabilitation

Project Management:	Handan Cirit	Project Number:	16406
Budget:	\$238,480.00	% of Goal Completion:	100%
Funding Source:	Water Depreciation Fund	Status:	Done
Goal Completion Date:	6/30/2017	Fiscal Year Goal:	80% Design
Actual Completion Date:	6/30/2017		

Comments: This project will rehabilitate the potable water pump station on Via Blanco that conveys water to Reservoir No. 9. The pump station is at the end of its useful life and is in need of rehabilitation. Project design is in progress. Project construction is combined with the Reata and Reeves Pump stations and planned for Fall 2018 or 2019 depending on funding availability.

WRP Electrical System Replacements

Project Management:	Handan Cirit	Project Number:	16205
Budget:	\$1,000,000.00	% of Goal Completion:	100%
Funding Source:	Sewer Depreciation Fund	Status:	Done
Goal Completion Date:	6/30/2017	Fiscal Year Goal:	50% Design
Actual Completion Date:	6/30/2017		

Comments: Project will provide design for the replacement of Water Reclamation Plant main electrical switchgear and evaluation of individual motor control centers for prioritization for replacement in the future. Linkture Consulting Engineers was hired for design. Design work is underway. Design completion is planned for Spring 2018.

For Reporting Period April to June 2017

WRP Sluice Gate Replacement

Project Management:	Ken Burtech	Project Number:	26212
Budget:	\$67,390.00	% of Goal Completion:	40%
Funding Source:	Sewer Depreciation Fund	Status:	Hold
Goal Completion Date:	12/31/2016	Fiscal Year Goal:	Award Contract
Actual Completion Date:			

Comments: There are 5 sluice gates throughout the Water Reclamation Plant have reached the end of their useful life due to corrosion and are in need of replacement. Utilities maintenance staff has ordered the gates and is working with a contractor on installation details. Two of the fives gates have been installed.

WRP Laboratory Rehabilitation

Project Management:	Larry Brotman	Project Number:	16206
Budget:	\$100,000.00	% of Goal Completion:	15%
Funding Source:	Sewer Depreciation Fund	Status:	Hold
Goal Completion Date:	6/30/2017	Fiscal Year Goal:	Complete Evaluation
Actual Completion Date:			

Comments: The WRP laboratory is over 25 years old. Currently lab services are contracted to a local vendor. Staff is working with the contracted vendor on an upgrade evaluation to determine equipment needs and a cost estimate to rehabilitate the laboratory to current standards.

Marine Safety Building SR&U

Project Management:	Amir Ilkhanipour	Project Number:	16530
Budget:	\$100,000.00	% of Goal Completion:	100%
Funding Source:	Fac. Maint. Rsv. Fund	Status:	Done
Goal Completion Date:	12/31/2016	Fiscal Year Goal:	Complete Study
Actual Completion Date:	12/5/2016		

Comments: TranSystems (consultant) has been hired to conduct an assessment, design and prepare bid documents for the building and sheet pile wall. The assessment was completed in December 2016 which identified required improvements and cost estimates to extend the life of the facility by approximately 10 years. Design and preparation of the bid documents are underway with construction anticipated in FY 18.

For Reporting Period April to June 2017

M00S05 Montalvo Canyon Outlet/ Study

Project Management:	Amir Ilkhanipour	Project Number:	16004/ 22001
Budget:	\$462,530.00	% of Goal Completion:	80%
Funding Source:	Local Drain. Fac. Fund	Status:	Delay
Goal Completion Date:	6/30/2017	Fiscal Year Goal:	Complete Design and Regulatory Permitting
Actual Completion Date:			

Comments: This project consists of hydrologic and hydraulic studies, final design, environmental processing and permitting for the needed improvements to the reach of Montalvo Canyon natural waterway, in the proximity of the ocean outlet. Army Corps of Engineers, Fish & Game and Coastal Commission permits need to be secured prior to construction. A contract was awarded to a consultant on March 15, 2016 to perform the above work and prepare construction documents for public advertising. The study and analyses are underway. Permits from all the above regulatory agencies will be required prior to construction. Project is delayed due to securing consensus from the adjacent property owners prior to the final design. Combined PN 22001 (Montalvo Canyon Study) budget into this project.

Linda Lane Lift Station Protection

Project Management:	Dave Rebensdorf	Project Number:	16209
Budget:	\$48,980.00	% of Goal Completion:	100%
Funding Source:	Sewer Depreciation Fund	Status:	Done
Goal Completion Date:	12/31/2016	Fiscal Year Goal:	Complete Construction
Actual Completion Date:	2/1/2017		

Comments: This project constructed a pile wall to prevent private property subsidence from impacting sanitary sewer lift station operations.

LED Street Light Conversion

Project Management:	Tom Bonigut	Project Number:	16505
Budget:	\$265,000.00	% of Goal Completion:	5%
Funding Source:	Facilities Maintenance	Status:	Behind
Goal Completion Date:	6/30/2017	Fiscal Year Goal:	Complete Construction
Actual Completion Date:			

Comments: Pre-construction meeting held on June 28, with installation to start July 10th. Project construction completion is anticipated in August.

For Reporting Period April to June 2017

WRP Emergency Generator Replacement

Project Management:	Ken Knatz	Project Number:	16210
Budget:	\$360,520.00	% of Goal Completion:	100%
Funding Source:	Sewer Depreciation Fund	Status:	Done
Goal Completion Date:	12/31/2016	Fiscal Year Goal:	Complete Construction
Actual Completion Date:	3/1/2017		

Comments: Construction is complete.

Boca De La Playa Sidewalk

Project Management:	Ben Parker	Project Number:	17325
Budget:	\$80,000.00	% of Goal Completion:	100%
Funding Source:	General Fund	Status:	Done
Goal Completion Date:	6/30/2017	Fiscal Year Goal:	Complete Construction
Actual Completion Date:	1/17/2017		

Comments: Construction is complete.

Major Street Maintenance Program 2017

Project Management:	Ben Parker	Project Number:	27305
Budget:	\$550,000.00	% of Goal Completion:	100%
Funding Source:	Gen,Wtr, Swr Depr. Funds	Status:	Done
Goal Completion Date:	6/30/2017	Fiscal Year Goal:	Complete Construction
Actual Completion Date:	1/17/2017		

Comments: Construction is complete.

Sidewalk Repair and Improvements FY 2017

Project Management:	Ben Parker	Project Number:	27307
Budget:	\$150,000.00	% of Goal Completion:	25%
Funding Source:	General Fund	Status:	Behind
Goal Completion Date:	6/30/2017	Fiscal Year Goal:	Complete Specifications
Actual Completion Date:			

Comments: To reduce administrative costs, FY16 and FY17 projects to be combined. Approximately 75% of sidewalks inspections required to use up available funding has been completed, however, project delayed due to higher priority grant funded projects.

For Reporting Period April to June 2017

Slurry Seal FY 2017

Project Management:	Ben Parker	Project Number:	27308
Budget:	\$250,000.00	% of Goal Completion:	100%
Funding Source:	General Fund	Status:	Done
Goal Completion Date:	6/30/2017	Fiscal Year Goal:	Complete Construction
Actual Completion Date:	1/17/2017		

Comments: Construction is complete.

Avenida Pico- Amanacer to Courtyards

Project Management:	Ben Parker	Project Number:	17328
Budget:	\$1,215,000.00	% of Goal Completion:	25%
Funding Source:	Gas Tax Fund	Status:	Behind
Goal Completion Date:	6/30/2017	Fiscal Year Goal:	Complete Specifications
Actual Completion Date:			

Comments: Specifications being revised to include striping changes. Target bid August 2017, construction in end of 2017 and early 2018.

Avenida Pico- Los Molinos to Pico Plaza

Project Management:	Ben Parker	Project Number:	17329
Budget:	\$450,000.00	% of Goal Completion:	0%
Funding Source:	Gas Tax Fund	Status:	Hold
Goal Completion Date:		Fiscal Year Goal:	TBD
Actual Completion Date:			

Comments: Waiting on Caltrans to finish Pico work.

Camino Capistrano - ECR to Del Gado Rd.

Project Management:	Ben Parker	Project Number:	17334
Budget:	\$136,000.00	% of Goal Completion:	80%
Funding Source:	Gas Tax Fund	Status:	Behind
Goal Completion Date:	6/30/2017	Fiscal Year Goal:	Complete Specifications
Actual Completion Date:			

Comments: Slurry seal project will include restriping to provide for a class II bicycle lane. Waiting on striping approval. Target bid September 2017.

For Reporting Period April to June 2017

Camino De Estrella- I-5 to City Limit

Project Management:	Ben Parker	Project Number:	17332
Budget:	\$150,000.00	% of Goal Completion:	80%
Funding Source:	Gas Tax Fund	Status:	Behind
Goal Completion Date:	6/30/2017	Fiscal Year Goal:	Complete Specifications
Actual Completion Date:			

Comments: Waiting on striping approval. Target scheduled to bid in September 2017.

Camino De Los Mares- Vaquero to I-5

Project Management:	Ben Parker	Project Number:	17330
Budget:	\$100,000.00	% of Goal Completion:	10%
Funding Source:	Gas Tax Fund	Status:	Behind
Goal Completion Date:	6/30/2017	Fiscal Year Goal:	Award Design
Actual Completion Date:			

Comments: Delayed by higher priority grant funded projects (Caltrans). Project will be designed by consultant to prepare project for future grant opportunities.

Camino De Los Mares- Vera Cruz to North City Limit

Project Management:	Ben Parker	Project Number:	17331
Budget:	\$210,000.00	% of Goal Completion:	100%
Funding Source:	Gas Tax Fund	Status:	Done
Goal Completion Date:	6/30/2017	Fiscal Year Goal:	Complete Construction
Actual Completion Date:	6/30/2017		

Comments: Construction is completed.

Camino Mira Costa- Estrella to City Limit

Project Management:	Ben Parker	Project Number:	17333
Budget:	\$170,000.00	% of Goal Completion:	80%
Funding Source:	Gas Tax Fund	Status:	Behind
Goal Completion Date:	6/30/2017	Fiscal Year Goal:	Complete Specifications
Actual Completion Date:			

Comments: Slurry seal project will include proposed striping revisions to address complete streets concepts. Waiting on striping approval. Target schedule to bid in September 2017.

For Reporting Period April to June 2017

FY 2017 Sidewalk CDBG - Calle Puente

Project Management:	Ben Parker	Project Number:	17336
Budget:	\$161,000.00	% of Goal Completion:	100%
Funding Source:	CDBG Grant	Status:	Done
Goal Completion Date:	6/30/2017	Fiscal Year Goal:	Complete Construction
Actual Completion Date:	6/20/2017		

Comments: Construction is completed.

Pacific Coast Bicycle Route Signage Project

Project Management:	Tom Bonigut	Project Number:	17806
Budget:	\$164,800.00	% of Goal Completion:	100%
Funding Source:	General Fund/CMAC Grant	Status:	Done
Goal Completion Date:	6/30/2017	Fiscal Year Goal:	Complete Design
Actual Completion Date:	6/30/2017		

Comments: Design complete. Awaiting Caltrans Approval to proceed with construction for the project.

Traffic Signals Protected/Permissive Conversions

Project Management:	Tom Frank	Project Number:	17335
Budget:	\$100,000.00	% of Goal Completion:	60%
Funding Source:	Gas Tax Fund	Status:	Behind
Goal Completion Date:	6/30/2017	Fiscal Year Goal:	Complete Design
Actual Completion Date:			

Comments: Bid package is targeted for bidding in October 2017. Project was delayed and re-scoped to focus on completing grant funded projects with pending deadlines.

Custom Bicycle Racks

Project Management:	Tom Bonigut	Project Number:	17807
Budget:	\$40,000.00	% of Goal Completion:	100%
Funding Source:	Air Quality Mgmt. Fund	Status:	Done
Goal Completion Date:	6/30/2017	Fiscal Year Goal:	Complete Construction
Actual Completion Date:	5/30/2017		

Comments: Project was completed in May 2017.

For Reporting Period April to June 2017

Pavement Management System Update

Project Management:	Tom Bonigut	Project Number:	37301
Budget:	\$150,000.00	% of Goal Completion:	100%
Funding Source:	Street Improvement Fund	Status:	Done
Goal Completion Date:	1/31/2017	Fiscal Year Goal:	Complete Study
Actual Completion Date:	6/15/2017		

Comments: Study completed.

Bonito Canyon Park Restroom Rehabilitation

Project Management:	Tom Bonigut	Project Number:	17511
Budget:	\$400,000.00	% of Goal Completion:	50%
Funding Source:	General Fund	Status:	Delay
Goal Completion Date:	6/30/2017	Fiscal Year Goal:	Complete Construction
Actual Completion Date:			

Comments: Project delayed due to departure of key staff person. Will resume remaining final design in July, with overall completion planned for the first quarter of FY 2018.

Concordia Elementary Safe Routes to School FY 2017

Project Management:	Ben Parker	Project Number:	17326
Budget:	\$1,234,000.00	% of Goal Completion:	25%
Funding Source:	Gen Fund/ATP Grant	Status:	Behind
Goal Completion Date:	6/30/2017	Fiscal Year Goal:	25% Construction
Actual Completion Date:			

Comments: Project awarded. Has been designed and preconstruction coordination is underway.

Shorecliffs Safe Routes to School

Project Management:	Ben Parker	Project Number:	17327
Budget:	\$101,400.00	% of Goal Completion:	100%
Funding Source:	Gen Fund/ATP Grant	Status:	Done
Goal Completion Date:	6/30/2017	Fiscal Year Goal:	Award Design Contract
Actual Completion Date:	4/30/2017		

Comments: Consultant prepared a preliminary design that showed the anticipated curb return radiuses need to be revised. Obtained bus trip information from the school district to be considered in the design.

For Reporting Period April to June 2017

Vista Bahia Park Restroom Rehabilitation

Project Management:	Tom Bonigut	Project Number:	17512
Budget:	\$400,000.00	% of Goal Completion:	45%
Funding Source:	General Fund	Status:	Delay
Goal Completion Date:	6/30/2017	Fiscal Year Goal:	Complete Construction
Actual Completion Date:			

Comments: Project delayed due to departure of key staff person. Will resume remaining final design in July, with overall completion planned for the first quarter of FY 2018.

Recycled Water Expansion Phase II

Project Management:	D.Rebensdorf/ H. Cirit	Project Number:	17407
Budget:	\$100,000.00	% of Goal Completion:	70%
Funding Source:	Water Penalty Rsrv.	Status:	Behind
Goal Completion Date:	6/30/2017	Fiscal Year Goal:	Complete Modeling
Actual Completion Date:			

Comments: The study will evaluate availability of recycled water to add customers and evaluate infrastructure needs. AKM is modeling existing customers to determine if there is excess capacity for additional customers. Data gathering and verification has been time consuming, but almost complete.

Reservoir 3 Drainage Improvements

Project Management:	Amir Ilkhanipour	Project Number:	27405
Budget:	\$200,000.00	% of Goal Completion:	10%
Funding Source:	Water Depreciation Fund	Status:	Delay
Goal Completion Date:	6/30/2017	Fiscal Year Goal:	Bid Project
Actual Completion Date:			

Comments: Reservoir 3 is in need of drainage improvements. Drainage devices need to be designed and constructed so that the reservoir storm runoff can safely be conveyed into Calle Rica, just downstream of the reservoir. A consultant was hired to design and prepare a bid package for public advertising. A drainage easement needs to be acquired prior to construction. Staff has attempted to negotiate with property owner, however, the owner has not been responsive to request.

For Reporting Period April to June 2017

Calle Toledo Storm Drain Improvements

Project Management:	Amir Ilkhanipour	Project Number:	17008
Budget:	\$450,000.00	% of Goal Completion:	100%
Funding Source:	Storm Drain Depreciation	Status:	Done
Goal Completion Date:	3/31/2017	Fiscal Year Goal:	Complete Construction
Actual Completion Date:	3/31/2017		

Comments: The storm drain system at the intersection of Calle Toledo and West Avenida Gaviota needs to be upgraded to convey the designed runoff adequately into the canyon via an outlet downstream of Calle Toledo. A bid package was prepared by a consultant and project was bid on September 16, 2016. On October 18, 2016, City Council awarded a contract for construction. Construction is substantially completed; however, there is currently a dispute between City and the contractor regarding a change order as a result of weather delays.

Avenida Palizada

Project Management:	Ben Parker	Project Number:	17340
Budget:	\$156,000.00	% of Goal Completion:	25%
Funding Source:	Street Improvement Fund	Status:	Delay
Goal Completion Date:	6/30/2017	Fiscal Year Goal:	Complete Specifications
Actual Completion Date:			

Comments: Project was sent to bid, however, staff to recommend rejecting bids, and re-bid. Project to be regrouped to save administrative costs.

Avenida Presidio

Project Management:	Ben Parker	Project Number:	17341
Budget:	\$800,000.00	% of Goal Completion:	25%
Funding Source:	Street Improvement Fund	Status:	Delay
Goal Completion Date:	6/30/2017	Fiscal Year Goal:	Complete Specifications
Actual Completion Date:			

Comments: Opened bids, however, staff to recommend rejecting bids and re-bid. Project to be regrouped to save administrative costs.

Avenida Vaquero- Under I-5

Project Management:	Ben Parker	Project Number:	17342
Budget:	\$750,000.00	% of Goal Completion:	25%
Funding Source:	Street Improvement Fund	Status:	Delay
Goal Completion Date:	6/30/2017	Fiscal Year Goal:	Complete Construction
Actual Completion Date:			

Comments: Opened bids - waiting on Caltrans permit.

For Reporting Period April to June 2017

South La Esperanza

Project Management:	Ben Parker	Project Number:	17343
Budget:	\$460,000.00	% of Goal Completion:	25%
Funding Source:	Street Improvement Fund	Status:	Behind
Goal Completion Date:	6/30/2017	Fiscal Year Goal:	Complete Specifications
Actual Completion Date:			

Comments: Curb ramp review completed. To be regrouped with other projects. Project delayed due to higher priority grant funded projects.

Via Alegre

Project Management:	Ben Parker	Project Number:	17344
Budget:	\$337,000.00	% of Goal Completion:	100%
Funding Source:	Street Improvement Fund	Status:	Done
Goal Completion Date:	9/30/2016	Fiscal Year Goal:	Complete Construction
Actual Completion Date:	9/30/2016		

Comments: Construction is complete.

Via Cascadita

Project Management:	Ben Parker	Project Number:	17345
Budget:	\$358,000.00	% of Goal Completion:	
Funding Source:	Street Improvement Fund	Status:	Not Started
Goal Completion Date:		Fiscal Year Goal:	TBD
Actual Completion Date:			

Comments: Engineering will delay the project to facilitate a Storm Drain CIP project and Shorecliffs Safe Routes to School project underway.

Via Montego

Project Management:	Ben Parker	Project Number:	17346
Budget:	\$205,000.00	% of Goal Completion:	100%
Funding Source:	Street Improvement Fund	Status:	Done
Goal Completion Date:	9/30/2016	Fiscal Year Goal:	Complete Construction
Actual Completion Date:	9/30/2016		

Comments: Construction is complete.

For Reporting Period April to June 2017

As Needed Pavement Repairs

Project Management:	Ben Parker	Project Number:	27306
Budget:	\$100,000.00	% of Goal Completion:	100%
Funding Source:	Street Improvement Fund	Status:	Done
Goal Completion Date:	6/30/2017	Fiscal Year Goal:	Complete Construction
Actual Completion Date:	1/17/2017		

Comments: Construction is complete.

North Beach Opportunistic Sand Replenishment

Project Management:	Tom Bonigut	Project Number:	27701
Budget:	\$626,200.00	% of Goal Completion:	100%
Funding Source:	General Fund	Status:	Done
Goal Completion Date:	12/31/2016	Fiscal Year Goal:	Complete Construction
Actual Completion Date:	12/9/2016		

Comments: This project is for an opportunistic beach sand replenishment project at North Beach. 12,000 cubic yards of sand, from the dredging of the lower Santa Ana River, has been deposited at North Beach.

Avenida Pico- Class I Bike/Pedestrian Path Phase I

Project Management:	Tom Frank	Project Number:	17337
Budget:	\$300,000.00	% of Goal Completion:	50%
Funding Source:	RCFPP Fund	Status:	Behind
Goal Completion Date:	6/30/2017	Fiscal Year Goal:	Start Design
Actual Completion Date:			

Comments: Design for Class I Bike/Pedestrian Path adjacent to westbound Avenida Pico between Camino Vera Cruz and Calle Frontera. Design planned for July through December 2017. Project was delayed due to addressing construction and implementation challenges of several large high priority projects.

For Reporting Period April to June 2017

Avenida Pico/Camino Vera Cruz Intersection Improvements

Project Management:	Tom Frank	Project Number:	17338
Budget:	\$375,000.00	% of Goal Completion:	50%
Funding Source:	RCFPP Fund	Status:	Behind
Goal Completion Date:	6/30/2017	Fiscal Year Goal:	Bid Project
Actual Completion Date:			

Comments: Modify the intersection of Avenida Pico and Camino Vera Cruz to allow Class II striped bike lanes in both directions on Avenida Pico. Design and construction will be coordinated with Ave Pico resurfacing project. Targeted for bid by September 2017. Project was delayed due to delay in addressing construction and implementation challenges of several large high priority projects.

Avenida Vista Hermosa/Target Intersection Improvements

Project Management:	Tom Frank	Project Number:	17339
Budget:	\$425,000.00	% of Goal Completion:	50%
Funding Source:	RCFPP Fund	Status:	Behind
Goal Completion Date:	6/30/2017	Fiscal Year Goal:	Bid Project
Actual Completion Date:			

Comments: Modify the intersection of Avenida Vista Hermosa at the Target entrance to allow Class II striped bike lanes in both directions on Avenida Vista Hermosa. Target bid date August 2017. Project delayed to address several high priority transportation projects in construction.

Camino Vera Cruz/Costa Intersection Control

Project Management:	Jennifer Rosales	Project Number:	17347
Budget:	\$600,000.00	% of Goal Completion:	100%
Funding Source:	Gas Tax Fund	Status:	Done
Goal Completion Date:	6/30/2017	Fiscal Year Goal:	50% Design
Actual Completion Date:	6/23/2017		

Comments: Consultant hired to complete intersection control evaluation (ICE) analysis and feasibility of roundabout versus traffic signal. Feasibility memo submitted with conceptual designs complete for both intersection design alternatives.

For Reporting Period April to June 2017

Aquatic Center (Vista Hermosa) Pump Removal Gantry

Project Management:	Shawn Ryan	Project Number:	17513
Budget:	\$100,000.00	% of Goal Completion:	20%
Funding Source:	Facilities Maint. Rsv. Fund	Status:	Canceled
Goal Completion Date:	6/30/2017	Fiscal Year Goal:	50% Design
Actual Completion Date:			

Comments: Staff met with a consulting engineer to look at designing a Gantry Crane system. The engineer identified that the pumps have an extremely long life span and that only the motor will need repairs within the next 10 plus years. The motor can be disassembled on location and repaired off site. Staff called the manufacturer, and verified the pump life span to be 75 years. It is recommended that nearing the end of the pump's life cycle will be a good time to replace the roof on the pump house, and install a system where the pumps can be lifted out via the roof.

Recycled Water Line Replacement- Califia to Golf Course

Project Management:	Shawn Ryan	Project Number:	17406
Budget:	\$200,000.00	% of Goal Completion:	0%
Funding Source:	Water Depreciation Fund	Status:	Hold
Goal Completion Date:	6/30/2017	Fiscal Year Goal:	50% Design
Actual Completion Date:			

Comments: The pipeline that provides recycled water to the City's municipal golf course has reached its useful life and is in need of replacement. The asbestos cement line spans 4000 ft from Calafia State Beach to the golf course pond. The project is on Hold until the completion of the Phase II Recycled Water Master Plan Update.

Pressure Reducing Station Vault Lid Replacements

Project Management:	Shawn Ryan	Project Number:	27404
Budget:	\$100,000.00	% of Goal Completion:	100%
Funding Source:	Water Depreciation Fund	Status:	Done
Goal Completion Date:	6/30/2017	Fiscal Year Goal:	Award Contract
Actual Completion Date:	6/30/2017		

Comments: One of the three vaults located off Via Socorro is currently under construction and receiving a new vault lid and some minor repairs inside the box. The vault lid off of Costero Risco needs major repairs done and will require its own project. The third vault will receive new hatch parts and should operate properly once installed.

For Reporting Period April to June 2017

Schlegel Reservoir Isolation Valve Replacement

Project Management:	Shawn Ryan	Project Number:	27406
Budget:	\$100,000.00	% of Goal Completion:	25%
Funding Source:	Water Depreciation Fund	Status:	Canceled
Goal Completion Date:	6/30/2017	Fiscal Year Goal:	Bid Project
Actual Completion Date:	3/31/2017		

Comments: During the preliminary design, it was determined that a 16-inch valve located just outside the Altitude Valve Vault can perform the necessary shutdowns to the pump station if needed. The proposed valve installation is being cancelled based on this finding.

Vaquero Lift Station Removal

Project Management:	Shawn Ryan	Project Number:	27206
Budget:	\$125,000.00	% of Goal Completion:	0%
Funding Source:	Sewer Depreciation Fund	Status:	Not Started
Goal Completion Date:	6/30/2017	Fiscal Year Goal:	25% Design
Actual Completion Date:			

Comments: This lift station is no longer needed as a result of sewage flow being directed to the Frontera Lift Station. Mechanical and electrical components will be removed and salvaged. All wet and dry utility connections will be abandoned from adjacent active systems and the structure will be demolished. Work on other active higher priority projects has delayed this project.

Maintenance Yard Covers

Project Management:	Mike Fakhar	Project Number:	17808
Budget:	\$500,000.00	% of Goal Completion:	100%
Funding Source:	Clean Ocean Fund	Status:	Done
Goal Completion Date:	6/30/2017	Fiscal Year Goal:	75% Design
Actual Completion Date:	6/30/2017		

Comments: This project is needed to comply with the Stormwater Permit from the Regional Water Quality Control Board. The project will provide a permanent cover over the bulk material stockpile storage bays at the Water Reclamation Plant. The stockpile bays need coverage in order to prevent prohibited discharges during rain events to the adjacent Segunda Deshecha Channel and Pacific Ocean. Design of the roof covers is complete. The design is being processed through the City's discretionary review process for approval and for plan check through the Building Department prior to public bidding.

For Reporting Period April to June 2017

Water Distribution Insert Valve Program

Project Management:	Kevin Lussier	Project Number:	27407
Budget:	\$75,000.00	% of Goal Completion:	100%
Funding Source:	Water Depreciation Fund	Status:	Done
Goal Completion Date:	6/30/2017	Fiscal Year Goal:	Complete Construction
Actual Completion Date:	6/30/2017		

Comments: Many of the water valves in the downtown area no longer operate properly due to their age. This project will install 10 insert style valves throughout the downtown area. This type of valve can be installed without shutting down the distribution system.

WRP Gravity Belt Thickener Replacement

Project Management:	Amir Ilkhanipour	Project Number:	17204/26211
Budget:	\$200,000.00	% of Goal Completion:	20%
Funding Source:	Sewer Depreciation Fund	Status:	Hold
Goal Completion Date:	6/30/2017	Fiscal Year Goal:	Complete Design
Actual Completion Date:			

Comments: The gravity belt thickeners (GBTs) at the Water Reclamation Plant provide for the dewatering of sewage sludge to improve the biological digestion process. The GBTs are over 25 years old and have met their useful life. Staff has requested for proposals from consultants for design and preparation of a bid package. One proposal was received which is being reviewed by staff. Project construction funding was delayed, is projected in FY 2020. Staff is currently implementing improvements to the solids conveyer system as part of this project budget.

WRP Odor Control Systems Replacement

Project Management:	Handan Cirit	Project Number:	17205/36202
Budget:	\$1,538,400.00	% of Goal Completion:	100%
Funding Source:	Sewer Depreciation Fund	Status:	Done
Goal Completion Date:	6/30/2017	Fiscal Year Goal:	50% Design
Actual Completion Date:	6/30/2017		

Comments: Water Reclamation Plant Headworks and Solids Handling odor control facilities are approaching their useful life. Black and Veatch was hired to design odor control facilities replacement. Project design is 50% complete.

For Reporting Period April to June 2017

WRP Gas Flare Rehabilitation

Project Management:	D. Rebensdorf/ M. Fakhhar	Project Number:	17203
Budget:	\$600,000.00	% of Goal Completion:	20%
Funding Source:	Sewer Depreciation	Status:	Hold
Goal Completion Date:	6/30/2017	Fiscal Year Goal:	50% Design
Actual Completion Date:			

Comments: An RFP for design services was issued to qualified firms; however, no proposals were received. Staff is evaluating project delivery options. Researched equipment requirements and manufacturers and got information for flare, boiler and heat exchanger.

WRP Land Outfall Cathodic Protection

Project Management:	D. Rebensdorf/ M. Fakhhar	Project Number:	27205
Budget:	\$350,000.00	% of Goal Completion:	100%
Funding Source:	Swr. Other/Wtr. Depr.Funds	Status:	Done
Goal Completion Date:	6/30/2017	Fiscal Year Goal:	Complete Design
Actual Completion Date:	6/15/2017		

Comments: This project will install additional cathodic protection needed for the WRP Land Outfall. Based on an analysis and report by Corpro, City will prepare bid documents for construction of additional anode wells and rectifiers to protect the ductile iron pipelines from corrosion.

Los Molinos Lift Station Generator Replacement

Project Management:	Amir Ikhanipour	Project Number:	17202
Budget:	\$260,000.00	% of Goal Completion:	15%
Funding Source:	Sewer Depreciation Fund	Status:	Delay
Goal Completion Date:	6/30/2017	Fiscal Year Goal:	75% Design
Actual Completion Date:			

Comments: RFP for design services was developed and issued to qualified firms in March 2017. One proposal was received. Consultant selection and contract award is delayed due to finalizing the WRP Odor Control project that will be underway shortly.

Land Outfall Recoating at Prima Deshecha Canada

Project Management:	D. Rebensdorf/ M. Fakhhar	Project Number:	27207
Budget:	\$100,000.00	% of Goal Completion:	100%
Funding Source:	Sewer Joint Reserve	Status:	Done
Goal Completion Date:	2/28/2017	Fiscal Year Goal:	Complete Construction
Actual Completion Date:	12/21/2016		

Comments: Construction is complete.

For Reporting Period April to June 2017

Maintenance Services Rehabilitation FY 2017

Project Management:	Randy Little	Project Number:	27804
Budget:	\$250,000.00	% of Goal Completion:	100%
Funding Source:	General Fund	Status:	Done
Goal Completion Date:	6/30/2017	Fiscal Year Goal:	Complete Construction
Actual Completion Date:	6/30/2017		

Comments: This project supports smaller corrective maintenance projects during each fiscal year. Completed projects for FY 2017 include: New roofs at San Gorgonio Park Bathrooms, Repair of Max Berg Park pavillion structure, Steed & San Luis Rey Parks -backstops and perimeter fencing.

JRWSS Agency Projects

Project Management:	Dave Rebensdorf	Project Number:	27402
Budget:	\$2,636,890.00	% of Goal Completion:	75%
Funding Source:	Water Other Agency	Status:	Project-By-Others
Goal Completion Date:	6/30/2017	Fiscal Year Goal:	Complete Construction
Actual Completion Date:			

Comments: This is an assortment of CIP projects on the JRWSS water importation system managed by South Coast Water District on behalf of the JRWSS members.

Community Development 910 Negocio HVAC Replacement

Project Management:	Randy Little	Project Number:	16528
Budget:	\$200,000.00	% of Goal Completion:	15%
Funding Source:	Fac. Maint. Rsrv. Fund	Status:	Hold
Goal Completion Date:	6/30/2017	Fiscal Year Goal:	Complete Construction
Actual Completion Date:			

Comments: 56 HVAC units are at or very near the end of their useful life expectancy and their conditions are indicating replacement is inevitable at some point in the near future. Repairs have been numerous up to this point, and some replacement parts are no longer available. Newer, more energy efficient units will save on electricity costs in the long run. Eight of the 64 total HVAC units have been replaced over the last two fiscal years. Further HVAC replacements will be considered in coordination with the improvements for Community Development related to Temporary City Hall remodel.

For Reporting Period April to June 2017

Reservoirs 5A,10,12 and 14 Improvements

Project Management:	Handan Cirit	Project Number:	16410
Budget:	\$1,663,450.00	% of Goal Completion:	100%
Funding Source:	Water Depreciation Fund	Status:	Done
Goal Completion Date:	6/30/2017	Fiscal Year Goal:	10% Construction
Actual Completion Date:	6/30/2017		

Comments: This is a first phase of construction of chemical feed facilities at reservoirs 5A, 10 and 14 and mixers at reservoirs 5A, 10, 12 & 14 to minimize water stagnation in the reservoirs. Interior repairs will also be performed at reservoirs 10 & 12 as part of the project. The project is combined with Reservoir 8 interior coating. Construction bids received and project construction planned to start in August 2017.

La Esperanza Pressure Reducing Station Rehabilitation

Project Management:	Shawn Ryan	Project Number:	15405
Budget:	\$287,610.00	% of Goal Completion:	100%
Funding Source:	Water Depreciation Fund	Status:	Done
Goal Completion Date:	9/30/2016	Fiscal Year Goal:	Complete Construction
Actual Completion Date:	9/30/2016		

Comments: Construction is complete.

CDBG Sidewalk (Ave. Palizada)

Project Management:	Ben Parker	Project Number:	17348
Budget:	\$200,000.00	% of Goal Completion:	100%
Funding Source:	CDBG Grants Fund	Status:	Done
Goal Completion Date:	6/30/2017	Fiscal Year Goal:	Complete Design
Actual Completion Date:	6/30/2017		

Comments: The original FY16 budget was for design only, which has been done. No construction funding was appropriated in FY16. However, it was sent to bid in an effort to meet CDBG requirement. The construction bids came in over budget. Waiting for more CDBG money to be appropriated in July 1, 2017.

CDBG Improvements - San Luis Rey Park

Project Management:	Tom Bonigut	Project Number:	17349
Budget:	\$197,400.00	% of Goal Completion:	100%
Funding Source:	CDBG Grants Fund	Status:	Done
Goal Completion Date:	6/30/2017	Fiscal Year Goal:	Complete Construction
Actual Completion Date:	3/29/2017		

Comments: Construction is complete.

For Reporting Period April to June 2017

WRP Building K Rehabilitation (CIP)

Project Management:	Amir Ilkhanipour	Project Number:	25207
Budget:	\$752,560.00	% of Goal Completion:	100%
Funding Source:	Sewer Depreciation Fund	Status:	Done
Goal Completion Date:	2/28/2017	Fiscal Year Goal:	Complete Construction
Actual Completion Date:	2/28/2017		

Comments: Construction is complete.

Data Cabling

Project Management:	Matt Squires	Project Number:	27805
Budget:	\$125,000.00	% of Goal Completion:	100%
Funding Source:	Information Technology Fund	Status:	Done
Goal Completion Date:	6/30/2017	Fiscal Year Goal:	Prepare Specifications
Actual Completion Date:	6/30/2017		

Comments: Specifications complete.
