



City of San Clemente

3rd
Quarter Report
Ending March 31, 2017

FY 2017-18

James Makshanoff,
City Manager

Erik Sund,
Assistant City Manager



City of San Clemente City Manager

James Makshanoff, City Manager
Phone: 361-8322 Fax: 361-8283
MakshanoffJ@san-clemente.org

May 21, 2018

Honorable Mayor and Councilmembers:

Submitted for your review is the City of San Clemente's quarterly report for the period ending March 31, 2018. The intent of this report is to provide the Council, staff and citizens with an overview of the financial condition of the City for the third quarter of Fiscal Year 2017-18.

The report also contains an update of the City's performance measurement system and capital improvement program.

Please feel free to call me if you have any questions regarding this report.

Sincerely,

James Makshanoff
City Manager



January – March 2018

CURRENT FINANCIAL CONDITION

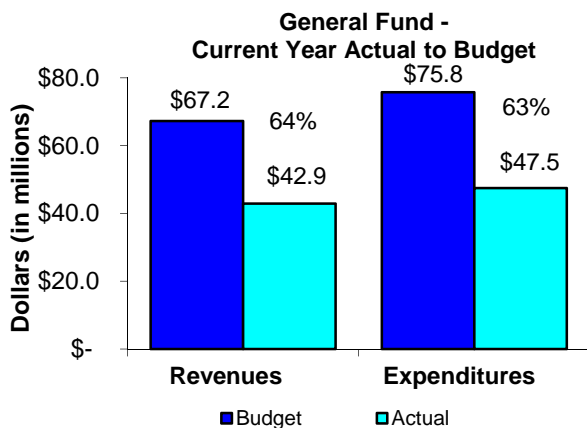
In FY 2017-18, the City is budgeted to maintain a positive operating position. At the end of the third quarter expenditures exceed revenues as a result of the timing of property tax receipts. Revenues and expenditures are within budgetary expectations for this time of the year.

GENERAL FUND

General Fund revenues through the third quarter total \$42.9 million, or 64% of the \$67.2 million annual budget. General Fund revenue is \$3.9 million higher than last year's third quarter total revenue.


General Fund expenditures total \$47.5 million for the third quarter, or 63% of the \$75.8 million annual budget, as compared to \$45.5 million at this time last year. In total, expenditures ended the quarter \$1.9 million higher than the same period for the prior year.


Additional information on General Fund revenues and expenditures are discussed further in this report.





GENERAL FUND REVENUES


Revenues by Category	Budget	YTD Actual	%
Property Taxes	31,881,000	21,186,577	66%
Sales Tax	9,904,000	5,978,715	60%
Transient Occ. Tax	2,570,000	1,753,233	68%
Other Taxes	3,448,000	1,631,410	47%
Permits & Fees	1,788,540	1,475,057	82%
Intergovernmental	3,390,580	358,595	11%
Service Charges	5,203,790	4,483,913	86%
Fines	507,000	459,656	91%
Interest, Rents, Other	3,088,710	2,486,809	81%
Interfund Transfers	5,463,070	3,096,765	57%
	67,244,690	42,910,730	64%


➤ **Property Taxes:**  Property taxes total \$21.2 million, primarily from secured taxes, and are up \$2.3 million as compared to this quarter in the prior year. The increase is attributed to continued growth in assessed valuations as well as some new development.


➤ **Sales Tax:**  Sales tax receipts amount to \$6.0 million, compared to \$6.1 million in the prior year, with the decrease mainly due to one-time receipts received in the prior year and little growth in sales tax revenue.


➤ **Transient Occupancy Taxes (TOT):**  Transient occupancy taxes total \$1.8 million, about the same as this time last fiscal year.


➤ **Other Taxes:**  Other taxes, consisting mostly of franchise fees and business licenses, total \$1.6 million, \$72,000 higher than the prior year. The largest franchise fees, from SDG&E and Southern California Gas, are remitted in April of each year.

➤ **Permits & Fees:**  Permits and fees are at \$1.5 million, a \$316,000 increase compared to last year primarily due to increases in building and other construction permits as compared to the prior year.

➤ **Intergovernmental:**  Intergovernmental, mainly from grant revenues, is at \$359,000, about \$104,000 lower than the previous year, mostly due to one-time Waste Disposal and Sand Replenishment grants received in the prior year.

➤ **Service Charges:**  Service charges, from general government, public safety, parking meter and recreation, amount to \$4.5 million, about \$528,000 higher than the 3rd quarter of the prior year, mostly due to higher revenues from plan check fees, parking service charges, and recreation service charges.

➤ **Fines:**  Revenues from fines totals \$460,000, \$105,000 higher than the prior year, with decreases in parking violations and vehicle code fines offset by significant increases in administrative citations.

➤ **Interest, Rents & Other:**  Interest, rents and other reimbursements total \$2.5 million, about \$620,000 higher than the prior year from higher site rentals, concession revenues and investment returns, which were somewhat offset by lower miscellaneous reimbursements. Revenue from the Negocio leases was moved to the General Fund this fiscal year.



GENERAL FUND EXPENDITURES



Expenditure by Type	Budget	YTD Actual	%
Salaries	12,271,188	8,443,694	69%
Benefits	5,392,220	3,728,147	69%
Supplies	1,337,289	670,130	50%
Contractual Services	36,520,436	23,808,792	65%
Other Charges	1,162,980	819,504	70%
Capital Outlay	9,073,307	2,418,624	27%
Interdepartmental	4,813,310	3,669,466	76%
Transfers & Debt	5,194,130	3,924,125	76%
Total	75,764,860	47,482,482	63%

Expenditure by Dept	Budget	YTD Actual	%
General Government	5,349,133	3,753,991	70%
City General	11,183,577	7,133,774	64%
Police	14,939,270	11,132,458	75%
Fire	9,468,150	6,929,207	73%
Comm. Development	6,022,730	3,500,537	58%
Public Works	22,171,900	10,416,363	47%
Beaches, Parks & Rec	6,630,100	4,616,152	70%
Total	75,764,860	47,482,482	63%

Expenditures at the end of the FY 2017-18 third quarter are \$47.5 million compared to prior year's \$45.5 million, which is an increase of \$1.9 million.

All departments had increases from the prior year, but the largest individual increases were due to public safety and legal costs. City General increased by \$730,000 primarily due to increases in the PERS unfunded public safety pension payment (\$442,000) and in legal costs (\$230,000). The Police and Fire department costs increased by \$712,000 as a result of safety contract cost increases and higher ambulance costs.

Other departments had minimal increases. Overall, costs, in total, are currently within anticipated results.

ENTERPRISE FUNDS

The following tables summarize the operating revenues, operating expenses, and changes in operating fund working capital for enterprise funds including Water, Sewer, Golf, Storm Drain and Clean Ocean funds.

Revenues

Revenue	Budget	YTD Actual	%
Water Fund	20,048,714	13,593,547	68%
Sewer Fund	9,488,942	6,112,502	64%
Golf Fund	2,682,112	1,694,036	63%
Storm Drain Fund	1,536,115	1,057,432	69%
Clean Ocean Fund	2,654,669	1,755,148	66%

Metered Water revenue is up \$1.3 million compared to the previous year, with higher water consumption in potable and non-potable water. Sewer revenues increased \$120,000 in FY 2017-18 based on increased water consumption.

Golf Course revenue is up \$129,000 from higher green fees (\$114,000), golf cart rentals (\$7,000), and driving range fees (\$8,000), when compared to the third quarter of FY 2016-17.

Storm Drain and Clean Ocean fees are fixed and do not change significantly from year to year. Both are within budgeted expectations through the third quarter of FY 2017-18.

Expenses

Expenses	Budget	YTD Actual	%
Water Fund	22,147,204	14,618,529	66%
Sewer Fund	10,436,006	7,161,438	69%
Golf Fund	2,193,280	1,619,629	74%
Storm Drain Fund	1,754,750	1,202,882	69%
Clean Ocean Fund	4,752,330	1,600,700	34%

Water expenses are \$1.2 million higher when compared to the prior year. Salary and benefit expenses, purchased water, chemicals, and electricity costs increased, but are within budget expectations. For the Sewer Fund, increases in salary and benefits, chemicals, electricity, landfill, and other maintenance costs caused total operating expenses to increase \$549,000 year over year.

Golf expenses increased \$163,000 compared to the previous year. Increases include salary & benefits, water, bank merchant fees, and electricity expenses. Clean Ocean expenses increased \$217,000 for contractual services when compared to the third quarter of FY 2016-17.

Working Capital

Working Capital	Budget	YTD Actual
Water Fund	668,630	1,742,138
Sewer Fund	773,564	671,692
Golf Fund	2,818	-411,607
Storm Drain Fund	419,775	492,960
Clean Ocean Fund	-207,186	2,044,923

Working capital levels are adequate in the Water, Clean Ocean and Storm Drain Funds. The Golf Fund has a negative working capital balance which will improve once land proceeds are received. The Sewer Fund balance will be addressed after completion of a Cost-of-Service Study.

WHAT'S NEXT

➤ **FY 2018-19 Budget:** A City Council workshop and public hearing to review the proposed FY 2018-19 budget will be held on Monday, May 21, 2018.



Good. Positive Indicator;



Caution. Unsettled Indicator;



Problem. Negative Indicator

Performance Measures

General Government

Performance Measures	2016-17 Actual	2017-18 Budget	2017-18 3rd	2017-18 Y-T-D
City Clerk				
Budget:	\$707,693	\$746,870	\$144,312	\$432,604
Workload Outputs:				
Number of Regular City Council minutes prepared within 21 days of meeting	21	22	5	15
Number of City Council Agendas/Packets posted 7 days prior to meeting	21	22	5	15
Number of formal public records requests	424	360	150	391
Number of contracts released within 7 working days of receipt of completed contract and securities	162	125	19	61
Number of Council-adopted resolutions processed within 7 working days of adoption	48	70	3	24
Number of Council-adopted ordinances processed within 7 working days of adoption	125	25	7	14
Effectiveness:				
Percent of Regular Council Minutes produced within 21 days	100.0%	100.0%	100.0%	100.0%
Percentage of Agendas/Packets provided at least 7 days prior to the meeting	100.0%	100.0%	100.0%	100.0%
Percentage of public records requests responded to within 10 days	100.0%	100.0%	100.0%	100.0%
Percent of contracts released within 7 working days of receipt of completed contract and securities	100.0%	100.0%	100.0%	100.0%
Percent of Council adopted resolutions processed within 7 working days of adoption.	100.0%	100.0%	100.0%	100.0%
Percent of Council adopted ordinances processed within 7 working days of adoption.	100.0%	100.0%	100.0%	100.0%

Performance Measures

Finance & Administrative Services

Performance Measures	2016-17 Actual	2017-18 Budget	2017-18 3rd	2017-18 Y-T-D
<u>Finance & Administrative Services Administration</u>				
Budget:	\$528,742	\$599,200	\$146,861	\$422,371
Efficiency:				
Percentage of quarterly reports completed within the end of the month after the financial close of the quarter.	100.0%	100.0%	100.0%	100.0%
Rate of return on investments	1.13%	1.25%	2.12%	1.78%
Effectiveness:				
Percent of actual General Fund revenues to projections*	101.8%	98.0%	N/A	N/A
Percentage of City operating funds in balance*	96.2%	98.0%	N/A	N/A
Percentage of adopted fiscal policies in compliance*	89.4%	95.0%	N/A	N/A
* Annual measurement.				
<u>Finance Division</u>				
Budget:	\$2,132,237	\$2,416,330	\$611,133	\$1,730,841
Workload Outputs:				
Number of accounting transactions processed	30,310	29,500	7,311	22,124
Number of TOT audits performed per year	0	10	0	0
Number of utility bills generated per year	223,533	223,000	58,407	170,715
Number of business licenses issued	5,541	5,700	2,122	4,278
Efficiency:				
Average cost to process accounting transactions	\$29.06	\$28.00	\$32.46	\$30.75
Average cost to generate a utility bill	\$3.56	\$3.60	\$4.03	\$3.93
Average cost to generate a business license	\$34.84	\$34.00	\$30.22	\$40.53
Effectiveness:				
Percentage of total annual TOT revenue audited	0.0%	30.0%	0.0%	0.0%
Percentage accuracy of financial transactions within established accuracy rates	100.0%	100.0%	100.0%	100.00%
Percentage of receivables written off	0.50%	0.30%	0.14%	0.16%
Percentage of receivables over 60 days old	27.1%	28.0%	23.4%	21.5%

Performance Measures

Finance & Administrative Services

Performance Measures	2016-17 Actual	2017-18 Budget	2017-18 3rd	2017-18 Y-T-D
<u>Human Resources</u>				
Budget:	\$537,623	\$731,100	\$279,211	\$558,623
Workload Outputs:				
Number of recruitments	44	35	8	28
Number of employees hired	23	90	11	20
Number of open Workers' Compensation claims	30	30	22	23
Number of employees completing a HR customer satisfaction survey*	0	100	N/A	N/A
Efficiency:				
Percentage of recruitments opened within 2 workdays of being approved	100.0%	90.0%	100.0%	100.0%
Percentage of employees scheduled for pre-employment orientation within 2 work days of receipt of PA by Human Resources office	100.0%	90.0%	100.0%	100.0%
Effectiveness:				
Percentage of employees on Workers' Compensation whose initial paperwork is processed within 1 work day	84.2%	90.0%	100.0%	91.0%
Percent of employees rating the overall satisfaction with HR as either "Satisfied" or "Very Satisfied"*	0.0%	85.0%	N/A	N/A
*annual measurement				
<u>Information Technology</u>				
Budget:	\$2,215,063	\$2,527,830	\$606,578	\$1,806,353
Workload Outputs:				
Number of workstation computers administered	278	290	290	284
Number of IT Help Desk service requests closed	2,149	2,150	451	1,398
Number of server computers administered (virtual, physical, and other)	66	64	64	65
Efficiency:				
Percentage of requests for computer services initial response provided within 1 business hour	72.8%	85.0%	98.3%	92.7%
Percent of requests for computer services resolved within SLA Estimated Resolution	92.8%	95.0%	99.5%	97.3%

Performance Measures

Finance & Administrative Services

Performance Measures	2016-17 Actual	2017-18 Budget	2017-18 3rd	2017-18 Y-T-D
<u>Contract Fleet Maintenance</u>				
Budget:	\$1,405,760	\$992,450	\$214,100	\$634,138
Workload Outputs:				
Total number of vehicles maintained	154	154	153	153
Number of work orders completed	528	600	130	496
Number of preventative maintenance services	204	250	51	151
Number of repeat work orders needed	2	6	0	0
Effectiveness:				
Percentage of fleet available per month	99.3%	96.0%	99.3%	99.2%
Percentage of reworks relative to total work	0.3%	1.0%	0.0%	0.0%
Percentage of preventative maintenance services completed within 1 day	100.0%	98.0%	100.0%	100.0%

Performance Measures

Public Safety

Performance Measures	2016-17 Actual	2017-18 Budget	2017-18 3rd	2017-18 Y-T-D
<u>Contract Police Services</u>				
Budget:	\$13,867,464	\$14,939,270	\$ 3,720,077	\$11,132,458
Workload Outputs:				
Number of total calls for service	31,632	35,000		16,089
Number of emergency calls received (Priority 1)	229	373		201
Number of traffic collision reports	321	425		146
Number of Part 1 crimes committed per 1,000 population	19.08	2.50		6.30
Efficiency:				
Average Response time from dispatch to on-scene emergency calls (Priority 1)	4:27	4:55		4:72
Number of Uses of Force	32	42		24
Number of Arrests	1,298	842		689
Number of Parking Violations	7,735	9,202		5,648
Number of Moving Violations	1,611	2,000		909
Number of Part 1 Crimes	892	945		418
Number of Part 2 Crimes	1,529	1,700		801
Effectiveness:				
Percentage of emergency calls responded to in 5 minutes or less	53.1%	62.1%		56.2%
Percentage change in Part I crimes from prior year to current year	1.7%	5.0%		3.8%
<u>Contract Fire Services</u>				
Budget:	\$8,974,200	\$9,468,150	\$ 2,252,497	\$6,929,207
Workload Outputs:				
Number of emergency calls	4,544	5,360	1,300	3,970
Number of new construction fire inspections	497	920	132	392
Number of fire inspections performed	835	700	470	532
Number of fire plan checks completed	233	675	81	203
Efficiency:				
Average response time for emergency calls	6:29	7:20	7:12	7:12
Effectiveness:				
Percentage of calls with response time within 7 minutes	75.8%	72.0%	63.0%	56.3%
Percentage of technical on-site inspections scheduled within 72 hours	84.3%	93.0%	61.0%	96.0%
Percentage of all plan checks completed within adopted turn around time goals based on plan types	94.5%	80.0%	90.0%	93.7%
Percentage of 5 day turn around plan checks completed within goal	98.0%	97.0%	96.0%	96.7%
Percentage of 10 day turn around plan checks completed within goal	87.5%	71.0%	86.0%	91.3%

Performance Measures

Public Safety

Performance Measures	2016-17 Actual	2017-18 Budget	2017-18 3rd	2017-18 Y-T-D
Marine Safety				
Budget:	\$1,658,763	\$1,710,560	\$320,537	\$1,188,809
Workload Outputs:				
Number of beach visitors (estimate)	2,288,600	2,400,000	269,300	1,411,850
Number of swimmer rescues	1,698	2,275	30	1,338
Number of preventative actions via public education/warnings	23,369	36,000	835	19,277
Number of people reached through public education programs	52,693	50,000	2,721	36,882
Number of drownings with lifeguards on duty	0	0	0	0
Efficiency:				
Visitors per lifeguard (8 hour shift)	688	800	632	815
Effectiveness:				
Percentage of swimmer rescues without a drowning	100.0%	100.0%	100.0%	100.0%
Percent of City elementary schools reached through public education*	80.0%	70.0%	N/A	N/A

* Annual measurement

Performance Measures

Community Development

Performance Measures	2016-17 Actual	2017-18 Budget	2017-18 3rd	2017-18 Y-T-D
Building				
Budget:	\$1,810,846	\$2,222,960	\$451,633	\$1,307,339
Workload Outputs:				
Number of building permits issued	2,180	4,200	1,116	3,084
Number of Plan Reviews performed	3,237	3,500	940	2,559
Number of building inspections completed	14,947	17,000	3,754	12,073
Number of customers served at Building counter	4,525	6,000	1,568	3,601
Efficiency:				
Number of Plan Reviews performed per Plan	1,123	1,200	314	894
Number of inspections conducted per inspector	3,399	4,000	939	3,018
Number of customers served per Permit Tech	2,063	2,250	586	1,648
Effectiveness:				
Percentage of new projects: First review completed within 15 work days	74.9%	95.0%	95.2%	89.9%
Percentage plan review rechecks: Reviewed within 10 work days	85.5%	95.0%	77.7%	89.6%
Percentage response to the public at the counter in 10 minutes	75.7%	80.0%	76.7%	75.1%
Planning				
Budget:	\$1,447,772	\$1,970,920	\$450,965	\$1,163,549
Workload Outputs:				
Number of discretionary applications	124	150	43	121
Number of new administrative applications	308	315	123	297
Number of zoning plan check reviews	2,337	2,750	699	1,845
Number of staff presentations (CC, PC, ZA, DRSC, PC SS)	183	175	34	116
Number of Special Projects (GP IM's/ZO updates, etc.) initiated	77	75	13	37
Number of people assisted at counter/over phone	8,863	10,500	2,429	6,500
Number of outreach meetings attended (Business Liaison, Housing/Social Services, etc.)	19	50	11	15
Number of Historic Preservation-related applications	13	20	24	49
Number of Quality Assurance staff hours	88	200	7	48
Efficiency:				
Number of people assisted at counter/phone per FTE/Quarter	581.0	500.0	280.8	301.5
Number of Plan checks completed/FTE/Quarter	151.6	150.0	81.3	85.3
Number of applications completed/FTE/Quarter	4.3	8.0	2.3	2.7
Percentage of FTE's time funded by Developer Deposit and fixed fees	2.3%	25.0%	7.9%	7.5%

Performance Measures

Community Development

Performance Measures	2016-17 Actual	2017-18 Budget	2017-18 3rd	2017-18 Y-T-D
<u>Planning (continued)</u>				
Effectiveness:				
Percentage of HPPA properties maintained in compliance	86.0%	96.0%	81.0%	79.7%
Percentage of Council-directed GP IM's	72.4%	85.0%	62.3%	62.3%
Percentage of plan reviews completed within deadline	88.9%	90.0%	90.7%	90.4%
Percent of discretionary applications completed	75.0%	92.0%	68.3%	76.0%
Percent of calls returned within one business day	85.9%	92.0%	96.0%	88.9%
Percent of counter served within 10 minutes	62.0%	70.0%	61.7%	63.3%
Percent of counter served within 20 minutes	86.4%	90.0%	85.0%	86.6%
<u>Code Compliance</u>				
Budget:	\$833,025	\$947,880	\$192,051	\$543,849
Workload Outputs:				
Number of new cases	1,415	1,750	247	838
Number of complaints processed	New	2,300	403	1,620
Number of cases closed	New	1,750	252	745
Number of case actions (Monday - Friday)	11,143	11,000	2,665	7,976
Number of weekend inspections conducted	42	750	701	1,812
Number of sessions for certification/training	152	300	133	273
Efficiency:				
Number of cases per officer	355	438	73	246
Number of cases closed per officer	New	438	77	233
Number of site visits per day per officer	New	10.0	1.9	4.1
Number of actions per officer	2,635	2,750	919	2,491
Number of weekend inspections per officer	23	375	234	448
Effectiveness:				
Percentage of cases acknowledged within 2 days	42.5%	70.0%	45.3%	35.1%
Percentage of cases resolved within 10 working	35.7%	70.0%	20.3%	19.2%
Percentage of cases resolved within 30 days	New	80.0%	39.3%	32.7%

Performance Measures

Community Development

Performance Measures	2016-17 Actual	2017-18 Budget	2017-18 3rd	2017-18 Y-T-D
<u>Economic Development/Housing Administration</u>				
Budget:	\$100,343	\$119,775	\$38,561	\$79,803
Workload Outputs:				
Number of Home Rehab loans provided to property owners	2	6	2	2
Number of businesses receiving commercial facade grants	0	7	0	0
Number of non-profits receiving Social Program grants	12	15	4	11
Effectiveness:				
Percentage of Home Rehab & commercial grants expended	100.0%	100.0%	25.0%	65.0%
Percentage General Fund social program grants expended	100.0%	100.0%	31.0%	56.0%

Performance Measures

Public Works

Performance Measures	2016-17 Actual	2017-18 Budget	2017-18 3rd	2017-18 Y-T-D
<u>Engineering</u>				
Budget:	\$4,222,279	\$6,903,710	\$780,678	\$2,453,850
Workload Outputs:				
Number of permits issued	437	400	135	336
Number of inspection stops conducted	2,486	2,500	509	1,706
Number of projects submitted for 1st plan check	60	60	28	66
Number of projects submitted for additional plan checks	131	140	49	127
Number of research projects conducted	608	600	103	306
Number of miles of streets designed*	4.72	13.00	3.93	12.67
Number of miles of streets rehabilitated*	3.48	13.00	0.00	7.22
Number of citizen traffic complaints received	270	250	71	214
Efficiency:				
Time spent per first plan review (average hours)	6.41	6.00	6.00	5.92
Time spent per additional plan review (average hours)	5.04	5.00	5.33	5.06
Time spent per research project	0.69	1.00	0.52	0.57
Percent of response to citizen complaints within 45 days	87.8%	80.0%	94.4%	89.9%
Effectiveness:				
Percent of project reviews completed in 15 days (1st plan check)	71.8%	85.0%	58.3%	64.4%
Percent of project reviews completed in 10 days (add'l plan check)	84.3%	90.0%	78.2%	77.2%
Percent of research projects completed in 10 days	92.4%	90.0%	93.3%	91.1%
Percent of projected street design completed	97.0%	85.0%	30.2%	97.5%
Percent of projected street miles rehabilitated	92.0%	85.0%	0.0%	55.5%
Percent of traffic complaints resolved	87.5%	80.0%	94.4%	89.9%

*Miles of streets designed and rehabilitated modified to include slurry seal and alley projects

Performance Measures

Public Works

Performance Measures	2016-17 Actual	2017-18 Budget	2017-18 3rd	2017-18 Y-T-D
<u>Maintenance</u>				
Budget: City Maintenance Services	\$4,305,055	\$5,268,480	\$1,110,816	\$3,131,742
Budget: Beaches/Parks Maintenance	\$5,355,812	\$9,200,140	\$1,743,356	\$4,309,533
Workload Outputs:				
Number of potholes repaired	20	25	8	22
Number of signs repaired or replaced	1,004	1,900	323	974
Number of work orders received/completed by Facilities	1,590	1,250	331	1,058
Number of street light/traffic signal repairs	1,315	1,200	253	737
Number of USA responses (Underground Service Alerts)	432	800	78	206
Trim 2,500 trees annually to ensure a 8 year	3,186	2,500	797	2,768
Number of graffiti cases	471	450	201	479
Efficiency:				
Average sq. ft. of pothole repairs provided per day of service	157.1	150.0	343.0	574.7
Average # of signs maintained per hour of service provided	1.7	4.0	0.7	0.8
Average # of facilities maintenance work orders completed per day of service	7.2	6.0	5.9	6.4
Average # of USA completed per day of service	5.9	3.5	1.4	1.3
Average number of streetlight/traffic signal repairs per day	2.0	3.0	4.5	4.5
Cost of graffiti removal per case	\$65	\$150	\$74	\$80
Effectiveness:				
Percentage of pothole service requests repaired within 3 working days	100.0%	100.0%	100.0%	100.0%
Percentage of trees trimmed to maintain an average 7-year trimming cycle	124.3%	100.0%	31.1%	108.0%
Percentage of signage repair requests responded to and completed within 3 working days	100.0%	100.0%	98.0%	99.3%
Percentage of facilities maintenance work orders responded to in 3 working days	95.3%	100.0%	97.6%	97.2%
Percentage of street light / traffic signal service Requests completed within 3 working days	88.0%	80.0%	93.9%	90.0%
Percentage of USA service requests completed within 3 working days	100.0%	100.0%	100.0%	100.0%
Percent of graffiti cases closed within 6 hours	58.5%	68.0%	67.0%	69.0%

Performance Measures

Utilities

Performance Measures	2016-17 Actual	2017-18 Budget	2017-18 3rd	2017-18 Y-T-D
<u>Water/Sewer/Storm Drain</u>				
Budget: Water	\$19,245,008	\$ 22,147,204	\$ 5,982,943	\$14,618,529
Budget: Sewer	\$9,650,280	\$ 10,436,006	\$ 2,463,031	\$7,161,438
Budget: Storm Drain	\$1,581,518	\$1,754,750	\$407,974	\$1,202,882
Workload Outputs:				
Acre Feet of Potable water delivered per FTE	New	7,500	1,613	5,707
Customer Service requests completed	New	5,000	1,084	3,649
Millions of gallons of wastewater processed per day	3.07	3.00	3.41	3.19
Acre Feet of Recycled water sold	1,172	1,200	213	1,032
# of miles of leak detection on potable water pipeline	210	180	22	64
# of Fire Hydrants serviced per year	455	300	72	113
# of valves excised per year	1,513	1,500	386	1,551
# of miles of Sewer lines cleaned	144.1	140.0	30.9	75.3
# of miles of Storm Drain lines cleaned	0.10	5.00	0.30	3.20
# of Storm Drain catch basins inspected	1,689	1,800	436	1,097
# of Storm Drain catch basins cleaned	327	400	107	193
# of miles of Sewer lines inspected by video	50.1	55.0	8.2	24.3
# of miles of Storm Drain lines inspected by video	18.8	15.0	3.4	6.6
Efficiency:				
Percentage of potable system water loss	5.5%	6.2%	6.3%	5.1%
Work orders completed	3,041	3,000	2,303	7,272
% of Sewer collection system cleaned annually	89.0%	50.0%	19.1%	15.5%
% of Storm Drain pipelines cleaned annually	1.0%	12.0%	0.3%	1.3%
% of catch basins inspected annually	113.3%	80.0%	29.2%	24.5%
% of catch basins cleaned annually	22.0%	20.0%	7.3%	4.3%
Effectiveness:				
Water Distribution system integrity - number of water service leaks & main breaks per 100 miles of pipe	16.0	12.5	6.6	16.4

Performance Measures

Utilities

Performance Measures	2016-17 Actual	2017-18 Budget	2017-18 3rd	2017-18 Y-T-D
<u>Clean Ocean</u>				
Budget:	\$2,146,930	\$ 4,752,330	\$661,167	\$1,600,700
Workload Outputs:				
Number of facilities inspected for storm water compliance	471	750	42	212
Number of water quality enforcement actions issued	71	75	17	29
Number of local outreach impressions per year	3,684,502	5,000,000	466,578	1,595,524
Efficiency:				
Number of facility inspections per FTE	470	375	42	212
Number of water quality enforcement actions issued per FTE (FY 2017-(1)) (FY 2018-(2))	71	38	17	29
Number of public outreach "impressions" per capita	57	76	7	24
<i>** "impressions" refers to the estimated number of individuals receiving education</i>				
<u>Solid Waste</u>				
Budget:	\$205,849	\$260,140	\$61,009	\$156,636
Workload Outputs:				
Number of residents participating in the Household Hazardous Waste (HHW) Program	1,899	2,300	489	1,471
Number of Waste Management Plans approved	596	450	181	545
Number of Public Outreach impressions	948,323	228,000	391,860	1,175,580
Number of trash barrel placement violations	1,779	2,000	369	1,093
Tons of Solid Waste diverted from landfill	42,809	39,000	10,070	32,167
Efficiency:				
Total % of participation for residential HHW pick-ups (19,000 households)	4.3%	6.1%	11.7%	11.6%
Total number of Waste Management Plans approved per quarter within 24 hours	596	450	181	545
Total number of trash barrel placement violations resolved within 7 days	1,779	2,000	369	1,093
Effectiveness:				
Cost of Public Outreach impressions	\$2.46	\$2.50	\$0.03	\$0.03
Solid Waste program cost per ton diverted	\$3.32	\$4.75	\$3.29	\$3.29
<i>* Solid Waste performance measures are based on waste diversion controlled by CR&R</i>				

Performance Measures

Beaches, Parks & Recreation

Performance Measures	2016-17 Actual	2017-18 Budget	2017-18 3rd	2017-18 Y-T-D
<u>Recreation</u>				
Budget:	\$4,695,506	\$4,552,680	\$952,450	\$3,177,119
Workload Outputs:				
Number of recreation registrations	22,944	17,000	6,943	16,058
Number of attendees at aquatics centers	72,728	70,000	13,359	51,453
Number of classes offered	3,543	5,000	740	2,581
Number of facility bookings	7,493	7,150	1,147	3,261
Number of beach, ballfield, and park bookings	6,186	8,500	2,390	5,245
Number of partnered community events	48	55	6	39
Number of attendees at special events	151,447	245,000	5,900	134,425
Efficiency:				
Percent of registrations taken on-line	50.6%	51.0%	49.3%	45.8%
Percentage of total expenditures recovered by revenues	68.1%	67.0%	69.8%	72.8%
Effectiveness:				
Average number of facility bookings per day	20.6	21.0	13.0	11.9
Average number of beach, ballfield, and park bookings per day	16.9	16.5	26.7	19.0
Average attendance per class	8.3	6.4	10.3	7.8
<u>Golf Operating</u>				
Budget:	\$2,104,502	\$2,193,280	\$498,207	\$1,619,629
Workload Outputs:				
Number of golf rounds played - projected	77,974	75,000	18,526	60,865
Number of golf course acres maintained	133	133	133	133
Total revenue generated by the Golf Course	\$2,127,220	\$2,100,000	\$476,302	\$1,708,574
Efficiency:				
Course utilization (rounds played/available tee times*)	84.5%	86.0%	94.6%	94.7%
Cost per round	\$26.99	\$30.13	\$25.42	\$26.61
Percentage cost of recovery	108.6%	94.0%	95.6%	105.3%
Effectiveness:				
Number of complaints per 1,000 rounds	0.9	1.5	0.7	0.8
Maintenance quality of golf course retained at a level B May through October	100.0%	80.0%	0.0%	0.0%
Maintenance quality of golf course retained at a level C November through April	100.0%	100.0%	100.0%	100.0%

Performance Measures

Animal Shelter

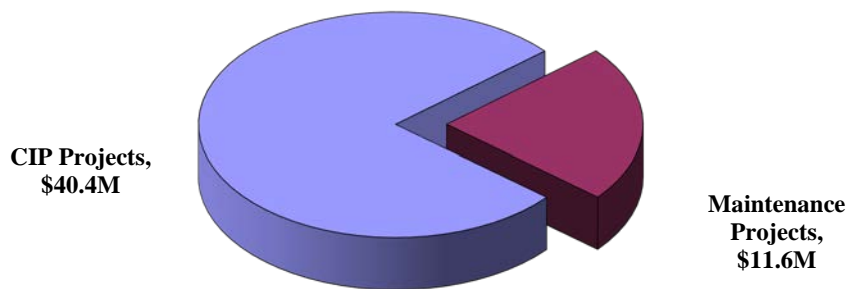
Performance Measures	2016-17 Actual	2017-18 Budget	2017-18 3rd	2017-18 Y-T-D
<u>Animal Shelter</u>				
Budget:	\$1,406,932	\$1,571,160	\$335,065	\$1,154,986
Workload Outputs:				
Number of Dogs Licensed during the year	6,611	7,300	1,647	4,753
Number of calls for service completed during the year	3,008	2,500	616	2,053
Barking Dog complaints received	80	80	16	53
Efficiency:				
Percent of calls for service handled within 24 hours	95.6%	98.0%	95.8%	95.0%
Effectiveness:				
Percentage increase in the number of dog licensed per year	-8.3%	2.3%	-12.9%	-2.0%
Number of dog adoptions	237	280	46	178
Number of cat adoptions	238	325	44	170
Number of animals returned to owners	302	350	50	200
Percentage of barking complaints resolved within 40 days	100.0%	100.0%	100.0%	98.9%

Program Summary

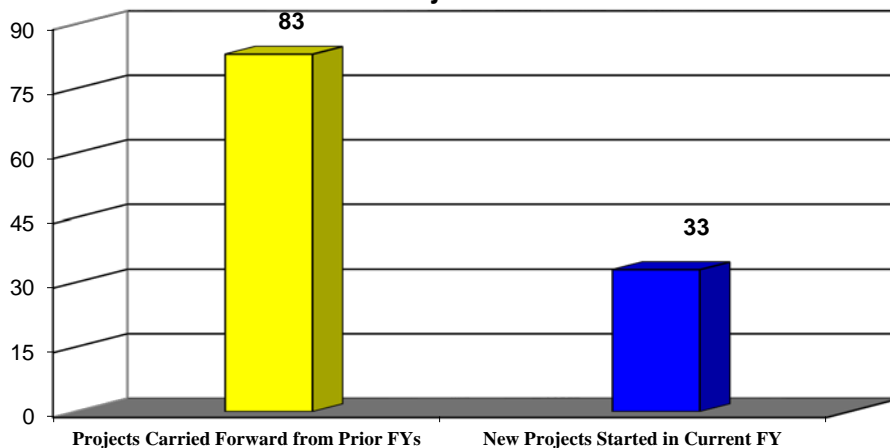
The Capital Improvement Program report provides the status of projects in the current FY 2018 and establishes a commitment for the scheduled delivery of projects. The City’s Capital Improvement Program remains strong and active. Most areas in the City continue to see improvements to their community facilities in the form of parks, streets, water, sewer, storm drain and other infrastructure improvement projects.

The FY 2018 Capital Improvement Program consists of 116 projects for a total remaining budget of \$52 million. A total of 83 projects were started in the prior fiscal years. There are a total of 80 CIP projects and 36 Maintenance and Study projects.

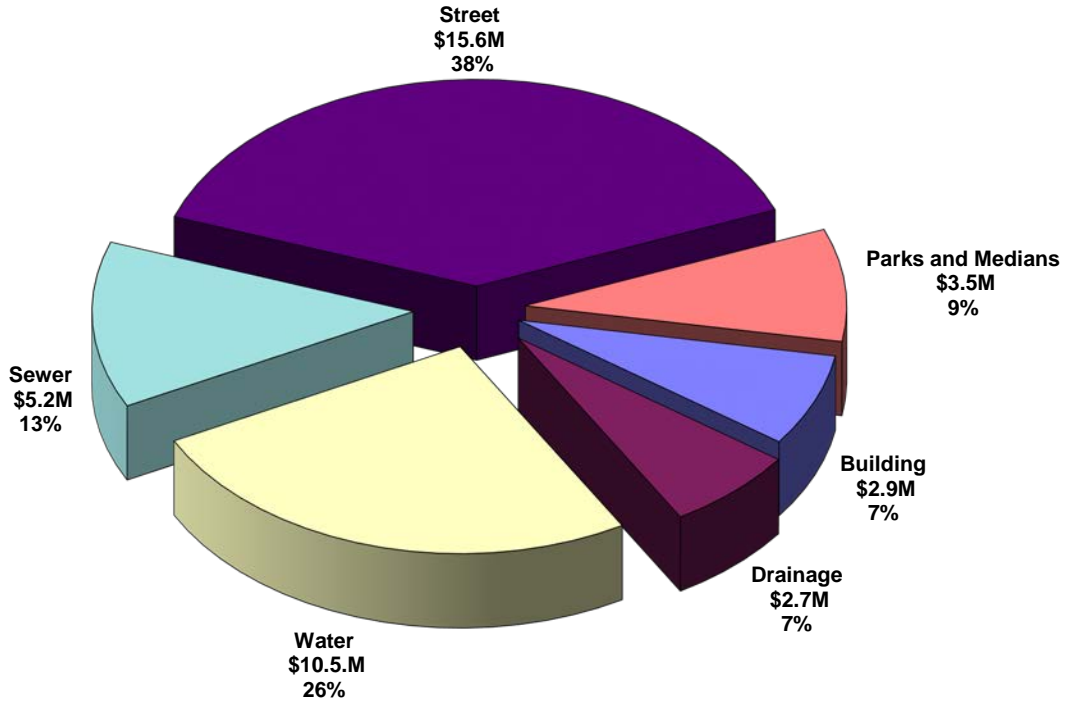
FY 2018 CIP and Maintenance Projects: \$52 Million



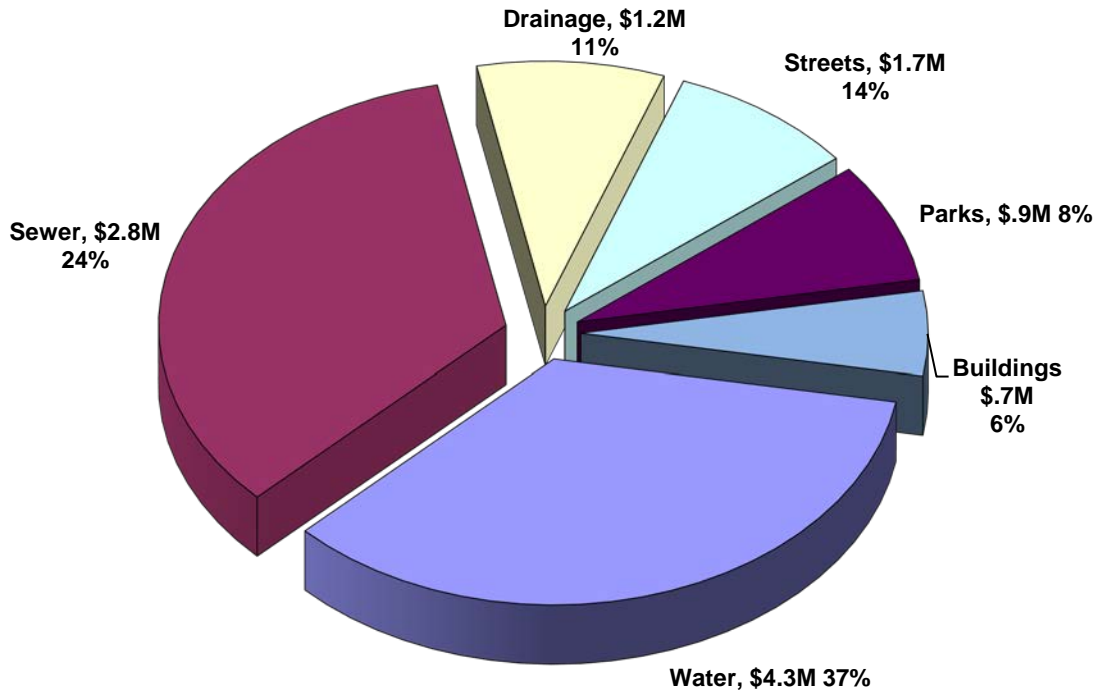
**Total CIP and Maintenance Projects:
Carried Forward vs. Projects Started in Current FY**



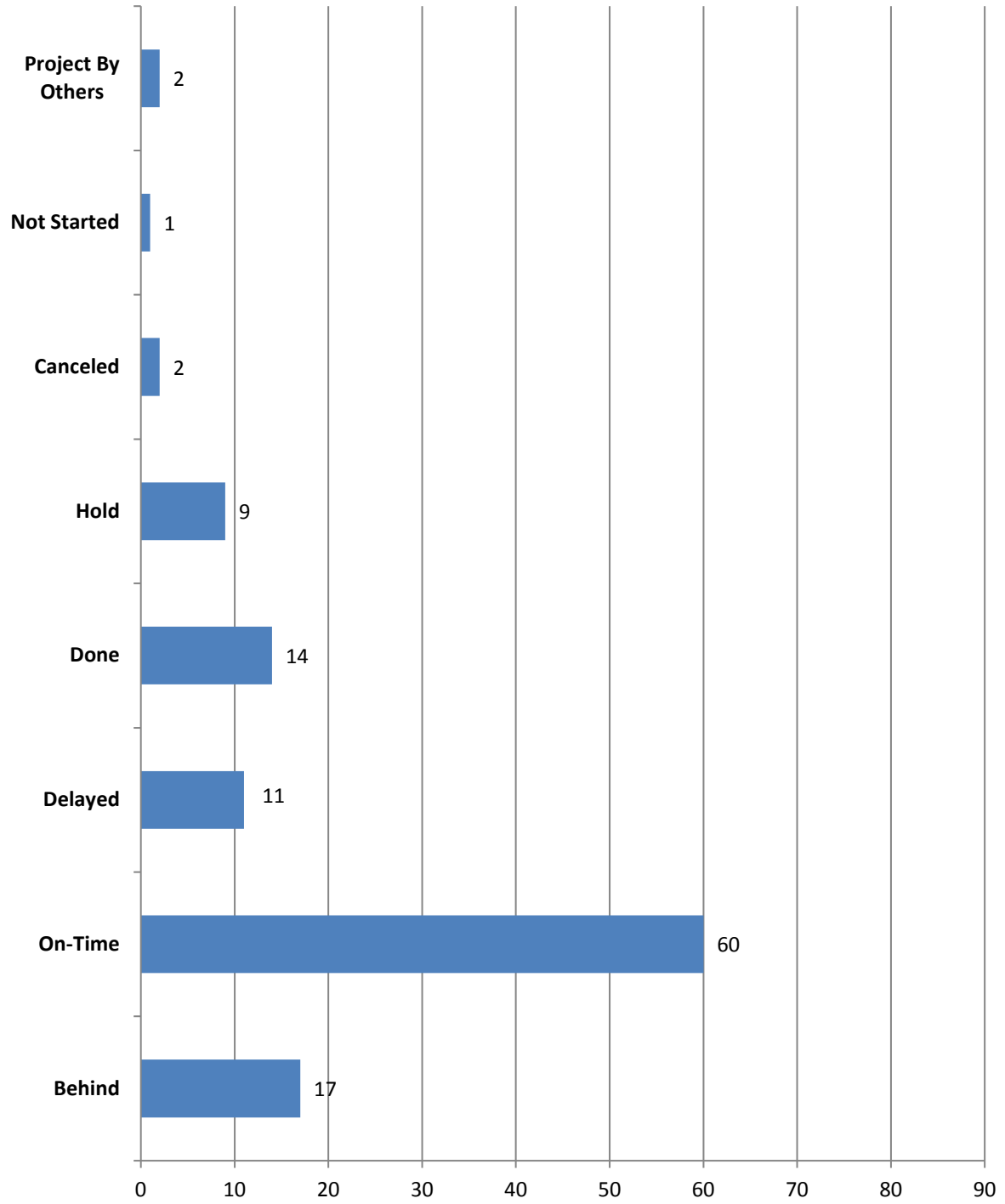
CIP Projects \$40.4 Million



Maintenance Projects \$11.6 Million



Project Status



Schedule Changes

Projects are often re-scoped to take advantage of additional funding or to address the changing needs of the community. In order to realign the project delivery commitment with a revised scope, a baseline budget or schedule adjustment (reset) may be proposed. This section proposes each baseline budget adjustment and establishes a new commitment for delivering the project. The projects recommended for reset for this quarter are listed in the following table:

PROJECT*	ORIGINAL GOAL	REVISED GOAL	ORIGINAL COMPLETION DATE	REVISED COMPLETION DATE
<i>Primary Clarifier Covers & Grating Replacements/ PN 25206</i>	<i>50% Construction</i>	<i>30% Design</i>	<i>6/30/2018</i>	<i>6/30/2018</i>
<i>Avenida Presidio/ PN 17341</i>	<i>25% Construction</i>	<i>Complete Construction</i>	<i>6/30/2018</i>	<i>6/30/2018</i>
<i>WRP Laboratory Rehabilitation/ PN 16206</i>	<i>TBD</i>	<i>Complete Design</i>	<i>6/30/2018</i>	<i>6/30/2018</i>
* See individual projects for a detailed explanation				

For Reporting Period January to March 2018

City Master Plan of Drainage- Other Areas (CIP)

Project Management:	Amir K. Ilkhanipour	Project Number:	34001/34002/34003/34004
Budget:	\$137,310.00	% of Goal Completion:	75%
Funding Source:	Local Drainage Facilities	Status:	On-Time
Goal Completion Date:	5/30/2018	Fiscal Year Goal:	Council Adoption of Master Plan
Actual Completion Date:			

Comments: The City Master Plan of Drainage has not been updated since 1982. A consultant is preparing a new Master Plan of Drainage to assess the existing condition and capacity of the City's storm drains and provide recommendations for improvements, including budgetary costs and programming of projects into future budget cycles. Project funding is proportionally allocated based on drainage of the area within each drainage basin. City Council Master Plan adoption will be forthcoming in FY 2018.

Reservoir 10 & 6 Water Line (Land Acquisition)

Project Management:	Amir K. Ilkhanipour	Project Number:	14400/ 15401
Budget:	\$180,880.00	% of Goal Completion:	50%
Funding Source:	Water Acre. Fee Rsrv. Fund	Status:	On-Time
Goal Completion Date:	6/30/2018	Fiscal Year Goal:	Complete Design/ Secure Easement
Actual Completion Date:			

Comments: Reservoir 6 is nearing the end of its useful life. A new water line between Reservoir 10 and 6 will improve the water system operation and reliability. Two easements from two property owners are needed for construction of this water line. One easement has been secured; however, negotiations with the other property owner were not favorable. Therefore, on May 17, 2016, Council approved and adopted a resolution of necessity to go forward with acquiring the property by eminent domain. Thereafter, BB&K pursued the acquisition of the property (i.e. water line easement) through the eminent domain process. Final Order of Condemnation from the court was received in March 2018. Design is underway.

Via Montego/Storm Drain M01 (CIP)

Project Management:	Amir K. Ilkhanipour	Project Number:	13017
Budget:	\$731,360.00	% of Goal Completion:	0%
Funding Source:	Storm Drain Utility Fund	Status:	Delay
Goal Completion Date:	6/30/2018	Fiscal Year Goal:	Complete Design
Actual Completion Date:			

Comments: Currently there is no storm drain system at the intersection of Via Montego and Via Cascadita. During heavy rain events, the storm runoff caused local flooding. A storm drain system will be designed and constructed at this intersection to convey the storm runoff to the nearby Prima Deshecha Canada Channel (MO1).

For Reporting Period January to March 2018

Avenida Presidio Rehabilitation- Phase II -North La Esperanza to El Camino Real (CIP)

Project Management:	Ben Parker	Project Number:	14331
Budget:	\$366,320.00	% of Goal Completion:	10%
Funding Source:	Street Improvement Fund	Status:	Delay
Goal Completion Date:	6/30/2018	Fiscal Year Goal:	Complete Construction
Actual Completion Date:			

Comments: Delayed due to other projects. Caltrans permit prepared and ready to submit. Bidding and construction schedule will depend on Caltrans approval which can take a considerable amount of time. This project is to be constructed with other projects to save funds by way of economy of scale. Target completion is 12/31/18.

Community Development Parking Lot Rehabilitation (CIP)

Project Management:	Ben Parker	Project Number:	14328
Budget:	\$380,270.00	% of Goal Completion:	85%
Funding Source:	Reserve Fund	Status:	On-Time
Goal Completion Date:	6/30/2018	Fiscal Year Goal:	Complete Construction
Actual Completion Date:			

Comments: This project consists of reconstructing minimal failed pavement areas and resurfacing the existing parking lot pavement with a slurry seal and restriping. The north and south building entrance, signs and parking spaces will be replaced or reconstructed as needed to meet building and ADA current codes.

Sewer System Replacement (CIP)

Project Management:	Ben Parker	Project Number:	24201
Budget:	\$100,000.00	% of Goal Completion:	75%
Funding Source:	Str. Impr.& Swr. Deprec.	Status:	On-Time
Goal Completion Date:	6/30/2018	Fiscal Year Goal:	Complete Construction
Actual Completion Date:			

Comments: Design and construct sewer system replacements as part of the Street Improvement Program.

South ECR - Valencia to Mendocino (CIP)

Project Management:	Ben Parker	Project Number:	14326
Budget:	\$970,810.00	% of Goal Completion:	100%
Funding Source:	Gas Tax Fund	Status:	Done
Goal Completion Date:	12/1/2017	Fiscal Year Goal:	Complete Construction
Actual Completion Date:	12/1/2017		

Comments: Construction complete, working on preparing Caltrans final report.

For Reporting Period January to March 2018

Via Pico Plaza Rehabilitation (CIP)

Project Management:	Chris Tanio	Project Number:	13315
Budget:	\$114,040.00	% of Goal Completion:	0%
Funding Source:	Street Impr. Fund	Status:	Hold
Goal Completion Date:	6/30/2018	Fiscal Year Goal:	Complete Construction
Actual Completion Date:			

Comments: This project is on hold due to interfering work planned as part of I-5 Pico Interchange.

Water System Replacement (CIP)

Project Management:	Ben Parker	Project Number:	24400
Budget:	\$65,000.00	% of Goal Completion:	75%
Funding Source:	Water Deprec. Reserve Fund	Status:	On-Time
Goal Completion Date:	6/30/2018	Fiscal Year Goal:	Complete Construction
Actual Completion Date:			

Comments: Design and construct water system replacements as part of the Street Improvement Program.

Ocean Outfall Junction Repairs (CIP)

Project Management:	Dave Rebensdorf	Project Number:	28205
Budget:	\$13,980.00	% of Goal Completion:	80%
Funding Source:	Sewer Other Agency	Status:	Project-By-Others
Goal Completion Date:	6/30/2018	Fiscal Year Goal:	Complete Design
Actual Completion Date:			

Comments: The designer was hired by SOCWA.

Sewer SCADA System Development (CIP)

Project Management:	Dave Rebensdorf	Project Number:	12605\410336
Budget:	\$1,308,030.00	% of Goal Completion:	90%
Funding Source:	Swr. Depr.&Conn. Fee Rsrv.	Status:	On-Time
Goal Completion Date:	4/30/2018	Fiscal Year Goal:	Start Construction
Actual Completion Date:			

Comments: Final phase of the project includes design and construction of SCADA at the WRP. Design is 100% complete. Project was publicly bid and a bid is protest has been received. Waiting for City Attorney decision.

For Reporting Period January to March 2018

Well Water Aquifier Monitoring Improvements (CIP)

Project Management:	D. Rebensdorf/ M. Fakhar	Project Number:	14408
Budget:	\$253,790.00	% of Goal Completion:	20%
Funding Source:	Wtr. Deprec. Rsrv. Fund	Status:	On-Time
Goal Completion Date:	6/30/2018	Fiscal Year Goal:	50% Construction
Actual Completion Date:			

Comments: The project consists of removing sections of Well No. 8 screen to improve water quality and to re-establish Well No. 5 to monitor the aquifer. Well 8 has been functioning at a lower pumping rate with consistent water quality. Focus is now on rehabilitation of monitoring Well No. 5, Well No. 6 and Calafia. RFP has been issued, consultant hired and design is underway. Construction is expected to start June 2018.

Reata/ Reeves/ Blanco Pump Stations (CIP)

Project Management:	Dave Rebensdorf	Project Number:	15406/ 17405/ 16406
Budget:	\$3,655,500.00	% of Goal Completion:	80%
Funding Source:	Wtr. Acreage Fee Rsrv. Fund	Status:	On-Time
Goal Completion Date:	6/30/2018	Fiscal Year Goal:	Complete Design
Actual Completion Date:			

Comments: Funding for construction of the water pump stations is planned to be available in FY 2018 or 2019. Design by AKM is in progress during this fiscal year.

Water System Rehabilitation (CIP)

Project Management:	Kevin Lussier	Project Number:	24401
Budget:	\$356,860.00	% of Goal Completion:	75%
Funding Source:	Water Deprec. Rsrv. Fund	Status:	On-Time
Goal Completion Date:	6/30/2018	Fiscal Year Goal:	Complete Construction
Actual Completion Date:			

Comments: This is a collection of scheduled and/or necessary corrective maintenance work on the City water transmission and distribution system.

Highland Light Ductile Iron Pipeline Replacement (CIP)

Project Management:	Shawn Ryan	Project Number:	14403
Budget:	\$527,490.00	% of Goal Completion:	100%
Funding Source:	Water Deprec. Rsrv. Fund	Status:	Done
Goal Completion Date:	9/30/2017	Fiscal Year Goal:	Complete Construction
Actual Completion Date:	9/30/2017		

Comments: The project is complete.

For Reporting Period January to March 2018

Operational Continuity Data Center (CIP)

Project Management:	Brian Brower	Project Number:	13810
Budget:	\$157,910.00	% of Goal Completion:	100%
Funding Source:	Information Technology Fund	Status:	Done
Goal Completion Date:	9/30/2017	Fiscal Year Goal:	Complete Construction
Actual Completion Date:	9/30/2017		

Comments: Data Center construction is complete. City services will be migrated over the next 6 months.

Poche Beach/Watershed Activities (CIP)

Project Management:	Cynthia Mallett	Project Number:	24802
Budget:	\$880,000.00	% of Goal Completion:	20%
Funding Source:	Clean Ocean Fund	Status:	Delay
Goal Completion Date:	6/30/2018	Fiscal Year Goal:	75% Design
Actual Completion Date:			

Comments: The falconry services agreement at Poche Beach was approved for a one-year extension by the City Manager. Services will begin April 2, 2018 and extend through October 31, 2018.

In regards to diverting the MO1 runoff to the City's land outfall, the City is contracting with a consulting firm to draft a letter to the Regional Board in response to their concern that the proposed diversion is an end-of-the pipe solution to the runoff. A letter should be completed in May 2018. Until the Regional Board provides approval for this additional connection to the land outfall, additional engineering design work is on hold.

T-Street Beach Concession Building Renovation (CIP)

Project Management:	Tom Bonigut	Project Number:	15504
Budget:	\$20,000.00	% of Goal Completion:	0%
Funding Source:	General Fund	Status:	Canceled
Goal Completion Date:		Fiscal Year Goal:	TBD
Actual Completion Date:			

Comments: This project also included the T-Street Restroom Repair (PN 25501) which was completed. Per City Council direction, the new concessionaire will conduct the concession rehabilitation and Finance will handle that RFP process. Per the FY18 mid-year adjustments approved by Council this project has been cancelled.

For Reporting Period January to March 2018

T-Street Overpass Maintenance (CIP)

Project Management:	Amir Ilkhanipour	Project Number:	25801
Budget:	\$46,070.00	% of Goal Completion:	40%
Funding Source:	General Fund	Status:	On-Time
Goal Completion Date:	6/30/2018	Fiscal Year Goal:	Complete Construction
Actual Completion Date:			

Comments: The thin overlay on the stairs, landings and deck needed to be replaced with a thicker and stronger cement material. Construction started on February 1, 2016 and was approximately 80% completed in early June 2016. In order not to impact the summer beach access, staff requested the contractor return in the fall to complete the remaining work. However, the contractor has gone out of business and referred the City to the bonding company for the remainder of the work. On January 16, 2018, City Council approved a Takeover Agreement with the bonding company for the remainder of the repair work. Repair work started in late February with completion anticipated in early May.

Interstate 5/Pico Interchange Water Improvements (CIP)

Project Management:	Ken Knatz	Project Number:	15404
Budget:	\$294,110.00	% of Goal Completion:	100%
Funding Source:	Water Deprec. Rsrv. Fund	Status:	Done
Goal Completion Date:	12/29/2017	Fiscal Year Goal:	Complete Construction
Actual Completion Date:	12/29/2017		

Comments: This project provides for relocation of existing water meters and fire hydrants impacted by the I-5 / Pico Interchange project. Due to the construction phasing of the interchange, this project will be constructed in sequence with the interchange work phasing prior to roadway paving. All new appurtenance and relocations are complete in addition to the raising of valves and manholes on the east side of the interchange.

Calle Los Molinos/Calle Redondel Storm Drain Rehabilitation (CIP)

Project Management:	Amir K. Ilkhanipour	Project Number:	15005
Budget:	\$383,480.00	% of Goal Completion:	70%
Funding Source:	Storm Drain Deprec. Fund	Status:	On-Time
Goal Completion Date:	6/30/2018	Fiscal Year Goal:	Contract Award
Actual Completion Date:			

Comments: The storm drain system at 138 Calle Redondel is in need of improvements. A new storm drain will be constructed from the catch basin at 138 Calle Redondel to the bottom of the slope, draining into Calle de Los Molinos via a new parkway culvert. A consultant was retained to design and prepare a bid package for public advertising. The project was advertised on December 16, 2016. Based on actual bids, additional funding was required and budgeted in the FY 2018 CIP. Project was rebid in February 2018, with bid opening on March 30th. Construction is anticipated in early June 2018 with completion in August 2018.

For Reporting Period January to March 2018

M01/Ave. Vaquero Culvert Structural Rehabilitation (CIP)

Project Management:	Amir K. Ilkhanipour	Project Number:	15006
Budget:	\$71,470.00	% of Goal Completion:	70%
Funding Source:	Storm Drain Deprec. Fund	Status:	On-Time
Goal Completion Date:	6/30/2018	Fiscal Year Goal:	Complete Design
Actual Completion Date:			

Comments: The Prima Deshecha Canada Channel (M01) reinforced concrete double box culvert at Avenida Vaquero was constructed in the mid 1960's and is in need of repairs or replacement. On December 6, 2016, City Council awarded a Professional Services Agreement to a consultant to assess the integrity of the culvert and prepare a bid package for public bids for the needed improvements. Due to lack of project budget, additional funds from the Storm Drain Depreciation Reserve Fund will be secured for construction in FY 2019. Project will be bid in late Spring 2018 with construction in Summer 2018.

Rehabilitate Existing Sewer Lines FY 2018 (CIP)

Project Management:	Shawn Ryan	Project Number:	24200
Budget:	\$400,000.00	% of Goal Completion:	75%
Funding Source:	Sewer Depreciation Reserve	Status:	On-Time
Goal Completion Date:	6/30/2018	Fiscal Year Goal:	Complete Construction
Actual Completion Date:			

Comments: The project addresses funding needs for the Utilities Division unscheduled maintenance of the treatment plant and the sewer collections system.

Storm Drain Rehabilitation FY 2018 (CIP)

Project Management:	Shawn Ryan	Project Number:	26001
Budget:	\$200,000.00	% of Goal Completion:	75%
Funding Source:	Storm Dr. Util. Fund	Status:	On-Time
Goal Completion Date:	6/30/2018	Fiscal Year Goal:	Complete Construction
Actual Completion Date:			

Comments: This is an on-going yearly project to rehabilitate deteriorated pipelines from City video assessments. Project funding is also used by the Utility Division for unscheduled maintenance of the storm drain system. An On-Call and Storm Drain Rehabilitation contract for public bidding has been issued and opened.

For Reporting Period January to March 2018

Pier Structural Construction/Understory Bird Deterrent

Project Management:	Amir Ilkhanipour	Project Number:	16811/ 18810
Budget:	\$2,162,340.00	% of Goal Completion:	65%
Funding Source:	General Fund	Status:	On-Time
Goal Completion Date:	6/30/2018	Fiscal Year Goal:	Complete Construction
Actual Completion Date:			

Comments: City Council awarded a construction contract on September 5, 2017. Construction started in late-October 2017 with an anticipated completion Memorial Day 2018. This project will also install a bird deterrent barrier in the understory area of the pier from the end of the Fisherman's restaurant to the zero tower. The work includes manual removal of birds from the understory on multiple visits prior to barrier installation. Combined PN 18810 (Pier Understory Bird Deterrent) budget of \$375,000.00 into this project for quarterly reporting purposes only.

West Avenida Palizada Sidewalk (100 Block)

Project Management:	Ben Parker	Project Number:	16345
Budget:	\$130,000.00	% of Goal Completion:	25%
Funding Source:	General Fund	Status:	Hold
Goal Completion Date:	6/30/2018	Fiscal Year Goal:	Complete Construction
Actual Completion Date:			

Comments: Project on Hold. Carry over from FY17. Design completed and advertised. Bids came in over budget. FY18 appropriated additional funding. Design was also revised to reduce cost. Project will be re-advertised for bidding. The re-advertising has been delayed due to complications on the Concordia sidewalk project, however, funding issues have now put the project on hold.

Sidewalk Repair and Improvements - FY 2016

Project Management:	Ben Parker	Project Number:	16355
Budget:	\$116,900.00	% of Goal Completion:	25%
Funding Source:	General Fund	Status:	Delay
Goal Completion Date:	6/30/2018	Fiscal Year Goal:	Complete Construction
Actual Completion Date:			

Comments: To reduce administrative costs, FY16 and FY17 projects to be combined. Approximately 75% of sidewalks inspections required to use up available funding have been completed, however, project has been delayed due to other higher priority grant projects.

For Reporting Period January to March 2018

Avenida Navarro - Pico to Los Molinos

Project Management:	Chris Tanio	Project Number:	16352
Budget:	\$310,000.00	% of Goal Completion:	
Funding Source:	Street Improvement Fund	Status:	Hold
Goal Completion Date:		Fiscal Year Goal:	TBD
Actual Completion Date:			

Comments: Waiting on Caltrans to complete Pico Improvements.

Calle Los Molinos - Pico to Navarro

Project Management:	Chris Tanio	Project Number:	16353
Budget:	\$503,920.00	% of Goal Completion:	
Funding Source:	Street Improvement Fund	Status:	Hold
Goal Completion Date:		Fiscal Year Goal:	TBD
Actual Completion Date:			

Comments: Waiting on Caltrans to complete Pico improvements.

Beach Trail Bridges Maintenance

Project Management:	Chris Tanio	Project Number:	26801
Budget:	\$620,680.00	% of Goal Completion:	90%
Funding Source:	General Fund	Status:	On-Time
Goal Completion Date:	6/28/2018	Fiscal Year Goal:	25% Construction
Actual Completion Date:			

Comments: Riviera and Montalvo Bridge re-coating have been completed. "Top side" painting of Mariposa bridge is underway and anticipated to be completed in May 2018. The top side progress was delayed to divert resources to Pier rail painting per CM direction. Project planning is underway for re-coating the underside of the Mariposa bridge in FY 18-19.

City Wide Tree Inventory

Project Management:	Randy Little	Project Number:	36813
Budget:	\$32,980.00	% of Goal Completion:	100%
Funding Source:	General Fund	Status:	Done
Goal Completion Date:	9/30/2017	Fiscal Year Goal:	Complete Study
Actual Completion Date:	9/29/2017		

Comments: A total of 19,000 trees have been collected and mapped in GIS by Dudek. The tree inventory work by Dudek has been completed.

For Reporting Period January to March 2018

Aquatic Center (LPVH) Swamp Cooler Replacement

Project Management:	Shawn Ryan	Project Number:	16526
Budget:	\$134,650.00	% of Goal Completion:	30%
Funding Source:	Fac. Maint. Rsrv. Fund	Status:	Delay
Goal Completion Date:	6/30/2018	Fiscal Year Goal:	Complete Construction
Actual Completion Date:			

Comments: The design for an HVAC upgrade has been completed, however, the basis of design is being reviewed with internal stakeholders.

Corporate Yard Building/Structures Painting

Project Management:	Shawn Ryan	Project Number:	16529/ 26407
Budget:	\$440,000.00	% of Goal Completion:	10%
Funding Source:	Fac. Maint. Rsrv. Fund	Status:	On-Time
Goal Completion Date:	6/30/2018	Fiscal Year Goal:	Award Contract
Actual Completion Date:			

Comments: The surfaces of all the buildings at the corporate yard are subjected to our marine environment. The buildings were last painted in 1989 and are in need of new surface painting. Funding for this project is shared between Maintenance Services and Utilities at \$170,000 and \$270,000 respectively.

Station No. 59 Diesel Fuel Tank

Project Management:	Ken Knatz	Project Number:	16812
Budget:	\$274,286.00	% of Goal Completion:	35%
Funding Source:	Pub. Fac. Constr. Fund	Status:	On-Time
Goal Completion Date:	6/30/2018	Fiscal Year Goal:	Complete Construction
Actual Completion Date:			

Comments: This project will install an above-ground diesel fuel tank at First Station No. 59 to support all Fire Vehicles servicing San Clemente. The fuel tanks will also provide fuel for OCFA vehicles in the event of an emergency. Design, permitting and project bidding has been completed. Contract awarded to Tafoya Associates by the City Council December 2017. Construction is underway with work completion anticipated in June.

Avenida Del Presidente Water Line Replacement

Project Management:	Shawn Ryan	Project Number:	16405
Budget:	\$410,369.00	% of Goal Completion:	100%
Funding Source:	Water Depreciation Fund	Status:	Done
Goal Completion Date:	9/20/2017	Fiscal Year Goal:	Complete Construction
Actual Completion Date:	9/1/2017		

Comments: Construction is complete.

For Reporting Period January to March 2018

Tesoro Pressure Reducing Station Rehabilitation

Project Management:	Shawn Ryan	Project Number:	16407
Budget:	\$47,330.00	% of Goal Completion:	100%
Funding Source:	Water Depreciation Fund	Status:	Done
Goal Completion Date:	12/29/2017	Fiscal Year Goal:	Complete Construction
Actual Completion Date:	12/29/2017		

Comments: The base contract for the PRS improvements has been completed. The Pico I-5 intersection water improvements were performed under the Tesoro contract via construction change order.

Cascadita Canyon Waterline Abandonment

Project Management:	Shawn Ryan	Project Number:	26406
Budget:	\$138,080.00	% of Goal Completion:	35%
Funding Source:	Water Depreciation Fund	Status:	On-Time
Goal Completion Date:	6/30/2018	Fiscal Year Goal:	Complete Construction
Actual Completion Date:			

Comments: A bid protest delayed the award of this contract. The work was awarded December 2017 and will commence, after the winter rainy season. A pre-con has been set and construction is scheduled to begin in May.

Alessandro Sewer Bridge Assessment

Project Management:	Dave Rebensdorf	Project Number:	36201
Budget:	\$46,940.00	% of Goal Completion:	15%
Funding Source:	Sewer Depreciation Fund	Status:	On-Time
Goal Completion Date:	6/30/2018	Fiscal Year Goal:	Complete Evaluation
Actual Completion Date:			

Comments: Sewer flow is conveyed in an 8-inch pipe supported by a bridge that crosses a channel. Bridge support column needs to be evaluated for structural integrity. Existing bridge improvement plans and subsequent modification plans have been reviewed. An RFP will be prepared for hiring a consultant to perform the analysis in 2018.

For Reporting Period January to March 2018

Well Filter Plant Rehabilitation

Project Management:	Dave Rebensdorf	Project Number:	16408
Budget:	\$490,880.00	% of Goal Completion:	10%
Funding Source:	Water Depreciation Fund	Status:	Hold
Goal Completion Date:	6/30/2018	Fiscal Year Goal:	Complete Design
Actual Completion Date:			

Comments: Liquid chemicals proposed to replace gas chemicals require permit consultations with the State prior to hiring a design consultant and proceeding with design. Design proposals are on hold. Staff is working with a hydro-geologist consultant to prepare technical information to submit to the State for permit consultation.

Pico Booster Pressure Station Pump Replacement

Project Management:	Dave Rebensdorf	Project Number:	26408
Budget:	\$200,000.00	% of Goal Completion:	50%
Funding Source:	Water Depreciation Fund	Status:	On-Time
Goal Completion Date:	6/30/2018	Fiscal Year Goal:	Complete Design
Actual Completion Date:			

Comments: Pumps at the Pico Pump Station will be downsized to accommodate the new potable water storage capacity of Reservoir 11A. AKM consulting engineer's is under contract to design the pump station improvements.

Primary Clarifier 4 & 5 Rehabilitation

Project Management:	Dave Rebensdorf	Project Number:	16204
Budget:	\$572,330.00	% of Goal Completion:	35%
Funding Source:	Sewer Depreciation Fund	Status:	On-Time
Goal Completion Date:	6/30/2018	Fiscal Year Goal:	Complete Construction
Actual Completion Date:			

Comments: This project will replace aging bearings, flights, shafts, and gear assembly in Clarifiers No. 4 and No.5 to ensure reliability of the clarify process. Re-lining of the concrete walls is also needed to extend the life of the tank concrete structure. Due to anticipated El Nino, Clarifier No. 4 construction was held back so it could be used for storage at WRP. Construction to replace sludge collection equipment in Clarifier No. 5 started first and is now complete. Contract for rehabilitation of Clarifier No. 4 is awarded. Construction of rehabilitations for Clarifier No. 4 is underway.

For Reporting Period January to March 2018

WRP Electrical System Replacements

Project Management:	Dave Rebensdorf	Project Number:	16205
Budget:	\$984,880.00	% of Goal Completion:	75%
Funding Source:	Sewer Depreciation Fund	Status:	On-Time
Goal Completion Date:	6/30/2018	Fiscal Year Goal:	Complete Design
Actual Completion Date:			

Comments: Project preliminary design is completed. Project final design is underway.

WRP Sluice Gate Replacement

Project Management:	Ken Burtech	Project Number:	26212
Budget:	\$67,390.00	% of Goal Completion:	40%
Funding Source:	Sewer Depreciation Fund	Status:	On-Time
Goal Completion Date:	6/30/2018	Fiscal Year Goal:	Complete Construction
Actual Completion Date:			

Comments: There are 5 sluice gates throughout the Water Reclamation Plant have reached the end of their useful life due to corrosion and are in need of replacement. Utilities maintenance staff has ordered the gates and is working with a contractor on installation details. Two of the five gates have been installed.

WRP Laboratory Rehabilitation

Project Management:	Larry Brotman	Project Number:	16206
Budget:	\$92,140.00	% of Goal Completion:	75%
Funding Source:	Sewer Depreciation Fund	Status:	On-Time
Goal Completion Date:	6/30/2018	Fiscal Year Goal:	Complete Design
Actual Completion Date:			

Comments: The Utilities Laboratory Coordinator has completed all requirements and applications for the WRP Environmental Laboratory to be inspected by State Water Resources Control Board prior to Environmental Laboratory Accreditation Program (ELAP) licensing of our facility. Temporary ELAP certification has been obtained and staff is developing improvement plans for public bidding to perform upgrades to the over 25 year old facility. Design is nearing completion and bidding is anticipated in Summer 2018. This project has been rescoped

For Reporting Period January to March 2018

Marine Safety Building SR&U

Project Management:	Amir Ilkhanipour	Project Number:	16530
Budget:	\$956,460.00	% of Goal Completion:	65%
Funding Source:	Fac. Maint. Rsv. Fund	Status:	On-Time
Goal Completion Date:	6/30/2018	Fiscal Year Goal:	Complete Design & Permitting
Actual Completion Date:			

Comments: TranSystems (consultant) has been hired to conduct an assessment and design, and prepare bid documents and permitting for the building and sheet pile wall. The assessment is completed which identifies required improvements and cost estimates to extend the life of the facility by approximately 10 years. Permitting and design are underway. Due to not being able to work during summers, construction is anticipated in Fall of 2018.

M00S05 Montalvo Canyon Outlet/ Study

Project Management:	Amir Ilkhanipour	Project Number:	16004/ 22001
Budget:	\$391,550.00	% of Goal Completion:	40%
Funding Source:	Local Drain. Fac. Fund	Status:	On-Time
Goal Completion Date:	6/30/2018	Fiscal Year Goal:	Complete Design and Permitting
Actual Completion Date:			

Comments: This project consists of hydrologic and hydraulic studies, final design, environmental processing and permitting for the needed improvements to the reach of Montalvo Canyon natural waterway, in the proximity of the ocean outlet. Army Corps of Engineers, Fish & Game and Coastal Commission permits need to be secured prior to construction. A contract was awarded to a consultant on March 15, 2016 to perform the above work and prepare construction documents for public advertising. Currently, permit applications have been submitted to the regulatory agencies based on 30% complete plans. Combined PN 22001 (Montalvo Canyon Study) budget into this project.

Sidewalk Repair and Improvements FY 2017

Project Management:	Ben Parker	Project Number:	27307
Budget:	\$149,460.00	% of Goal Completion:	25%
Funding Source:	General Fund	Status:	Delay
Goal Completion Date:	6/30/2018	Fiscal Year Goal:	Complete Construction
Actual Completion Date:			

Comments: To reduce administrative costs, FY16 and FY17 projects to be combined. Approximately 75% of sidewalks inspections required to use up available funding have been completed, however, project delayed due to higher priority grant funded projects.

For Reporting Period January to March 2018

Avenida Pico- Amanacer to Courtyards

Project Management:	Ben Parker	Project Number:	17328
Budget:	\$1,176,220.00	% of Goal Completion:	80%
Funding Source:	Gas Tax Fund	Status:	On-Time
Goal Completion Date:	6/30/2018	Fiscal Year Goal:	Complete Construction
Actual Completion Date:			

Comments: Project scope revised with limits from Calle Frontera to Avenida La Pata. Under construction.

Avenida Pico- Los Molinos to Pico Plaza

Project Management:	Chris Tanio	Project Number:	17329
Budget:	\$450,000.00	% of Goal Completion:	0%
Funding Source:	Gas Tax Fund	Status:	Hold
Goal Completion Date:		Fiscal Year Goal:	TBD
Actual Completion Date:			

Comments: Waiting on Caltrans to finish Pico work.

Camino Capistrano - ECR to Del Gado Rd.

Project Management:	Ben Parker	Project Number:	17334
Budget:	\$133,810.00	% of Goal Completion:	25%
Funding Source:	Gas Tax Fund	Status:	Behind
Goal Completion Date:	6/30/2018	Fiscal Year Goal:	Complete Construction
Actual Completion Date:			

Comments: Slurry seal project will include restriping to provide for a class II bicycle lane. Project is behind due to staff focusing on unforeseen challenges of priority Grant projects under construction. Project grouped with 17333.

Camino De Estrella- I-5 to City Limit

Project Management:	Ben Parker	Project Number:	17332
Budget:	\$145,900.00	% of Goal Completion:	25%
Funding Source:	Gas Tax Fund	Status:	Behind
Goal Completion Date:	6/30/2018	Fiscal Year Goal:	Complete Construction
Actual Completion Date:			

Comments: Waiting on striping approval.

For Reporting Period January to March 2018

Camino De Los Mares- Vaquero to I-5

Project Management:	Ben Parker	Project Number:	17330
Budget:	\$100,000.00	% of Goal Completion:	10%
Funding Source:	Gas Tax Fund	Status:	Behind
Goal Completion Date:	6/30/2018	Fiscal Year Goal:	Complete Design
Actual Completion Date:			

Comments: Delayed by higher priority grant funded projects (Caltrans). Project will be designed by consultant to prepare project for future grant opportunities. Tom Frank preparing design RFP.

Camino Mira Costa- Estrella to City Limit

Project Management:	Ben Parker	Project Number:	17333
Budget:	\$165,760.00	% of Goal Completion:	25%
Funding Source:	Gas Tax Fund	Status:	Behind
Goal Completion Date:	6/30/2018	Fiscal Year Goal:	Complete Construction
Actual Completion Date:			

Comments: Slurry seal project will include proposed striping revisions to address complete streets concepts. Slurry seal project will include restriping to provide for a class II bicycle lane. Project is behind due to staff focusing on unforeseen challenges of priority Grant projects under construction. Project grouped with 17334.

Traffic Signals Protected/Permissive Conversions

Project Management:	Tom Frank	Project Number:	17335
Budget:	\$272,320.00	% of Goal Completion:	50%
Funding Source:	Gas Tax Fund	Status:	Behind
Goal Completion Date:	6/30/2018	Fiscal Year Goal:	Complete Construction
Actual Completion Date:			

Comments: Bid package is targeted for bidding in July 2018, and construction in late 2018. Project is behind as a result of the departure of the prior project manager. This project is grouped with 18807 and 18808.

Bonito Canyon Park Restroom Rehabilitation

Project Management:	Shawn Ryan	Project Number:	17511
Budget:	\$392,050.00	% of Goal Completion:	50%
Funding Source:	General Fund	Status:	On-Time
Goal Completion Date:	6/30/2018	Fiscal Year Goal:	Bid Project
Actual Completion Date:			

Comments: Project delayed due to departure of key staff person. Final design development and project bidding to be completed by the end of the fiscal year. RFP's were sent out for design professionals to prepare a topographic survey and grading/drainage plan.

For Reporting Period January to March 2018

Concordia Elementary Safe Routes to School FY 2017

Project Management:	Ben Parker	Project Number:	17326
Budget:	\$1,376,600.00	% of Goal Completion:	95%
Funding Source:	Gen Fund/ATP Grant	Status:	On-Time
Goal Completion Date:	6/30/2018	Fiscal Year Goal:	Complete Construction
Actual Completion Date:			

Comments: Project under construction.

Shorecliffs Safe Routes to School

Project Management:	Ben Parker	Project Number:	17327
Budget:	\$854,610.00	% of Goal Completion:	100%
Funding Source:	Gen Fund/ATP Grant	Status:	Done
Goal Completion Date:	6/30/2018	Fiscal Year Goal:	Complete Design
Actual Completion Date:	3/30/2018		

Comments: Design is complete. Project is out to bid. Construction schedule has shifted so work near the school will be completed during summer recess.

Vista Bahia Park Restroom Rehabilitation

Project Management:	Shawn Ryan	Project Number:	17512
Budget:	\$396,240.00	% of Goal Completion:	55%
Funding Source:	General Fund	Status:	On-Time
Goal Completion Date:	6/30/2018	Fiscal Year Goal:	Project Bidding
Actual Completion Date:			

Comments: Project delayed due to departure of key staff person. Will resume remaining final design development and project bidding by the end of the fiscal year. RFP's were sent out for design professionals to prepare a topographic survey and grading/drainage plan.

For Reporting Period January to March 2018

Recycled Water Expansion Phase II

Project Management:	Dave Rebensdorf	Project Number:	17407
Budget:	\$277,910.00	% of Goal Completion:	100%
Funding Source:	Water Penalty Rsrv.	Status:	Done
Goal Completion Date:	6/30/2018	Fiscal Year Goal:	Complete Modeling
Actual Completion Date:	3/30/2018		

Comments: The study will evaluate availability of recycled water to add customers and evaluate infrastructure needs. AKM is modeling existing customers to determine if there is excess capacity for additional customers. Model update report is completed. Staff is working to scope the next phase to evaluate adding customers and connecting to Santa Margarita Water District's system to supply and receive recycled water during peak demands.

Reservoir 3 Drainage Improvements

Project Management:	Amir Ilkhanipour	Project Number:	27405
Budget:	\$199,520.00	% of Goal Completion:	10%
Funding Source:	Water Depreciation Fund	Status:	Delay
Goal Completion Date:	6/30/2018	Fiscal Year Goal:	Secure Easement
Actual Completion Date:			

Comments: Reservoir 3 is in need of drainage improvements. Drainage devices need to be designed and constructed so that the reservoir storm runoff can safely be conveyed into Calle Rica, just downstream of the reservoir. A consultant was hired to design and prepare a bid package for public advertising. A drainage easement needs to be acquired prior to construction. Staff has attempted to negotiate with property owner, however, the owner has not been responsive to the request.

Calle Toledo Storm Drain Improvements

Project Management:	Amir Ilkhanipour	Project Number:	17008
Budget:	\$42,540.00	% of Goal Completion:	100%
Funding Source:	Storm Drain Depreciation	Status:	Done
Goal Completion Date:	6/30/2018	Fiscal Year Goal:	Complete Construction
Actual Completion Date:	12/31/2017		

Comments: Construction is completed.

For Reporting Period January to March 2018

Avenida Palizada

Project Management:	Ben Parker	Project Number:	17340
Budget:	\$154,430.00	% of Goal Completion:	50%
Funding Source:	Street Improvement Fund	Status:	Behind
Goal Completion Date:	6/30/2018	Fiscal Year Goal:	Complete Construction
Actual Completion Date:			

Comments: Project in construction. Target completion date by July 1st.

Avenida Presidio

Project Management:	Ben Parker	Project Number:	17341
Budget:	\$796,970.00	% of Goal Completion:	50%
Funding Source:	Street Improvement Fund	Status:	On-Time
Goal Completion Date:	6/30/2018	Fiscal Year Goal:	Complete Construction
Actual Completion Date:			

Comments: Project awarded. This project has been re-scoped.

South La Esperanza

Project Management:	Ben Parker	Project Number:	17343
Budget:	\$459,460.00	% of Goal Completion:	25%
Funding Source:	Street Improvement Fund	Status:	Delay
Goal Completion Date:	6/30/2018	Fiscal Year Goal:	25% Construction
Actual Completion Date:			

Comments: Curb ramp review completed. To be regrouped with other projects. Project delayed due to higher priority grant funded projects. Targeted completion is 12/31/18.

Via Cascadita

Project Management:	Ben Parker	Project Number:	17345
Budget:	\$357,860.00	% of Goal Completion:	25%
Funding Source:	Street Improvement Fund	Status:	Delay
Goal Completion Date:	6/30/2018	Fiscal Year Goal:	Complete Construction
Actual Completion Date:			

Comments: Engineering will delay a portion of the project to facilitate a Storm Drain CIP project and Shorecliffs Safe Routes to School project underway.

For Reporting Period January to March 2018

As Needed Pavement Repairs

Project Management:	Ben Parker	Project Number:	27306
Budget:	\$300,000.00	% of Goal Completion:	75%
Funding Source:	Street Improvement Fund	Status:	On-Time
Goal Completion Date:	6/30/2018	Fiscal Year Goal:	Complete Construction
Actual Completion Date:			

Comments: Project is under construction.

Avenida Pico- Class I Bike/Pedestrian Path Phase I

Project Management:	Tom Frank	Project Number:	17337
Budget:	\$300,000.00	% of Goal Completion:	50%
Funding Source:	RCFPP Fund	Status:	Behind
Goal Completion Date:	6/30/2018	Fiscal Year Goal:	Complete Design
Actual Completion Date:			

Comments: Design for Class I Bike/Pedestrian Path adjacent to westbound Avenida Pico between Camino Vera Cruz and Calle Frontera. Design planned for June through December 2018. Project is behind due to addressing construction and implementation challenges of several large high priority Grant fund projects.

Avenida Pico/Camino Vera Cruz Intersection Improvements

Project Management:	Tom Frank	Project Number:	17338
Budget:	\$375,000.00	% of Goal Completion:	75%
Funding Source:	RCFPP Fund	Status:	On-Time
Goal Completion Date:	6/30/2018	Fiscal Year Goal:	Complete Construction
Actual Completion Date:			

Comments: Modify the intersection of Avenida Pico and Camino Vera Cruz to allow Class II striped bike lanes in both directions on Avenida Pico. Design and construction will be coordinated with Ave Pico resurfacing project. Targeted for construction in February 2018.

Avenida Vista Hermosa/Target Intersection Improvements

Project Management:	Tom Frank	Project Number:	17339
Budget:	\$425,000.00	% of Goal Completion:	50%
Funding Source:	RCFPP Fund	Status:	Behind
Goal Completion Date:	6/30/2018	Fiscal Year Goal:	Complete Construction
Actual Completion Date:			

Comments: Modify the intersection of Avenida Vista Hermosa at the Target entrance to allow Class II striped bike lanes in both directions on Avenida Vista Hermosa. Bid with Avenida Vista Hermosa Slurry Seal and construction is scheduled for September 2018. Project is behind due to staffing departures.

For Reporting Period January to March 2018

Camino Vera Cruz/Costa Intersection Control

Project Management:	Tom Frank	Project Number:	17347
Budget:	\$565,660.00	% of Goal Completion:	25%
Funding Source:	Gas Tax Fund	Status:	Behind
Goal Completion Date:	6/30/2018	Fiscal Year Goal:	Bid Project
Actual Completion Date:			

Comments: Consultant hired to complete intersection control evaluation (ICE) analysis and feasibility of roundabout versus traffic signal. Feasibility memo submitted with conceptual designs complete for both intersection design alternatives. Begin design in March 2018. Project is behind due to departure of Senior Engineer.

Pressure Reducing Station Vault Lid Replacements

Project Management:	Shawn Ryan	Project Number:	27404
Budget:	\$98,260.00	% of Goal Completion:	75%
Funding Source:	Water Depreciation Fund	Status:	On-Time
Goal Completion Date:	6/30/2018	Fiscal Year Goal:	Complete Construction
Actual Completion Date:			

Comments: One of the three vaults located off Via Socorro is currently under construction and receiving a new vault lid and some minor repairs inside the box. The Columbo vault will receive new hatch parts and should operate properly once installed. The vault lid off of Costero Risco is ok however the vault is in need of repair. A temporary shoring fix has been proposed by staff until a larger project can be funded in the future.

Vaquero Lift Station Removal

Project Management:	Shawn Ryan	Project Number:	27206
Budget:	\$125,000.00	% of Goal Completion:	40%
Funding Source:	Sewer Depreciation Fund	Status:	On-Time
Goal Completion Date:	6/30/2018	Fiscal Year Goal:	Complete Design/ Secure Easement
Actual Completion Date:			

Comments: This lift station is no longer needed as a result of sewage flow being directed to El Camino Real via gravity flow. Mechanical and electrical components will be removed and salvaged. All wet and dry utility connections will be abandoned from adjacent active systems and the structure will be demolished. It was discovered from pulling a preliminary title report and researching recorded maps there is no easement for the asset. Half of the asset lies on HOA property. A letter will be sent to the HOA and their response will dictate the next step in the process. The attorney representing the HOA has been sent an encroachment agreement to access the station on private property. Staff is completing the design.

For Reporting Period January to March 2018

Maintenance Yard Covers

Project Management:	Ken Knatz	Project Number:	17808
Budget:	\$652,490.00	% of Goal Completion:	20%
Funding Source:	Clean Ocean Fund	Status:	On-Time
Goal Completion Date:	6/30/2018	Fiscal Year Goal:	Complete Construction
Actual Completion Date:			

Comments: This project is needed to comply with the Stormwater Permit from the Regional Water Quality Control Board. The project will provide a permanent cover over the bulk material stockpile storage bays at the Water Reclamation Plant. The stockpile bays need coverage in order to prevent prohibited discharges during rain events to the adjacent Segunda Deshecha Channel and Pacific Ocean. Design of the roof covers is complete. The design is complete. Plans were processed through the City's discretionary review process for approval and for plan check through the Building Department. Project was bid and contract is awarded. Construction is underway.

WRP Gravity Belt Thickener Replacement

Project Management:	Amir Ilkhanipour	Project Number:	17204/26211
Budget:	\$341,040.00	% of Goal Completion:	50%
Funding Source:	Sewer Depreciation Fund	Status:	On-Time
Goal Completion Date:	6/30/2018	Fiscal Year Goal:	Complete Design
Actual Completion Date:			

Comments: The gravity belt thickeners (GBTs) at the Water Reclamation Plant provide for the dewatering of sewage sludge to improve the biological digestion process. The GBTs are over 25 years old and have met their useful life. Via a Request for Proposals (RFP) for design and preparation of a bid package a consultant was selected and City Council awarded a contract on July 18, 2017. Design and equipment selection is underway. Construction funds have been proposed in FY19 CIP Budget.

WRP Odor Control Systems Replacement

Project Management:	Dave Rebensdorf	Project Number:	17205/36202
Budget:	\$1,258,560.00	% of Goal Completion:	75%
Funding Source:	Sewer Depreciation Fund	Status:	Delay
Goal Completion Date:	6/30/2018	Fiscal Year Goal:	Complete Design
Actual Completion Date:			

Comments: Water Reclamation Plant Headworks and Solids Handling odor control facilities are approaching their useful life. Black and Veatch was hired to design odor control facilities replacement. Design is being modified into two phases and construction is being delayed to allow for adequate funding due to higher than anticipated project costs. Some portions of this project including covers, relocating the grit bin and odor control at Los Molinos are either completed or out to bid.

For Reporting Period January to March 2018

WRP Gas Flare Rehabilitation

Project Management:	Dave Rebensdorf	Project Number:	17203
Budget:	\$579,900.00	% of Goal Completion:	35%
Funding Source:	Sewer Depreciation	Status:	Delay
Goal Completion Date:	6/30/2018	Fiscal Year Goal:	25% Construction
Actual Completion Date:			

Comments: Design is nearly complete for flare. Permitting design is nearly complete and staff is working with the AQMD to obtain permit approval.

WRP Land Outfall Cathodic Protection

Project Management:	Dave Rebensdorf	Project Number:	27205
Budget:	\$347,480.00	% of Goal Completion:	50%
Funding Source:	Swr. Other/Wtr. Depr.Funds	Status:	On-Time
Goal Completion Date:	6/30/2018	Fiscal Year Goal:	Start Construction
Actual Completion Date:			

Comments: This project will install additional cathodic protection needed for the WRP Land Outfall. Based on an analysis and report by Corpro, City will prepare bid documents for construction of additional anode wells and rectifiers to protect the ductile iron pipelines from corrosion.

Los Molinos Lift Station Generator Replacement

Project Management:	Amir Ikhanipour	Project Number:	17202
Budget:	\$258,020.00	% of Goal Completion:	50%
Funding Source:	Sewer Depreciation Fund	Status:	On-Time
Goal Completion Date:	6/30/2018	Fiscal Year Goal:	75% Design
Actual Completion Date:			

Comments: The Los Molinos Lift Station is a critical facility in the Water Reclamation Plant that pumps approximately one-third of the City's sewage to the next processing station. The generator in this lift station is in need of replacement. Via a Request for Proposals (RFP) for design and preparation of a bid package, a consultant was selected and City Council awarded a contract on September 5, 2017. Design and equipment selection is underway. Based on upcoming cost estimates, construction funding will be secured in FY20.

For Reporting Period January to March 2018

JRWSS Agency Projects

Project Management:	Dave Rebensdorf	Project Number:	27402
Budget:	\$3,080,210.00	% of Goal Completion:	75%
Funding Source:	Water Other Agency	Status:	Project-By-Others
Goal Completion Date:	6/30/2018	Fiscal Year Goal:	Complete Construction
Actual Completion Date:			

Comments: This is an assortment of CIP projects on the JRWSS water importation system managed by South Coast Water District on behalf of the JRWSS members.

Community Development 910 Negocio HVAC Replacement

Project Management:	Randy Little	Project Number:	16528
Budget:	\$164,200.00	% of Goal Completion:	15%
Funding Source:	Fac. Maint. Rsrv. Fund	Status:	Hold
Goal Completion Date:	6/30/2018	Fiscal Year Goal:	Complete Construction
Actual Completion Date:			

Comments: 56 HVAC units are at or very near the end of their useful life expectancy and their conditions are indicating replacement is inevitable at some point in the near future. Repairs have been numerous up to this point, and some replacement parts are no longer available. Newer, more energy efficient units will save on electricity costs in the long run. Eight of the 64 total HVAC units have been replaced over the last two fiscal years. Further HVAC replacements will be considered in coordination with the improvements for Community Development related to Temporary City Hall remodel.

Reservoirs 5A,8,10,12 and 14 Improvements

Project Management:	Handan Cirit/ D. Rebensdorf	Project Number:	16410/ 15408
Budget:	\$4,334,607.00	% of Goal Completion:	75%
Funding Source:	Water Depreciation Fund	Status:	On-Time
Goal Completion Date:	6/30/2018	Fiscal Year Goal:	75% Construction
Actual Completion Date:			

Comments: Project is under construction.

Data Cabling

Project Management:	Brian Brower	Project Number:	27805
Budget:	\$123,140.00	% of Goal Completion:	100%
Funding Source:	Information Technology Fund	Status:	Done
Goal Completion Date:	2/1/2018	Fiscal Year Goal:	Complete Construction
Actual Completion Date:			

Comments:

For Reporting Period January to March 2018

910 Negocio Remodel - City Hall Relocation

Project Management:	Ken Knatz	Project Number:	18804
Budget:	\$500,000.00	% of Goal Completion:	100%
Funding Source:	Gen. Fund/ Civic Cntr. Fund	Status:	Done
Goal Completion Date:	4/30/2018	Fiscal Year Goal:	Move City Hall staff to Negocio
Actual Completion Date:	3/30/2018		

Comments: The City Hall building requires significant building system improvements. The scope of the City Hall renovations requires that staff be relocated for the duration of the project. The third floor of the City's existing facility at 910 Calle Negocio will be remodeled to support the relocation of City Hall in coordination with tenant lease expiration; additionally the first floor of the Negocio building will be upgraded to improve customer service and work efficiency. Gensler Architects was hired in August 2017 to design the improvements to the Negocio building. Space planning for the third floor has been completed, and the relocation of City Hall staff to 3rd floor Negocio space occurred over the month March. The first floor improvements have been conceptually approved and construction document preparation is underway. Construction of 1st floor improvements are anticipated to start in late summer.

City Hall Feasibility and Geotechnical Study

Project Management:	Ken Knatz	Project Number:	38501
Budget:	\$300,000.00	% of Goal Completion:	0%
Funding Source:	Gen. Fund/ Civ. Cntr. Fund	Status:	Hold
Goal Completion Date:	6/30/2018	Fiscal Year Goal:	TBD
Actual Completion Date:			

Comments: The existing City Hall structure was occupied in 1960 and portions of the structure have been remodeled over the years. Based upon recommendations from the most recent study of the building, nearly all systems in the building are in need of improvements/replacement. Additionally the study noted that significant structural upgrades are needed based upon the building being occupied by OCSD. Project initiation and scoping is anticipated after completion of the 910 Negocio Remodel - City Hall Relocation project.

Slurry Seal- FY 2018

Project Management:	Ben Parker	Project Number:	28302
Budget:	\$286,000.00	% of Goal Completion:	100%
Funding Source:	General Fund	Status:	Done
Goal Completion Date:	6/30/2018	Fiscal Year Goal:	Complete Construction
Actual Completion Date:	4/4/2018		

Comments: The City annually budgets to provide slurry seal to the City streets identified with the highest need, as determined by staff. The annual Slurry Seal Program extends the life of the existing City streets and delays the need for rehabilitation or reconstruction. The goal for slurry sealing public streets is a 7 to 10 year cycle as funding permits.

For Reporting Period January to March 2018

Major Street Maintenance Program - FY 2018

Project Management:	Ben Parker	Project Number:	28301
Budget:	\$550,000.00	% of Goal Completion:	35%
Funding Source:	Gen./Wtr.&Swr.Depr.Funds	Status:	Behind
Goal Completion Date:	6/30/2018	Fiscal Year Goal:	Complete Construction
Actual Completion Date:			

Comments: Project targeted for bid in May 2018.

Sidewalk Repair and Improvements - FY 2018

Project Management:	Chris Tanio	Project Number:	28303
Budget:	\$150,000.00	% of Goal Completion:	0%
Funding Source:	General Fund	Status:	Behind
Goal Completion Date:		Fiscal Year Goal:	Begin Construction
Actual Completion Date:			

Comments: Project is behind due to staff focusing on unforeseen challenges of priority grant projects under construction. Project grouped with 17334.

Avenida Vista Hermosa - Turqueza to Vera Cruz

Project Management:	Ben Parker	Project Number:	18322
Budget:	\$532,000.00	% of Goal Completion:	0%
Funding Source:	Gas Tax Fund	Status:	Behind
Goal Completion Date:		Fiscal Year Goal:	Complete Construction
Actual Completion Date:			

Comments: This project consists of rehabilitating deteriorated and deficient curb, gutter and access ramps, replacing failed pavement areas, and grinding and overlaying the street with two inches of asphalt. Targeted to begin construction by September 2018.

For Reporting Period January to March 2018

Street Light LED Conversions - Phase II

Project Management:	Tom Bonigut	Project Number:	18806
Budget:	\$300,000.00	% of Goal Completion:	0%
Funding Source:	Fac. Maint. Rsrv. Fund	Status:	On-Time
Goal Completion Date:	6/15/2018	Fiscal Year Goal:	Complete Construction
Actual Completion Date:			

Comments: This project will replace existing High Pressure Sodium(HPS)street lights on public streets with Light Emitting Diode(LED)lights. The new LED lights will be "warm white" (3000 Kelvin)lights consistent with those installed under the FY 17 Phase I project. Areas anticipated to be converted under this project include public collector and residential streets in Forster Ranch, The Coast and other areas in the northern part of the City. LED light fixtures have been purchased and installation contractor bids due January 4. The project started in march 2018 and will be completed by the end of April 2018.

West Avenida Palizada Sidewalk Part A (100 Block) CDBG

Project Management:	Ben Parker	Project Number:	18324
Budget:	\$330,000.00	% of Goal Completion:	25%
Funding Source:	CDBG Fund	Status:	Hold
Goal Completion Date:	6/30/2018	Fiscal Year Goal:	Complete Construction
Actual Completion Date:			

Comments: On hold due to funding. This project will install a continuous 4 foot wide sidewalk along West Avenida Palizada from El Camino Real to North Ola Vista. Due to the existing topography, installing the sidewalk will require West Avenida Palizada to be narrowed by 4 feet. Through public workshops this area has been identified as having the highest need of a continuous sidewalk. Design and permitting work is nearly complete under prior approved budgets, this is the General Fund portion of the project planned for FY 2018. Supplemental project funding will be programmed in CDBG Fund. This project is grouped with projects 16344 and 17348.

Maintenance Services Rehabilitation - FY 2018

Project Management:	Randy Little	Project Number:	28802
Budget:	\$250,000.00	% of Goal Completion:	25%
Funding Source:	General Fund	Status:	On-Time
Goal Completion Date:	6/30/2018	Fiscal Year Goal:	Complete Construction
Actual Completion Date:			

Comments: This program will support smaller corrective maintenance projects during each fiscal year. Anticipated projects for Fiscal Year 2018 include: Steed Park & San Luis Rey Phase 2 fence replacements; Beach Trail fence repair Phase 1 of 2; Pier restroom rehabilitation (walls, casework and interior finish);painting of North Beach Train Station walls and wood details; Steed Park plumbing upgrade(urinal clean outs); North Beach & Linda Lane restroom painting; and new beach swing sets (3 total). Other projects may be considered as the funding allows.

For Reporting Period January to March 2018

Reservoir No. 9 Drainage Improvements

Project Management:	Shawn Ryan	Project Number:	28401
Budget:	\$200,000.00	% of Goal Completion:	100%
Funding Source:	Water Depr. Rsrv. Fund	Status:	On-Time
Goal Completion Date:	6/30/2018	Fiscal Year Goal:	Award Design
Actual Completion Date:			

Comments: During the winter storms in FY 2016, erosion occurred around the slopes descending from Reservoir No. 9. This project will improve the drainage within the site and remediate the site damage. Project award to LGC Geotechnical will be recommended to City Council April 2018.

Sewer System Lining

Project Management:	Shawn Ryan	Project Number:	28206
Budget:	\$200,000.00	% of Goal Completion:	90%
Funding Source:	Sewer Depr. Rsrv. Fund	Status:	On-Time
Goal Completion Date:	6/30/2018	Fiscal Year Goal:	Complete Construction
Actual Completion Date:			

Comments: Sewer lines and manholes throughout the City will be lined on an as-needed basis to increase service life and to prevent sewer leaks. The locations are determined by the City's Utilities staff underground video of pipelines or inspection of manholes. On-Call contract with Sancon is in place to address high risk pipelines in need of repair.

Arterial Street Pavement Maintenance

Project Management:	Ben Parker	Project Number:	18321
Budget:	\$700,000.00	% of Goal Completion:	75%
Funding Source:	Gas Tax Fund	Status:	On-Time
Goal Completion Date:	6/30/2018	Fiscal Year Goal:	Complete Construction
Actual Completion Date:			

Comments: The project is under construction.

For Reporting Period January to March 2018

Radar Speed Signs - La Pata & Del Rio

Project Management:	Tom Frank	Project Number:	18809
Budget:	\$35,000.00	% of Goal Completion:	75%
Funding Source:	Air Quality Impr. Fund	Status:	On-Time
Goal Completion Date:	6/30/2018	Fiscal Year Goal:	Complete Construction
Actual Completion Date:			

Comments: This project will install two radar speed limit signs, one on the downhill section of the Camino Del Rio Extension, and the other on the downhill section of the La Pata Extension, to inform and warn motorists of their speeds. Targeted to bid in January 2018.

Alley Pavement Rehabilitation

Project Management:	Ben Parker	Project Number:	18326/ 18328
Budget:	\$674,000.00	% of Goal Completion:	25%
Funding Source:	Street Improvement Fund	Status:	Behind
Goal Completion Date:	6/30/2018	Fiscal Year Goal:	Complete Construction
Actual Completion Date:			

Comments: Work includes grinding, reconstructing deteriorated pavement areas, replacing failed curb and gutter, curb ramps, alley gutters, and overlaying the existing pavement. Alley pavement projects anticipated for FY 18 include the alley to the west of El Camino Real between Avenida Cabrillo and W. Marquita, and from W. Mariposa to W. Escalones, and possibly other segments if funds permit.

FY 2018 Street Improvement Projects

Project Management:	Tom Frank	Project Number:	18327
Budget:	\$2,000,000.00	% of Goal Completion:	50%
Funding Source:	Street Improvement Fund	Status:	Behind
Goal Completion Date:	6/30/2018	Fiscal Year Goal:	Complete Construction
Actual Completion Date:			

Comments: Project targeted to bid in May, 2018. Project is behind due to staff addressing unforeseen challenges on priority Grant projects under construction.

For Reporting Period January to March 2018

Traffic Signal Battery Backup Systems - Phase II

Project Management:	Tom Frank	Project Number:	18807
Budget:	\$100,000.00	% of Goal Completion:	50%
Funding Source:	Fac. Maint. Rsrv. Fund	Status:	Behind
Goal Completion Date:	6/30/2018	Fiscal Year Goal:	Complete Construction
Actual Completion Date:			

Comments: Bid package is targeted for bidding in July, 2018, and construction in late 2018. Project is behind as a result of the departure of the prior project manager. This project is grouped with 17335 and 18808.

Camino Del Rio Trailhead Signs and Fencing

Project Management:	Chris Tanio	Project Number:	18805
Budget:	\$25,000.00	% of Goal Completion:	25%
Funding Source:	General Fund	Status:	On-Time
Goal Completion Date:	6/29/2018	Fiscal Year Goal:	Complete Construction
Actual Completion Date:			

Comments: This project will install trail map and rules signage and fencing on both sides of the Camino Del Rio Extension along the Forster Ridgeline Trail to inform trail users and control access.

FY 2018 Opportunistic Sand Replenishment

Project Management:	Tom Bonigut	Project Number:	28706
Budget:	\$250,000.00	% of Goal Completion:	0%
Funding Source:	General Fund	Status:	Canceled
Goal Completion Date:		Fiscal Year Goal:	TBD
Actual Completion Date:			

Comments: Beach quality sand may become available from a County project during FY 18, and the County may share in costs to transport sand to the City. This project will reserve funds for any additional permitting work, or City matching funds that may be needed. Sand would be placed at North Beach or possibly Linda Lane Beach, depending on resources agency permit requirements. Potential sand quantity is unknown at this time. Per the FY18 mid-year adjustments approved by the City Council, this project has been cancelled.

For Reporting Period January to March 2018

Playground Equipment Replacements FY 2018

Project Management:	Chris Tanio	Project Number:	18143
Budget:	\$300,000.00	% of Goal Completion:	25%
Funding Source:	Park Asset Rsrv. Fund	Status:	On-Time
Goal Completion Date:	6/30/2018	Fiscal Year Goal:	Bid Project
Actual Completion Date:			

Comments: This project will replace playground equipment and safety surfacing at the Rancho San Clemente Park Playgrounds, consistent with the playground replacement approach and plan approved by the City Council.

Ralph's Skate Park Lighting

Project Management:	Chris Tanio	Project Number:	18511
Budget:	\$150,000.00	% of Goal Completion:	0%
Funding Source:	Parks Acquisition Fund	Status:	Not Started
Goal Completion Date:		Fiscal Year Goal:	TBD
Actual Completion Date:			

Comments: The Ralph's Skate Park Lighting project will no longer be installing walkway light poles and timer-activated LED light fixtures. Instead, it has been determined through efforts between the San Clemente Skate Park Coalition and the City, that a concrete bowl is needed and will be constructed. A donation from the San Clemente Skate Park Coalition in the amount of \$100k will offset impacts to the Parks Acquisition and Development Fund. Project will not start until required donation level is provided to the City.

WRP Security Gate

Project Management:	Amir Ilkhanipour	Project Number:	18203
Budget:	\$200,000.00	% of Goal Completion:	35%
Funding Source:	Swr. & Wtr. Depr. Funds	Status:	On-Time
Goal Completion Date:	6/30/2018	Fiscal Year Goal:	Complete Design & Permitting
Actual Completion Date:			

Comments: The security gate at Water Reclamation Plant Road is in need of replacement due to its age and difficulty in finding replacement parts. Staff is recommending replacement and relocation of the gate to improve security at the facility. Via a Request for Proposals (RFP) for design and preparation of a bid package a consultant was selected and City Council awarded a contract on October 17, 2017. Design is underway.

For Reporting Period January to March 2018

Calle de Industrias/ Los Molinos Storm Drain Extension

Project Management:	Amir Ilkhanipour	Project Number:	18006
Budget:	\$400,000.00	% of Goal Completion:	5%
Funding Source:	Local Drainage Fac. Fund	Status:	On-Time
Goal Completion Date:	6/30/2018	Fiscal Year Goal:	Complete Design
Actual Completion Date:			

Comments: Currently there is no storm drain system within Calle Los Molinos north of Avenida Pico. It is proposed to extend an 18-inch storm drain from Avenida Pico north beyond the intersection of Calle de Industrias/Calle Los Molinos to collect and control storm runoff in this area. The storm drain design is contingent upon the street design which is currently being developed.

Traffic Signal Cabinet Replacement

Project Management:	Tom Frank	Project Number:	18808
Budget:	\$50,000.00	% of Goal Completion:	50%
Funding Source:	Fac. Maint. Rrsv. Fund	Status:	Behind
Goal Completion Date:	6/30/2018	Fiscal Year Goal:	Complete Construction
Actual Completion Date:			

Comments: Bid package is targeted for bidding in July 2018, and construction in late 2018. Project is behind as a result of the departure of the prior project manager. This project is grouped with 17335 and 18807.

Avenida Pico Widening- I-5 to Frontera

Project Management:	Tom Frank	Project Number:	18325
Budget:	\$200,000.00	% of Goal Completion:	10%
Funding Source:	RCFPP Fund	Status:	Behind
Goal Completion Date:	6/30/2018	Fiscal Year Goal:	Complete Design
Actual Completion Date:			

Comments: This project will prepare the design for future widening of Avenida Pico from I-5 east to just east of Calle Frontera to accommodate bicycle lanes in both directions. It will address the remaining gap, and once constructed, Avenida Pico will have Class II bike lanes in both directions along its entire length from North Beach to the Talega community. The timing of construction will depend on future availability of City and/or grant funds. Completing the design will help develop more competitive grant funding applications. Project is behind due to departure of Senior Traffic Engineer.

For Reporting Period January to March 2018

Boys and Girls Club Basketball Court Light Replacements

Project Management:	Randy Little	Project Number:	18510
Budget:	\$25,000.00	% of Goal Completion:	20%
Funding Source:	Facilities Maint. Rsrv.	Status:	On-Time
Goal Completion Date:	4/30/2018	Fiscal Year Goal:	Complete Construction
Actual Completion Date:			

Comments: This project will replace deteriorated light poles and lights at the Boys and Girls Club basketball courts. New poles and "warm white" LED court lighting will be installed. Currently soliciting bids. Target completion is by the end of April 2018.

Street Improvement Design FY18

Project Management:	Ben Parker	Project Number:	24300
Budget:	\$75,000.00	% of Goal Completion:	75%
Funding Source:	Street Improvement Fund	Status:	On-Time
Goal Completion Date:	6/30/2018	Fiscal Year Goal:	25% Design
Actual Completion Date:			

Comments: This project provides for design of street improvements scheduled for construction in the following fiscal year.

Dead-End Water System Improvements

Project Management:	Kevin Lussier	Project Number:	24402
Budget:	\$50,000.00	% of Goal Completion:	50%
Funding Source:	Water Depreciation Fund	Status:	On-Time
Goal Completion Date:	6/30/2018	Fiscal Year Goal:	Complete Construction
Actual Completion Date:			

Comments: There are several locations throughout the City where potable water mains "dead-end," and subsequently, the water at the end of the pipe does not have the ability to cycle through the potable water distribution system. By installing a fire hydrant or blow-off at the pipe terminus, operators will be able to flush the stagnated water out of the system. This will allow the Utilities Division to more effectively maintain water quality throughout the potable water system.

For Reporting Period January to March 2018

Primary Clarifier Covers & Grating Replacements

Project Management:	Amir Ilkhanipour	Project Number:	25206
Budget:	\$916,710.00	% of Goal Completion:	10%
Funding Source:	Sewer Depreciation Fund	Status:	On-Time
Goal Completion Date:	6/30/2018	Fiscal Year Goal:	30% Design
Actual Completion Date:			

Comments: The covers of the Water Reclamation Plant (WRP) Primary Clarifiers, Grit Chamber at the Headworks and Splitter Box serve to contain foul odors that are generated in the wastewater treatment process. Numerous sections of the covers need to be replaced to ensure a safe working environment for plant personnel. A consultant prepared a bid package for public advertising; however, Utility staff decided to investigate other types of covers. Therefore, the project is being re-scoped. The new goal is to have approximately 30% design and selection of the preferred cover types by 6/30/2018.

WRP Outfall Booster Pump Station Distribution Pipe Relocation

Project Management:	Shawn Ryan	Project Number:	28208
Budget:	\$287,500.00	% of Goal Completion:	95%
Funding Source:	Sewer Depreciation Fund	Status:	On-Time
Goal Completion Date:	5/31/2018	Fiscal Year Goal:	Complete Construction
Actual Completion Date:			

Comments: This project is to replace a portion of the Outfall pipeline that had corrosion damage. Construction is underway. This project required that all the parts be on-site and a 2 week window of clear weather before installing the piping. Construction is substantially complete and punch-list items will be finished in April.

LED Street Light Conversion

Project Management:	Tom Bonigut	Project Number:	16505
Budget:	\$50,440.00	% of Goal Completion:	100%
Funding Source:	Facilities Maintenance	Status:	Done
Goal Completion Date:	8/30/2017	Fiscal Year Goal:	Complete Construction
Actual Completion Date:	8/30/2017		

Comments: Project completed at the end of August 2017.
