



City of San Clemente

1st
Quarter Report
Ending September 30, 2017

FY 2017-18

James Makshanoff,
City Manager

Erik Sund,
Assistant City Manager



City of San Clemente City Manager

James Makshanoff, City Manager
Phone: 361-8322 Fax: 361-8283
MakshanoffJ@san-clemente.org

December 19, 2017

Honorable Mayor and Councilmembers:

Submitted for your review is the City of San Clemente's quarterly report for the period ending September 30, 2017. The intent of this report is to provide the Council, staff and citizens with an overview of the financial condition of the City for the first quarter of Fiscal Year 2017-18.

The report also contains an update of the City's performance measurement system and capital improvement program.

Please feel free to call me if you have any questions regarding this report.

Sincerely,

James Makshanoff
City Manager



July – September 2017

CURRENT FINANCIAL CONDITION

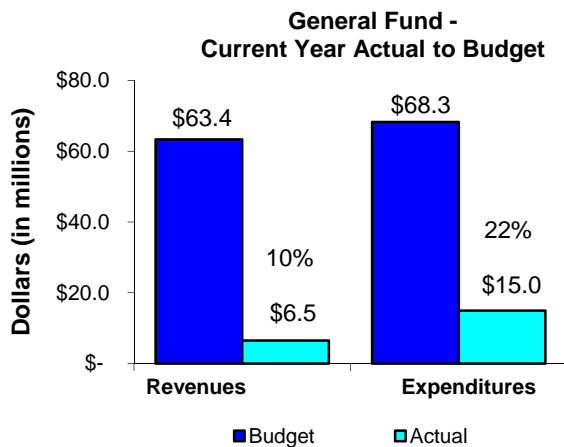
In FY 2017-18, the City is budgeted to maintain a positive operating position. At the end of the first quarter expenditures exceed revenues as a result of the timing of property tax receipts. Revenues and expenditures are within budgetary expectations for this time of the year.

GENERAL FUND

General Fund revenues through the first quarter total \$6.5 million, or 10% of the \$63.4 million annual budget. General Fund revenue is only \$15,400 lower than last year's first quarter total revenue.


General Fund expenditures total \$15.0 million for the first quarter, or 22% of the \$68.3 million annual budget, as compared to \$12.7 million at this time last year. In total, expenditures ended the quarter \$2.3 million higher than the same period for the prior year.


Further information on General Fund revenues and expenditures are discussed further in this report.





GENERAL FUND REVENUES


Revenues by Category	Budget	YTD Actual	%
Property Taxes	31,142,000	752,936	2%
Sales Tax	9,668,000	849,704	9%
Transient Occ. Tax	2,735,000	472,106	17%
Other Taxes	3,513,000	178,551	5%
Permits & Fees	1,767,770	395,230	22%
Intergovernmental	1,137,410	0	0%
Service Charges	5,498,370	1,808,223	33%
Fines	562,000	132,517	24%
Interest, Rents, Other	2,944,770	914,400	31%
Interfund Transfers	4,391,290	977,713	22%
	63,359,610	6,481,380	10%


➤ **Property Taxes:**  Property taxes total \$753,000, primarily from secured taxes. The bulk of the City's annual property tax revenues are received in December and April of each fiscal year.


➤ **Sales Tax:**  Sales taxes receipts amount to \$850,000 at the end of the 1st quarter, as compared to \$1.2 million in the prior year, mainly due higher one-time receipts in the previous year due to the State's sunset of the "triple flip" payment method.


➤ **Transient Occupancy Taxes (TOT):**  Transient occupancy taxes total \$472,000, about \$18,000 higher than this time last year due to higher hotel receipts in the 1st quarter.


➤ **Other Taxes:**  Other taxes, consisting mostly of franchise fees and business licenses, total \$179,000, \$102,000 lower than the prior year as a result of some TOT revenue being included here in 1st quarter of the prior year, which was then corrected in the 2nd quarter. The largest franchise fees, from SDG&E and Southern California Gas, are remitted in April of each year.

➤ **Permits & Fees:**  Permits and fees are at \$395,000, \$18,000 lower than the prior year due to slight decreases in construction permits as compared to the prior year.

➤ **Intergovernmental:**  Intergovernmental, mainly from grant revenues, is at \$0 for the 1st quarter, the same as the 1st quarter of the prior year.

➤ **Service Charges:**  Service charges, from general government, public safety, parking meter and recreation, amount to \$1.8 million, about \$37,000 lower the 1st quarter of the prior year, with decreases in ambulance and parking service charges somewhat offset by higher plan check fees.

➤ **Fines:**  Fine revenue is \$133,000, \$40,000 higher than the prior year, with \$60,000 of increases in administrative citations offset by decreases in parking violations and vehicle code fines.

➤ **Interest, Rents & Other:**  Interest, rents and other reimbursements total \$978,000, about \$216,000 higher than the prior year partly due to moving Negocio lease revenue to the General Fund and also new concession revenues from the Ole Hanson Beach Club. Also, higher investment returns and site rental revenue were somewhat offset by lower miscellaneous reimbursements.



GENERAL FUND EXPENDITURES



Expenditure by Type	Budget	YTD Actual	%
Salaries	12,686,710	2,815,730	22%
Benefits	5,391,510	988,411	18%
Supplies	1,312,050	180,855	14%
Contractual Services	33,506,240	7,397,827	22%
Other Charges	1,109,830	337,240	30%
Capital Outlay	4,570,600	72,045	2%
Interdepartmental	4,813,310	1,231,886	26%
Transfers & Debt	4,889,880	1,950,915	40%
Total	68,280,130	14,974,909	22%

Expenditure by Dept	Budget	YTD Actual	%
General Government	5,082,860	1,053,471	21%
City General	10,247,920	2,917,626	28%
Police	14,892,830	3,692,208	25%
Fire	9,462,920	2,157,617	23%
Comm. Development	5,422,010	924,056	17%
Public Works	16,662,860	2,495,284	15%
Beaches, Parks & Rec	6,508,730	1,734,647	27%
Total	68,280,130	14,974,909	22%

Expenditures at the end of the FY 2017-18 first quarter are \$15.0 million compared to prior year's \$12.7 million, which is an increase of \$2.3 million.

Departments with increases from the prior year were General Government, City General, Police, Fire and Beaches, Parks and Recreation. The most significant increases were Police, which increased \$1.3 million mostly due to a timing difference of the payment for the police services contract. City General increased \$0.8 million based on higher insurance charges, animal control costs, and the unfunded past service PERS safety cost. Beaches, Parks and Recreation increased \$345,000 due to the operation of the OHBC and utilities costs.

Overall, costs are currently within anticipated results.

ENTERPRISE FUNDS

The following tables summarize the operating revenues, operating expenses, and changes in operating fund working capital for enterprise funds including Water, Sewer, Golf, Storm Drain and Clean Ocean funds.

Revenues

Revenue	Budget	YTD Actual	%
Water Fund	20,033,014	3,620,127	18%
Sewer Fund	9,058,922	1,493,154	16%
Golf Fund	2,152,112	660,200	31%
Storm Drain Fund	1,534,179	250,276	16%
Clean Ocean Fund	2,654,669	390,844	15%

Metered Water revenue is up \$53,000 compared to the previous year based on higher recycled water sales. Sewer revenues decreased \$112,000 in the first quarter of FY 2017-18 due to a one-time insurance reimbursement received in the prior year.

Golf Course revenue is up \$38,000 from higher green fees (\$34,000) and golf cart rentals (\$4,000), when compared to the first quarter of FY 2016-17.

Storm Drain and Clean Ocean fees are fixed and do not change significantly from year to year. Both are within budgeted expectations through the first quarter of FY 2017-18.

Expenses

Expenses	Budget	YTD Actual	%
Water Fund	21,023,580	3,541,818	17%
Sewer Fund	10,146,040	2,321,474	23%
Golf Fund	2,193,280	548,680	25%
Storm Drain Fund	1,725,750	381,882	22%
Clean Ocean Fund	3,207,110	426,730	13%

Water expenses are \$0.2 million higher when compared to the prior year. Salary and benefit expenses, chemicals, and major maintenance costs increased, but were within budget expectations. For the Sewer Fund, increases in property insurance, purchased water, and maintenance expenses caused total operating expenses to increase \$347,000 year over year. Full time salary expenses also increased as unfilled positions were filled.

Golf expenses increased \$79,000 compared to the previous year. Increases included salary & benefits, purchased water, electricity, and property insurance expenses. Clean Ocean expenses increased \$47,000 when compared to the first quarter of FY 2016-17.

Working Capital

Working Capital	Budget	YTD Actual
Water Fund	1,776,554	2,936,356
Sewer Fund	633,510	892,308
Golf Fund	-527,182	-374,494
Storm Drain Fund	446,839	506,804
Clean Ocean Fund	1,338,034	1,854,589

Working capital levels are adequate in all Enterprise Funds except the Golf Fund, which has a negative working capital balance.

WHAT'S NEXT

- **FY 2017-18 Mid-Year Report:** A City Council meeting by March 2018 will present mid-year results.
- **Long Term Financial Plan (LTFP):** A City Council meeting by March 2018 will present the Long Term Financial Plan of the City.
- Detailed budgetary information can be obtained from the Finance and Administrative Services Department or on the City's website at www.san-clemente.org



Good. Positive Indicator;



Caution. Unsettled Indicator;



Problem. Negative Indicator

Performance Measures

General Government

Performance Measures	2016-17 Actual	2017-18 Budget	2017-18 1st	2017-18 Y-T-D
City Clerk				
Budget:	\$707,693	\$707,370	\$137,501	\$137,501
Workload Outputs:				
Number of Regular City Council minutes prepared within 21 days of meeting	21	22	4	4
Number of City Council Agendas/Packets posted 7 days prior to meeting	21	22	4	4
Number of formal public records requests	424	360	111	111
Number of contracts released within 7 working days of receipt of completed contract and securities	162	125	21	21
Number of Council-adopted resolutions processed within 7 working days of adoption	48	70	11	11
Number of Council-adopted ordinances processed within 7 working days of adoption	125	25	4	4
Effectiveness:				
Percent of Regular Council Minutes produced within 21 days	100.0%	100.0%	100.0%	100.0%
Percentage of Agendas/Packets provided at least 7 days prior to the meeting	100.0%	100.0%	100.0%	100.0%
Percentage of public records requests responded to within 10 days	100.0%	100.0%	100.0%	100.0%
Percent of contracts released within 7 working days of receipt of completed contract and securities	100.0%	100.0%	100.0%	100.0%
Percent of Council adopted resolutions processed within 7 working days of adoption.	100.0%	100.0%	100.0%	100.0%
Percent of Council adopted ordinances processed within 7 working days of adoption.	100.0%	100.0%	100.0%	100.0%

Performance Measures

Finance & Administrative Services

Performance Measures	2016-17 Actual	2017-18 Budget	2017-18 1st	2017-18 Y-T-D
<u>Finance & Administrative Services Administration</u>				
Budget:	\$528,742	\$564,200	\$113,497	\$113,497
Efficiency:				
Percentage of quarterly reports completed within the end of the month after the financial close of the quarter.	100.0%	100.0%	100.0%	100.0%
Rate of return on investments	1.13%	1.25%	1.24%	1.24%
Effectiveness:				
Percent of actual General Fund revenues to projections*	101.8%	98.0%	N/A	N/A
Percentage of City operating funds in balance*	96.2%	98.0%	N/A	N/A
Percentage of adopted fiscal policies in compliance*	89.4%	95.0%	N/A	N/A
* Annual measurement.				
<u>Finance Division</u>				
Budget:	\$2,132,237	\$2,339,780	\$495,611	\$495,611
Workload Outputs:				
Number of accounting transactions processed	30,310	29,500	7,995	7,995
Number of TOT audits performed per year	0	10	0	0
Number of utility bills generated per year	223,533	223,000	58,590	58,590
Number of business licenses issued	5,541	5,700	1,126	1,126
Efficiency:				
Average cost to process accounting transactions	\$29.06	\$28.00	\$24.56	\$24.56
Average cost to generate a utility bill	\$3.56	\$3.60	\$3.13	\$3.13
Average cost to generate a business license	\$34.84	\$34.00	\$43.99	\$43.99
Effectiveness:				
Percentage of total annual TOT revenue audited	0.0%	30.0%	0.0%	0.0%
Percentage accuracy of financial transactions within established accuracy rates	100.0%	100.0%	100.0%	100.00%
Percentage of receivables written off	0.50%	0.30%	0.13%	0.13%
Percentage of receivables over 60 days old	27.1%	28.0%	17.7%	17.7%

Performance Measures

Finance & Administrative Services

Performance Measures	2016-17 Actual	2017-18 Budget	2017-18 1st	2017-18 Y-T-D
<u>Human Resources</u>				
Budget:	\$537,623	\$589,250	\$125,189	\$125,189
Workload Outputs:				
Number of recruitments	44	35	8	8
Number of employees hired	23	90	6	6
Number of open Workers' Compensation claims	30	30	26	26
Number of employees completing a HR customer satisfaction survey*	0	100	N/A	N/A
Efficiency:				
Percentage of recruitments opened within 2 workdays of being approved	100.0%	90.0%	100.0%	100.0%
Percentage of employees scheduled for pre-employment orientation within 2 work days of receipt of PA by Human Resources office	100.0%	90.0%	100.0%	100.0%
Effectiveness:				
Percentage of employees on Workers' Compensation whose initial paperwork is processed within 1 work day	84.2%	90.0%	80.0%	80.0%
Percent of employees rating the overall satisfaction with HR as either "Satisfied" or "Very Satisfied"*	0.0%	85.0%	N/A	N/A
*annual measurement				
<u>Information Technology</u>				
Budget:	\$2,215,063	\$2,062,470	\$421,935	\$421,935
Workload Outputs:				
Number of workstation computers administered	278	290	281	281
Number of IT Help Desk service requests closed	2,149	2,150	519	519
Number of server computers administered (virtual, physical, and other)	66	64	66	66
Efficiency:				
Percentage of requests for computer services initial response provided within 1 business hour	72.8%	85.0%	83.7%	83.7%
Percent of requests for computer services resolved within SLA Estimated Resolution	92.8%	95.0%	93.5%	93.5%

Performance Measures

Finance & Administrative Services

Performance Measures	2016-17 Actual	2017-18 Budget	2017-18 1st	2017-18 Y-T-D
<u>Contract Fleet Maintenance</u>				
Budget:	\$1,405,760	\$987,650	\$165,366	\$165,366
Workload Outputs:				
Total number of vehicles maintained	154	154	154	154
Number of work orders completed	528	600	148	148
Number of preventative maintenance services	204	250	53	53
Number of repeat work orders needed	2	6	0	0
Effectiveness:				
Percentage of fleet available per month	99.3%	96.0%	99.5%	99.5%
Percentage of reworks relative to total work	0.3%	1.0%	0.0%	0.0%
Percentage of preventative maintenance services completed within 1 day	100.0%	98.0%	100.0%	100.0%

Performance Measures

Public Safety

Performance Measures	2016-17 Actual	2017-18 Budget	2017-18 1st	2017-18 Y-T-D
<u>Contract Police Services</u>				
Budget:	\$13,867,464	\$14,892,830	\$ 3,692,208	\$3,692,208
Workload Outputs:				
Number of total calls for service	31,632	35,000	8,723	8,723
Number of emergency calls received (Priority 1)	229	373	108	108
Number of traffic collision reports	321	425	87	87
Number of Part 1 crimes committed per 1,000 population	19.08	2.50	1.18	1.18
Efficiency:				
Average Response time from dispatch to on-scene emergency calls (Priority 1)	4:27	4:55	4:38	4:38
Number of Uses of Force	32	42	14	14
Number of Arrests	1,298	842	355	355
Number of Parking Violations	7,735	9,202	2,849	2,849
Number of Moving Violations	1,611	2,000	519	519
Number of Part 1 Crimes	892	945	235	235
Number of Part 2 Crimes	1,529	1,700	437	437
Effectiveness:				
Percentage of emergency calls responded to in 5 minutes or less	53.1%	62.1%	61.0%	61.0%
Percentage change in Part I crimes from prior year to current year	1.7%	5.0%	29.1%	29.1%
<u>Contract Fire Services</u>				
Budget:	\$8,974,200	\$9,462,920	\$ 2,157,617	\$2,157,617
Workload Outputs:				
Number of emergency calls	4,544	5,360	1,375	1,375
Number of new construction fire inspections	497	920	134	134
Number of fire inspections performed	835	700	14	14
Number of fire plan checks completed	233	675	59	59
Efficiency:				
Average response time for emergency calls	6:29	7:20	7:08	7:08
Effectiveness:				
Percentage of calls with response time within 7 minutes	75.8%	72.0%	54.0%	54.0%
Percentage of technical on-site inspections scheduled within 72 hours	84.3%	93.0%	97.0%	97.0%
Percentage of all plan checks completed within adopted turn around time goals based on plan types	94.5%	80.0%	95.0%	95.0%
Percentage of 5 day turn around plan checks completed within goal	98.0%	97.0%	94.0%	94.0%
Percentage of 10 day turn around plan checks completed within goal	87.5%	71.0%	95.0%	95.0%

Performance Measures

Public Safety

Performance Measures	2016-17 Actual	2017-18 Budget	2017-18 1st	2017-18 Y-T-D
Marine Safety				
Budget:	\$1,658,763	\$1,705,630	\$577,208	\$577,208
Workload Outputs:				
Number of beach visitors (estimate)	2,288,600	2,400,000	678,950	678,950
Number of swimmer rescues	1,698	2,275	1,262	1,262
Number of preventative actions via public education/warnings	23,369	36,000	16,178	16,178
Number of people reached through public education programs	52,693	50,000	29,762	29,762
Number of drownings with lifeguards on duty	0	0	0	0
Efficiency:				
Visitors per lifeguard (8 hour shift)	688	800	694	694
Effectiveness:				
Percentage of swimmer rescues without a drowning	100.0%	100.0%	100.0%	100.0%
Percent of City elementary schools reached through public education*	80.0%	70.0%	N/A	N/A

* Annual measurement

Performance Measures

Community Development

Performance Measures	2016-17 Actual	2017-18 Budget	2017-18 1st	2017-18 Y-T-D
Building				
Budget:	\$1,810,846	\$2,113,960	\$350,003	\$350,003
Workload Outputs:				
Number of building permits issued	2,180	4,200	368	368
Number of Plan Reviews performed	3,237	3,500	804	804
Number of building inspections completed	14,947	17,000	4,328	4,328
Number of customers served at Building counter	4,525	6,000	1,098	1,098
Efficiency:				
Number of Plan Reviews performed per Plan	1,123	1,200	308	308
Number of inspections conducted per inspector	3,399	4,000	1,081	1,081
Number of customers served per Permit Tech	2,063	2,250	538	538
Effectiveness:				
Percentage of new projects: First review completed within 15 work days	74.9%	95.0%	95.0%	95.0%
Percentage plan review rechecks: Reviewed within 10 work days	85.5%	95.0%	100.0%	100.0%
Percentage response to the public at the counter in 10 minutes	75.7%	80.0%	76.7%	76.7%
Planning				
Budget:	\$1,447,772	\$1,577,840	\$269,123	\$269,123
Workload Outputs:				
Number of discretionary applications	124	150	32	32
Number of new administrative applications	308	315	80	80
Number of zoning plan check reviews	2,337	2,750	574	574
Number of staff presentations (CC, PC, ZA, DRSC, PC SS)	183	175	39	39
Number of Special Projects (GP IM's/ZO updates, etc.) initiated	77	75	12	12
Number of people assisted at counter/over phone	8,863	10,500	2,163	2,163
Number of outreach meetings attended (Business Liaison, Housing/Social Services, etc.)	19	50	2	2
Number of Historic Preservation-related applications	13	20	4	4
Number of Quality Assurance staff hours	88	200	21	21
Efficiency:				
Number of people assisted at counter/phone per FTE/Quarter	581.0	500.0	351.7	351.7
Number of Plan checks completed/FTE/Quarter	151.6	150.0	92.9	92.9
Number of applications completed/FTE/Quarter	4.3	8.0	2.7	2.7
Percentage of FTE's time funded by Developer Deposit and fixed fees	2.3%	25.0%	8.0%	8.0%

Performance Measures

Community Development

Performance Measures	2016-17 Actual	2017-18 Budget	2017-18 1st	2017-18 Y-T-D
<u>Planning (continued)</u>				
Effectiveness:				
Percentage of HPPA properties maintained in compliance	86.0%	96.0%	77.0%	77.0%
Percentage of Council-directed GP IM's	72.4%	85.0%	62.3%	62.3%
Percentage of plan reviews completed within deadline	88.9%	90.0%	90.0%	90.0%
Percent of discretionary applications completed	75.0%	92.0%	82.0%	82.0%
Percent of calls returned within one business day	85.9%	92.0%	83.0%	83.0%
Percent of counter served within 10 minutes	62.0%	70.0%	60.0%	60.0%
Percent of counter served within 20 minutes	86.4%	90.0%	85.0%	85.0%
<u>Code Compliance</u>				
Budget:	\$833,025	\$930,890	\$156,665	\$156,665
Workload Outputs:				
Number of new cases	1,415	1,750	266	266
Number of complaints processed	New	2,300	719	719
Number of cases closed	New	1,750	248	248
Number of case actions (Monday - Friday)	11,143	11,000	1,464	1,464
Number of weekend inspections conducted	42	750	418	418
Number of sessions for certification/training	152	300	14	14
Efficiency:				
Number of cases per officer	355	438	80	80
Number of cases closed per officer	New	438	86	86
Number of site visits per day per officer	New	10	2	2
Number of actions per officer	2,635	2,750	146	146
Number of weekend inspections per officer	23	375	139	139
Effectiveness:				
Percentage of cases acknowledged within 2 days	42.5%	70.0%	15.7%	15.7%
Percentage of cases resolved within 10 working	35.7%	70.0%	17.3%	17.3%
Percentage of cases resolved within 30 days	New	80.0%	27.7%	27.7%

Performance Measures

Community Development

Performance Measures	2016-17 Actual	2017-18 Budget	2017-18 1st	2017-18 Y-T-D
<u>Economic Development/Housing Administration</u>				
Budget:	\$100,343	\$108,300	\$29,859	\$29,859
Workload Outputs:				
Number of Home Rehab loans provided to property owners	2	6	0	0
Number of businesses receiving commercial facade grants	0	7	0	0
Number of non-profits receiving Social Program grants	12	15	3	3
Effectiveness:				
Percentage of Home Rehab & commercial grants expended	100.0%	100.0%	0.0%	0.0%
Percentage General Fund social program grants expended	100.0%	100.0%	5.0%	5.0%

Performance Measures

Public Works

Performance Measures	2016-17 Actual	2017-18 Budget	2017-18 1st	2017-18 Y-T-D
<u>Engineering</u>				
Budget:	\$4,222,279	\$3,883,640	\$388,820	\$388,820
Workload Outputs:				
Number of permits issued	437	400	112	112
Number of inspection stops conducted	2,486	2,500	568	568
Number of projects submitted for 1st plan check	60	60	19	19
Number of projects submitted for additional plan checks	131	140	39	39
Number of research projects conducted	608	600	117	117
Number of miles of streets designed	4.72	6.20	1.34	1.34
Number of miles of streets rehabilitated	3.48	10.00	0.80	0.80
Number of citizen traffic complaints received	270	250	79	79
Efficiency:				
Time spent per first plan review (average hours)	6.41	6.00	5.75	5.75
Time spent per additional plan review (average hours)	5.04	5.00	4.83	4.83
Time spent per research project	0.69	1.00	0.65	0.65
Final project costs within budget	80.0%	90.0%	66.7%	66.7%
Percent of response to citizen complaints within 45 days	87.8%	80.0%	92.4%	92.4%
Effectiveness:				
Percent of project reviews completed in 15 days (1st plan check)	71.8%	85.0%	81.5%	81.5%
Percent of project reviews completed in 10 days (add'l plan check)	84.3%	90.0%	77.7%	77.7%
Percent of research projects completed in 10 days	92.4%	90.0%	90.0%	90.0%
Percent of projected street design completed	97.0%	85.0%	21.6%	21.6%
Percent of projected street miles rehabilitated	92.0%	85.0%	8.0%	8.0%
Percent of traffic complaints resolved	87.5%	80.0%	92.4%	92.4%

Performance Measures

Public Works

Performance Measures	2016-17 Actual	2017-18 Budget	2017-18 1st	2017-18 Y-T-D
<u>Maintenance</u>				
Budget: City Maintenance Services	\$4,305,055	\$5,189,860	\$894,869	\$894,869
Budget: Beaches/Parks Maintenance	\$5,355,812	\$6,817,590	\$1,010,940	\$1,010,940
Workload Outputs:				
Number of potholes repaired	20	25	10	10
Number of signs repaired or replaced	1,004	1,900	340	340
Number of work orders received/completed by Facilities	1,590	1,250	407	407
Number of street light/traffic signal repairs	1,315	1,200	242	242
Number of USA responses (Underground Service Alerts)	432	800	63	63
Trim 2,500 trees annually to ensure a 8 year	3,186	2,500	835	835
Number of graffiti cases	471	450	139	139
Efficiency:				
Average sq. ft. of pothole repairs provided per day of service	157.1	150.0	1,143.3	1,143.3
Average # of signs maintained per hour of service provided	1.7	4.0	0.8	0.8
Average # of facilities maintenance work orders completed per day of service	7.2	6.0	7.3	7.3
Average # of USA completed per day of service	5.9	3.5	1.2	1.2
Average number of streetlight/traffic signal repairs per day	2.0	3.0	4.3	4.3
Cost of graffiti removal per case	\$65	\$150	\$99	\$99
Effectiveness:				
Percentage of pothole service requests repaired within 3 working days	100.0%	100.0%	100.0%	100.0%
Percentage of trees trimmed to maintain an average 7-year trimming cycle	124.3%	100.0%	32.6%	32.6%
Percentage of signage repair requests responded to and completed within 3 working days	100.0%	100.0%	100.0%	100.0%
Percentage of facilities maintenance work orders responded to in 3 working days	95.3%	100.0%	96.4%	96.4%
Percentage of street light / traffic signal service Requests completed within 3 working days	88.0%	80.0%	85.6%	85.6%
Percentage of USA service requests completed within 3 working days	100.0%	100.0%	100.0%	100.0%
Percent of graffiti cases closed within 6 hours	58.5%	68.0%	78.0%	78.0%

Performance Measures

Utilities

Performance Measures	2016-17 Actual	2017-18 Budget	2017-18 1st	2017-18 Y-T-D
<u>Water/Sewer/Storm Drain</u>				
Budget: Water	\$19,245,008	\$ 21,023,580	\$ 3,541,818	\$3,541,818
Budget: Sewer	\$9,650,280	\$ 10,146,040	\$ 2,321,474	\$2,321,474
Budget: Storm Drain	\$1,581,518	\$1,725,750	\$381,882	\$381,882
Workload Outputs:				
Acre Feet of Potable water delivered per FTE	New	7,500	2,227	2,227
Customer Service requests completed	New	5,000	1,425	1,425
Millions of gallons of wastewater processed	3.07	3.00	3.00	3.00
Acre Feet of Recycled water sold	1,172	1,200	492	492
# of miles of leak detection on potable water pipeline	210	180	25	25
# of Fire Hydrants serviced per year	455	300	40	40
# of valves excised per year	1,513	1,500	446	446
# of miles of Sewer lines cleaned	144.1	140.0	27.6	27.6
# of miles of Storm Drain lines cleaned	0.10	5.00	1.30	1.30
# of Storm Drain catch basins inspected	1,689	1,800	327	327
# of Storm Drain catch basins cleaned	327	400	29	29
# of miles of Sewer lines inspected by video	50.1	55.0	8.8	8.8
# of miles of Storm Drain lines inspected by video	18.8	15.0	0.5	0.5
Efficiency:				
Percentage of potable system water loss	5.5%	6.2%	2.8%	2.8%
Work orders completed	3,041	3,000	2,802	2,802
% of Sewer collection system cleaned annually	89.0%	50.0%	17.0%	17.0%
% of Storm Drain pipelines cleaned annually	1.0%	12.0%	1.6%	1.6%
% of catch basins inspected annually	113.3%	80.0%	21.9%	21.9%
% of catch basins cleaned annually	22.0%	20.0%	1.9%	1.9%
Effectiveness:				
Water Distribution system integrity - number of water service leaks & main breaks per 100 miles of pipe	16.0	12.5	6.1	6.1

Performance Measures

Utilities

Performance Measures	2016-17 Actual	2017-18 Budget	2017-18 1st	2017-18 Y-T-D
<u>Clean Ocean</u>				
Budget:	\$2,146,930	\$ 3,207,110	\$426,730	\$426,730
Workload Outputs:				
Number of facilities inspected for storm water compliance	471	750	152	152
Number of water quality enforcement actions issued	71	75	5	5
Number of local outreach impressions per year	3,684,502	5,000,000	662,642	662,642
Efficiency:				
Number of facility inspections per FTE	470	375	152	152
Number of water quality enforcement actions issued per FTE (FY 2017-(1)) (FY 2018-(2))	71	38	5	5
Number of public outreach "impressions" per capita	57	76	10	10
<i>** "impressions" refers to the estimated number of individuals receiving education</i>				
<u>Solid Waste</u>				
Budget:	\$205,849	\$240,920	\$45,102	\$45,102
Workload Outputs:				
Number of residents participating in the Household Hazardous Waste (HHW) Program	1,899	2,300	494	494
Number of Waste Management Plans approved	596	450	177	177
Number of Public Outreach impressions	948,323	228,000	391,860	391,860
Number of trash barrel placement violations	1,779	2,000	388	388
Tons of Solid Waste diverted from landfill	42,809	39,000	11,978	11,978
Efficiency:				
Total % of participation for residential HHW pick-ups (19,000 households)	4.3%	6.1%	11.5%	11.5%
Total number of Waste Management Plans approved per quarter within 24 hours	596	450	177	177
Total number of trash barrel placement violations resolved within 7 days	1,779	2,000	388	388
Effectiveness:				
Cost of Public Outreach impressions	\$2.46	\$2.50	\$0.03	\$0.03
Solid Waste program cost per ton diverted	\$3.32	\$4.75	\$3.30	\$3.30
<i>* Solid Waste performance measures are based on waste diversion controlled by CR&R</i>				

Performance Measures

Beaches, Parks & Recreation

Performance Measures	2016-17 Actual	2017-18 Budget	2017-18 1st	2017-18 Y-T-D
<u>Recreation</u>				
Budget:	\$4,695,506	\$4,476,240	\$1,122,917	\$1,122,917
Workload Outputs:				
Number of recreation registrations	22,944	17,000	6,169	6,169
Number of attendees at aquatics centers	72,728	70,000	27,120	27,120
Number of classes offered	3,543	5,000	1,270	1,270
Number of facility bookings	7,493	7,150	1,422	1,422
Number of beach, ballfield, and park bookings	6,186	8,500	1,407	1,407
Number of partnered community events	48	55	17	17
Number of attendees at special events	151,447	245,000	99,265	99,265
Efficiency:				
Percent of registrations taken on-line	50.6%	51.0%	51.5%	51.5%
Percentage of total expenditures recovered by revenues	68.1%	67.0%	100.3%	100.3%
Effectiveness:				
Average number of facility bookings per day	20.6	21.0	15.3	15.3
Average number of beach, ballfield, and park bookings per day	16.9	16.5	15.3	15.3
Average attendance per class	8.3	6.4	5.3	5.3
<u>Golf Operating</u>				
Budget:	\$2,104,502	\$2,193,280	\$548,680	\$548,680
Workload Outputs:				
Number of golf rounds played - projected	77,974	75,000	23,461	23,461
Number of golf course acres maintained	133	133	133	133
Total revenue generated by the Golf Course	\$2,127,220	\$2,100,000	\$662,992	\$662,992
Efficiency:				
Course utilization (rounds played/available tee times*)	84.5%	86.0%	88.2%	88.2%
Cost per round	\$26.99	\$30.13	\$23.39	\$23.39
Percentage cost of recovery	108.6%	94.0%	120.8%	120.8%
Effectiveness:				
Number of complaints per 1,000 rounds	0.9	1.5	0.9	0.9
Maintenance quality of golf course retained at a level B May through October	100.0%	80.0%	0.0%	0.0%
Maintenance quality of golf course retained at a level C November through April	100.0%	100.0%	N/A	N/A

Performance Measures

Animal Shelter

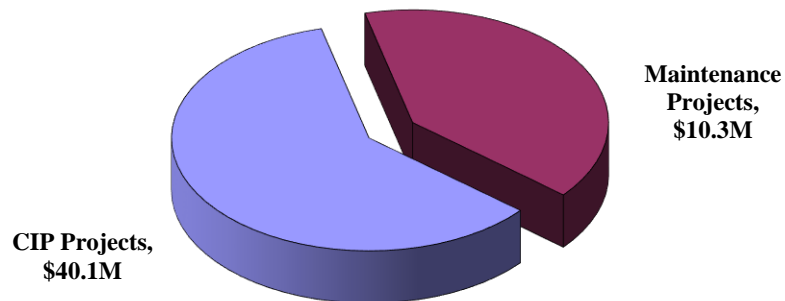
Performance Measures	2016-17 Actual	2017-18 Budget	2017-18 1st	2017-18 Y-T-D
<u>Animal Shelter</u>				
Budget:	\$1,406,932	\$1,571,160	\$456,790	\$456,790
Workload Outputs:				
Number of Dogs Licensed during the year	6,611	7,300	1,672	1,672
Number of calls for service completed during the year	3,008	2,500	894	894
Barking Dog complaints received	80	80	27	27
Efficiency:				
Percent of calls for service handled within 24 hours	95.6%	98.0%	94.8%	94.8%
Effectiveness:				
Percentage increase in the number of dog licensed per year	-8.3%	2.3%	2.6%	2.6%
Number of dog adoptions	237	280	70	70
Number of cat adoptions	238	325	57	57
Number of animals returned to owners	302	350	76	76
Percentage of barking complaints resolved within 40 days	100.0%	100.0%	96.7%	96.7%

Program Summary

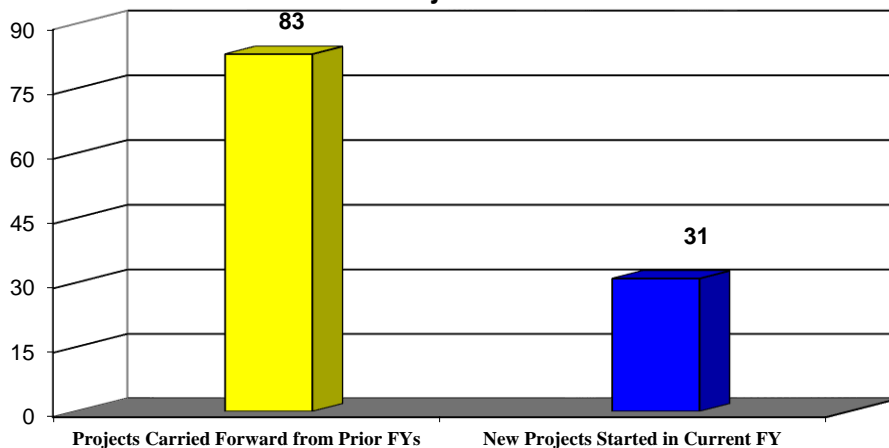
The Capital Improvement Program report provides the status of projects in the current FY 2018 and establishes a commitment for the scheduled delivery of projects. The City’s Capital Improvement Program remains strong and active. Most areas in the City continue to see improvements to their community facilities in the form of parks, streets, water, sewer, storm drain and other infrastructure improvement projects.

The FY 2018 Capital Improvement Program consists of 114 projects for a total remaining budget of \$50.4 million. A total of 83 projects were started in the prior fiscal years. There are a total of 80 CIP projects and 34 Maintenance and Study projects.

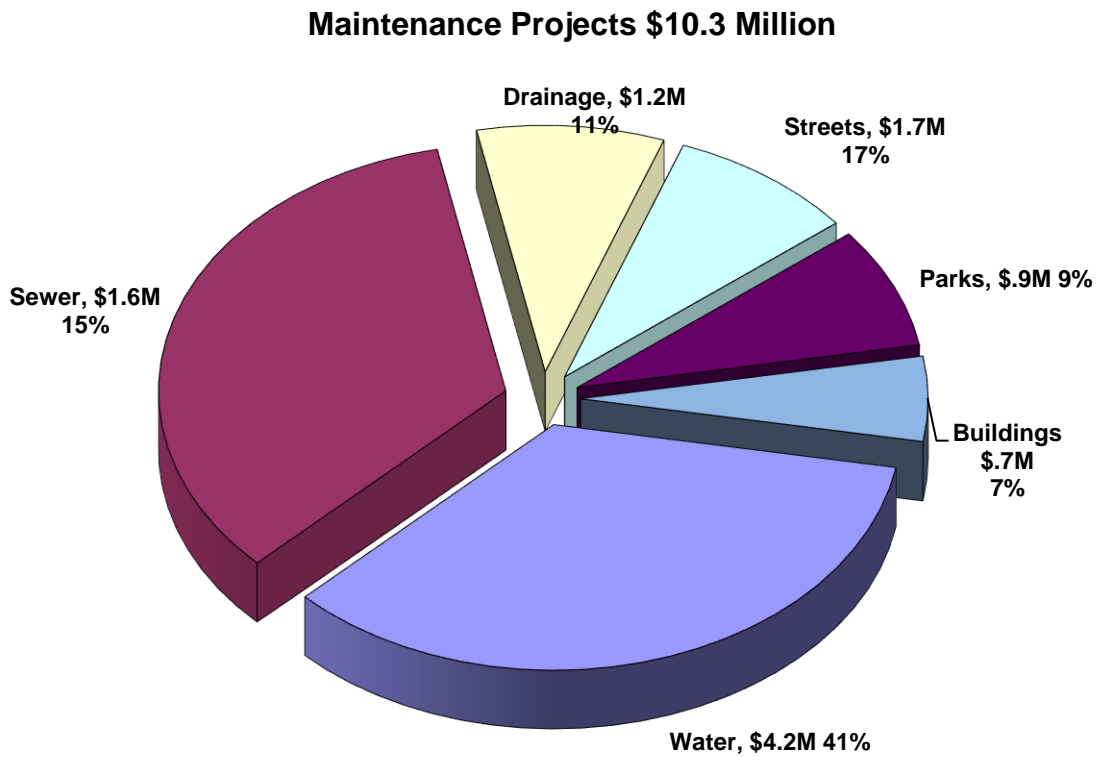
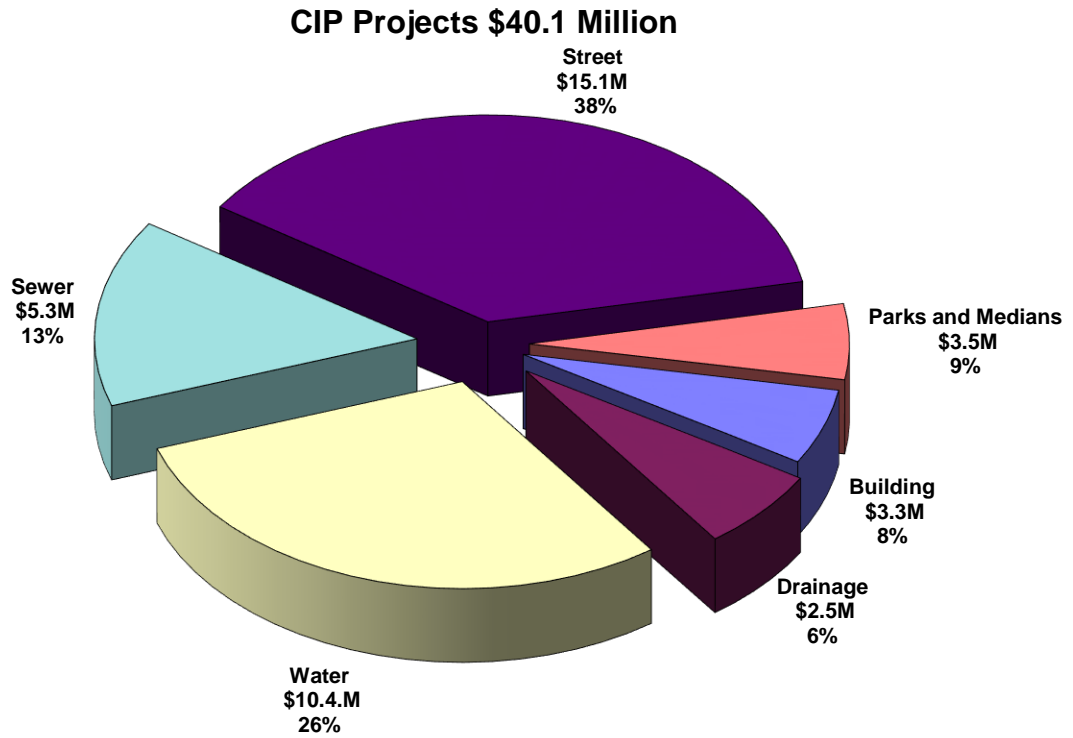
FY 2018 CIP and Maintenance Projects: \$50.4 Million



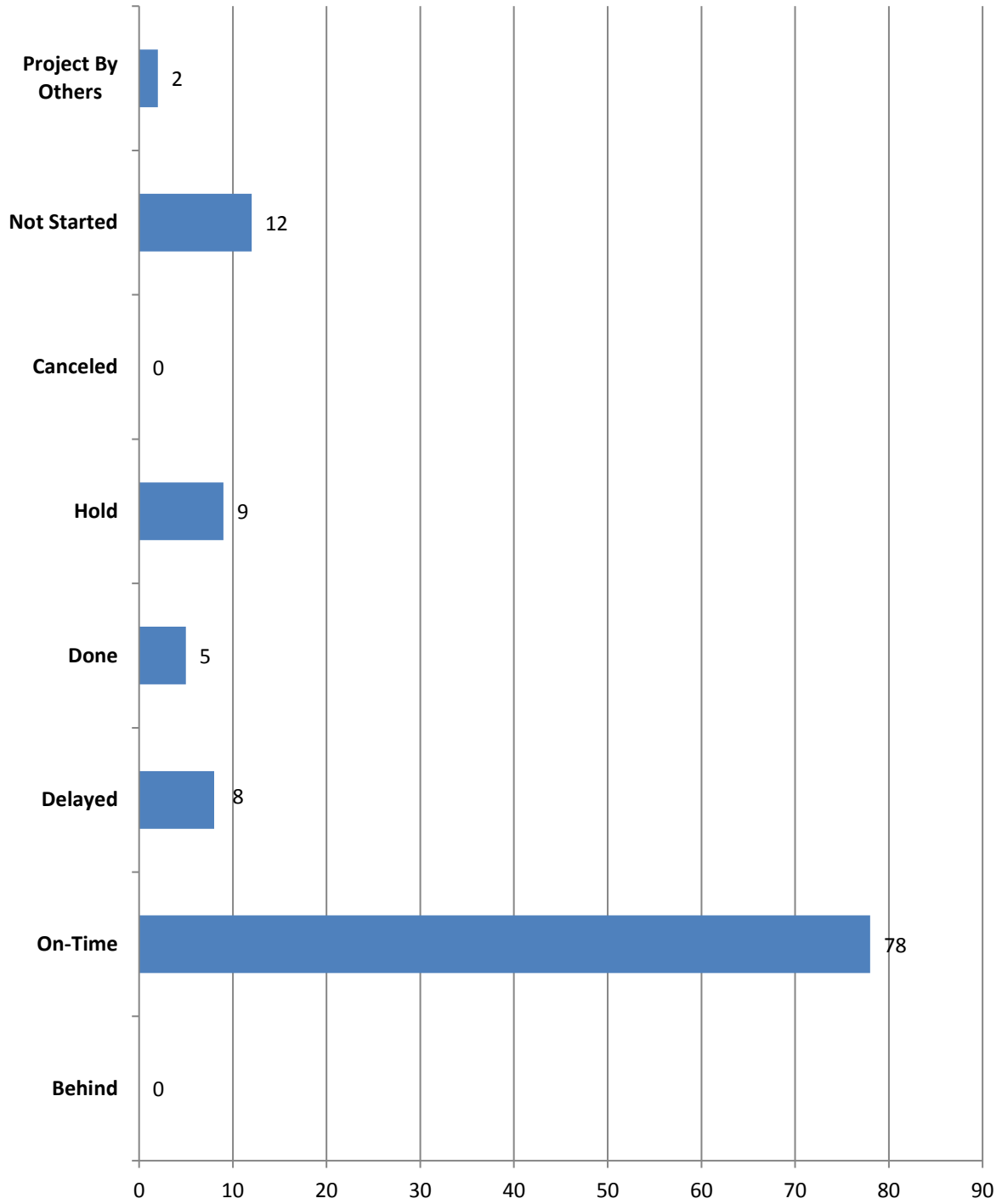
**Total CIP and Maintenance Projects:
Carried Forward vs. Projects Started in Current FY**



Capital Improvement Program – 1st Quarter Report



Project Status



Capital Improvement Program – 1st Quarter Report

Schedule Changes

Projects are often re-scoped to take advantage of additional funding or to address the changing needs of the community. In order to realign the project delivery commitment with a revised scope, a baseline budget or schedule adjustment (reset) may be proposed. This section proposes each baseline budget adjustment and establishes a new commitment for delivering the project. The projects recommended for reset for this quarter are listed in the following table:

PROJECT*	ORIGINAL GOAL	REVISED GOAL	ORIGINAL COMPLETION DATE	REVISED COMPLETION DATE
* See individual projects for a detailed explanation				

For Reporting Period July to September 2017

City Master Plan of Drainage- Other Areas (CIP)

Project Management:	Amir K. Ilkhanipour	Project Number:	34001/34002/34003/34004
Budget:	\$137,310.00	% of Goal Completion:	20%
Funding Source:	Local Drainage Facilities	Status:	On-Time
Goal Completion Date:	5/30/2018	Fiscal Year Goal:	Council Adoption of Master Plan
Actual Completion Date:			

Comments: The City Master Plan of Drainage has not been updated since 1982. A consultant is preparing a new Master Plan of Drainage to assess the existing condition and capacity of the City's storm drains and provide recommendations for improvements, including budgetary costs and programming of projects into future budget cycles. Project funding is proportionally allocated based on drainage of the area within each drainage basin. Council Master Plan adoption will be forthcoming in FY 2018.

Reservoir 10 & 6 Water Line (Land Acquisition)

Project Management:	Amir K. Ilkhanipour	Project Number:	14400/ 15401
Budget:	\$180,880.00	% of Goal Completion:	50%
Funding Source:	Water Acre. Fee Rsrv. Fund	Status:	Delay
Goal Completion Date:	6/30/2018	Fiscal Year Goal:	Complete Design/ Secure Easement
Actual Completion Date:			

Comments: Reservoir 6 is nearing the end of its useful life. A new water line between Reservoir 10 and 6 will improve the water system operation and reliability. Two easements from two property owners are needed for construction of this water line. One easement has been secured; however, negotiations with the other property owner were not favorable. Therefore, on May 17, 2016, Council approved and adopted a resolution of necessity to go forward with acquiring the property by eminent domain. BB&K is currently pursuing the acquisition of the property (i.e. water line easement) through the eminent domain process. Acquisition is delayed due to the continued court hearings with the property owner.

Via Montego/Storm Drain M01 (CIP)

Project Management:	Amir K. Ilkhanipour	Project Number:	13017
Budget:	\$731,360.00	% of Goal Completion:	40%
Funding Source:	Storm Drain Utility Fund	Status:	Hold
Goal Completion Date:	6/30/2018	Fiscal Year Goal:	Complete Design
Actual Completion Date:			

Comments: Currently there is no storm drain system at the intersection of Via Montego and Via Cascadita. During heavy rain events, the storm runoff caused local flooding. A storm system will be designed and constructed at this intersection to convey the storm runoff to the nearby Prima Deshecha Canada Channel (MO1). A consultant was hired in September 2016 to design and prepare a bid package for public advertising. The storm drain final design is contingent upon the street design which is underway.

For Reporting Period July to September 2017

Avenida Presidio Rehabilitation- Phase II -North La Esperanza to El Camino Real (CIP)

Project Management:	Ben Parker	Project Number:	14331
Budget:	\$366,320.00	% of Goal Completion:	10%
Funding Source:	Street Improvement Fund	Status:	On-Time
Goal Completion Date:	6/30/2018	Fiscal Year Goal:	Complete Construction
Actual Completion Date:			

Comments: Caltrans permit prepared and ready to submit. Bidding and construction schedule will depend on Caltrans approval which can take a considerable amount of time. This project is to be constructed with other projects to save funds by way of economy of scale.

Community Development Parking Lot Rehabilitation (CIP)

Project Management:	Ben Parker	Project Number:	14328
Budget:	\$125,270.00	% of Goal Completion:	25%
Funding Source:	Reserve Fund	Status:	On-Time
Goal Completion Date:	6/30/2018	Fiscal Year Goal:	Complete Construction
Actual Completion Date:			

Comments: This project consists of reconstructing minimal failed pavement areas and resurfacing the existing parking lot pavement with a slurry seal and restriping. The north and south building entrance, signs and parking spaces will be replaced or reconstructed as needed to meet building and ADA current codes.

Sewer System Replacement (CIP)

Project Management:	Ben Parker	Project Number:	24201
Budget:	\$100,000.00	% of Goal Completion:	25%
Funding Source:	Str. Impr.& Swr. Deprec.	Status:	On-Time
Goal Completion Date:	6/30/2018	Fiscal Year Goal:	Complete Construction
Actual Completion Date:			

Comments: Design and construct sewer system replacements as part of the Street Improvement Program.

South ECR - Valencia to Mendocino (CIP)

Project Management:	Ben Parker	Project Number:	14326
Budget:	\$970,810.00	% of Goal Completion:	95%
Funding Source:	Gas Tax Fund	Status:	On-Time
Goal Completion Date:	12/1/2017	Fiscal Year Goal:	Complete Construction
Actual Completion Date:			

Comments: Construction complete, working on preparing Caltrans final report.

For Reporting Period July to September 2017

Via Pico Plaza Rehabilitation (CIP)

Project Management:	Ben Parker	Project Number:	13315
Budget:	\$114,040.00	% of Goal Completion:	0%
Funding Source:	Street Impr. Fund	Status:	Hold
Goal Completion Date:	6/30/2018	Fiscal Year Goal:	Complete Construction
Actual Completion Date:			

Comments: This project is on hold due to interfering work planned as part of I-5 Pico Interchange.

Water System Replacement (CIP)

Project Management:	Ben Parker	Project Number:	24400
Budget:	\$100,000.00	% of Goal Completion:	25%
Funding Source:	Water Deprec. Reserve Fund	Status:	On-Time
Goal Completion Date:	6/30/2018	Fiscal Year Goal:	Complete Construction
Actual Completion Date:			

Comments: Design and construct water system replacements as part of the Street Improvement Program.

Ocean Outfall Junction Repairs (CIP)

Project Management:	Dave Rebensdorf	Project Number:	28205
Budget:	\$13,980.00	% of Goal Completion:	75%
Funding Source:	Sewer Other Agency	Status:	Project-By-Others
Goal Completion Date:	6/30/2018	Fiscal Year Goal:	Complete Design
Actual Completion Date:			

Comments: The designer was hired by SOCWA. Project under design and permitting.

Sewer SCADA System Development (CIP)

Project Management:	M. Fakhar / T. Wooten	Project Number:	12605\410336
Budget:	\$1,308,030.00	% of Goal Completion:	10%
Funding Source:	Swr. Depr.&Conn. Fee Rsrv.	Status:	On-Time
Goal Completion Date:	4/30/2018	Fiscal Year Goal:	Start Construction
Actual Completion Date:			

Comments: Final phase of the project includes design and construction of SCADA at the WRP. Design is 100% complete. Bid documents are going through QA/QC.

For Reporting Period July to September 2017

Well Water Aquifer Monitoring Improvements (CIP)

Project Management:	D. Rebensdorf/ M. Fakhar	Project Number:	14408
Budget:	\$253,790.00	% of Goal Completion:	10%
Funding Source:	Wtr. Deprec. Rsrv. Fund	Status:	On-Time
Goal Completion Date:	6/30/2018	Fiscal Year Goal:	50% Construction
Actual Completion Date:			

Comments: The project consists of removing sections of Well No. 8 screen to improve water quality and to re-establish Well No. 5 to monitor the aquifer. Well 8 has been functioning at a lower pumping rate with consistent water quality. Focus is now on rehabilitation of monitoring Well No. 5, Well No. 6 and Calafia. RFP has been issued, consultant hired and design is underway. Construction is expected to start early 2018.

Reata/ Reeves/ Blanco Pump Stations (CIP)

Project Management:	Handan Cirit	Project Number:	15406/ 17405/ 16406
Budget:	\$3,655,500.00	% of Goal Completion:	80%
Funding Source:	Wtr. Acreage Fee Rsrv. Fund	Status:	On-Time
Goal Completion Date:	6/30/2018	Fiscal Year Goal:	Complete Design
Actual Completion Date:			

Comments: Funding for construction of the water pump stations is planned to be available in FY 2018 or 2019. Design by AKM is in progress during this fiscal year.

Water System Rehabilitation (CIP)

Project Management:	Kevin Lussier	Project Number:	24401
Budget:	\$356,860.00	% of Goal Completion:	25%
Funding Source:	Water Deprec. Rsrv. Fund	Status:	On-Time
Goal Completion Date:	6/30/2018	Fiscal Year Goal:	Complete Construction
Actual Completion Date:			

Comments: This is a collection of scheduled and/or necessary corrective maintenance work on the City water transmission and distribution system.

Highland Light Ductile Iron Pipeline Replacement (CIP)

Project Management:	Shawn Ryan	Project Number:	14403
Budget:	\$527,490.00	% of Goal Completion:	100%
Funding Source:	Water Deprec. Rsrv. Fund	Status:	Done
Goal Completion Date:	9/30/2017	Fiscal Year Goal:	Complete Construction
Actual Completion Date:	9/30/2017		

Comments: The project is complete.

For Reporting Period July to September 2017

Operational Continuity Data Center (CIP)

Project Management:	Matt Squires	Project Number:	13810
Budget:	\$157,910.00	% of Goal Completion:	100%
Funding Source:	Information Technology Fund	Status:	Done
Goal Completion Date:	9/30/2017	Fiscal Year Goal:	Complete Construction
Actual Completion Date:	9/30/2017		

Comments: Data Center construction is complete. City services will be migrated over the next 6 months.

Poche Beach/Watershed Activities (CIP)

Project Management:	Cynthia Mallett	Project Number:	24802
Budget:	\$880,000.00	% of Goal Completion:	15%
Funding Source:	Clean Ocean Fund	Status:	On-Time
Goal Completion Date:	6/30/2018	Fiscal Year Goal:	75% Design
Actual Completion Date:			

Comments: As of September 30, 2017, the falconry services at Poche Beach will continue through October 31. Extending the contract extension one more year will be proposed at the January 2018 Coastal Advisory Committee (CAC) meeting. City staff have discussed with South Orange County Wastewater Authority (SOCWA) the possibility of diverting M01 runoff into the land outfall. SOCWA is currently preparing a permit renewal application for their San Juan Creek Ocean Outfall. Since this diversion would add another connection to the system, SOCWA would request this additional connection in their permit application. The Regional Board may need more information about the proposed diversion which City staff will provide to SOCWA, when requested. If this diversion is deemed feasible, then the County of Orange would need to discuss the 35-year agreement with the State Water Resources Control Board that was signed in order to operate the Poche Clean Beach Project (UV plant), if the UV plant is proposed to be bypassed. The proposed diversion was presented to the CAC at its August 2017 meeting.

T-Street Beach Concession Building Renovation (CIP)

Project Management:	Tom Bonigut	Project Number:	15504
Budget:	\$828,200.00	% of Goal Completion:	0%
Funding Source:	General Fund	Status:	Hold
Goal Completion Date:		Fiscal Year Goal:	TBD
Actual Completion Date:			

Comments: This project also included the T-Street Restroom Repair (PN 25501) which was completed. Per City Council direction, the new concessionaire may conduct the concession rehabilitation. This project is on hold pending further direction.

For Reporting Period July to September 2017

T-Street Overpass Maintenance (CIP)

Project Management:	Amir Ilkhanipour	Project Number:	25801
Budget:	\$46,070.00	% of Goal Completion:	10%
Funding Source:	General Fund	Status:	Delay
Goal Completion Date:	6/30/2018	Fiscal Year Goal:	Complete Construction
Actual Completion Date:			

Comments: The thin overlay on the stairs, landings and deck needed to be replaced with a thicker and stronger cement material. Construction started on February 1, 2016 and was approximately 80% completed in early June 2016. In order not to impact the summer beach access, staff requested the contractor return in the fall to complete the remaining work. However, the contractor has gone out of business and referred the City to the bonding company for the remainder of the work. Staff currently is working with the bond company to complete the project.

Interstate 5/Pico Interchange Water Improvements (CIP)

Project Management:	Ken Knatz	Project Number:	15404
Budget:	\$294,110.00	% of Goal Completion:	70%
Funding Source:	Water Deprec. Rsrv. Fund	Status:	On-Time
Goal Completion Date:	12/29/2017	Fiscal Year Goal:	Complete Construction
Actual Completion Date:			

Comments: This project will provide for relocation of existing water meters and fire hydrants impacted by the I-5 / Pico Interchange project. Due to the construction phasing of the interchange, this project will be constructed in sequence with the interchange work phasing prior to roadway paving. All new appurtenance and relocations have been completed. Raising of valves and manholes to final paving grade will be done in conjunction with the contractors paving schedule.

Calle Los Molinos/Calle Redondel Storm Drain Rehabilitation (CIP)

Project Management:	Amir K. Ilkhanipour	Project Number:	15005
Budget:	\$383,480.00	% of Goal Completion:	0%
Funding Source:	Storm Drain Deprec. Fund	Status:	Not Started
Goal Completion Date:	6/30/2018	Fiscal Year Goal:	Contract Award
Actual Completion Date:			

Comments: The storm runoff portion of Calle Redondel is collected within a catch basin and is conveyed into Calle de Los Molinos through an 8-inch PVC pipe and a parkway culvert. A new storm drain will be constructed from this catch basin in Calle Redondel to the bottom of the slope, draining into Calle de Los Molinos via a new parkway culvert. A consultant was retained to design and prepare a bid package for public advertising. The project was advertised on December 16, 2016. Based on actual bids, additional funding was required. Additional funding was budgeted through the FY 2018 CIP. Project will be rebid in January 2018 with Spring construction.

For Reporting Period July to September 2017

M01/Ave. Vaquero Culvert Structural Rehabilitation (CIP)

Project Management:	Amir K. Ilkhanipour	Project Number:	15006
Budget:	\$71,470.00	% of Goal Completion:	30%
Funding Source:	Storm Drain Deprec. Fund	Status:	On-Time
Goal Completion Date:	6/30/2018	Fiscal Year Goal:	Complete Design
Actual Completion Date:			

Comments: The Prima Deshecha Canada Channel (M01) reinforced concrete double box culvert at Avenida Vaquero was constructed in the mid 1960's and is in need of repairs or replacement. On December 6, 2016, City Council awarded a Professional Services Agreement to a consultant to assess the integrity of the culvert and prepare a bid package for public bids for the needed improvements. Due to lack of project budget, additional funds from the Storm Drain Depreciation Reserve Fund will be secured for construction in FY 2019.

Rehabilitate Existing Sewer Lines FY 2018 (CIP)

Project Management:	Shawn Ryan	Project Number:	24200
Budget:	\$400,000.00	% of Goal Completion:	25%
Funding Source:	Sewer Depreciation Reserve	Status:	On-Time
Goal Completion Date:	6/30/2018	Fiscal Year Goal:	Complete Construction
Actual Completion Date:			

Comments: This is an on-going yearly project to rehabilitate deteriorated pipelines from City video assessments. Project funding is also used by the Utility Division for unscheduled maintenance of the sewer system. An On-Call Sewer and Storm Drain Rehabilitation contract for public bidding has been issued and opened. Staff has Sancon Engineering ready to begin its FY 2018 CIPP throughout San Clemente. Work began July 24th 2017.

Storm Drain Rehabilitation FY 2018 (CIP)

Project Management:	Shawn Ryan	Project Number:	26001
Budget:	\$200,000.00	% of Goal Completion:	25%
Funding Source:	Storm Dr. Util. Fund	Status:	On-Time
Goal Completion Date:	6/30/2018	Fiscal Year Goal:	Complete Construction
Actual Completion Date:			

Comments: This is an on-going yearly project to rehabilitate deteriorated pipelines from City video assessments. Project funding is also used by the Utility Division for unscheduled maintenance of the storm drain system. An On-Call and Storm Drain Rehabilitation contract for public bidding has been issued and opened. Sancon Engineering has been awarded the contract.

For Reporting Period July to September 2017

Pier Structural Construction/Understory Bird Deterrent

Project Management:	Amir Ilkhanipour	Project Number:	16811/ 18810
Budget:	\$2,162,340.00	% of Goal Completion:	10%
Funding Source:	General Fund	Status:	On-Time
Goal Completion Date:	6/30/2018	Fiscal Year Goal:	Complete Construction
Actual Completion Date:			

Comments: The last major repair and rehabilitation work on the pier was completed in 2011. A comprehensive assessment report was completed by a consultant in December 2016, including recommendations for the needed improvements. Based on these recommendations, a bid package was prepared and advertised for public bidding. City Council awarded a contract to a contractor on September 5, 2017. Construction is anticipated to start in October 2017. Prior to construction, regulatory permits including the California Coastal Commission Coastal Development Permit will be secured. This project will also install a bird deterrent barrier in the understory area of the pier from the end of the Fisherman's restaurant to the zero tower. The work includes manual removal of birds from the understory on multiple visits prior to barrier installation. Combined PN 18810 (Pier Understory Bird Deterrent) budget of \$375,000.00 into this project for quarterly reporting purposes only.

West Avenida Palizada Sidewalk (100 Block)

Project Management:	Ben Parker	Project Number:	16345
Budget:	\$130,000.00	% of Goal Completion:	25%
Funding Source:	General Fund	Status:	On-Time
Goal Completion Date:	6/30/2018	Fiscal Year Goal:	Complete Construction
Actual Completion Date:			

Comments: Carry over from FY17. Design completed and advertised. Bids came in over budget. FY18 appropriated additional funding. Design was also revised to reduce cost. Project will be re-advertised for bidding. Construction targeted to start by February 2018.

Sidewalk Repair and Improvements - FY 2016

Project Management:	Ben Parker	Project Number:	16355
Budget:	\$116,900.00	% of Goal Completion:	25%
Funding Source:	General Fund	Status:	On-Time
Goal Completion Date:	6/30/2018	Fiscal Year Goal:	Complete Construction
Actual Completion Date:			

Comments: To reduce administrative costs, FY16 and FY17 projects to be combined. Approximately 75% of sidewalks inspections required to use up available funding have been completed, however, project has been delayed due to other higher priority grant projects.

For Reporting Period July to September 2017

Avenida Navarro - Pico to Los Molinos

Project Management:	Ben Parker	Project Number:	16352
Budget:	\$310,000.00	% of Goal Completion:	
Funding Source:	Street Improvement Fund	Status:	Hold
Goal Completion Date:		Fiscal Year Goal:	TBD
Actual Completion Date:			

Comments: Waiting on Caltrans to complete Pico Improvements.

Calle Los Molinos - Pico to Navarro

Project Management:	Ben Parker	Project Number:	16353
Budget:	\$503,920.00	% of Goal Completion:	
Funding Source:	Street Improvement Fund	Status:	Hold
Goal Completion Date:		Fiscal Year Goal:	TBD
Actual Completion Date:			

Comments: Waiting on Caltrans to complete Pico improvements.

Beach Trail Bridges Maintenance

Project Management:	Tom Bonigut	Project Number:	26801
Budget:	\$620,680.00	% of Goal Completion:	15%
Funding Source:	General Fund	Status:	On-Time
Goal Completion Date:	6/28/2018	Fiscal Year Goal:	25% Construction
Actual Completion Date:			

Comments: Riviera and Montalvo Bridge re-coating have been completed. "Top side" painting of Mariposa bridge is underway and will be completed in October 2017. The top side progress was delayed to divert resources to Pier rail painting per CM direction.

City Wide Tree Inventory

Project Management:	Randy Little	Project Number:	36813
Budget:	\$32,980.00	% of Goal Completion:	100%
Funding Source:	General Fund	Status:	Done
Goal Completion Date:	9/30/2017	Fiscal Year Goal:	Complete Study
Actual Completion Date:	9/29/2017		

Comments: A total of 19,000 trees have been collected and mapped in GIS by Dudek. The tree inventory work by Dudek has been completed.

For Reporting Period July to September 2017

Aquatic Center (LPVH) Swamp Cooler Replacement

Project Management:	Shawn Ryan	Project Number:	16526
Budget:	\$134,650.00	% of Goal Completion:	10%
Funding Source:	Fac. Maint. Rsrv. Fund	Status:	Delay
Goal Completion Date:	6/30/2018	Fiscal Year Goal:	Complete Construction
Actual Completion Date:			

Comments: A design team has been retained and they are working on the design.

Corporate Yard Building/Structures Painting

Project Management:	Randy Little	Project Number:	16529/ 26407
Budget:	\$440,000.00	% of Goal Completion:	10%
Funding Source:	Reserve Fund	Status:	On-Time
Goal Completion Date:	6/30/2018	Fiscal Year Goal:	Award Contract
Actual Completion Date:			

Comments: The surfaces of all the buildings at the corporate yard are subjected to our marine environment. The buildings were last painted in 1989 and are in need of new surface painting. Funding for this project is shared between Maintenance Services and Utilities at \$170,000 and \$270,000 respectively. Due to other higher priority projects taking precedence, this project is behind schedule.

Station No. 59 Diesel Fuel Tank

Project Management:	Mike Fakhar	Project Number:	16812
Budget:	\$107,500.00	% of Goal Completion:	15%
Funding Source:	Pub. Fac. Constr. Fund	Status:	On-Time
Goal Completion Date:	6/30/2018	Fiscal Year Goal:	Complete Construction
Actual Completion Date:			

Comments: This project will install an above-ground diesel fuel tank at First Station No. 59 to support all Fire Vehicles servicing San Clemente. The fuel tanks will also provide fuel for OCFA vehicles in the event of an emergency. Design work has been completed and all permits have been obtained. Project was bid. Waiting for City Council to award contract.

Avenida Del Presidente Water Line Replacement

Project Management:	Shawn Ryan	Project Number:	16405
Budget:	\$368,890.00	% of Goal Completion:	100%
Funding Source:	Water Depreciation Fund	Status:	Done
Goal Completion Date:	9/20/2017	Fiscal Year Goal:	Complete Construction
Actual Completion Date:	9/1/2017		

Comments: Construction is complete.

For Reporting Period July to September 2017

Tesoro Pressure Reducing Station Rehabilitation

Project Management:	Shawn Ryan	Project Number:	16407
Budget:	\$47,330.00	% of Goal Completion:	90%
Funding Source:	Water Depreciation Fund	Status:	On-Time
Goal Completion Date:	12/29/2017	Fiscal Year Goal:	Complete Construction
Actual Completion Date:			

Comments: The base contract for the PRS improvements has been completed. The Pico I-5 intersection water improvements that are tied to Tesoro via construction change order and are still in progress.

Cascadita Canyon Waterline Abandonment

Project Management:	Shawn Ryan	Project Number:	26406
Budget:	\$55,080.00	% of Goal Completion:	25%
Funding Source:	Water Depreciation Fund	Status:	Delay
Goal Completion Date:	6/30/2018	Fiscal Year Goal:	Complete Construction
Actual Completion Date:			

Comments: C.H.I. submitted the apparent lowest bid but did not meet the specifications for the use of concrete under the project specifications. The second low bidder, GCI Construction, submitted a protest letter based on original direction to award to C.H.I., indicating C.H.I. is not following subcontractor laws. Staff is seeking City Attorney direction on subcontractor laws prior to making a recommendation to City Council.

Alessandro Sewer Bridge Assessment

Project Management:	Mike Fakhar	Project Number:	36201
Budget:	\$46,940.00	% of Goal Completion:	5%
Funding Source:	Sewer Depreciation Fund	Status:	On-Time
Goal Completion Date:	6/30/2018	Fiscal Year Goal:	Complete Evaluation
Actual Completion Date:			

Comments: Sewer flow is conveyed in an 8-inch pipe supported by a bridge that crosses a channel. Bridge support column needs to be evaluated for structural integrity. Existing bridge improvement plans and subsequent modification plans have been reviewed. An RFP will be prepared for hiring a consultant to perform the analysis in 2018. Other priorities in the capital program have delayed this project.

For Reporting Period July to September 2017

Well Filter Plant Rehabilitation

Project Management:	Handan Cirit	Project Number:	16408
Budget:	\$490,880.00	% of Goal Completion:	10%
Funding Source:	Water Depreciation Fund	Status:	On-Time
Goal Completion Date:	6/30/2018	Fiscal Year Goal:	Complete Design
Actual Completion Date:			

Comments: Liquid chemicals proposed to replace gas chemicals require permit consultations with the State prior to hiring a design consultant and proceeding with design. Design proposals are on hold. Staff is working with a hydro-geologist consultant to prepare technical information to submit to the State for permit consultation.

Pico Booster Pressure Station Pump Replacement

Project Management:	Handan Cirit	Project Number:	26408
Budget:	\$200,000.00	% of Goal Completion:	5%
Funding Source:	Water Depreciation Fund	Status:	On-Time
Goal Completion Date:	6/30/2018	Fiscal Year Goal:	Complete Design
Actual Completion Date:			

Comments: Pumps at the Pico Pump Station will be downsized to accommodate the new potable water storage capacity of Reservoir 11A. AKM consulting engineer's has been hired to design the pump station improvements.

Primary Clarifier 4 & 5 Rehabilitation

Project Management:	Mike Fakhar	Project Number:	16204
Budget:	\$572,330.00	% of Goal Completion:	10%
Funding Source:	Sewer Depreciation Fund	Status:	On-Time
Goal Completion Date:	6/30/2018	Fiscal Year Goal:	Complete Construction
Actual Completion Date:			

Comments: This project will replace aging bearings, flights, shafts, and gear assembly in Clarifiers No. 4 and No.5 to ensure reliability of the clarify process. Re-lining of the concrete walls is also needed to extend the life of the tank concrete structure. Due to anticipated El Nino, Clarifier No. 4 construction was held back so it could be used for storage at WRP. Construction to replace sludge collection equipment in Clarifier No. 5 started first and is now complete. Contract for rehabilitation of Clarifier No. 4 is awarded. Construction of rehabilitations for Clarifier No. 4 has started.

For Reporting Period July to September 2017

WRP Electrical System Replacements

Project Management:	Handan Cirit	Project Number:	16205
Budget:	\$984,880.00	% of Goal Completion:	25%
Funding Source:	Sewer Depreciation Fund	Status:	On-Time
Goal Completion Date:	6/30/2018	Fiscal Year Goal:	Complete Design
Actual Completion Date:			

Comments: Project preliminary design is nearing completion. Project behind schedule due to lack of progress by the design engineer.

WRP Sluice Gate Replacement

Project Management:	Ken Burtech	Project Number:	26212
Budget:	\$67,390.00	% of Goal Completion:	40%
Funding Source:	Sewer Depreciation Fund	Status:	On-Time
Goal Completion Date:	6/30/2018	Fiscal Year Goal:	Complete Construction
Actual Completion Date:			

Comments: There are 5 sluice gates throughout the Water Reclamation Plant have reached the end of their useful life due to corrosion and are in need of replacement. Utilities maintenance staff has ordered the gates and is working with a contractor on installation details. Two of the fives gates have been installed.

WRP Laboratory Rehabilitation

Project Management:	Larry Brotman	Project Number:	16206
Budget:	\$92,140.00	% of Goal Completion:	0%
Funding Source:	Sewer Depreciation Fund	Status:	Hold
Goal Completion Date:	6/30/2018	Fiscal Year Goal:	TBD
Actual Completion Date:			

Comments: The WRP laboratory is over 25 years old. Currently lab services are contracted to a local vendor. Staff is working with the contracted vendor on an upgrade evaluation to determine equipment needs and a cost estimate to rehabilitate the laboratory to current standards.

Updated Status: The Utilities Laboratory Coordinator has completed all requirements and applications for the WRP Environmental Laboratory to be inspected by State Water Resources Control Board prior to Environmental Laboratory Accreditation Program (ELAP) licensing of our facility. This process is expected to be completed within the next 2 months but is dependent on their timetable. Remodeling of the WRP Environmental Laboratory will include State Agency input from this inspection and until completed, the project must remain on hold.

For Reporting Period July to September 2017

Marine Safety Building SR&U

Project Management:	Amir Ilkhanipour	Project Number:	16530
Budget:	\$956,460.00	% of Goal Completion:	20%
Funding Source:	Fac. Maint. Rsv. Fund	Status:	On-Time
Goal Completion Date:	6/30/2018	Fiscal Year Goal:	Complete Design & Permitting
Actual Completion Date:			

Comments: TranSystems (consultant) has been hired to conduct an assessment and design, and prepare bid documents and permitting for the building and sheet pile wall. The assessment is completed which identifies required improvements and cost estimates to extend the life of the facility by approximately 10 years. Permitting and design are underway. Due to not being able to work during summers, construction is anticipated in Fall of 2019.

M00S05 Montalvo Canyon Outlet/ Study

Project Management:	Amir Ilkhanipour	Project Number:	16004/ 22001
Budget:	\$391,550.00	% of Goal Completion:	15%
Funding Source:	Local Drain. Fac. Fund	Status:	On-Time
Goal Completion Date:	6/30/2018	Fiscal Year Goal:	Complete Design and Permitting
Actual Completion Date:			

Comments: This project consists of hydrologic and hydraulic studies, final design, environmental processing and permitting for the needed improvements to the reach of Montalvo Canyon natural waterway, in the proximity of the ocean outlet. Army Corps of Engineers, Fish & Game and Coastal Commission permits need to be secured prior to construction. A contract was awarded to a consultant on March 15, 2016 to perform the above work and prepare construction documents for public advertising. Currently, permit applications with the regulatory agencies based on 30% complete plans has started. Combined PN 22001 (Montalvo Canyon Study) budget into this project.

LED Street Light Conversion

Project Management:	Tom Bonigut	Project Number:	16505
Budget:	\$50,440.00	% of Goal Completion:	100%
Funding Source:	Facilities Maintenance	Status:	Done
Goal Completion Date:	8/30/2017	Fiscal Year Goal:	Complete Construction
Actual Completion Date:	8/30/2017		

Comments: Project completed at the end of August 2017.

For Reporting Period July to September 2017

Sidewalk Repair and Improvements FY 2017

Project Management:	Ben Parker	Project Number:	27307
Budget:	\$149,460.00	% of Goal Completion:	25%
Funding Source:	General Fund	Status:	On-Time
Goal Completion Date:	6/30/2018	Fiscal Year Goal:	Complete Construction
Actual Completion Date:			

Comments: To reduce administrative costs, FY16 and FY17 projects to be combined. Approximately 75% of sidewalks inspections required to use up available funding have been completed, however, project delayed due to higher priority grant funded projects.

Avenida Pico- Amanacer to Courtyards

Project Management:	Ben Parker	Project Number:	17328
Budget:	\$1,176,220.00	% of Goal Completion:	25%
Funding Source:	Gas Tax Fund	Status:	On-Time
Goal Completion Date:	6/30/2018	Fiscal Year Goal:	Complete Construction
Actual Completion Date:			

Comments: Project scope revised with limits from Calle Frontera to Avenida La Pata.

Avenida Pico- Los Molinos to Pico Plaza

Project Management:	Ben Parker	Project Number:	17329
Budget:	\$450,000.00	% of Goal Completion:	0%
Funding Source:	Gas Tax Fund	Status:	Hold
Goal Completion Date:		Fiscal Year Goal:	TBD
Actual Completion Date:			

Comments: Waiting on Caltrans to finish Pico work.

Camino Capistrano - ECR to Del Gado Rd.

Project Management:	Ben Parker	Project Number:	17334
Budget:	\$133,810.00	% of Goal Completion:	25%
Funding Source:	Gas Tax Fund	Status:	On-Time
Goal Completion Date:	6/30/2018	Fiscal Year Goal:	Complete Construction
Actual Completion Date:			

Comments: Slurry seal project will include restriping to provide for a class II bicycle lane. Waiting on striping approval. Target bidding November 2017.

For Reporting Period July to September 2017

Camino De Estrella- I-5 to City Limit

Project Management:	Ben Parker	Project Number:	17332
Budget:	\$145,900.00	% of Goal Completion:	25%
Funding Source:	Gas Tax Fund	Status:	On-Time
Goal Completion Date:	6/30/2018	Fiscal Year Goal:	Complete Construction
Actual Completion Date:			

Comments: Target scheduled to bid in November 2017.

Camino De Los Mares- Vaquero to I-5

Project Management:	Ben Parker	Project Number:	17330
Budget:	\$100,000.00	% of Goal Completion:	10%
Funding Source:	Gas Tax Fund	Status:	On-Time
Goal Completion Date:	6/30/2018	Fiscal Year Goal:	Complete Design
Actual Completion Date:			

Comments: Delayed by higher priority grant funded projects (Caltrans). Project will be designed by consultant to prepare project for future grant opportunities.

Camino Mira Costa- Estrella to City Limit

Project Management:	Ben Parker	Project Number:	17333
Budget:	\$165,760.00	% of Goal Completion:	25%
Funding Source:	Gas Tax Fund	Status:	On-Time
Goal Completion Date:	6/30/2018	Fiscal Year Goal:	Complete Construction
Actual Completion Date:			

Comments: Slurry seal project will include proposed striping revisions to address complete streets concepts. Waiting on striping approval. Target schedule to bid in November 2017.

Traffic Signals Protected/Permissive Conversions

Project Management:	Tom Frank	Project Number:	17335
Budget:	\$272,320.00	% of Goal Completion:	25%
Funding Source:	Gas Tax Fund	Status:	On-Time
Goal Completion Date:	6/30/2018	Fiscal Year Goal:	Complete Construction
Actual Completion Date:			

Comments: Bid package is targeted for bidding in January 2018.

For Reporting Period July to September 2017

Bonito Canyon Park Restroom Rehabilitation

Project Management:	Tom Bonigut	Project Number:	17511
Budget:	\$392,050.00	% of Goal Completion:	50%
Funding Source:	General Fund	Status:	Delay
Goal Completion Date:	4/2/2018	Fiscal Year Goal:	Complete Construction
Actual Completion Date:			

Comments: Project delayed due to departure of key staff person. Overall completion planned by the start of the second quarter of calendar 2018.

Concordia Elementary Safe Routes to School FY 2017

Project Management:	Ben Parker	Project Number:	17326
Budget:	\$1,216,600.00	% of Goal Completion:	25%
Funding Source:	Gen Fund/ATP Grant	Status:	On-Time
Goal Completion Date:	6/30/2018	Fiscal Year Goal:	Complete Construction
Actual Completion Date:			

Comments: Project awarded. Has been designed and preconstruction coordination is underway.

Shorecliffs Safe Routes to School

Project Management:	Ben Parker	Project Number:	17327
Budget:	\$854,610.00	% of Goal Completion:	25%
Funding Source:	Gen Fund/ATP Grant	Status:	On-Time
Goal Completion Date:	6/30/2018	Fiscal Year Goal:	Complete Design
Actual Completion Date:			

Comments: Consultant preparing 50% design.

Vista Bahia Park Restroom Rehabilitation

Project Management:	Tom Bonigut	Project Number:	17512
Budget:	\$396,240.00	% of Goal Completion:	45%
Funding Source:	General Fund	Status:	Delay
Goal Completion Date:	4/2/2018	Fiscal Year Goal:	Complete Construction
Actual Completion Date:			

Comments: Project delayed due to departure of key staff person. Will resume remaining final design and bidding in 4th quarter of calendar 2017, with overall completion planned by the start of second quarter calendar 2018.

For Reporting Period July to September 2017

Recycled Water Expansion Phase II

Project Management:	D.Rebensdorf/ H. Cirit	Project Number:	17407
Budget:	\$277,910.00	% of Goal Completion:	90%
Funding Source:	Water Penalty Rsrv.	Status:	On-Time
Goal Completion Date:	6/30/2018	Fiscal Year Goal:	Complete Modeling
Actual Completion Date:			

Comments: The study will evaluate availability of recycled water to add customers and evaluate infrastructure needs. AKM is modeling existing customers to determine if there is excess capacity for additional customers. Data gathering and verification has been time consuming.

Reservoir 3 Drainage Improvements

Project Management:	Amir Ilkhanipour	Project Number:	27405
Budget:	\$199,520.00	% of Goal Completion:	10%
Funding Source:	Water Depreciation Fund	Status:	Delay
Goal Completion Date:	6/30/2018	Fiscal Year Goal:	Secure Easement
Actual Completion Date:			

Comments: Reservoir 3 is in need of drainage improvements. Drainage devices need to be designed and constructed so that the reservoir storm runoff can safely be conveyed into Calle Rica, just downstream of the reservoir. A consultant was hired to design and prepare a bid package for public advertising. A drainage easement needs to be acquired prior to construction. Staff has attempted to negotiate with property owner, however, the owner has not been responsive to the request.

Calle Toledo Storm Drain Improvements

Project Management:	Amir Ilkhanipour	Project Number:	17008
Budget:	\$42,540.00	% of Goal Completion:	5%
Funding Source:	Storm Drain Depreciation	Status:	On-Time
Goal Completion Date:	6/30/2018	Fiscal Year Goal:	Resolve Dispute
Actual Completion Date:			

Comments: Construction is completed; however, there is currently a dispute between City and the contractor regarding a change order as a result of weather delays that staff is addressing.

For Reporting Period July to September 2017

Avenida Palizada

Project Management:	Ben Parker	Project Number:	17340
Budget:	\$154,430.00	% of Goal Completion:	25%
Funding Source:	Street Improvement Fund	Status:	On-Time
Goal Completion Date:	6/30/2018	Fiscal Year Goal:	Complete Construction
Actual Completion Date:			

Comments: Project was sent to bid, however, staff to recommend rejecting bids, and re-bid. Project to be rebid to reduce costs.

Avenida Presidio

Project Management:	Ben Parker	Project Number:	17341
Budget:	\$796,970.00	% of Goal Completion:	25%
Funding Source:	Street Improvement Fund	Status:	Delay
Goal Completion Date:	6/30/2018	Fiscal Year Goal:	25% Construction
Actual Completion Date:			

Comments: Opened bids, however, staff to recommend rejecting bids and re-bid. Project to be regrouped to reduce costs.

South La Esperanza

Project Management:	Ben Parker	Project Number:	17343
Budget:	\$459,460.00	% of Goal Completion:	25%
Funding Source:	Street Improvement Fund	Status:	On-Time
Goal Completion Date:	6/30/2018	Fiscal Year Goal:	25% Construction
Actual Completion Date:			

Comments: Curb ramp review completed. To be regrouped with other projects. Project delayed due to higher priority grant funded projects.

Via Cascadita

Project Management:	Ben Parker	Project Number:	17345
Budget:	\$357,860.00	% of Goal Completion:	0%
Funding Source:	Street Improvement Fund	Status:	Not Started
Goal Completion Date:	6/30/2018	Fiscal Year Goal:	Complete Construction
Actual Completion Date:			

Comments: Engineering will delay the project to facilitate a Storm Drain CIP project and Shorecliffs Safe Routes to School project underway.

For Reporting Period July to September 2017

As Needed Pavement Repairs

Project Management:	Ben Parker	Project Number:	27306
Budget:	\$300,000.00	% of Goal Completion:	25%
Funding Source:	Street Improvement Fund	Status:	On-Time
Goal Completion Date:	6/30/2018	Fiscal Year Goal:	Complete Construction
Actual Completion Date:			

Comments:

Avenida Pico- Class I Bike/Pedestrian Path Phase I

Project Management:	Tom Frank	Project Number:	17337
Budget:	\$300,000.00	% of Goal Completion:	50%
Funding Source:	RCFPP Fund	Status:	On-Time
Goal Completion Date:	6/30/2018	Fiscal Year Goal:	Complete Design
Actual Completion Date:			

Comments: Design for Class I Bike/Pedestrian Path adjacent to westbound Avenida Pico between Camino Vera Cruz and Calle Frontera. Design planned for November through June 2018. Project was delayed due to addressing construction and implementation challenges of several large high priority projects.

Avenida Pico/Camino Vera Cruz Intersection Improvements

Project Management:	Tom Frank	Project Number:	17338
Budget:	\$375,000.00	% of Goal Completion:	50%
Funding Source:	RCFPP Fund	Status:	On-Time
Goal Completion Date:	6/30/2018	Fiscal Year Goal:	Complete Construction
Actual Completion Date:			

Comments: Modify the intersection of Avenida Pico and Camino Vera Cruz to allow Class II striped bike lanes in both directions on Avenida Pico. Design and construction will be coordinated with Ave Pico resurfacing project. Targeted for bid by October 2017. Project was delayed due to delay in addressing construction and implementation challenges of several large high priority projects.

For Reporting Period July to September 2017

Avenida Vista Hermosa/Target Intersection Improvements

Project Management:	Tom Frank	Project Number:	17339
Budget:	\$425,000.00	% of Goal Completion:	25%
Funding Source:	RCFPP Fund	Status:	On-Time
Goal Completion Date:	6/30/2018	Fiscal Year Goal:	Complete Construction
Actual Completion Date:			

Comments: Modify the intersection of Avenida Vista Hermosa at the Target entrance to allow Class II striped bike lanes in both directions on Avenida Vista Hermosa. Target bid date April 2018. Project delayed to address several high priority transportation projects in construction.

Camino Vera Cruz/Costa Intersection Control

Project Management:	Tom Frank	Project Number:	17347
Budget:	\$565,660.00	% of Goal Completion:	25%
Funding Source:	Gas Tax Fund	Status:	On-Time
Goal Completion Date:	6/30/2018	Fiscal Year Goal:	Bid Project
Actual Completion Date:			

Comments: Consultant hired to complete intersection control evaluation (ICE) analysis and feasibility of roundabout versus traffic signal. Feasibility memo submitted with conceptual designs complete for both intersection design alternatives. Begin design in January 2018.

Pressure Reducing Station Vault Lid Replacements

Project Management:	Shawn Ryan	Project Number:	27404
Budget:	\$98,260.00	% of Goal Completion:	40%
Funding Source:	Water Depreciation Fund	Status:	On-Time
Goal Completion Date:	6/30/2018	Fiscal Year Goal:	Complete Construction
Actual Completion Date:			

Comments: One of the three vaults located off Via Socorro is currently under construction and receiving a new vault lid and some minor repairs inside the box. The Columbo vault will receive new hatch parts and should operate properly once installed. The vault lid off of Costero Risco needs major repairs done and will require its own project. The third vault will receive new hatch parts and should operate properly once installed.

For Reporting Period July to September 2017

Vaquero Lift Station Removal

Project Management:	Shawn Ryan	Project Number:	27206
Budget:	\$125,000.00	% of Goal Completion:	10%
Funding Source:	Sewer Depreciation Fund	Status:	On-Time
Goal Completion Date:	6/30/2018	Fiscal Year Goal:	Complete Design/ Secure Easement
Actual Completion Date:			

Comments: This lift station is no longer needed as a result of sewage flow being directed to the Frontera Lift Station. Mechanical and electrical components will be removed and salvaged. All wet and dry utility connections will be abandoned from adjacent active systems and the structure will be demolished. It was discovered from pulling a preliminary title report and researching recorded maps there is no easement for the asset. Half of the asset lies on HOA property. A letter will be sent to the HOA and their response will dictate the next step in the process.

Maintenance Yard Covers

Project Management:	Mike Fakhar	Project Number:	17808
Budget:	\$477,490.00	% of Goal Completion:	5%
Funding Source:	Clean Ocean Fund	Status:	On-Time
Goal Completion Date:	6/30/2018	Fiscal Year Goal:	Complete Construction
Actual Completion Date:			

Comments: This project is needed to comply with the Stormwater Permit from the Regional Water Quality Control Board. The project will provide a permanent cover over the bulk material stockpile storage bays at the Water Reclamation Plant. The stockpile bays need coverage in order to prevent prohibited discharges during rain events to the adjacent Segunda Deshecha Channel and Pacific Ocean. Design of the roof covers is complete. The design is complete. Plans are being processed through the City's discretionary review process for approval and for plan check through the Building Department. Project is being publically bid. Construction is expected to start early 2018.

WRP Gravity Belt Thickener Replacement

Project Management:	Amir Ilkhanipour	Project Number:	17204/26211
Budget:	\$341,040.00	% of Goal Completion:	20%
Funding Source:	Sewer Depreciation Fund	Status:	On-Time
Goal Completion Date:	6/30/2018	Fiscal Year Goal:	Complete Design
Actual Completion Date:			

Comments: The gravity belt thickeners (GBTs) at the Water Reclamation Plant provide for the dewatering of sewage sludge to improve the biological digestion process. The GBTs are over 25 years old and have met their useful life. Via a Request for Proposals (RFP) for design and preparation of a bid package a consultant was selected and City Council awarded a contract on July 18, 2017. Construction funds need to be secured in FY19. Staff is currently implementing improvements to the solids conveyer system as part of this project budget.

For Reporting Period July to September 2017

WRP Odor Control Systems Replacement

Project Management:	Handan Cirit	Project Number:	17205/36202
Budget:	\$1,258,560.00	% of Goal Completion:	50%
Funding Source:	Sewer Depreciation Fund	Status:	On-Time
Goal Completion Date:	6/30/2018	Fiscal Year Goal:	Complete Design
Actual Completion Date:			

Comments: Water Reclamation Plant Headworks and Solids Handling odor control facilities are approaching their useful life. Black and Veatch was hired to design odor control facilities replacement. Project design is 50% complete. Final design and permitting to be accomplished during this fiscal year.

WRP Gas Flare Rehabilitation

Project Management:	D. Rebensdorf/ M. Fakhra	Project Number:	17203
Budget:	\$579,900.00	% of Goal Completion:	25%
Funding Source:	Sewer Depreciation	Status:	On-Time
Goal Completion Date:	6/30/2018	Fiscal Year Goal:	25% Construction
Actual Completion Date:			

Comments: An RFP for design services was issued to qualified firms; however, no proposals were received. Staff is evaluating project delivery options. Design in process for flare and sludge heater equipment.

WRP Land Outfall Cathodic Protection

Project Management:	D. Rebensdorf/ M. Fakhra	Project Number:	27205
Budget:	\$347,480.00	% of Goal Completion:	5%
Funding Source:	Swr. Other/Wtr. Depr.Funds	Status:	On-Time
Goal Completion Date:	6/30/2018	Fiscal Year Goal:	Start Construction
Actual Completion Date:			

Comments: This project will install additional cathodic protection needed for the WRP Land Outfall. Based on an analysis and report by Corpro, City will prepare bid documents for construction of additional anode wells and rectifiers to protect the ductile iron pipelines from corrosion.

For Reporting Period July to September 2017

Los Molinos Lift Station Generator Replacement

Project Management:	Amir Ikhanipour	Project Number:	17202
Budget:	\$258,020.00	% of Goal Completion:	10%
Funding Source:	Sewer Depreciation Fund	Status:	On-Time
Goal Completion Date:	6/30/2018	Fiscal Year Goal:	75% Design
Actual Completion Date:			

Comments: The Los Molinos Lift Station is a critical facility in the Water Reclamation Plant that pumps approximately one-third of the City's sewage to the next processing station. The generator in this lift station is in need of replacement. Via a Request for Proposals (RFP) for design and preparation of a bid package, a consultant was selected and City Council awarded a contract on September 5, 2017. Construction funds need to be secured in FY19.

JRWSS Agency Projects

Project Management:	Dave Rebensdorf	Project Number:	27402
Budget:	\$3,080,210.00	% of Goal Completion:	25%
Funding Source:	Water Other Agency	Status:	Project-By-Others
Goal Completion Date:	6/30/2018	Fiscal Year Goal:	Complete Construction
Actual Completion Date:			

Comments: This is an assortment of CIP projects on the JRWSS water importation system managed by South Coast Water District on behalf of the JRWSS members.

Community Development 910 Negocio HVAC Replacement

Project Management:	Randy Little	Project Number:	16528
Budget:	\$164,200.00	% of Goal Completion:	15%
Funding Source:	Fac. Maint. Rsrv. Fund	Status:	Hold
Goal Completion Date:	6/30/2018	Fiscal Year Goal:	Complete Construction
Actual Completion Date:			

Comments: 56 HVAC units are at or very near the end of their useful life expectancy and their conditions are indicating replacement is inevitable at some point in the near future. Repairs have been numerous up to this point, and some replacement parts are no longer available. Newer, more energy efficient units will save on electricity costs in the long run. Eight of the 64 total HVAC units have been replaced over the last two fiscal years. Further HVAC replacements will be considered in coordination with the improvements for Community Development related to Temporary City Hall remodel.

For Reporting Period July to September 2017

Reservoirs 5A,8,10,12 and 14 Improvements

Project Management:	Handan Cirit	Project Number:	16410/ 15408
Budget:	\$4,334,607.00	% of Goal Completion:	25%
Funding Source:	Water Depreciation Fund	Status:	On-Time
Goal Completion Date:	6/30/2018	Fiscal Year Goal:	75% Construction
Actual Completion Date:			

Comments: This is a first phase of construction of chemical feed facilities at reservoirs 5A, 10 and 14 and mixers at reservoirs 5A, 10, 12 & 14 to minimize water stagnation in the reservoirs. Interior repairs will also be performed at reservoirs 10 &12 as part of the project. The project is combined with Reservoir 8 interior coating.

Data Cabling

Project Management:	Matt Squires	Project Number:	27805
Budget:	\$123,140.00	% of Goal Completion:	30%
Funding Source:	Information Technology Fund	Status:	On-Time
Goal Completion Date:	12/31/2017	Fiscal Year Goal:	Complete Construction
Actual Completion Date:			

Comments: Contract has been awarded.

910 Negocio Remodel - Temp City Hall Relocation

Project Management:	Ken Knatz	Project Number:	18804
Budget:	\$500,000.00	% of Goal Completion:	5%
Funding Source:	Gen. Fund/ Civic Cntr. Fund	Status:	On-Time
Goal Completion Date:	3/30/2018	Fiscal Year Goal:	Move City Hall staff to Negocio
Actual Completion Date:			

Comments: The City Hall building requires significant building system improvements. The scope of the City Hall renovations requires that staff be relocated for the duration of the project. The third floor of the City's existing facility at 910 Calle Negocio will be remodeled to support the relocation of City Hall; additionally the first floor of the Negocio building will be upgraded to improve customer service and work efficiency. The Negocio improvements need to be completed prior to any work being initiated at City Hall. Gensler Architects was hired in August 2017 to design the improvements to the Negocio building.

For Reporting Period July to September 2017

City Hall Feasibility and Geotechnical Study

Project Management:	Ken Knatz	Project Number:	38501
Budget:	\$300,000.00	% of Goal Completion:	0%
Funding Source:	Gen. Fund/ Civ. Cntr. Fund	Status:	Hold
Goal Completion Date:	6/30/2018	Fiscal Year Goal:	TBD
Actual Completion Date:			

Comments: The existing City Hall structure was occupied in 1960 and portions of the structure have been remodeled over the years. Based upon recommendations from the most recent study of the building, nearly all systems in the building are in need improvements/replacement. Additionally the study noted that significant structural upgrades are needed based upon the building being occupied by OCSD.

Slurry Seal- FY 2018

Project Management:	Ben Parker	Project Number:	28302
Budget:	\$286,000.00	% of Goal Completion:	25%
Funding Source:	General Fund	Status:	On-Time
Goal Completion Date:	6/30/2018	Fiscal Year Goal:	Complete Construction
Actual Completion Date:			

Comments: The City annually budgets to provide slurry seal to the City streets identified with the highest need, as determined by staff. The annual Slurry Seal Program extends the life of the existing City streets and delays the need for rehabilitation or reconstruction. The goal for slurry sealing public streets is a 7 to 10 year cycle as funding permits.

Major Street Maintenance Program - FY 2018

Project Management:	Ben Parker	Project Number:	28301
Budget:	\$550,000.00	% of Goal Completion:	25%
Funding Source:	Gen./Wtr.&Swr.Depr.Funds	Status:	On-Time
Goal Completion Date:	6/30/2018	Fiscal Year Goal:	Complete Construction
Actual Completion Date:			

Comments: With the expiration of the Street Improvement Program Assessment District, this funding is in even greater need to provide major maintenance for streets before they enter a phase of rapid deterioration. Work includes grinding, reconstructing deteriorated pavement areas, crack sealing and slurry seal or overlaying the existing pavement. Timely maintenance prevents more costly reconstruction in the future. Street projects for FY 2018 include: Calle Baranda, Calle Burro, Calle Paisano, Calle Reata, Calle Hidalgo, and parts of Calle Vallarta, Calle Acantilado, Calle Juarez, Via Juarez, and others if funds permit.

For Reporting Period July to September 2017

Sidewalk Repair and Improvements - FY 2018

Project Management:	Ben Parker	Project Number:	28303
Budget:	\$150,000.00	% of Goal Completion:	0%
Funding Source:	General Fund	Status:	Not Started
Goal Completion Date:		Fiscal Year Goal:	Begin Construction
Actual Completion Date:			

Comments: The Sidewalk Repair Program was established to repair deficient sidewalks and remove trip hazards throughout the City. The locations of deficient sidewalks to be repaired and or replaced are prioritized according to the extent of the vertical displacements. The program also administers a cost sharing feature with the property owners as described in Resolution 03-04.

Avenida Vista Hermosa - Turqueza to Vera Cruz

Project Management:	Ben Parker	Project Number:	18322
Budget:	\$532,000.00	% of Goal Completion:	0%
Funding Source:	Gas Tax Fund	Status:	Not Started
Goal Completion Date:		Fiscal Year Goal:	Complete Construction
Actual Completion Date:			

Comments: This project consists of rehabilitating deteriorated and deficient curb, gutter and access ramps, replacing failed pavement areas, and grinding and overlaying the street with two inches of asphalt.

Street Light LED Conversions - Phase II

Project Management:	Tom Bonigut	Project Number:	18806
Budget:	\$300,000.00	% of Goal Completion:	0%
Funding Source:	Fac. Maint. Rsrv. Fund	Status:	Not Started
Goal Completion Date:	6/15/2018	Fiscal Year Goal:	Complete Construction
Actual Completion Date:			

Comments: This project will replace existing High Pressure Sodium(HPS)street lights on public streets with Light Emitting Diode(LED)lights. The new LED lights will be "warm white" (3000 Kelvin)lights consistent with those installed under the FY 17 Phase I project. Areas anticipated to be converted under this project include public collector and residential streets in Forster Ranch, The Coast and other areas in the northern part of the City.

For Reporting Period July to September 2017

West Avenida Palizada Sidewalk Part A (100 Block) CDBG

Project Management:	Ben Parker	Project Number:	18324
Budget:	\$330,000.00	% of Goal Completion:	25%
Funding Source:	CDBG Fund	Status:	On-Time
Goal Completion Date:	6/30/2018	Fiscal Year Goal:	Complete Construction
Actual Completion Date:			

Comments: This project will install a continuous 4 foot wide sidewalk along West Avenida Palizada from El Camino Real to North Ola Vista. Due to the existing topography, installing the sidewalk will require West Avenida Palizada to be narrowed by 4 feet. Through public workshops this area has been identified as having the highest need of a continuous sidewalk. Design and permitting work is nearly complete under prior approved budgets, this is the General Fund portion of the project planned for FY 2018. Supplemental project funding will be programmed in CDBG Fund. This project is grouped with projects 16344 and 17348.

Maintenance Services Rehabilitation - FY 2018

Project Management:	Randy Little	Project Number:	28802
Budget:	\$250,000.00	% of Goal Completion:	5%
Funding Source:	General Fund	Status:	On-Time
Goal Completion Date:	6/30/2018	Fiscal Year Goal:	Complete Construction
Actual Completion Date:			

Comments: This program will support smaller corrective maintenance projects during each fiscal year. Anticipated projects for Fiscal Year 2018 include: Steed Park & San Luis Rey Phase 2 fence replacements; Beach Trail fence repair Phase 1 of 2; Pier restroom rehabilitation (walls, casework and interior finish); painting of North Beach Train Station walls and wood details; Steed Park plumbing upgrade(urinal clean outs); North Beach & Linda Lane restroom painting; and new beach swing sets (3 total). Other projects may be considered as the funding allows.

Reservoir No. 9 Drainage Improvements

Project Management:	Shawn Ryan	Project Number:	28401
Budget:	\$200,000.00	% of Goal Completion:	25%
Funding Source:	Water Depr. Rsrv. Fund	Status:	On-Time
Goal Completion Date:	6/30/2018	Fiscal Year Goal:	Complete Design
Actual Completion Date:			

Comments: During the winter storms in FY 2016, erosion occurred around the slopes descending from Reservoir No. 9. This project will improve the drainage within the site and remediate the site damage.

For Reporting Period July to September 2017

Sewer System Lining

Project Management:	Shawn Ryan	Project Number:	28206
Budget:	\$200,000.00	% of Goal Completion:	25%
Funding Source:	Sewer Depr. Rsrv. Fund	Status:	On-Time
Goal Completion Date:	6/30/2018	Fiscal Year Goal:	Complete Construction
Actual Completion Date:			

Comments: Sewer lines and manholes throughout the City will be lined on an as-needed basis to increase service life and to prevent sewer leaks. The locations are determined by the City's Utilities staff underground video of pipelines or inspection of manholes.

Arterial Street Pavement Maintenance

Project Management:	Ben Parker	Project Number:	18321
Budget:	\$700,000.00	% of Goal Completion:	25%
Funding Source:	Gas Tax Fund	Status:	On-Time
Goal Completion Date:	6/30/2018	Fiscal Year Goal:	Complete Construction
Actual Completion Date:			

Comments: This project consists of rehabilitating several arterials as a cost saving measure to extend the life of the existing rubberized pavement areas. The project will reconstruct deteriorated pavement areas, crack seal and slurry seal the existing pavement. As a part of the project, the City will repurpose the travel lane alignments to best serve the users of the roadway. Street projects for FY2018 include: Ave La Pata-Calle Saluda to Via Onda/Ave Pico; Ave Visa Hermosa -Camino Vera Cruz to Ave La Pata; Ave Vista Hermosa -Ave Pico to Ave La Pata; and Camino Vera Cruz -Camino De Los Mares to Ave Vista Hermosa, and others if funds permit.

Radar Speed Signs - La Pata & Del Rio

Project Management:	Tom Frank	Project Number:	18809
Budget:	\$35,000.00	% of Goal Completion:	5%
Funding Source:	Air Quality Impr. Fund	Status:	On-Time
Goal Completion Date:	6/30/2018	Fiscal Year Goal:	Complete Construction
Actual Completion Date:			

Comments: This project will install two radar speed limit signs, one on the downhill section of the Camino Del Rio Extension, and the other on the downhill section of the La Pata Extension, to inform and warn motorists of their speeds.

For Reporting Period July to September 2017

Alley Pavement Rehabilitation

Project Management:	Ben Parker	Project Number:	18326/ 18328
Budget:	\$674,000.00	% of Goal Completion:	25%
Funding Source:	Street Improvement Fund	Status:	On-Time
Goal Completion Date:	6/30/2018	Fiscal Year Goal:	Complete Construction
Actual Completion Date:			

Comments: Work includes grinding, reconstructing deteriorated pavement areas, replacing failed curb and gutter, curb ramps, alley gutters, and overlaying the existing pavement. Alley pavement projects anticipated for FY 18 include the alley to the west of El Camino Real between Avenida Cabrillo and W. Marquita, and from W. Mariposa to W. Escalones, and possibly other segments if funds permit.

FY 2018 Street Improvement Projects

Project Management:	Tom Frank	Project Number:	18327
Budget:	\$2,000,000.00	% of Goal Completion:	25%
Funding Source:	Street Improvement Fund	Status:	On-Time
Goal Completion Date:	6/30/2018	Fiscal Year Goal:	Complete Construction
Actual Completion Date:			

Comments: The project consists of rehabilitating Ave. Palizada from El Camino Real to Ola Vista; Calle Puente from Del Poinente to Ave. Palizada; Ave. Rosa from Ola Vista to Ave. Monterey; Cazador Lane from Ola Vista to Elena Lane; Ave. Madrid from Ola Vista to Ave. Victoria; Ave. Barcelona from El Camino Real to Ola Vista, Ave. Calafia, and Vista Valinda. Deteriorated and deficient curb, gutter, curbs ramps, and failed pavement areas will be reconstructed as needed, and the street will be cold milled and paved with a 2-inch cap or slurry sealed as needed. Additional localized pavement repairs will also be completed on Ave. Cabrillo, Ave. Monterey, Elena Lane, Pasadena Court, Ave. Victoria, and other locations as budget allows.

Traffic Signal Battery Backup Systems - Phase II

Project Management:	Tom Frank	Project Number:	18807
Budget:	\$100,000.00	% of Goal Completion:	25%
Funding Source:	Fac. Maint. Rsrv. Fund	Status:	On-Time
Goal Completion Date:	6/30/2018	Fiscal Year Goal:	Complete Construction
Actual Completion Date:			

Comments: This project includes replacing two antiquated and unreliable traffic signal battery backup systems. Both intersection locations along Avenida Pico at Plaza Pacifica east and Plaza Pacifica west will be upgraded. These battery backup systems provide temporary power to traffic signals during power outages.

For Reporting Period July to September 2017

Camino Del Rio Trailhead Signs and Fencing

Project Management:	Tom Bonigut	Project Number:	18805
Budget:	\$25,000.00	% of Goal Completion:	0%
Funding Source:	General Fund	Status:	Not Started
Goal Completion Date:	6/29/2018	Fiscal Year Goal:	Complete Construction
Actual Completion Date:			

Comments: This project will install trail map and rules signage and fencing on both sides of the Camino Del Rio Extension along the Forster Ridgeline Trail to inform trail users and control access.

FY 2018 Opportunistic Sand Replenishment

Project Management:	Tom Bonigut	Project Number:	28706
Budget:	\$250,000.00	% of Goal Completion:	0%
Funding Source:	General Fund	Status:	Not Started
Goal Completion Date:		Fiscal Year Goal:	TBD
Actual Completion Date:			

Comments: Beach quality sand may become available from a County project during FY 18, and the County may share in costs to transport sand to the City. This project will reserve funds for any additional permitting work, or City matching funds that may be needed. Sand would be placed at North Beach or possibly Linda Lane Beach, depending on resources agency permit requirements. Potential sand quantity is unknown at this time. When additional details are available, a report will be provided to the City Council for consideration on pursuing another replenishment project.

Playground Equipment Replacements FY 2018

Project Management:	Tom Bonigut	Project Number:	18143
Budget:	\$300,000.00	% of Goal Completion:	0%
Funding Source:	Park Asset Rsrv. Fund	Status:	Not Started
Goal Completion Date:		Fiscal Year Goal:	Bid Project
Actual Completion Date:			

Comments: This project will provide for an in-kind replacement of equipment and safety surfacing at the Rancho San Clemente Park Playgrounds, consistent with the playground replacement approach and plan approved by the City Council.

For Reporting Period July to September 2017

Ralph's Skate Park Lighting

Project Management:	Tom Bonigut	Project Number:	18511
Budget:	\$150,000.00	% of Goal Completion:	0%
Funding Source:	Parks Acquisition Fund	Status:	Not Started
Goal Completion Date:		Fiscal Year Goal:	TBD
Actual Completion Date:			

Comments: The Ralph's Skate Park Lighting project will provide walkway light poles and LED light fixtures that will be activated by a timer. A donation from the San Clemente Skate Park Coalition in the amount of \$50k to \$75k (as determined by the City Council) will offset impacts to the Parks Acquisition and Development Fund. Project will not start until required donation level is provided to the City.

WRP Security Gate

Project Management:	Amir Ilkhanipour	Project Number:	18203
Budget:	\$200,000.00	% of Goal Completion:	10%
Funding Source:	Swr. & Wtr. Depr. Funds	Status:	On-Time
Goal Completion Date:	6/30/2018	Fiscal Year Goal:	Complete Design & Permitting
Actual Completion Date:			

Comments: The security gate at Water Reclamation Plant Road is in need of replacement due to its age and difficulty in finding replacement parts. Staff is recommending replacement and relocation of the gate to improve security at the facility. Via a Request for Proposals (RFP) for design and preparation of a bid package a consultant has been selected. Staff is recommending awarding a contract in the October 17, 2017 City Council meeting.

Calle de Industrias/ Los Molinos Storm Drain Extension

Project Management:	Amir Ilkhanipour	Project Number:	18006
Budget:	\$400,000.00	% of Goal Completion:	0%
Funding Source:	Local Drainage Fac. Fund	Status:	Not Started
Goal Completion Date:	6/30/2018	Fiscal Year Goal:	Complete Design
Actual Completion Date:			

Comments: Currently there is no storm drain system within Calle Los Molinos north of Avenida Pico. It is proposed to extend an 18-inch storm drain from Avenida Pico north beyond the intersection of Calle de Industrias/Calle Los Molinos to collect and control storm runoff in this area. The storm drain design is contingent upon the street design which has not started yet.

For Reporting Period July to September 2017

Traffic Signal Cabinet Replacement

Project Management:	Tom Frank	Project Number:	18808
Budget:	\$50,000.00	% of Goal Completion:	0%
Funding Source:	Fac. Maint. Rrsv. Fund	Status:	Not Started
Goal Completion Date:	6/30/2018	Fiscal Year Goal:	Complete Construction
Actual Completion Date:			

Comments: This project will replace a rusted traffic signal cabinet with a stainless steel cabinet at the Del Presidente/Concordia school entrance traffic signal. The new cabinet will provide a weatherproof enclosure for the traffic signal computer housed inside. This project is grouped with project 18807.

Avenida Pico Widening- I-5 to Frontera

Project Management:	Tom Frank	Project Number:	18325
Budget:	\$200,000.00	% of Goal Completion:	10%
Funding Source:	RCFPP Fund	Status:	On-Time
Goal Completion Date:	6/30/2018	Fiscal Year Goal:	Complete Design
Actual Completion Date:			

Comments: This project will prepare the design for future widening of Avenida Pico from I-5 east to just east of Calle Frontera to accommodate bicycle lanes in both directions. It will address the remaining gap, and once constructed, Avenida Pico will have Class II bike lanes in both directions along its entire length from North Beach to the Talega community. The timing of construction will depend on future availability of City and/or grant funds. Completing the design will help develop more competitive grant funding applications.

Boys and Girls Club Basketball Court Light Replacements

Project Management:	Tom Bonigut	Project Number:	18510
Budget:	\$25,000.00	% of Goal Completion:	0%
Funding Source:	Facilities Maint. Rsrv.	Status:	Not Started
Goal Completion Date:	4/30/2018	Fiscal Year Goal:	Complete Construction
Actual Completion Date:			

Comments: This project will replace deteriorated light poles and lights at the Boys and Girls Club basketball courts. New poles and "warm white" LED court lighting will be installed.

For Reporting Period July to September 2017

Street Improvement Design FY18

Project Management:	Ben Parker	Project Number:	24300
Budget:	\$75,000.00	% of Goal Completion:	25%
Funding Source:	Street Improvement Fund	Status:	On-Time
Goal Completion Date:	6/30/2018	Fiscal Year Goal:	Complete Design
Actual Completion Date:			

Comments: This project provides for design of street improvements scheduled for construction in the following fiscal year.

Dead-End Water System Improvements

Project Management:	Kevin Lussier	Project Number:	24402
Budget:	\$50,000.00	% of Goal Completion:	25%
Funding Source:	Water Depreciation Fund	Status:	On-Time
Goal Completion Date:	6/30/2018	Fiscal Year Goal:	Complete Construction
Actual Completion Date:			

Comments: There are several locations throughout the City where potable water mains "dead-end," and subsequently, the water at the end of the pipe does not have the ability to cycle through the potable water distribution system. By installing a fire hydrant or blow-off at the pipe terminus, operators will be able to flush the stagnated water out of the system. This will allow the Utilities Division to more effectively maintain water quality throughout the potable water system.
