



**AGENDA FOR THE REGULAR MEETING  
OF THE PUBLIC SAFETY TASK FORCE  
FOR THE CITY OF SAN CLEMENTE, CALIFORNIA**

**Wednesday, September 27 2017  
4:00 p.m.**

**Fireside Room  
100 N. Calle Seville  
San Clemente, California 92672**

- 1. CALL TO ORDER**
- 2. PLEDGE OF ALLEGIANCE**
- 3. ROLL CALL**
- 4. APPROVAL OF MINUTES**
- 5. PUBLIC ORAL COMMUNICATION – Time limitation: 15 MINUTES**
- 6. REVIEW CRIME DATA**
- 7. CODE ENFORCEMENT UPDATE**
  - Presentation by City of San Clemente Code Enforcement Manager Adam Atamian, and Code Enforcement Office Beverly Thompson
- 8. PUBLIC SAFETY STRATEGIC PLAN**
- 9. PUBLIC ORAL COMMUNICATION – Time limitation: 15 MINUTES**
- 10. RECOMMENDATIONS**
- 11. ADJOURNMENT**

Adjourn to the Adjourned Regular Public Safety Task Force Meeting to be held at 4:00 p.m. on October 19 in Fireside Room located at 100 N. Calle Seville, San Clemente, CA.

**MINUTES OF THE ADJOURNED REGULAR MEETING  
OF THE CITY OF SAN CLEMENTE  
PUBLIC SAFETY TASK FORCE**

**August 18, 2017 @ 4:00 p.m.**

**Conference Room A  
910 Calle Negocio  
San Clemente, California 92672**

**1. CALL TO ORDER**

Councilmember, Chris Hamm called the Regular Meeting of the Public Safety Task Force of the City of San Clemente to order at 4:00 p.m.

**2. PLEDGE OF ALLEGIANCE**

Councilmember Chris Hamm led the Pledge of Allegiance.

**3. ROLL CALL**

Committee Members Present: Mayor Kathy Ward, Councilmember Chris Hamm, Don Brown, Kay Childs, Anthony Harrelson, William Hart, Mike Peters, Steve Streger

Committee Members Absent: Jim Nielsen, Lou Leto, Steve Swartz

Staff Present: Erik Sund, Assistant City Manager  
Courtney Farrell, Sr. Administrative Assistant

**4. ORAL COMMUNICATION**

Patricia Drown, San Clemente, spoke on behalf of San Clemente Domestic Violence Task Force, what they do for our community and the importance of having a rape evidence collection center.

**6. REVIEW CRIME DATA**

Lieutenant Peters went over June 2017 Crime Data, and responded to members of the task force inquiries. Crime Rate presentation is attached. Attachment 1

**7. ORANGE COUNTY HOMELESS UPDATE**

Orange County Director of Care Coordinator Susan Price, gave a presentation on Orange County's homelessness and solutions. A copy of Price's handout is attached. Attachment 2.

**8. PUBLIC SAFETY CONTRACT OVERVIEW**

Presentation by Erik Sund, spoke on services contracted with Orange County Sheriff's Department, new annual contract each fiscal year, FY 2017-18 contract, and the total contract cost. A copy of Sund's PowerPoint is attached. Attachment 3.

**9. ORAL COMMUNICATION CONTINUED**

Gary Headrick, San Clemente, Speaking on behalf of San Clemente Green and the issues of the nuclear waste at San Onofre.

Roger Johnson, San Clemente, Spoke of the dangers of San Onofre nuclear waste and what we can do to fight it.

Charles Langley, El Cajon, Speaking on behalf of Public Watchdogs about emergency planning for San Clemente with the nuclear waste at San Onofre.

Nina Babiarz, La Mesa, Continued speaking on behalf of Public Watchdogs about emergency planning for San Clemente with the nuclear waste at San Onofre.

Mary Lou Smith, San Clemente, Spoke about the San Clemente Senior Center and homelessness issues.

**10. ADJOURNMENT**

Adjourn to the Adjourned Regular Public Safety Task Force Meeting to be held at 4:00 p.m. on September 27, 2017 in Fireside Room located at 100 N. Calle Seville, San Clemente, CA.

---

Councilmember, Chris Hamm

---

Mayor, Kathy Ward



# June 2017 Crime Stats

## Notable

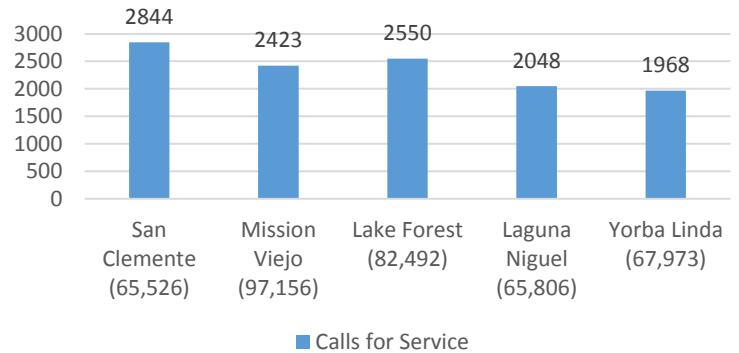
**Criminal Increase:**

**Thefts from Vehicles:** Out of 32, 16 were from unlocked vehicles.

**Air Support was extremely active for the city:**  
 Hill side human remains investigation  
 3 days of shark tagging  
 Missing child, stolen vehicle and Residential Burglary.

6 Trainees in the field. Expected to be off training in September.

## Calls for Service



**447 Offenses**  
**104 Arrests**  
**27 Actively on Parole**  
**Total Consumed Time: 74.15%**

## Response Time

Traffic 97 Citations

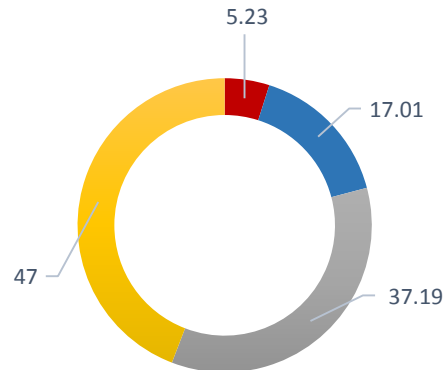
Largest infractions:

Failure to Obey Control Sign – 24

Basic Speed Law – 18

Driving While Using a Wireless Telephone – 10

Enforcement Index 22.67

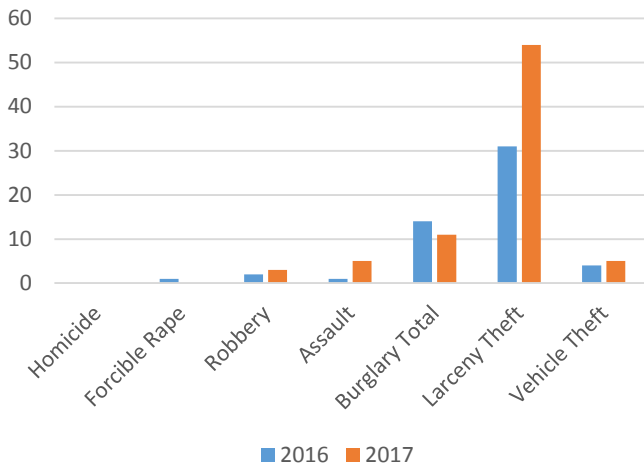


■ Priority 1 ■ Priority 2 ■ Priority 3 ■ Priority 4

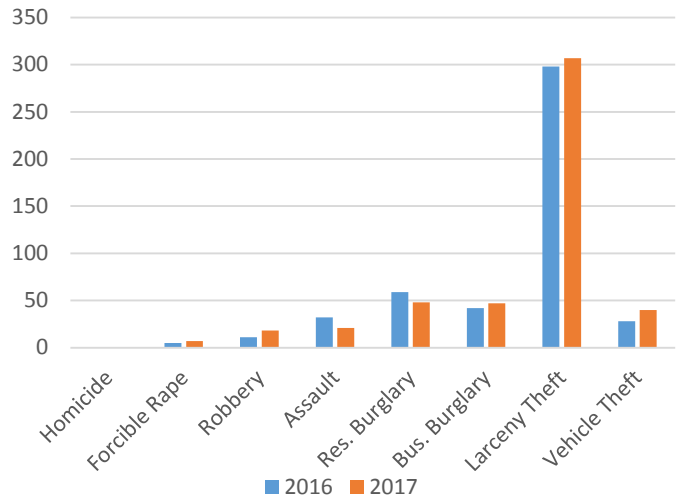


# June 2017 Crime Stats

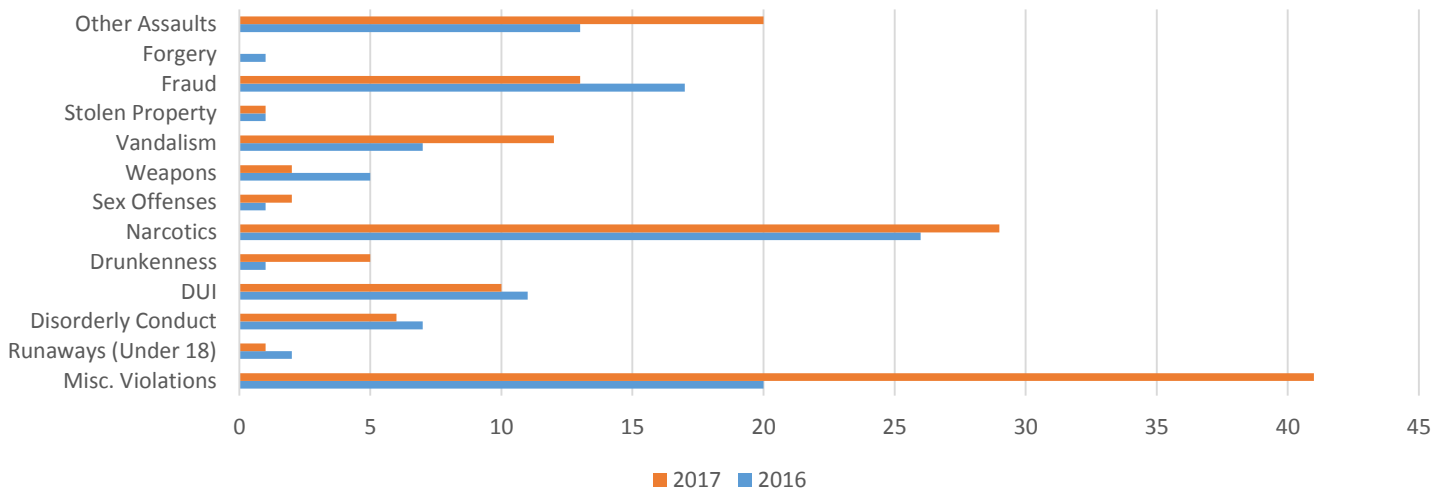
### Month of June 2017



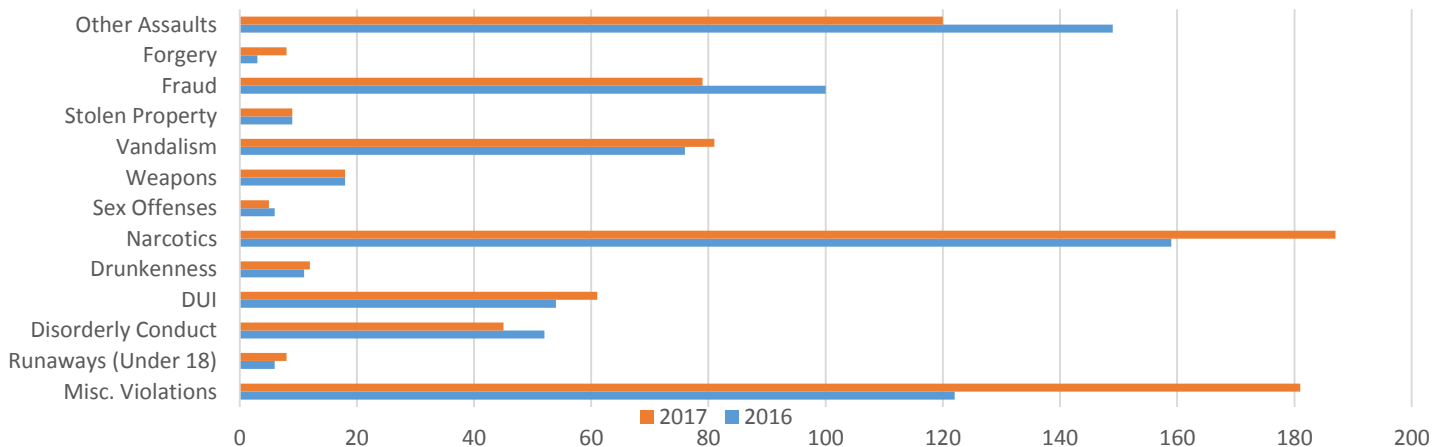
### Part 1 Year to Date (Jan - June)



### Part 2 Month of June 2017



### Part 2 Year to Date (Jan. To June)





# June 2017 Crime Stats



# ORANGE COUNTY POINT IN TIME COUNT 2017

Orange County's Point in Time (PIT) count occurred on January 28th, 2017. The PIT count is a biennial tally of people without a home on a particular night. We count because we want to understand homelessness in our community in order to end it. This PIT count provides vital information that guides and shapes the way we approach and solve homelessness in Orange County. This information is provided to the federal Department of Housing and Urban Development (HUD) and informs the amount and type of resources Orange County receives to help end homelessness.

## 4,792 TOTAL

### UNSHELTERED



2,584

### SHELTERED



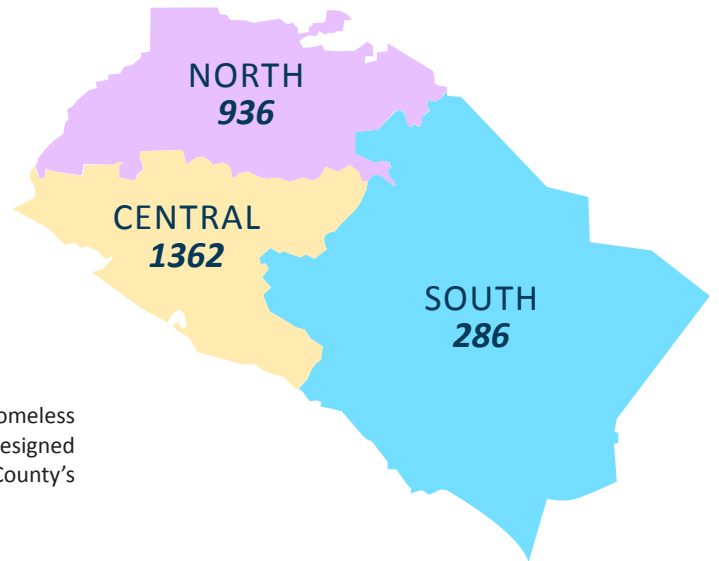
EMERGENCY  
SHELTER  
1,248



TRANSITIONAL  
SHELTER  
960

### SERVICE PLANNING AREA MAP

Orange County is divided into three Service Planning Areas (SPAs) that efficiently direct resources as individuals experiencing homelessness enter the Coordinated Entry System.



### CONTINUUM OF CARE

A Continuum of Care (CoC) is an integrated system of care that guides homeless individuals & families through a comprehensive array of services and housing designed to prevent and end homelessness. The County of Orange is the lead for Orange County's CoC, which funds 14 nonprofits across the OC CoC.

### SUMMARY OF KEY FINDINGS

	2013	2015	2017
Unsheltered Homeless People	1,678	2,201	2,584
Sheltered Homeless People	2,573	2,251	2,208
Emergency Shelter	1,145	925	1,248
Transitional Shelter	1,428	1,326	960
<b>Total PIT Count #</b>	<b>4,251</b>	<b>4,452</b>	<b>4,792</b>
<b>Change Year to Year</b>		<b>+ 4.73% (201)</b>	<b>+ 7.6% (340)</b>

### 2017 PIT COUNT BY THE NUMBERS



1,184 homeless  
service providers and  
community volunteers

270 pre-identified  
map areas



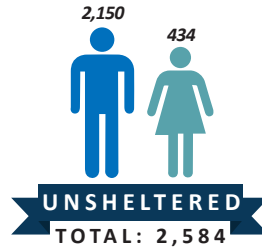
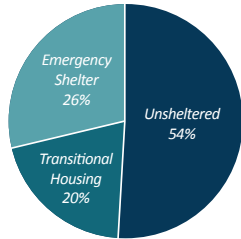
20 of the 34 Orange  
County cities opted in to  
receive city level reports



In conjunction with 2-1-1 Orange County, the OC Commission to End Homelessness convened an ad hoc committee to provide guidance on the 2017 PIT count project. The ad hoc committee's direction included a public places count with sampling methodology. This methodology was also used for the 2013 and 2015 PIT counts. During the 2017 PIT count, 86 additional maps were counted and surveyed for a total of 270 maps in comparison to 184 maps in the 2015 PIT count. Reductions in transitional shelter beds is reflective of national HUD funding priorities. Increase in emergency shelter beds is a result of The Courtyard, a County investment. Reallocation of resources to permanent housing are not reflected in the count results.

# HOMELESSNESS IN ORANGE COUNTY

\*2017 Point-In-Time Count\*



# 357

UNSHeltered  
VETERANS

# BUILDING A SYSTEM OF CARE IN OC



Orange County is the third largest county in California, and sixth largest in the nation with a population of more than three million people. Despite our affluent reputation, we have residents who have needs you might not expect. Like many counties across the nation, we have people experiencing homelessness. The County of Orange is working diligently to provide funding and resources for this vulnerable population. Here is a look at what we've done in the last year.

## SHELTER

The Board of Supervisors has committed more than  
**\$23.5 MILLION**  
to providing multiple shelter options that meet a variety of needs.



### BRIDGES AT KRAEMER (North Anaheim)

County's first year-round emergency shelter and multi-service center with on-site programs. 100 beds in phase one opening Spring 2017, 100 additional beds in phase two anticipated in late 2018.



### THE COURTYARD (Santa Ana Civic Center)

Day service center and low barrier, low threshold safe sleep shelter.



### ARMORIES (Santa Ana and Fullerton)

Overnight cold-weather emergency shelter providing 400 beds from December to April.

## PERMANENT SUPPORTIVE HOUSING

**\$8 MILLION  
AVAILABLE**

The Board approved issuance of the 2016 Permanent Supportive Housing Notice of Funding Availability to provide up to \$8 million for the acquisition, new construction and acquisition/rehabilitation of permanent supportive housing for Orange County's extremely low-income households that are homeless.



## WHOLE PERSON CARE INITIATIVE


The Whole Person Care Initiative is targeting services to those Medi-Cal beneficiaries experiencing homelessness and are high utilizers of emergency rooms.

**\$23.5 MILLION**  
PHASE ONE

NOVEMBER 2016 - DECEMBER 2020

**\$7.6 MILLION**  
PHASE TWO

JULY 2017 - DECEMBER 2020



Housing Navigators



Beds



Support Service Coordinators



## CRISIS STABILIZATION UNITS

**\$23.9 MILLION**



In funding from the County has increased the number of beds available for people in a psychiatric crisis, allowing individuals to receive immediate psychiatric care as opposed to going to the emergency room.

## CONTINUUM OF CARE



The County is the lead for Orange County's Continuum of Care, which provides **\$22.3 MILLION** in funding to nonprofits to provide permanent housing options (rapid rehousing or permanent supportive housing) to individuals and families in our community. Provides funding for increased and strategic coordination of resources targeting the most vulnerable populations.

Planning

Coordinated Entry System

Permanent Housing

## RESTAURANT MEALS PROGRAM

**\$250K PER YEAR**



The Board approved the Restaurant Meals Program that will enable CalFresh recipients who are homeless, disabled and/or elderly to purchase meals from participating restaurants with their CalFresh benefits. It is intended to increase food access for those who do not have a place to store or cook food, may not be able to prepare food or lack access to a grocery store.

## EMERGENCY SOLUTIONS GRANTS

**\$1.1 MILLION**

The Board approves local nonprofits to receive state grant funding to provide emergency shelter and rapid rehousing services to individuals and families in the community.



STATE



COUNTY



NONPROFIT



INDIVIDUAL





Ribbon cutting ceremony at HomeAid Family CareCenter, first resource established utilizing Senate Bill 2, in the City of Orange.

# Office of Care Coordination Newsletter AUGUST 2017



## Solution to Homelessness Requires Real Multi-Sector Collaboration and an Integration of Those Efforts

By: Susan Price, Director of Care Coordination, County Executive Office

Homelessness is front and center in Orange County. Almost every city in our County is experiencing more visible homelessness. The commentary about homelessness has never been more polarized than now, given an increase in a seemingly service-resistant population that is also nonconforming to the traditional service/shelter/housing model of assistance.

It is unrealistic to think that the traditional model of homeless services can respond to this growing issue without the partnership from all sectors. As the population demographics change, this growing divide between the streets and appropriate options for housing will need to evolve. Constituencies' perspectives are on both ends of the spectrum, grappling with how best to respond to the crisis, but all agree that homelessness affects all of us, in every segment of our community.

The County of Orange is leading the effort in regard to homelessness. The Board of Supervisors is responding

directly with a multitude of initiatives like creating the Director of Care Coordination "Homeless Czar" position, opening the Courtyard in Santa Ana and Bridges at Kraemer Place in Anaheim, funding Crisis Stabilization Units, obtaining grants for the Whole Person Care Pilots for high utilizers of the Emergency Medical System, providing Affordable Housing Request for Proposals (RFP) and leading the annual Continuum of Care programs for homeless services. The Board is providing a diversified response to changing needs.

As the Director of Care Coordination, the Board created my office to build a system of care, and we are doing just that, each and every day. County departments are working together and coordinating efforts. We are engaging with cities through the creation of regional Service Planning Areas (SPAs) to work together in smaller sectors to provide an effective outreach response and facilitate the development of housing. We are

(Continued)

### In Case You Missed It!

Below is a list of articles pertaining to homeless issues that were released in the last month:

- [Who are the homeless living in the shadow of the Big A? Here are 11 stories](#) by Bill Alkofer, Orange County Register
- [Dana Point increasing a magnet for homeless, and frustrated residents want city to get control](#) by Erika I. Ritchie, Orange County Register
- [New Shelter in Orange helps homeless find footing](#) by Jonathan Winslow, Orange County Register
- [Orange County needs temporary and permanent housing solutions for the homeless](#) by Scott Larson and John Moorlach
- [Regionalizing the Way on Homelessness](#) by Heather Stratman, Governing

## Solution to Homelessness Requires Real Multi-Sector Collaboration and an Integration of Those Efforts

By: Susan Price, Director of Care Coordination, County Executive Office

(Continued) engaging with cities through the creation of regional Service Planning Areas (SPAs) to work together in smaller sectors to provide an effective outreach response and facilitate the development of housing. We are partnering with healthcare, law enforcement, faith-based organizations, nonprofits, philanthropy, business and neighborhoods in the process. While this momentum continues to build, we are working to align a vast, countywide system of resources and engage more organizations to contribute to and invest in this work.

Building a System of Care takes time, political will, money and expertise. Within the County of Orange, all the ingredients are present, but we need to collectively be moving in the same direction to have the real impact we all seek. We need a system that is both responsive and sustainable, and that effort takes tangible commitments from every sector: healthcare, public safety, businesses, faith-based organizations, nonprofits, city and county governments.

Through education and engagement, participation in sustainable solutions will emerge. We must work together, assembling to “pull from the same end of the rope” to create a responsive System of Care for Orange County.

To learn more about the work the County of Orange is coordinating, including funding of programs that directly benefit individuals experiencing homelessness, and learn how you can help, visit the County’s Care Coordination website at [www.ocgov.com/care](http://www.ocgov.com/care).

## Orange County Voter Survey on Homelessness

Probolsky Research released the results on Orange County Voter Survey regarding Homelessness in Orange County on July 14, 2017.

Probolsky Research conducted a survey among Orange County, California voters from Monday, June 10 to Wednesday, June 12, 2017. A total of 300 voters were polled via live telephone interviews on landlines and mobile phones and online surveys. Below are some of the findings from the study:

### What would you say is the most important issue facing Orange County?

1. 18.7 percent say Affordable Housing/Living
2. 18.7 percent say Homelessness/Poverty

**76** percent say homelessness is a problem in Orange County

### In the last month, how often did you think about homelessness in Orange County?

- 32.7 percent almost every day
- 23.7 percent once a week
- 23.3 percent once or twice a month

### In general, who do you think should be responsible for addressing the needs of homeless people in Orange County? Choose as many as you want.

- 61.2 percent the County
- 60.9 percent State government
- 56.1 percent Cities
- 44.9 percent Federal government
- 43.2 percent non-profit organizations
- 37.8 percent churches, synagogues and mosques

### Which of the following, if any would you be willing to do to help homeless people in Orange County?



For more information on the Orange County Survey on Homelessness visit - <http://www.probolskyresearch.com/2017/07/15/orange-county-survey-on-homelessness/>

# After Nearly a Decade of Decreases in Homelessness in the United States 2017 May reveal a Reversal of Fortune

A brief prepared by Joe Colletti, PhD, Hub for Urban Initiatives - <https://www.urban-initiatives.org/briefs/after-nearly-decade-decreases-homelessness-united-states-2017-may-reveal-reversal-fortune>

Every two years, between 2007 and 2015, there has been a decrease in the total number of persons homeless in the United States according to point-in-time homeless count information provided to the U.S. Department of Housing and Urban Development (HUD) by Continuums of Care (CoCs). The 400+ CoCs are required by HUD to conduct a sheltered and an unsheltered homeless count every two years, which falls on odd number years.

A comparison of the 2017 point-in-time homeless count information to the 2015 count information may reveal a reversal of fortune when this year's homeless count information is released by HUD in the fall. This reversal is true in Southern California and likely for the State of California as noted in the tables below.

Thanks to the Southern California Alliance of CoC Leaders, a comparison of their 2017 homeless counts was made to their 2015 homeless counts. The Alliance consists of 13 CoCs that cover the entire area of Southern California.

There is a 20.1 percent increase in the total number of persons reported by the Southern California CoCs between 2015 and 2017 as noted in table below. The increase is largely due to the significant increase in Los Angeles County. However, the significant increase in Los Angeles County is in line with increases that some other California CoCs are reporting in 2017.

## Proposition 47 Questions in Point in Time

During their 2017 homeless counts and surveys, five Southern California counties asked unsheltered adults questions that focused on recent release from jail or prison. Los Angeles, Orange, and Riverside conducted a survey that involved a sample of the total number of unsheltered persons counted. San Bernardino and Ventura conducted a survey that involved asking all of the unsheltered persons counted.

**Table 1:**

One in five unsheltered adults in the three of the counties — Los Angeles, Orange, and Riverside — answered yes to being released from jail or prison after serving a court-ordered sentence during the last 12 months.

One in four unsheltered adults in two of the counties—San Bernardino and Ventura — answered yes to being released from jail or prison after serving a court-ordered sentence during the last two years.

**Table 2:**

All five (5) counties asked the same subsequent question, which was, "If yes, were you released as a result of resentencing & your charge downgraded under Proposition 47, the Reduced Penalties Initiative?"

Southern California Continuum of Care	Total Number of Persons Counted in 2015	Total Number of Persons Counted in 2017	Difference (+/-)	
			#	%
Glendale	208	168	-40	-19.2
Imperial County	554	1,071	+517	+93.3
Kern County	953	810	-143	-15.0
Long Beach	2,345	1,863	-482	-20.6
Los Angeles County*	41,174	55,188	+14,014	+34.0
Orange County	4,452	4,792	+340	+7.6
Pasadena	632	575	-57	-9.0
Riverside County	2,378	2,406	+28	+1.2
San Bernardino	2,149	1,866	-283	-13.2
San Diego County	8,742	9,116	+374	+4.3
San Luis Obispo County	1,515	1,125	-390	-25.7
Santa Barbara County	1,445	1,489	+44	+3.0
Ventura County	1,417	1,152	-265	-18.7
<b>Total:</b>	<b>67,964</b>	<b>81,621</b>	<b>+13,657</b>	<b>+20.1</b>

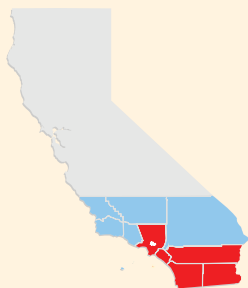
**Table 1 – Released from jail or prison after court-ordered sentence**

During the last 12 months	Estimated # of Unsheltered Adults	# who answered "yes"	% who answered "yes"
Los Angeles	36,095	5,676	15.7
Orange	2,518	729	28.9
Riverside	1,625	312	19.2
<b>Total:</b>	<b>40,238</b>	<b>6,717</b>	<b>16.7</b>
During the last two years	Total # of Unsheltered Adults	# who answered "yes"	% who answered "yes"
San Bernardino	1,154	307	26.6
Ventura	640	187	29.2
<b>Total:</b>	<b>1,794</b>	<b>494</b>	<b>27.5</b>

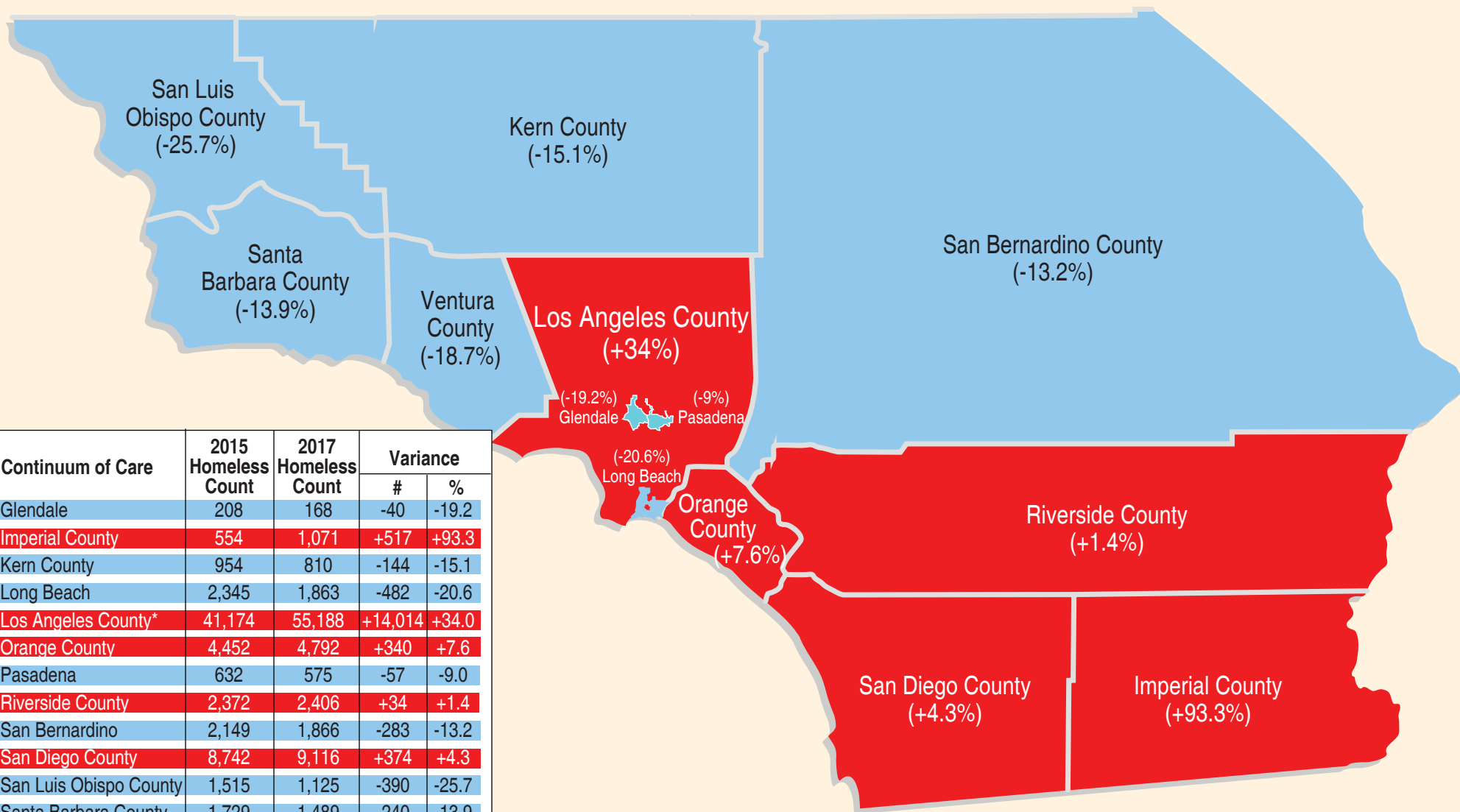
**Table 2 – Released as a result of Proposition 47**

County	Estimated # who answered "Yes" to being released as a result of resentencing & charge downgraded under Proposition 47, the Reduced Penalties Initiative?	
	#	%
Los Angeles	943	16.6
Orange	205	28.1
Riverside	73	23.4
<b>Total:</b>	<b>1,221</b>	<b>18.2</b>
County	Total # who answered "Yes" and released as a result of resentencing & charge downgraded under Proposition 47, the Reduced Penalties Initiative?	
	#	%
San Bernardino	76	24.7
Ventura	33	17.6
<b>Total:</b>	<b>109</b>	<b>22.1</b>

# Southern California Continuums of Care: Comparison of 2015 and 2017 Homeless Counts



■ CoCs with % of decrease in total persons between 2015 and 2017  
■ CoCs with % of increase in total persons between 2015 and 2017



Continuum of Care	2015 Homeless Count	2017 Homeless Count	Variance	
			#	%
Glendale	208	168	-40	-19.2
Imperial County	554	1,071	+517	+93.3
Kern County	954	810	-144	-15.1
Long Beach	2,345	1,863	-482	-20.6
Los Angeles County*	41,174	55,188	+14,014	+34.0
Orange County	4,452	4,792	+340	+7.6
Pasadena	632	575	-57	-9.0
Riverside County	2,372	2,406	+34	+1.4
San Bernardino	2,149	1,866	-283	-13.2
San Diego County	8,742	9,116	+374	+4.3
San Luis Obispo County	1,515	1,125	-390	-25.7
Santa Barbara County	1,729	1,489	-240	-13.9
Ventura County	1,417	1,152	-265	-18.7
<b>Total:</b>	<b>67,964</b>	<b>81,621</b>	<b>+13,657</b>	<b>+20.1</b>

\*not including Glendale, Long Beach, and Pasadena

# Service Planning Areas

## NORTH - Anaheim Approves Homeless Service Center

On Tuesday, July 11, 2017, following a public hearing the Anaheim City Council voted unanimously to approve a \$1 a year lease for the Illumination Foundation to use a vacant historic home for the creation and operation of the Anaheim Service Center, a homeless service center. The property located at 883 South Anaheim Boulevard, owned by the city's Housing Authority, has recently undergone significant rehabilitation, including upgrades to address accessibility issues, and configuration for service provision.

The Anaheim Service Center will function as the headquarters for the Homeless Assistance Pilot Program (HAPP) and the Chronically Homeless Individuals Pilot Program (CHIPP), which both provide rental assistance, case management and supportive services for persons who are homeless in Anaheim. Illumination Foundation staff will be available to assist families and/or individuals to navigate through the myriad of services that are available through city, county and local social service agencies, in the hopes of connecting persons to the appropriate services, based on individuals' need.

Under the proposed agreement, the building will be leased for an initial two-year term with the option to renew the lease up to two more times, in one-year increments.



## NORTH - HomeAid Family CareCenter opens in City of Orange

On July 20, 2017, HomeAid Orange County held the dedication ceremony for the HomeAid OC Family Care Center, an emergency shelter for families experiencing homelessness.

Supervisor Todd Spitzer, Third District, and Supervisor Andrew Do, First District, proudly joined HomeAid Orange County for the dedication ceremony of the new Family CareCenter in Orange. Supervisor Spitzer spoke at the lunch honoring the sponsors and community members who helped make the Family CareCenter possible. He acknowledged the importance of the new facility in helping families receive care to help get them back on their feet. Supervisor Do, a member of the Children & Families Commission and a member of the Commission to End Homelessness, spoke to the attendees on the importance of projects such as this and how partnering with cities is vital in the fight to end homelessness.

This facility is located in the City of Orange and will serve families from throughout Orange County who are struggling with homelessness. Mercy House will be operating the 56-bed facility with the goal to serve 10 to 15 families, all with at least one minor child, who will sleep safely and connect to rapid rehousing resources within 30-45 days.

The HomeAid OC Family Care Center is a 10,000-square foot building that offers the amenities designed just for them to focus on housing. This includes an intake area for referral services, dining and kitchen facilities, a child development play area, outdoor recreational area, laundry and a technology learning center.

For 28 years, HomeAid Orange County has been the nonprofit helping other nonprofits assist the homeless as they move toward self-sufficiency. After supporting 60 successful developments, HomeAid dedicated the Family CareCenter as the first project of their own. Attendees of the dedication ceremony donated books, educational games and toys for the children to use during their stay at HomeAid Family CareCenter.

**Picture Below:** *Façade of HomeAid Family CareCenter in the City of Orange.*

**Picture to the right:** *Items donated by attendees of dedication ceremony.*



# Service Planning Area

## SOUTH

South Orange County Economic Coalition's Panel on Homelessness in Orange County.

On Friday, July 28, Orange County Supervisor Lisa Bartlett, Fifth District, and Director of Care Coordination Susan Price participated in the South Orange County Economic Coalition's Panel on Homelessness in Orange County alongside representatives from the Association of California Cities – Orange County (ACC-OC), Orange County United Way and University of California, Irvine.

The South County Economic Coalition serves as a business advocacy organization focused on the south Orange County region. Coalition partners include organizations such as



OC Business Council, Building Industry Association of Orange County, Orange

County Association of Realtors and local city Chambers of Commerce.

## SOUTH – DANA POINT

On Wednesday, July 26, 2017, the Orange County Director of Care Coordination Susan Price participated in discussions regarding homelessness in the City of Dana Point. The day consisted of a meeting with local faith-based leaders followed by the Homeless Task Force Meeting lead by the Mayor Debra Lewis. New City Manager, Mark Denny, participated in the day's event.

. To learn more about the Dana Point Homeless Task Force meeting contact Ursula Luna-Reynosa at [uluna@danapoint.org](mailto:uluna@danapoint.org) or visit their website at: <http://www.danapoint.org/departments/commissions-subcommittees-boards>

# National Alliance to End Homelessness

The Orange County Director of Care Coordination and a delegation of seventeen individuals from the Orange County Continuum of Care attended the 2017 National Conference on Ending Homelessness hosted by the National Alliance to End Homelessness from July 17 to 19, 2017 in Washington, D.C. The 2017 National Conference on Ending Homelessness saw more than 2,000 service providers, government leaders, advocates, and consumers convened to work together, learn from one another, and collaborate in their efforts to end homelessness.

Attendees included staff from Orange County Community Resources, Families Forward, Friendship Shelter, Family Assistance Ministries, Mercy House, Pathways of Hope, Jamboree Housing and Grandma's House of Hope, 2-1-1 Orange County, and Serving People In Need.



# Whole Person Care (WPC) Initiative

Please visit [www.ochealthinfo.com/WPC](http://www.ochealthinfo.com/WPC) or email [WPC@ochca.com](mailto:WPC@ochca.com)

*The County of Orange, under the leadership of the Orange County Board of Supervisors, continues its efforts to coordinate resources, efforts, and expertise regionally to address the complex issues of homelessness here.*

The OC Health Care Agency (HCA) was approved last year through the State of California's Department of Health Care Services to implement a five-year pilot known as Whole Person Care (WPC). This innovative program promotes increased communication between hospital emergency rooms, CalOptima, community clinics, HCA's Behavioral Health Services and Public Health Services teams as well as local Recuperative Care (RC) providers through data sharing to improve access and navigation of treatment and support for medically fragile Medi-Cal beneficiaries experiencing homelessness.

## Great news!

- While the official start date of the WPC was July 1, 2017, a number of participating hospitals and community clinics were able to launch services sooner. As of June 30, 2017, 391 individuals have been reported as receiving outreach and navigation services.
- RC services for the WPC began on July 1, 2017; and as of July 27, 2017, there were seven participants admitted to Illumination Foundation facilities, with 13 pending evaluation from the Courtyard Transitional Center. The WPC team continues to solicit applications from other providers interested in providing RC to Medi-Cal beneficiaries who are homeless and who are too ill or frail to recover from physical illness or injury on the streets, but are not ill

enough to require hospital or skilled nursing level care.

### Participating Hospitals:

- Hoag Hospital
- Orange Coast Memorial Hospital
- Saddleback Memorial Medical Center
- St. Joseph Hospital
- St. Jude Hospital
- UCI Medical Center

### Participating Community Clinics:

- Buena Park Community Clinic
- Families Together
- Hurtt Family Medical Clinic
- Korean Community Services
- Livingstone
- North Orange County Regional Center
- Serve the People
- Share Our Selves
- Southland Integrated Service

The WPC Collaborative, a group that consists of all the WPC participating entities and other interested community partners, will be very busy over the next few weeks putting various processes in place, some of which will be interim, pending the development of software to assist in ease of data sharing and coordination to more effectively treat clients (to the extent allowable by law). However, all processes will be evaluated and updated or modified as we learn more about what is working and what could use improvement. Some of the key activities members are focusing on currently include:

- Data and information sharing infrastructure
- Care coordination and referral infrastructure
- Noticing of WPC services
- Recuperative Care referrals and authorizations

## Ways the Community Can Assist Those Experiencing Homelessness

- Conduct a community drive for hygiene products (shampoo, conditioner, deodorant, toothpaste, toothbrush), laundry soap, sunscreen, new socks and bus passes. Drop off the donated collection to a local community organization that serves those experiencing homelessness.
- If you are a doctor, lawyer, dentist, optometrist, hairdresser/barber, etc. volunteer time to provide pro-bono services to someone in need.
- Donate time and/or money to a local community organization that provides food, clothing, or other services that promote self-sufficiency.



Volunteer and donation opportunities contact:

### Midnight Mission

<http://www.midnightmission.org/program-services/thecourtyard/>

### City Net

<http://citynet.org/courtyard/>



For more information on the program contact Mercy House

<http://mercyhouse.net/portfolios/bridges-at-kraemer-place/>



## Public Health Nursing Division

The Public Health Nursing Division's Comprehensive Health Assessment Team-Homeless (CHAT-H) public health nurses (PHNs) are available Monday through Friday to assist individuals with health needs and to provide ongoing case management. Individuals are seen in the Civic Center, Courtyard Transitional Center, and other locations as needed. The PHNs are also in the Courtyard Transitional Center on Thursday mornings to see individuals on a drop-in basis.

### Civic Center

- Two brief encounters with referrals or linkages
- 10 intensive encounters with case management
- 12 total monthly client contacts

### Courtyard Transitional Center

- 78 brief encounters with referrals or linkages
- 58 intensive encounters with case management
- 136 total monthly Client Contacts

## Behavioral Health Services

### Civic Center

Behavioral Health Services (BHS) staff members work Monday through Friday, 9 a.m. to 12 p.m. at the Civic Center. BHS is working directly with Santa Ana Police Department and Sheriff's Department to provide support and follow up to any homeless individuals they encounter.

- During the month of July 2017, BHS Outreach & Engagement staff reported 480 outreach contacts resulting in 113 referrals for services being made and an additional 14 confirmed linkages to services.

### Courtyard Transitional Center

Behavioral Health Services (BHS) are located at the Courtyard Transitional Center Monday through Friday from 9 a.m. to 5 p.m. Mental Health Association (MHA) was contracted by the Orange County Health Care Agency to provide outreach during evenings and weekends at the Courtyard Transitional Center.

- BHS Outreach & Engagement staff reported 783 outreach contacts resulting in 76 referrals for services being made and an addition 53 confirmed linkages to services.
- MHA contracted outreach for evening and weekends report 385 outreach contacts resulting in an additional 126 referrals and 20 linkages to services.
- BHS Outpatient clinic clinician reported contacts with 119 clients. Two clients were referred to medical detox and two clients were assessed for outpatient clinic services.
- The BHS Substance Use Disorder outreach clinicians reported contacts with 23 clients. Five clients were referred to medical detox and sex clients were referred to a substance use disorder program.

### Bridges at Kraemer Place

Behavioral Health Services (BHS) provides two outreach staff at the Bridges at Kraemer on Monday and Wednesday from 8:30 a.m. to 10:30 a.m.

- BHS Outreach & Engagement staff reported 55 outreach contacts resulting in 16 referral for services being made and an additional four confirmed linkages to services.
- BHS Substance Use Disorder outreach clinician reported contacts with four clients. Two clients were referred to BHS Outpatient Services and two were referred to substance use disorder programs.



Location	Courtyard Transitional Center	Bridges at Kraemer Place
<b>Total Inquiries for Services</b>	333	37
<b>Type of Request*</b>		
Medi-Cal Applications	18	0
CalFresh Applications	38	1
General Relief applications	54	10
Inter-County Transfers	8	0
EBT Card Distribution	66	0
Beneficiary Identification Card Distribution (Medi-Cal card)	50	3
Redeterminations	17	2
Bus passes	47	3

The Social Services Agency (SSA) deployed its Mobile Response Vehicle (MRV) to the Courtyard Transitional Center and Bridges at Kraemer Place during the month of July 2017.

SSA received 370 inquiries for services including eligibility determinations and re-determinations, as applicable for CalFresh, Medi-Cal, General Relief and CalWORKs.

The chart to the left provides a brief summary of the SSA program requests received.

\*This does not add up to the total number of inquiries as the total number of inquiries reflects each individual that approached SSA staff, regardless of the inquiry.





## Successes to Celebrate

### Godmother Offers Housing and Support

A young man was experiencing homelessness in the City of Huntington Beach when he was connected to Build Futures, a nonprofit that focusses on providing immediate housing to 18 to 24 year olds experiencing homelessness. Build Futures was able to do a same day placement into their program. With a safe place to sleep, the young man focused on finding employment and was continuously working towards his housing plan. Unfortunately, he lost his job and came to the Courtyard Transitional Center seeking further assistance. At the Courtyard Transitional Center, the young man connected to available resources that helped him explore all available housing options to him. He expressed his interest in connecting with his godmother in North Carolina. City Net Staff helped him get in touch with his godmother and were able to pay for a bus ticket to North Carolina to be reunited with his support network.

### Employment Opportunities Awash

The power washing company who regularly services the Courtyard Transitional Center was awarded a new contract with a local city. The power washing company offered this employment opportunity to individuals at the Courtyard Transitional Center. Over 20 individuals interviewed and were offered positions. These individuals are preparing for their first day of work in late August.



**130** Individuals have graduated to housing options since the opening of the Courtyard Transitional Center.

**78** Residents of the Courtyard Transitional Center are employed.

### Returning to Indiana

A couple drove from Indiana to California after hearing one of their family members had been in a serious car accident. On their car trip to California, the couple was also involved in a serious accident and lost all possessions. The couple shared their situation on social media asking for help getting home to Indiana. The couple stayed at the Courtyard Transitional Center and sought additional help. A community member reached out to Anaheim Police Department and City Net for assistance. City Net staff met with the couple and arranged transportation back home for them within a week.

### Whatever-It-Takes Works

A father of two found himself homeless in Orange County after completing a rehabilitation program. He initially sought shelter at the Salvation Army Hospitality House and after a few weeks ended up seeking shelter at the Courtyard Transitional Center. At the Courtyard Transitional Center the man connected with City Net for case management. City Net staff worked with the man to develop a housing plan and explore all available housing options. The man expressed his desire to reunite with his two daughters in New Jersey. Using the Whatever-It-Takes Fund, City Net was able to pay for a plane ticket back to New Jersey. The man was reunited with his family on July 21, 2017.



## Successes to Celebrate

**14** Individuals have moved into permanent housing since the opening of Bridges at Kraemer Place.

**15** Participants of Bridges at Kraemer Place have secured employment.

### Rapidly Rehoused once Housing Plan Established

A 55-year-old man entered Bridges at Kraemer Place after having been experiencing homelessness on the streets for two years. While in shelter he began receiving Social Security Disability Income. After a few weeks of ongoing progressive engagement, the man was willing to engage his housing navigator and after continuous motivation he began to focus on his housing plan. The man's two primary goals were to find housing and part-time employment. When onsite, the man connected with Career Wise to assist in developing his resume and guiding his employment search. The gentleman was connected to a rapid rehousing program through Mercy House and was able to secure housing after three days of being deemed eligible for the program.

### One Step at a Time

A 57-year-old man with a disability entered Bridges at Kraemer Place after having been homeless and sleeping in his vehicle for over a year. The man met with Mercy House staff and drafted a housing plan. Through his stay, he remained focused on completing his goals as outlined in his housing plan despite coping with his mother passing away in July. While in the program, he was able to save money and pay outstanding fees to recover his recreational vehicle. Having transportation facilitated his progress towards accomplishing his next goals. He was able to locate housing, just three days after being connected to a rapid rehousing program through Mercy House. Through the rapid rehousing program, Mercy House will offer some financial assistance to pay for rental deposits and supportive services as needed as he transitions to being housed.

### On-Site Supportive Services

In the month of July 2017, Bridges at Kraemer had 13 service provider teams provide 141 services and referrals over the course of 61 onsite visits.

### South Dakota Volunteers

In mid-July, Mercy House welcomed a group of volunteers, ages 13 to 17, from The Beacon Church. The youth, accompanied by their Pastor and his wife, travelled all the way from Sioux Falls, South Dakota to California to attend a Youth Conference at Chapman University. These outstanding volunteers were connected to Mercy House through The Beacon Church in Orange and graciously spent the week assisting.

After cleaning, serving meals, greeting people, detailing walls and furniture, and building ping-pong tables, the kids created inspirational flyers with encouraging messages for clients to enjoy. Mercy House expressed gratitude for their new friends from Sioux Falls and are appreciative of Trinity Baptist Church and The Beacon Church for their generous assistance.



# Police Services Contract Overview

FY 2017-18

---

ERIK SUND

ASSISTANT CITY MANAGER

# Contractual Police Services (OCSD)

---

- Services contracted with Orange County Sheriff's Department (OCSD)
- New annual contract each fiscal year
- FY 2017-18 Contract includes:
  - 43 Sworn Personnel (\$11.3 million)
  - 6.5 Professional Staff (\$0.7 million)
  - 17.90 Regionally Shared Positions (\$0.4 million)
  - Other Charges for Overtime, Supplies, etc. (\$2.0 million)
- Total Contract Cost:
  - FY 2017-18 \$14,373,619
  - FY 2016-17\* \$13,957,890 (\*as adjusted for mid-year salary increase)

# Police Services (OCSD) FY 2017-18 Contract

---

- 43 Sworn Personnel (\$11.3 million)

<u>Position</u>	<u>Number</u>	<u>Total Cost</u>
Lieutenant	1	\$361,571
Sergeant, Administrative	1	303,017
Sergeant, Patrol	4	1,212,068
Investigator	4	1,245,356
Deputy Sherriff II	31	7,694,293
Deputy Sherriff II-Motorcycle	2	507,089
<b>Total</b>	<b>43</b>	<b>\$11,323,394</b>

# Police Services (OCSD) FY 2017-18 Contract

---

- 6.5 Professional Staff (\$0.7 million)

<u>Position</u>	<u>Number</u>	<u>Total Cost</u>
Community Services officer	4	\$458,100
Office Specialist	2	178,474
Crime Prevention Specialist (Extra Help)	0.5	25,000
<b>Total</b>	<b>6.5</b>	<b>\$661,574</b>

# Police Services (OCSD)

## FY 2017-18 Contract

---

- 17.90 Regional Shared Staff (\$0.4 million)

<u>Position</u>	<u>Number</u>	<u>City %</u>	<u>Total Cost</u>
Traffic Sergeant	0.6	10.45%	\$22,179
Traffic Deputy Sherriff II	4	10.45%	107,507
Traffic Investigative Assistant	2	10.45%	26,199
Traffic Ioffice Specialist	1	10.45%	10,413
Auto Theft Sergeant	0.3	7.98%	8,473
Auto Theft Investigator	2	7.98%	46,777
Auto Theft Investigative Asst.	1	7.98%	10,079
Auto Theft Office Specialist	1	7.98%	8,143
Drug Enforcement Team Sergeant	1	6.27%	27,722
Drug Enforcement Team Investigator	1	6.27%	23,221
Subpoena Office Specialist	1	12.69%	11,910
Courts Investigative Asst.	2	19.54%	46,274
Motorcycle Sergeant	1	6.90%	22,970
<b>Total</b>	<b>17.9</b>		<b>\$371,867</b>

# Police Services (OCSD) FY 2017-18 Contract

---

- Other Charges (\$2.0 million)

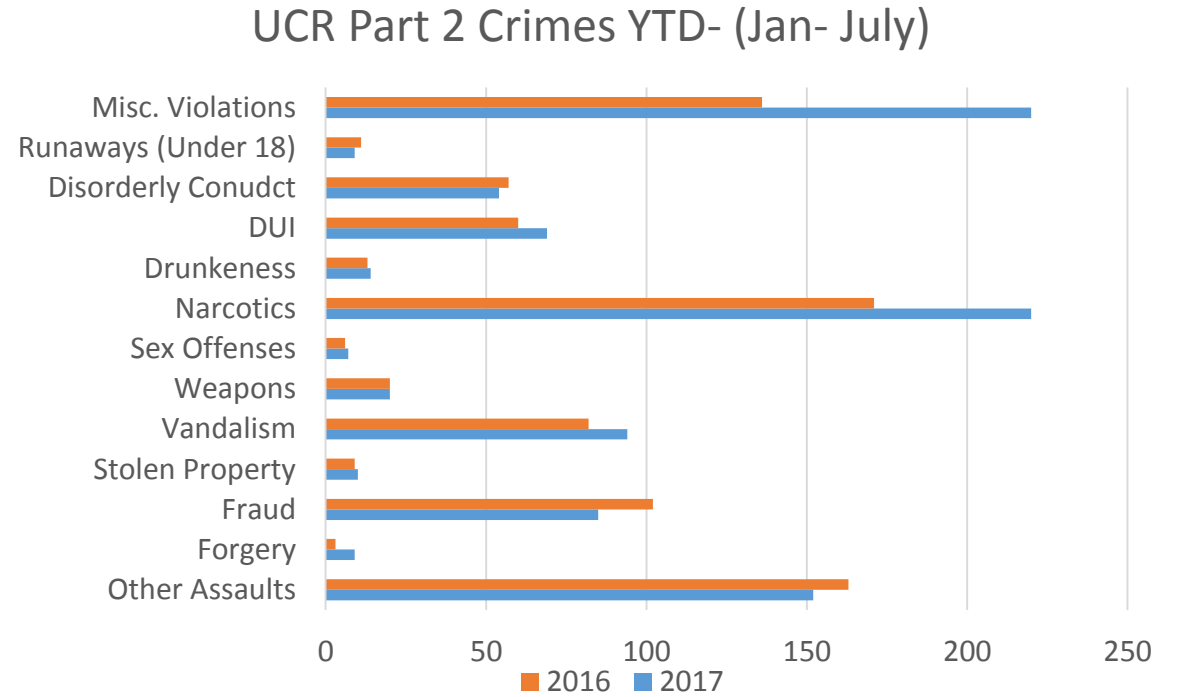
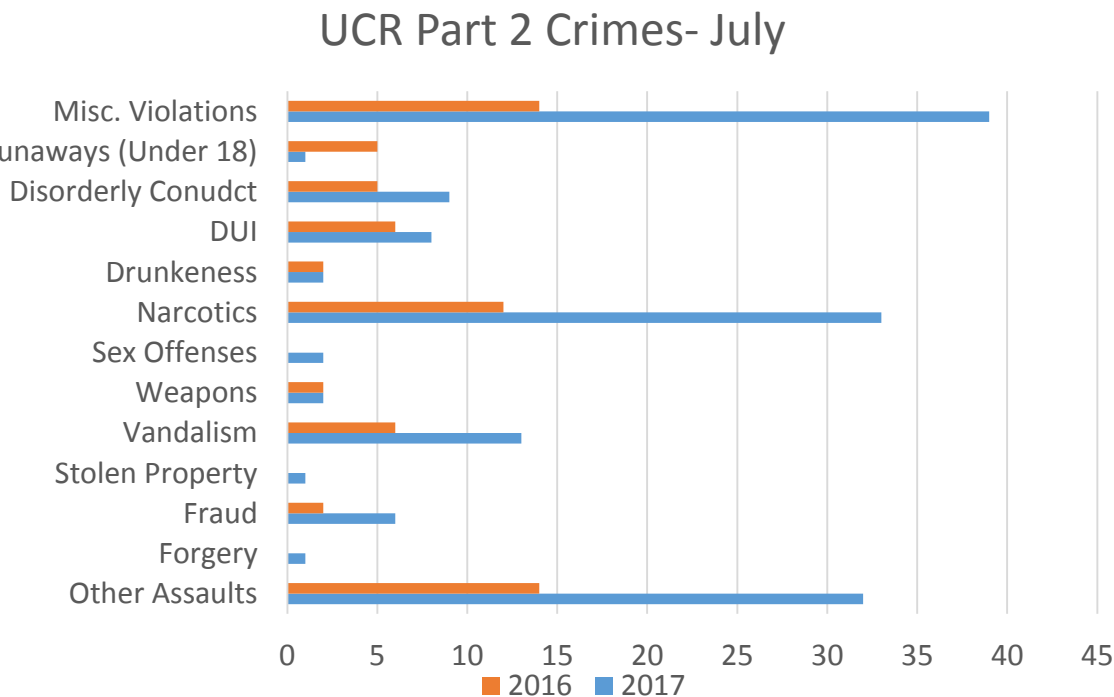
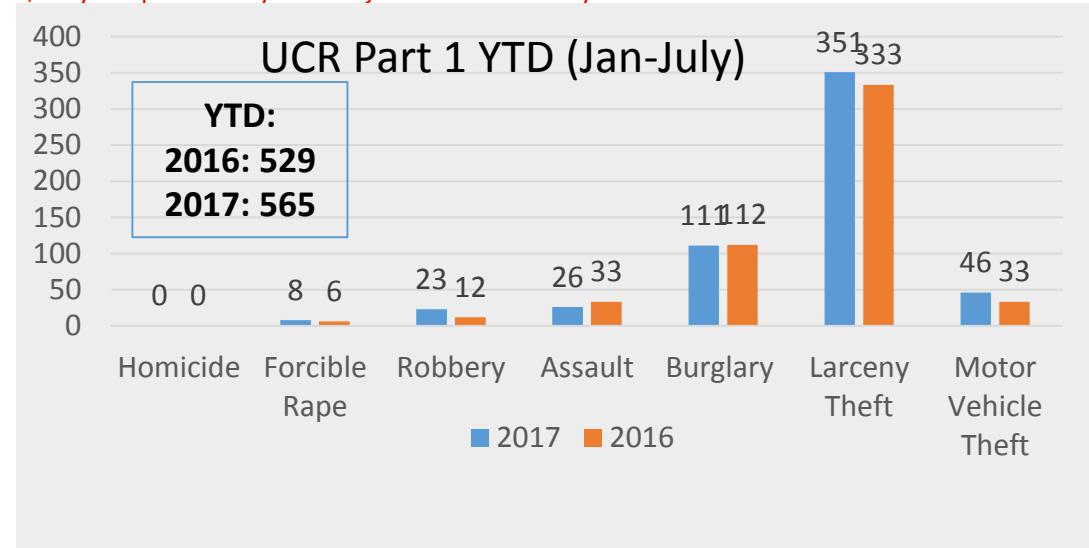
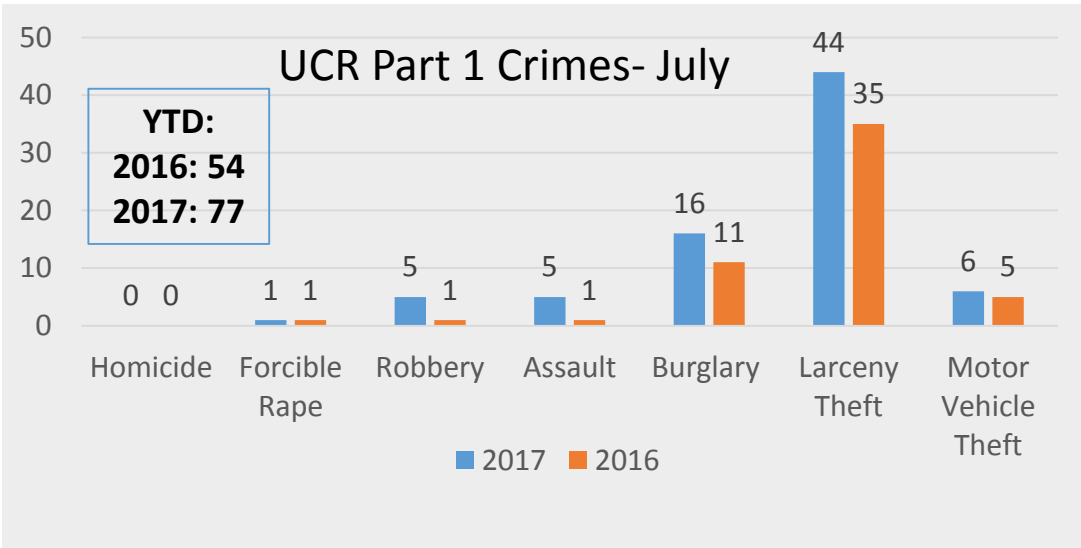
<u>Item</u>	<u>Total Cost</u>
Overtime (estimate)	1,097,087
Credit for Vacancies (estimate)	(200,000)
Transportation - Maintenance & Mileage	315,942
Patrol Training Cost Allocation (FTB)	242,369
Holiday Pay - Comp and Straight Time	212,101
Direct Service and Supplies	90,134
Contract Administration	48,454
Enhanced Helicopter Response Services	38,081
Other Miscellaneous Items (Net)	172,617
<b>Total</b>	<b>\$2,016,785</b>



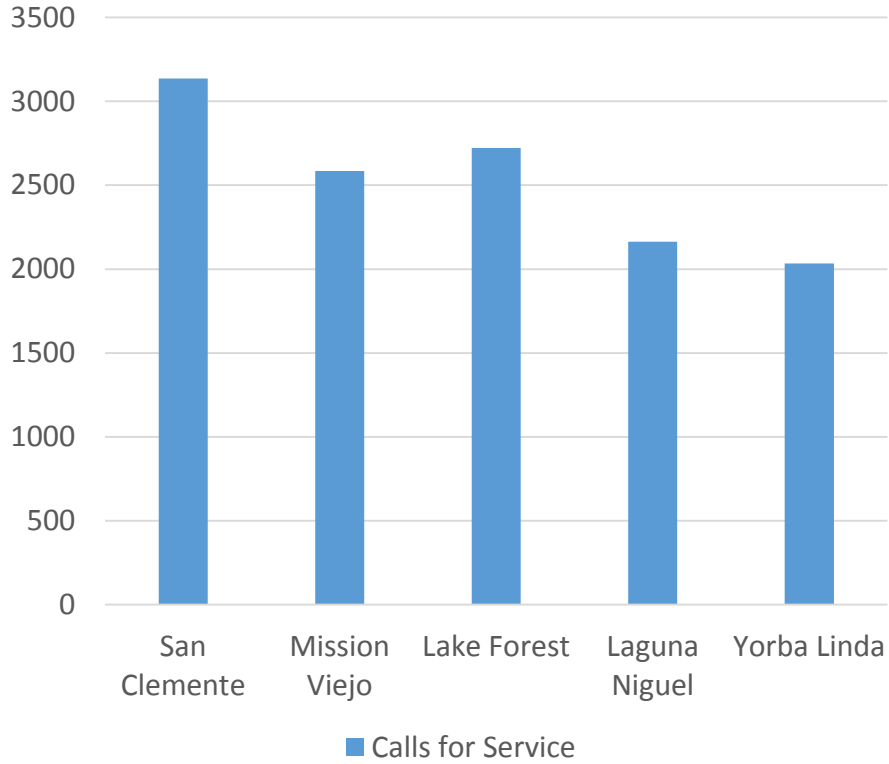
# July 2017 Crime Stats



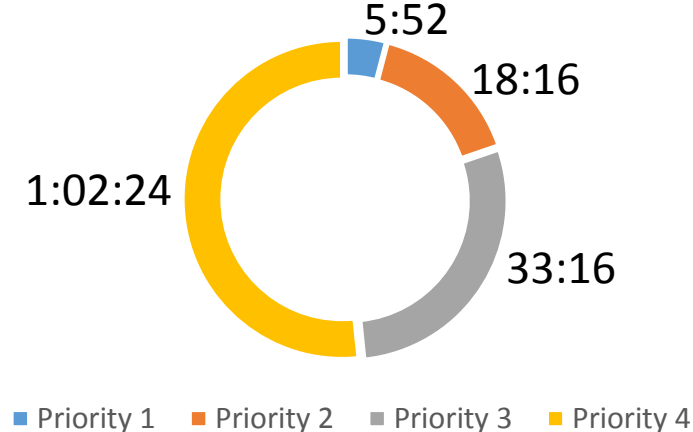
Statistics are based on the date the crime or arrest occurred; they are preliminary and subject to further analysis and revision



## Calls for Service



## Response Times



San Clemente Police Services									
ARREST/CITATION REGISTER-ADULT									
	Arrests			Warrants			Citations		
	Felony	Misd.	Total	Felony	Misd.	Total	Current	Prior	Total
Jan-17	19	18	37	2	12	14	44	8	52
Feb-17	17	19	36	10	12	22	41	16	57
Mar-17	17	34	51	7	14	21	40	17	57
Apr-17	17	20	37	3	5	8	48	15	63
May-17	18	24	42	2	14	16	28	5	33
Jun-17	20	37	57	1	13	14	28	20	48
Jul-17	23	29	52	1	14	15	38	19	57
Aug-17			0			0			0
Sep-17			0			0			0
Oct-17			0			0			0
Nov-17			0			0			0
Dec-17			0			0			0
	131	181	312	26	84	110	267	100	367

### Traffic Stats

- Enforcement Index- 13.67
- Hit & Run Collisions- 5
- DUI Arrests- 8