

Tenant ID

| Tenant ID | Sign Area | Linear Foot | Ht Above Ground | @ 13 lumens/ SF* |
|-----------|-----------|-------------|-----------------|------------------|
| 1 | 130.5 SF | 41'-5" | 34'-0" | 1697 |
| 2 | 72 SF | 28'-9" | 32'-0" | 936 |
| 3 | 75 SF | 26'-3" | 32'-0" | 975 |
| 4 | 90 SF | 30'-6" | 22'-0" | 1150 |
| 5 | 90 SF | 25'-0" | 32'-0" | 1170 |
| 6 | 79.5 SF | 16'-10" | 25'-0" | 1033.5 |
| 7 | 79.5 SF | 16'-10" | 25'-0" | 1033.5 |
| 8 | 36 SF | 16'-9" | 28'-0" | 468 |
| 9 | 67.5 SF | 25'-3" | 25'-0" | 887 |
| 10 | 80.25 SF | 27'-0" | 20'-0" | 1043 |
| 11 | 116.25 SF | 38'-9" | 20'-0" | 1511.25 |
| 12 | 54 SF | 22'-0" | 26'-0" | 702 |
| 13 | 100.5 SF | 33'-0" | 20'-0" | 1306 |
| 14 | 120 SF | 19'-0" | 22'-0" | 1560 |
| 15 | 73.5 SF | 29'-5" | 24'-0" | 1190 |
| 16 | 58.5 SF | 27'-3" | 30'-0" | 761 |
| 17 | 124.5 SF | 41'-6" | 20'-0" | 1618.5 |
| 18 | 74.25 SF | 29'-9" | 30'-0" | 1009 |
| 19 | 90 SF | 36'-0" | 20'-0" | 1170 |
| 20 | 63 SF | 29'-3" | 22'-0" | 819 |
| 21 | 31.5 SF | 7'-9" | 25'-0" | 410 |
| 22 | 31.5 SF | 7'-9" | 25'-0" | 410 |
| 23 | 105 SF | 35'-0" | 20'-0" | 1365 |
| 24 | 64 SF | 14'-3" | 17'-0" | 832 |
| 26 | 64 SF | 14'-3" | 17'-0" | 832 |

Outlet ID

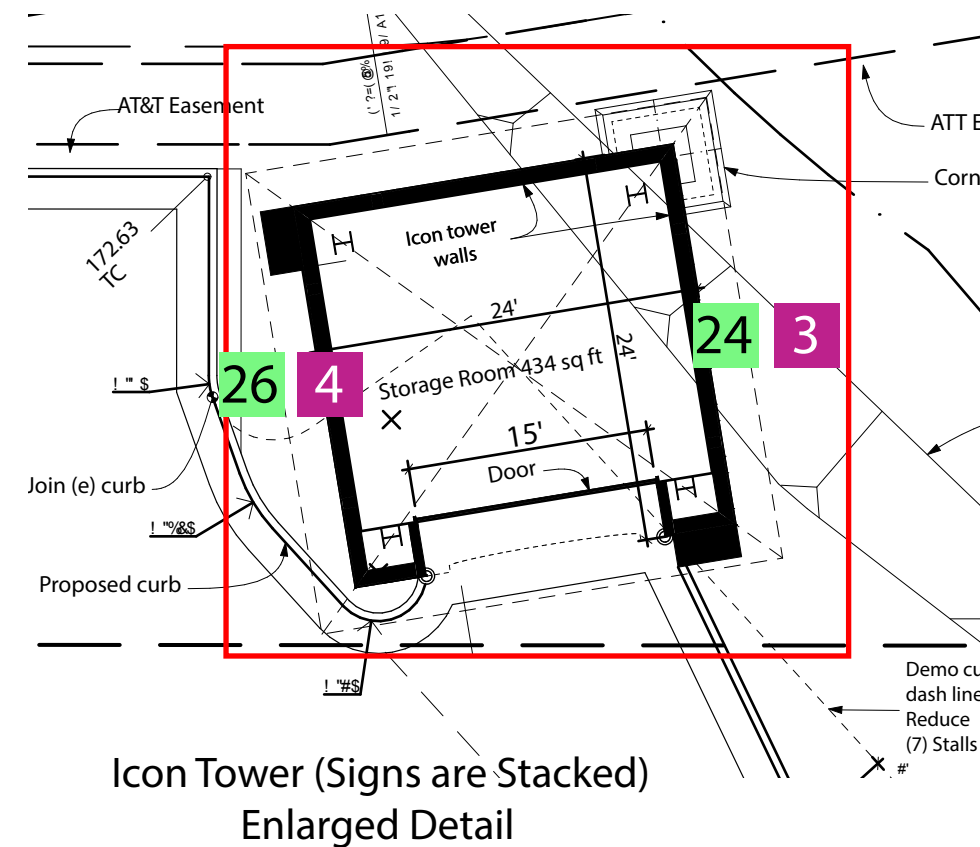
| Outlet ID | Sign Area | Linear Foot | Ht Above Ground | @ 13 lumens/ SF* |
|-----------|-----------|-------------|-----------------|------------------|
| 1 | 200 SF | 19'-11" | 30'-0" | 2000 |
| 2 | 200 SF | 19'-11" | 20'-0" | 2000 |
| 3 | 100 SF | 14'-3" | 25'-0" | 1300 |
| 4 | 100 SF | 14'-3" | 25'-0" | 1300 |

Outlet ID (5) - Signs 1-3 wall mounted on outlet buildings & signs 4-5 on tower
 - Signs 1&2 phase I, signs 3-5 phase II ALL FREEWAY ORIENTED

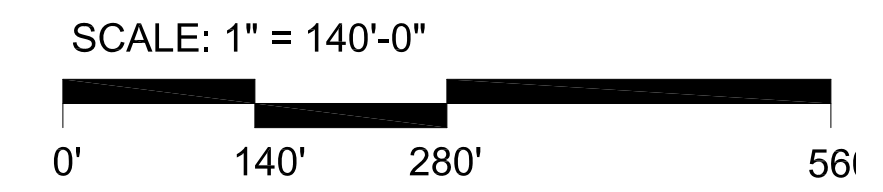

Hotel ID

| Hotel ID | Sign Area | Linear Foot | Ht Above Ground | @ 13 lumens/ SF* |
|----------|-----------|-------------|-----------------|----------------------------|
| 1 | 64 SF | 20'-0" | 30'-0" | 832 |
| 2 | 30 SF | 10'-0" | 25'-0" | 390 [Conference Center ID] |
| 3 | 30 SF | 10'-0" | 16'-0" | 390 [Conference Center ID] |
| 4 | 64 SF | 20'-0" | 30'-0" | 832 |
| 8 | 64 SF | 20'-0" | 30'-0" | 832 |

Hotel Signs (8) - Signs 1,4,8 Primary ID.
 - Sign1 & 2 freeway oriented and signs 3, 4 & 8 are freeway visible.



Icon Tower (Signs are Stacked)
 Enlarged Detail



Outlets

at San Clemente

07 NOVEMBER 2017
 Update Icon Tower Signage

A PROJECT OF
CRAIG REALTY GROUP
 4100 MacArthur Blvd Ste 200 • Newport Beach, CA 92660
 phone 949.224.4100 • fax 949.224.4101

STUDIOPROGETTI
 architecture & design projects
 ph 805 563 4460 • fax 805 563 4462

SEP 1.0

© 2017 Studio Progetti, Inc.

Outlet Tenant(27) - Signs 1-23 wall mounted on outlet buildings, signs 24-26 on tower
 - Signs 1-16 phase I, signs 17-23 phase II ALL FREEWAY ORIENTED

*Approximate illumination figures. See Multimedia LED, Performance Test Of Outlets at San Clemente Halo Lit Signage (Nov. 11, 2016).