

FUNDING-CITY OF SAN CLEMENTE RESTATED EMPLOYEES' RETIREMENT PLAN

CITY OF SAN CLEMENTE
100 AVENIDA PRESIDIO
STE 3
SAN CLEMENTE CA 92672-3195

Statement Period: 03/01/2015 - 03/31/2015
Participant ID: 7890996
Plan: 98738-D2

What is my account balance?

\$19,840,036.24

As of 03/31/2015

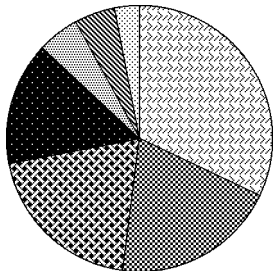
Where can I go for help?

Website: www.empower-retirement.com/participant
Phone: 1-800-472-3925
Mail: Empower Retirement
P.O. Box 173764
Denver, CO 80217-3764

How has my account changed?

	<u>Employee</u>	<u>Employer</u>	<u>Total</u>
Balance as of February 28, 2015	\$657,728.62	\$19,391,454.63	\$20,049,183.25
Payroll Contributions	0.00	7,573.97	7,573.97
Additional Deposits	0.00	1,456.38	1,456.38
Change in Value	-2,822.72	-85,071.81	-87,894.53
Account Withdrawals	0.00	-130,282.83	-130,282.83
Balance as of March 31, 2015	\$654,905.90	\$19,185,130.34	\$19,840,036.24

How will my future contributions be invested?



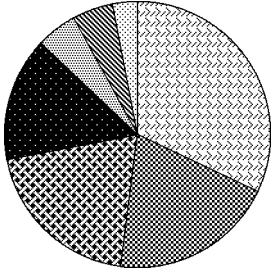
- 32% Russell 1000 Index
- 20% PIMCO Total Return Instl
- 5% PIMCO All Asset All Authority Inst
- 3% US TIPS Index
- 20% Defined Benefit Guaranteed Portfolio
- 15% Dodge & Cox International Stock
- 5% Russell 2000 Index










FUNDING-CITY OF SAN CLEMENTE RESTATED EMPLOYEES' RETIREMENT PLAN

CITY OF SAN CLEMENTE
7890996

How is my account invested?



 31.99% Russell 1000 Index	 20.02% PIMCO Total Return Instl
 19.99% Defined Benefit Guaranteed Portfolio	 15% Dodge & Cox International Stock
 5% Russell 2000 Index	 5% PIMCO All Asset All Authority Inst
 3% US TIPS Index	

	<u>Beginning Balance</u>	<u>Deposits</u>	<u>Change in Value</u>	<u>Transfers</u>	<u>Withdrawals /Expenses</u>	<u>Ending Balance</u>	<u>Ending Units/ Shares</u>
Dodge & Cox International Stock	3,120,931.25	1,354.55	-18,389.28	-128,638.79		2,975,257.73	67,804.415
PIMCO All Asset All Authority Inst	1,010,953.86	451.52	-21,678.40	2,025.61		991,752.59	109,344.276
Russell 2000 Index	1,017,885.46	451.52	17,756.36	-44,340.75		991,752.59	21,354.741
Russell 1000 Index	6,532,571.48	2,889.71	-81,049.54	-107,195.15		6,347,216.50	91,451.197
PIMCO Total Return Instl	4,054,943.02	1,806.07	12,474.74	-97,228.85		3,971,994.98	365,745.394
US TIPS Index	606,779.40	270.91	-2,892.09	-9,106.68		595,051.54	45,251.067
Defined Benefit Guaranteed Portfolio	3,705,118.78	1,806.07	5,883.68	384,484.61	-130,282.83	3,967,010.31	
Totals	20,049,183.25	9,030.35	-87,894.53		-130,282.83	19,840,036.24	

How is my account being funded?

	<u>Beginning Balance</u>	<u>Deposits</u>	<u>Change in Value</u>	<u>Transfers</u>	<u>Withdrawals /Expenses</u>	<u>Ending Balance</u>
Employee Military Buy Back Pre-Tax	657,728.62		-2,822.72			654,905.90
Employer Contribution	19,391,454.63	9,030.35	-85,071.81		-130,282.83	19,185,130.34
Totals	20,049,183.25	9,030.35	-87,894.53		-130,282.83	19,840,036.24

FUNDING-CITY OF SAN CLEMENTE RESTATED EMPLOYEES' RETIREMENT PLAN

CITY OF SAN CLEMENTE
7890996

What investment options are available in my plan?

<u>Investment Code</u>	<u>Investment Option</u>
1274	Dodge & Cox International Stock
1179	PIMCO All Asset All Authority Inst
144	Russell 2000 Index
134	Russell 1000 Index
148	S&P 500 Index
6184	PIMCO Total Return Instl
147	US TIPS Index
149	Defined Benefit Guaranteed Portfolio

How has my account changed over time?

Average Annual Effective Yield For This Reporting Period:

Defined Benefit Guaranteed Portfolio 1.95%

What activity took place this period?

	<u>Payroll Date</u>	<u>Effective Date</u>	<u>Dollar Amount</u>	<u>Investment Option</u>	<u># Units /Shares</u>	<u>Unit/Share Price</u>
Deposits/Contributions						
Payroll Contribution	Mar 06, 2015	Mar 06, 2015	187.24	PIMCO All Asset All Authority Inst	20.486	9.140
Payroll Contribution	Mar 06, 2015	Mar 06, 2015	112.35	US TIPS Index	8.658	12.976
Payroll Contribution	Mar 06, 2015	Mar 06, 2015	748.98	Defined Benefit Guaranteed Portfolio		1.95%
Payroll Contribution	Mar 06, 2015	Mar 06, 2015	561.73	Dodge & Cox International Stock	12.919	43.480
Payroll Contribution	Mar 06, 2015	Mar 06, 2015	187.24	Russell 2000 Index	4.155	45.068
Payroll Contribution	Mar 06, 2015	Mar 06, 2015	748.97	PIMCO Total Return Instl	69.801	10.730
Payroll Contribution	Mar 06, 2015	Mar 06, 2015	1,198.36	Russell 1000 Index	17.307	69.240
Payroll Contribution	Mar 20, 2015	Mar 20, 2015	191.46	Russell 2000 Index	4.082	46.906
Payroll Contribution	Mar 20, 2015	Mar 20, 2015	765.82	PIMCO Total Return Instl	70.453	10.870
Payroll Contribution	Mar 20, 2015	Mar 20, 2015	1,225.31	Russell 1000 Index	17.343	70.651
Payroll Contribution	Mar 20, 2015	Mar 20, 2015	191.46	PIMCO All Asset All Authority Inst	21.109	9.070
Payroll Contribution	Mar 20, 2015	Mar 20, 2015	765.82	Defined Benefit Guaranteed Portfolio		1.95%
Payroll Contribution	Mar 20, 2015	Mar 20, 2015	574.36	Dodge & Cox International Stock	12.904	44.510
Payroll Contribution	Mar 20, 2015	Mar 20, 2015	114.87	US TIPS Index	8.719	13.174
Additional Deposit	---	Mar 25, 2015	72.82	Russell 2000 Index	1.593	45.714
Additional Deposit	---	Mar 25, 2015	218.46	Dodge & Cox International Stock	4.911	44.480
Additional Deposit	---	Mar 25, 2015	291.28	PIMCO Total Return Instl	26.846	10.850
Additional Deposit	---	Mar 25, 2015	72.82	PIMCO All Asset All Authority Inst	7.958	9.150
Additional Deposit	---	Mar 25, 2015	291.27	Defined Benefit Guaranteed Portfolio		1.95%

FUNDING-CITY OF SAN CLEMENTE RESTATED EMPLOYEES' RETIREMENT PLAN

CITY OF SAN CLEMENTE
7890996

What activity took place this period? (continued)

	<u>Payroll Date</u>	<u>Effective Date</u>	<u>Dollar Amount</u>	<u>Investment Option</u>	<u># Units /Shares</u>	<u>Unit/Share Price</u>
Deposits/Contributions						
Additional Deposit	---	Mar 25, 2015	466.04	Russell 1000 Index	6.747	69.070
Additional Deposit	---	Mar 25, 2015	43.69	US TIPS Index	3.303	13.227
Total Deposits/Contributions			9,030.35			
Withdrawals						
Account Withdrawal		Mar 02, 2015	-130,282.83	Defined Benefit Guaranteed Portfolio		
Total Withdrawals			-130,282.83			
Dividends/Capital Gains						
Dividend		Mar 19, 2015	3,307.42	PIMCO All Asset All Authority Inst	366.676	9.020
Dividend		Mar 31, 2015	4,984.66	PIMCO Total Return Instl	458.993	10.860
Total Dividends/Capital Gains			8,292.08			
Transfers						
Transfer Out		Mar 31, 2015	-97,228.85	PIMCO Total Return Instl	-8,952.933	10.860
Transfer In		Mar 31, 2015	2,025.61	PIMCO All Asset All Authority Inst	223.331	9.070
Transfer Out		Mar 31, 2015	-128,638.79	Dodge & Cox International Stock	-2,931.604	43.880
Transfer Out		Mar 31, 2015	-9,208.16	US TIPS Index	-700.240	13.150
Transfer Out		Mar 31, 2015	-107,952.36	Russell 1000 Index	-1,555.386	69.406
Transfer Out		Mar 31, 2015	-44,340.75	Russell 2000 Index	-954.760	46.442
Transfer In		Mar 31, 2015	384,484.61	Defined Benefit Guaranteed Portfolio		
Transfer In		Mar 31, 2015	757.21	Russell 1000 Index	10.910	69.406
Transfer In		Mar 31, 2015	101.48	US TIPS Index	7.717	13.150

What is the rate of return on my retirement account(s)?

<u>Period</u>	<u>Year To Date ²</u>
<u>03/01/2015 - 03/31/2015</u>	<u>01/01/2015 - 03/31/2015</u>
-.44%	1.93%

Personalized performance information is provided to account holders as a general approximation of the overall recent performance of your account. It is calculated based on a formula which estimates the equivalent rate of return during the stated period, based on the opening balance, transaction activity including any applicable fees, and closing balance. Performance calculations will not include loan balance. Past performance is not a guarantee or prediction of future investment results.

² Due to financial activity effective prior to this annual period, your Annual Individual Rate of Return was calculated using a beginning balance of \$19,841,278.04.

FUNDING-CITY OF SAN CLEMENTE RESTATED EMPLOYEES' RETIREMENT PLAN

CITY OF SAN CLEMENTE
7890996

Please review this statement carefully to confirm that we have properly acted on your instructions. Corrections will be made only for errors which have been communicated within 90 calendar days of the last calendar quarter. Please direct all inquiries/complaints to the following:

Client Service Department
Attn - Enhanced Participant Services
8515 E. Orchard Rd.
Greenwood Village, CO 80111
1-800-701-8255

After this 90 days, this account information shall be deemed accurate and acceptable to you. If you notify the Company of an error after this 90 days the correction will only be processed from the date of notification forward and not on a retroactive basis.

Some of the plan's administrative expenses for the preceding quarter may have been paid from the total annual operating expenses (investment expenses) of one or more of the plan's investment options.

Pursuant to SEC rules, fund companies are required to enter into agreements with intermediaries to provide fund companies with the ability to identify and enforce restrictions on participants engaging in market timing or excessive trading (prohibited trading), as defined by the fund companies. Participants engaging in prohibited trading will receive a warning and, if the prohibited trading continues, will be restricted from transferring into the identified fund(s) for a specific time period determined by the fund company. Some fund companies may restrict participants immediately, without warning when prohibited trading is identified. At the end of the restriction period, the participant will be automatically allowed to resume transfers into the identified fund(s). Transfers out of the identified fund (s) will not be restricted.

