

05/17/12

Item 1



City of San Clemente

3rd  
Quarter Report  
Ending March 31, 2012

FY 2012

George Scarborough, City Manager

Pall Gudgeirsson, Assistant City Manager/  
City Treasurer





# City of San Clemente City Manager

George Scarborough, City Manager  
Phone: 361-8322 Fax: 361-8283  
scarboroughg@san-clemente.org

May 17, 2012


Honorable Mayor and Councilmembers:

Submitted for your review is the City of San Clemente's 1st quarter report for the period ending March 31, 2012. The intent of this report is to provide the Council, staff and citizens with an overview of the financial condition of the City for the 2012 fiscal year.

The report also contains an update of the City's performance measurement system and capital improvement program.

Please feel free to call me if you have any questions regarding this report.

Sincerely,



George Scarborough  
City Manager





January – March 2012

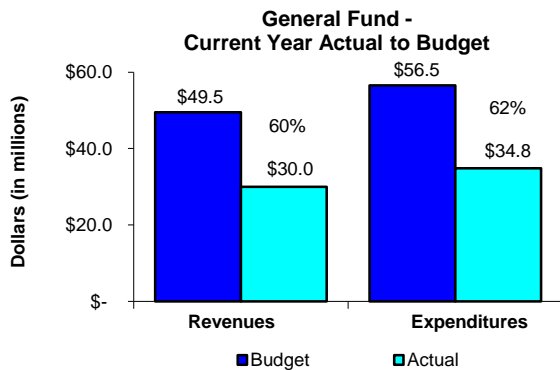
### CURRENT FINANCIAL CONDITION

For FY 2012, the City will maintain a positive operating position. At the end of the third quarter expenditures typically exceed revenues, which is the case this fiscal year. The City is currently projecting revenues to be in line with budget and expenditures to come in under the adjusted budget amount. The projected operating position is approximately \$1.3 million.

### GENERAL FUND


General Fund revenues total \$30.0 million or 60% of a \$49.5 million budget. The General Fund revenue is \$9.5 million lower than last years amount of \$39.5 million due to the previous year including a one-time transfer in of \$9.15 million.


General Fund expenditures total \$34.8 million or 62% of the budget of \$56.5 million as compared to \$38.6 million last year. Expenditures decreased from last year by \$3.8 million, which is result of a decrease of \$4.6 million in pension liability payment last year and increases of \$0.8 million in salaries and benefits, supplies, contractual services and other charges.





### GENERAL FUND REVENUES


Revenues by Category	Budget	YTD Actual	%
Property Taxes	24,200,800	14,326,168	59%
Sales Tax	6,940,000	4,107,850	59%
Transient Occ. Tax	1,503,250	965,186	64%
Other Taxes	3,189,000	1,539,670	48%
Permits & Fees	971,190	660,571	68%
Intergovernmental	881,350	418,347	47%
Service Charges	4,036,230	3,026,590	75%
Fines	941,400	655,716	70%
Interest, Rents, Other	2,092,640	1,450,593	69%
Interfund Transfers	4,787,170	2,814,512	59%
<b>Balance, YTD</b>	<b>49,543,030</b>	<b>29,965,203</b>	<b>60%</b>

➤ **Property Taxes:**  Property taxes total \$14.3 million at the end of the third quarter. The second installment of property taxes will be received in late April. Supplemental property taxes receipts are lower due to insufficient supplemental property tax collection. However, these lower receipts are anticipated to be offset by higher secured property tax receipts and property transfer taxes.


➤ **Sales Tax:**  Sales taxes amount to \$4.1 million which is a \$63,000 increase from the prior year. These receipts are higher than anticipated due to a quarter to quarter increase during the fourth quarter of the calendar year. This increase was largely attributed to consumer spending and higher gasoline prices.


➤ **Transient Occupancy Taxes (TOT):**  Transient occupancy taxes, which includes vacation rental amounts, total \$965,000 resulting in receipts \$15,000 higher than the prior year.


➤ **Other Taxes:**  Other taxes of \$1.5 million are from franchise fees from Cox, CR&R, AT&T U-verse and parimutual taxes from the City's off track betting facility. SDG&E and Southern California Gas are expected in the fourth quarter of the fiscal year.

➤ **Permits & Fees:**  Permits and fees total \$661,000, with construction permits at 66% or \$530,000 at the end of the third quarter. Miscellaneous permits, primarily from street encroachment and alarms, amount to \$131,000 or 80% of budget.

➤ **Intergovernmental:**  Grant revenue totals \$418,000, from activities related to the San Onofre Nuclear Generating plant and reimbursements from other federal and state grants.

➤ **Service Charges:**  Service charges amount to \$3.0 million or 75% of budget and consist of general government, public safety, parking meters and recreation service charges.

➤ **Fines:**  Fine revenue totals \$656,000 with parking citation revenues accounting for the majority of the revenues in this category.

➤ **Interest, Rents & Other:**  Interest and Rents total \$1.5 million of a \$2.1 million budget. Site leases, recreation rentals and concessions are showing increases from the prior year.

➤ **Interfund Transfers:**  Interfund transfers total \$2.8 from scheduled transfers from other funds.



**GENERAL FUND EXPENDITURES** 

Expenditure by Type	Budget	YTD Actual	%
Salaries	11,121,230	7,566,004	68%
Benefits	5,144,970	3,487,349	68%
Supplies	1,056,430	600,453	57%
Contractual Services	24,960,778	16,723,103	67%
Other Charges	2,588,920	726,068	28%
Capital Outlay	5,710,842	1,184,890	21%
Interdepartmental	3,505,490	2,614,175	75%
Transfers & Debt	2,440,201	1,908,824	78%
<b>Total</b>	<b>56,528,861</b>	<b>34,810,866</b>	<b>62%</b>

Expenditure by Dept	Budget	YTD Actual	%
General Government	4,553,710	3,067,352	67%
City General	6,883,911	3,657,986	53%
Police	12,480,160	8,289,951	66%
Fire	7,306,270	5,330,574	73%
Comm. Development	4,581,430	2,830,912	62%
Public Works	8,975,700	5,413,040	60%
Beaches, Parks & Rec	11,747,680	6,221,051	53%
<b>Total</b>	<b>56,528,861</b>	<b>34,810,866</b>	<b>62%</b>

Fiscal year actual expenditures are at \$34.8 million compared to the prior year amount of \$38.6 million, which included a one-time \$4.6 million payment on unfunded pension liabilities. The city experienced increases in most of the other categories with the largest increases in salary and benefits, supplies, contractual, and other charges. The operation of the Vista Hermosa Sports Park is impacting salaries and benefits and other charges. Contractual service costs increased in fire contract services, utility costs, and maintenance activities. Expenditures by department are within anticipated budgeted levels.

**ENTERPRISE FUNDS**

The following tables summarize the operating revenues, operating expenses, and changes in operating fund working capital for enterprise funds including Water, Sewer, Golf, Storm Drain and Clean Ocean funds.

**Revenues**

Revenue	Budget	YTD Actual	%
Water Fund	16,765,888	11,349,617	68%
Sewer Fund	8,716,878	6,031,940	69%
Golf Fund	2,361,172	1,672,304	71%
Storm Drain Fund	1,475,816	903,354	61%
Clean Ocean Fund	2,136,111	1,462,056	68%

Water consumption has increased this year as compared to the prior year. Adjusted for rate increases, metered water revenue is \$0.8 million higher. Recycled water sales are \$0.3 million higher than the previous year as well.

Golf Course revenue is up \$55,000 from last year largely from a \$1 per round fee increase implemented July 1, 2011. Overall, revenues remain weak as the effects of the slow economic recovery continue to impact course play.

Storm Drain and Clean Ocean fees are fixed and do not change significantly from year to year.

**Expenses**

Expenses	Budget	YTD Actual	%
Water Fund	16,834,310	11,783,144	70%
Sewer Fund	8,731,270	6,346,889	73%
Golf Fund	2,271,220	1,501,027	66%
Storm Drain Fund	1,696,830	1,207,801	71%
Clean Ocean Fund	2,936,490	1,483,854	51%

Water expenses in total are up \$1.0 million when compared to the prior year, but within the expected range for the third quarter. Purchased water costs are \$661,000 higher than the previous year, in line with increased water consumption. Sewer expenses increased \$770,000 and are a combination of recognizing reclaimed water purchases monthly versus annually in the previous year, higher energy consumption, landfill fees, and increases in contractual services for the cost-of-service study.

Golf expenses are up \$101,000 from increased water purchases resulting from warmer weather, higher electricity consumption, and higher fleet and interdepartmental charges.

**Working Capital**

Working Capital	Budget	YTD Actual
Water Fund	-68,295	-463,401
Sewer Fund	-9,014	-309,571
Golf Fund	-708	80,617
Storm Drain Fund	909,354	825,921
Clean Ocean Fund	1,798,831	2,577,411

The Water and Sewer funds entered the fiscal year with minimal working capital balances. The negative working capital positions for Water and Sewer at the end of the 3rd Quarter are temporary and expected to end the year with positive balances. Transfers from the depreciation reserves have been budgeted to offset the negative working capital balances, but will not be completed until the end of the fiscal year.

The Water, Golf, Storm Drain and Clean Ocean Fund working capital balances exceed or are in line with budget at this time. These funds are maintaining adequate fund balances.

**WHAT'S NEXT**

- **FY 2013 Proposed Budget:** The budget workshop will be held on May 17, 2012. The budget public hearing will be held on June 12<sup>th</sup> and the budget adoption will occur on June 19<sup>st</sup>.
- Detailed budgetary information for the General fund and all other funds can be obtained from the Finance and Administrative Services Department.



# Performance Measures

## General Government

<b>Performance Measures</b>	<b>2011 Actual</b>	<b>2012 Budget</b>	<b>2012 3rd Qtr</b>	<b>2012 Y-T-D</b>
<b><u>City Manager</u></b>				
<b>Budget:</b>	\$563,344	\$586,810	\$128,069	\$400,863
<b>Efficiency:</b>				
Percent of customer service requests or complaints resolved or informed of proposed action within 10 days*	98.0%	98.0%	N/A	N/A
* Annual measurement				
<b><u>City Clerk</u></b>				
<b>Budget:</b>	\$840,880	\$734,620	\$148,098	\$453,921
<b>Workload Outputs:</b>				
Number of Regular City Council minutes prepared within 21 days of meeting	12	23	5	13
Number of City Council Agendas/Packets posted 7 days prior to meeting	23	23	6	16
Number of formal public records requests	212	200	50	157
<b>Effectiveness:</b>				
Percent of Regular Council Minutes produced within 21 days	50.0%	100.0%	83.3%	83.3%
Percentage of Agendas/Packets provided at least 7 days prior to the meeting	100.0%	100.0%	100.0%	100.0%
Percentage of public records requests responded to within 10 days	100.0%	100.0%	100.0%	100.0%

# Performance Measures

## Finance & Administrative Services

Performance Measures	2011 Actual	2012 Budget	2012 3rd Qtr	2012 Y-T-D
<b><u>Finance &amp; Administrative Services Administration</u></b>				
<b>Budget:</b>	\$437,559	\$472,910	\$111,230	\$325,297
<b>Efficiency:</b>				
Percentage of quarterly reports completed within the end of the month after the financial close of the quarter.	100.0%	100.0%	100.0%	100.0%
Rate of return on investments compared to the City benchmark (City rate/Benchmark rate)	1.96%/3.50%	1.50%/1.50%	1.18%/1.50%	1.24%/1.50%
<b>Effectiveness:</b>				
Percent of actual General Fund revenues to projections*	85.7%	98.0%	N/A	N/A
Percentage of City operating funds in balance*	97.2%	100.0%	N/A	N/A
Percentage of adopted fiscal policies in compliance*	92.9%	98.0%	N/A	N/A
<b>* Annual measurement.</b>				
 <b><u>Finance Division</u></b>				
<b>Budget:</b>	\$ 1,851,848	\$1,975,070	\$446,793	\$1,365,043
<b>Workload Outputs:</b>				
Number of accounting transactions processed	26,444	28,900	6,235	20,253
Number of TOT audits performed per Year	0	4	0	0
Number of utility bills generated per year	220,614	218,000	52,651	162,782
Number of business licenses issued	5,288	5,100	2,215	4,147
<b>Efficiency:</b>				
Average cost to process accounting transactions	\$29.85	\$31.00	\$30.26	\$29.26
Average cost to generate a utility bill	\$3.30	\$3.20	\$3.41	\$3.31
Average cost to generate a business license	\$34.03	\$38.50	\$19.49	\$38.02
<b>Effectiveness:</b>				
Percentage of total annual TOT revenue audited	0.0%	50.0%	0.0%	0.0%
Percentage accuracy of financial transactions within established accuracy rates	99.0%	98.0%	100.0%	100.0%
Percentage of receivables written off	0.29%	0.15%	0.33%	0.31%
Percentage of receivables over 60 days old	20.7%	15.0%	19.0%	18.7%



# Performance Measures

## Finance & Administrative Services

Performance Measures	2011 Actual	2012 Budget	2012 3rd Qtr	2012 Y-T-D
<b><u>Human Resources</u></b>				
<b>Budget:</b>	\$539,679	\$535,860	\$140,708	\$381,251
<b>Workload Outputs:</b>				
Number of recruitments opened	31	35	8	21
Number of liability claims filed	56	49	8	21
Number of workers' compensation claims filed	26	22	0	13
Number of benefited part-time and full-time employees processed through initial benefit enrollment	8	15	3	6
Number of employees completing an annual HR customer satisfaction survey	0	100	0	0
<b>Efficiency:</b>				
Average cost per liability claim settled	\$2,685	\$3,700	\$0	\$1,840
Average amount paid on a workers' compensation claim	\$1,790	\$1,250	\$2,923	\$2,157
<b>Effectiveness:</b>				
Percent of total number of liability claims filed that settled	25.0%	29.0%	0.0%	55.0%
Percent change in the number of work comp claims filed	24.0%	-15.0%	-100.0%	-40.7%
Percent of BPT and FTE employees processed through benefit enrollment within 7 days	100.0%	95.0%	100.0%	66.7%
Percent of employees giving an overall satisfaction rating of "Excellent" on annual survey	0.0%	85.0%	0.0%	0.0%
<b><u>Information Technology</u></b>				
<b>Budget:</b>	\$ 1,255,147	\$1,522,590	\$359,585	\$950,810
<b>Workload Outputs:</b>				
Number of workstation computers administered	244	241	246	246
Number of server computers administered	25	24	25	25
<b>Efficiency:</b>				
Percentage of time that servers are operational (server uptime)	99.5%	99.9%	99.7%	99.7%
Percentage of time that workstations are operational (workstation uptime)	98.5%	99.9%	99.2%	98.8%
Percentage of total time that network communications equipment is operational (network communications uptime)	99.8%	99.9%	100.0%	99.9%
Percent of requests for computer services resolved within 3 working days	99.4%	100.0%	99.3%	99.7%

# Performance Measures

## Public Safety

Performance Measures	2011 Actual	2012 Budget	2012 3rd Qtr	2012 Y-T-D
<b><u>Contract Police Services</u></b>				
<b>Budget:</b>	\$11.9M	\$12.5M	\$ 2,069,164	\$ 8,289,951
<b>Workload Outputs:</b>				
Number of total calls for service	25,008	28,000	5,404	17,769
Number of emergency calls received (Priority 1)	240	300	60	193
Number of traffic collision reports	426	350	22	128
Number of Part 1 crimes committed per 1,000 population	1.11	1.15	1.50	1.35
<b>Efficiency:</b>				
Average response time from dispatch to on-scene emergency calls	3:87	5:00	3:53	3:41
Average response time from receipt of call to on-scene emergency calls	6:27	6:00	5:93	7:48
Percentage of preventative patrol time - day shift (6:00 a.m. to 6:00 p.m.)	39.1%	40.0%	44.7%	42.0%
Percentage of preventative patrol time - day shift (10:00 a.m. to 8:00 p.m.)	39.8%	40.0%	42.3%	42.1%
Percentage of preventative patrol time - night shift (6:00 p.m. to 6:00 a.m.)	40.2%	40.0%	38.0%	41.4%
Percentage of preventative patrol time - night shift (5:00 p.m. to 3:00 a.m.)	40.2%	40.0%	44.0%	42.3%
<b>Effectiveness:</b>				
Percentage of emergency calls responded to in 5 minutes or less	94.5%	95.0%	92.9%	94.4%
Percentage change in Part I crimes from prior year current year	-5.7%	1.0%	30.0%	16.3%
<b><u>Contract Fire Services</u></b>				
<b>Budget:</b>	\$6,913,198	\$7,306,270	\$ 1,810,057	\$ 5,330,574
<b>Workload Outputs:</b>				
Number of emergency calls	2,695	3,000	690	2,142
Number of new construction fire inspections performed	349	500	95	334
Number of fire inspections performed	674	1,000	0	114
Number of fire plan checks completed	308	500	23	151
<b>Efficiency:</b>				
Average response time for emergency calls	5:53	7:00	5:46	5:47
<b>Effectiveness:</b>				
Percentage of calls with response time within 7 minutes	75.8%	85.0%	75.0%	75.3%
Percentage of technical on-site inspections scheduled within 24 hours	100.0%	90.0%	100.0%	100.0%
Percentage of all plan checks completed within adopted turn around time goals based on plan types	100.0%	90.0%	100.0%	100.0%
Percentage of 5 day turn around plan checks completed within goal	100.0%	90.0%	100.0%	100.0%
Percentage of 10 day turn around plan checks completed within goal	100.0%	90.0%	100.0%	100.0%

# Performance Measures

## Community Development

Performance Measures	2011 Actual	2012 Budget	2012 3rd Qtr	2012 Y-T-D
<b><u>Building</u></b>				
<b>Budget:</b>	\$1,439,016	\$1,585,640	\$350,973	\$1,086,635
<b>Workload Outputs:</b>				
Number of building permits issued	3,018	3,000	710	2,186
Number of Plan Reviews performed	2511	2,500	640	1,951
Number of building inspections completed	13,964	14,000	3,015	9,738
Number of customers served at Building counter	4,511	4,700	1,107	3,622
<b>Efficiency:</b>				
Number of Plan Reviews performed per Plan Check staff	1,096	1,000	256	780
Number of inspection conducted per inspector	4,186	4,000	861	2,782
Number of customers served per Permit Tech	2,256	2,350	554	1,811
<b>Effectiveness:</b>				
Percentage of new projects: First review completed within 15 work days	100.0%	98.0%	100.0%	97.7%
Percentage plan review rechecks: Reviewed within 10 work days	99.3%	95.0%	100.0%	97.5%
Percentage response to the public at the counter in 10 minutes	78.8%	80.0%	81.7%	79.4%
<b><u>Planning</u></b>				
<b>Budget:</b>	\$1,454,422	\$1,745,960	\$326,365	\$1,030,035
<b>Workload Outputs:</b>				
Number of discretionary applications completed	71	80	11	64
Number of zoning plan checks completed	378	400	372	1229
Number of people assisted at counter/over phone	7,942	8,000	1,894	5,852
Number of training sessions to maintain Certified Local Government status	7	10	0	3
Number of training sessions attended by PC	21	14	0	2
<b>Efficiency:</b>				
Number of people assisted at counter/phone per FTE	19.3	15	34.4	28.9
Number of Plan checks completed/FTE/Week	1.6	2.0	24.8	20.3
Number of applications completed/FTE/Week	3.6	4.0	2.2	4.3

# Performance Measures

## Community Development

Performance Measures	2011 Actual	2012 Budget	2012 3rd Qtr	2012 Y-T-D
<b><u>Planning (continued)</u></b>				
<b>Effectiveness:</b>				
Percentage of FTE's time funded by Developer Deposit and fixed fees	18.5%	20.0%	23.0%	20.4%
Percentage of initial plan reviews completed within 15 days	97.2%	95.0%	100.0%	95.9%
Percentage of plan rechecks: reviewed within 10 days	90.0%	95.0%	96.7%	97.9%
Percent of Zoning Administrator applications completed within 7 weeks	97.9%	98.0%	100.0%	100.0%
Percent of Planning Commission applications completed within 18 weeks	99.0%	98.0%	100.0%	100.0%
Percent of City Council applications completed within 22 weeks	100.0%	98.0%	0.0%	66.7%
Percent of calls returned within one business day	97.2%	95.0%	95.7%	95.4%
Percent of counter served within 10 minutes	75.2%	75.0%	78.5%	76.3%
Percent of counter served within 20 minutes	93.9%	95.0%	95.4%	94.7%
<b><u>Code Compliance</u></b>				
<b>Budget:</b>	\$620,714	\$684,280	\$156,262	\$424,151
<b>Workload Outputs:</b>				
Number of new cases	1658	2220	413	1,121
Number of lots cleared by Weed Abatement	24	50	-	9
Number of graffiti cases	515	600	106	240
Number of case actions	4,902	5,000	1,211	3,110
Number of weekend inspections	1,479	800	506	1,695
Number of sessions for certification	13	12	59	195
<b>Efficiency:</b>				
Number of cases per officer	114	120	47	106
Cost of weed abatement per lot	\$374	\$750	\$0	\$964
Cost of graffiti removal per case	\$128	\$159	\$125	\$148
Number of actions per officer	331	350	139	305
Number of weekend inspections conducted per officer	247	250	85	284
<b>Effectiveness:</b>				
Percent of graffiti cases closed within 6 hours	88.2%	86.0%	86.3%	89.7%
Percentage of cases acknowledged within 2 days	94.7%	90.0%	86.3%	84.8%
Percentage of cases closed within 10 days	76.2%	94.5%	96.3%	85.0%

# Performance Measures

## Community Development

Performance Measures	2011 Actual	2012 Budget	2012 3rd Qtr	2012 Y-T-D
<b><u>Economic Development/Housing Administration</u></b>				
<b>Budget:</b>	\$138,339	\$157,270	\$32,484	\$96,815
<b>Workload Outputs:</b>				
Number of Home Rehab loans provided to property owners	5	6	1	4
Number of businesses receiving commercial facade grants	12	8	2	9
Number of non-profits receiving Social Program grants	14	15	0	15
<b>Effectiveness:</b>				
Percentage of Home Rehab & commercial grants expended	90.0%	85.0%	29.7%	19.6%
Percentage General fund social program grants expended	100.0%	100.0%	0.0%	33.3%
Percentage of RDA Affordable Housing budgeted funds expended	57.8%	100.0%	44.7%	33.1%

# Performance Measures

## Public Works

<b>Performance Measures</b>	<b>2011 Actual</b>	<b>2012 Budget</b>	<b>2012 3rd Qtr</b>	<b>2012 Y-T-D</b>
<b><u>Engineering</u></b>				
<b>Budget:</b>	\$2,964,688	\$4,459,890	\$641,912	\$2,466,891
<b>Workload Outputs:</b>				
Number of permits issued	307	330	47	172
Number of inspections conducted	2762	2,500	749	2,074
Number of plans submitted for 1st plan check	58	40	11	30
Number of plans submitted for additional plan checks	95	80	23	54
Number of research projects conducted	467	550	108	442
Number of miles of streets designed	2.22	3.00	0.00	1.38
Number of miles of streets constructed	2.82	3.00	0.00	1.30
Number of traffic citizens complaints received	113	120	48	88
<b>Efficiency:</b>				
Time spent per first plan review (hours)	5.32	6.00	3.33	6.94
Time spent per additional plan review (hours)	3.42	4.00	4.63	5.43
Time spent per research project	2.34	3.00	2.04	2.14
Design cost less than 15% of the projected costs	90.6%	85.0%	100.0%	93.8%
Final project costs within budget	97.2%	85.0%	100.0%	100.0%
Percent of response to citizen complaints within 45 days	83.8%	80.0%	58.3%	74.2%
<b>Effectiveness:</b>				
Percent of plan reviews completed in 15 days (1st plan check)	88.4%	90.0%	88.9%	94.9%
Percent of plan reviews completed in 10 days (add'l plan check)	83.7%	90.0%	100.0%	90.7%
Percent of research projects completed in 10 days	98.8%	95.0%	95.0%	97.3%
Percent of projected street design completed	74.0%	85.0%	0.0%	15.3%
Percent of street miles completed	75.2%	85.0%	0.0%	14.3%
Percent of traffic complaints resolved	68.5%	80.0%	58.3%	59.4%
<b><u>Maintenance</u></b>				
<b>Budget:</b>	\$3,442,703	\$3,896,790	\$857,547	\$2,510,618
<b>Workload Outputs:</b>				
Number of potholes repaired	618	500	147	444
Number of signs repaired or replaced	1,770	1,800	504	1,472
Number of work orders received/completed by Facilities Maintenance Section	2,364	2,000	430	1,674
Number of street light/traffic signal repairs	835	800	226	559
Number of USA responses (Underground Service Alerts)	720	600	156	423

# Performance Measures

## Public Works

<b>Performance Measures</b>	<b>2011 Actual</b>	<b>2012 Budget</b>	<b>2012 3rd Qtr</b>	<b>2012 Y-T-D</b>
<b><u>Maintenance (continued)</u></b>				
<b>Efficiency:</b>				
Average sq. ft. of pothole repairs provided per day of service	337	450.0	401.0	409.2
Average # of signs maintained per hour of service provided	4.6	4.5	4.6	6.1
Average # of facilities maintenance work orders completed per day of service	10.7	10.0	8.0	10.3
Average # of USA completed per day of service	3.2	3.0	2.9	2.6
Average number of streetlight/traffic signal repairs per day	3.8	4.0	4.2	3.4
<b>Effectiveness:</b>				
Percentage of pothole service requests repaired within 3 working days	100.0%	100.0%	100.0%	100.0%
Percentage of signage repair requests responded to and completed within 3 working days	100.0%	100.0%	100.0%	100.0%
Percentage of facilities maintenance work orders responded to in 3 working days	100.0%	100.0%	100.0%	100.0%
Percentage of street light / traffic signal service Requests completed within 3 working days	99.8%	100.0%	100.0%	99.4%
Percentage of USA service requests completed within 3 working days	100.0%	100.0%	100.0%	100.0%
<b><u>Water</u></b>				
<b>Budget:</b>	\$14,774,673	\$ 16,834,310	\$ 4,068,195	\$ 11,783,145
<b>Workload Outputs:</b>				
Number of maintenance procedures at reservoirs, pump stations, valves, hydrants and operating equipment	3,675	3,600	987	2781
Number of miles of planned leak detection on water pipeline	166.6	160.0	80.5	169.6
Number of samples taken to test compliance	8,611	8,600	2,160	6,618
Number of emergency calls for service	993	1,100	88	330
<b>Efficiency:</b>				
Percentage of maintenance procedures completed on time	94.8%	94.0%	96.8%	97.0%
Percentage of system water loss	3.5%	4.0%	4.5%	3.0%
<b>Effectiveness:</b>				
Percentage of leaks repaired within 48 hours	95.0%	95.0%	100.0%	98.1%
Percentage of monitoring samples in full compliance	100.0%	100.0%	100.0%	100.0%
Percentage of emergency calls responded within 15 minutes during working hours	100.0%	100.0%	100.0%	100.0%
Percentage of emergency calls responded within 30 minutes during non-working hours	100.0%	100.0%	100.0%	100.0%

# Performance Measures

## Public Works

<b>Performance Measures</b>	<b>2011 Actual</b>	<b>2012 Budget</b>	<b>2012 3rd Qtr</b>	<b>2012 Y-T-D</b>
<b><u>Sewer</u></b>				
<b>Budget:</b>	\$8,349,291	\$ 8,731,270	\$ 2,106,462	\$ 6,346,889
<b>Workload Outputs:</b>				
Number of maintenance procedures at treatment plant, pump stations and recycled water facilities	3,939	4,000	1,033	3,108
Number of samples taken to test compliance	13,978	14,000	3,515	10,391
Number of miles of planned video inspections on sewer collection system	29.6	30.0	6.01	24.2
Number of miles of planned cleaning procedures on sewer collection system	166.5	180.0	41.5	100.8
Number of emergency calls for service	216	300	13	37
<b>Efficiency:</b>				
Percentage of maintenance procedures completed on time	94.7%	94.0%	95.0%	95.1%
Percentage of monitoring samples in full compliance	100.0%	100.0%	100.0%	100.0%
Percentage of sewer collection system cleaned annually	23.8%	100.0%	23.8%	19.2%
Percentage of sewer collection system inspected annually	4.4%	20.0%	3.4%	4.6%
<b>Effectiveness:</b>				
Percentage of emergency calls responded within 15 minutes during working hours	100.0%	100.0%	100.0%	100.0%
Percentage of emergency calls responded within 30 minutes during non-working hours	100.0%	100.0%	100.0%	100.0%
<b><u>Storm Drain</u></b>				
<b>Budget:</b>	\$1,500,425	\$1,696,830	\$399,671	\$1,207,801
<b>Workload Outputs:</b>				
Number of miles of storm drain pipelines cleaned	1.02	3.00	0.09	1.25
Number of miles of storm drain video inspection	2.70	3.00	0.95	2.20
Number of catch basins cleaned/inspected/stenciled	1826	1,200	566	1101
Number of emergency calls for service	12.0	30.0	11.0	18.0
<b>Efficiency:</b>				
Percentage of storm drain pipelines cleaned annually	1.6%	4.5%	0.1%	2.0%
Percentage of storm drain system inspected Annually	4.2%	8.0%	1.5%	3.5%
Percentage of catch basins cleaned/inspected annually	97.1%	64.0%	30.1%	58.6%
<b>Effectiveness:</b>				
Number of emergency calls/percentage of time responding within 15 minutes during working hours	100.0%	100.0%	100.0%	100.0%
Number of emergency calls/percentage of time responding within 30 minutes during non-working hours	100.0%	100.0%	100.0%	100.0%



# Performance Measures

## Public Works

Performance Measures	2011 Actual	2012 Budget	2012 3rd Qtr	2012 Y-T-D
<b>Clean Ocean</b>				
<b>Budget:</b>	\$2,215,501	\$ 2,936,490	\$603,190	\$1,474,854
<b>Workload Outputs:</b>				
Number of facilities inspected for storm water compliance	157	140	71	82
Number of water quality enforcement actions issued	159	200	21	107
Number of local outreach impressions per year**	2,888,048	5,000,000	724,692	2,183,324
<b>Efficiency:</b>				
Number of facility inspections per FTE (1 FTE)	157	140	71	82
Number of water quality enforcement actions issued per FTE (2 FTE)	80	100	11	54
Number of public outreach "impressions" per capita	42	73	11	34
** "impressions" refers to the estimated number of individuals receiving education				
<b>Solid Waste</b>				
<b>Budget:</b>	\$385,955	\$300,880	\$50,286	\$204,610
<b>Workload Outputs:</b>				
Total tons of residential waste diverted from landfill	17,532	18,000	3,791	13,074
Total tons of commercial waste diverted from landfill	10,812	14,500	2,335	6,860
Total tons of construction & demolition waste diverted from landfill	9,357	2,200	2,049	6,889
<b>Efficiency:</b>				
Solid waste program cost per ton diverted	\$5.19	\$4.61	\$6.15	\$4.87
<b>Effectiveness:</b>				
Total percent of residential waste diversion from landfill	45.0%	52.0%	44.0%	45.3%
Total percent of commercial waste diversion from landfill	45.7%	52.0%	43.3%	45.4%
Total percent of construction and demolition waste diversion from landfill	82.0%	55.0%	82.1%	81.8%
Total percent of overall diversion from landfill	48.5%	53.0%	56.5%	55.5%

\* Solid Waste performance measures are based on the waste diversion controlled by CR&R

# Performance Measures

## Public Works

<b>Performance Measures</b>	<b>2011 Actual</b>	<b>2012 Budget</b>	<b>2012 3rd Qtr</b>	<b>2012 Y-T-D</b>
<b><u>Contract Fleet Maintenance</u></b>				
<b>Budget:</b>	\$1,159,193	\$1,137,940	\$291,097	\$783,319
<b>Workload Outputs:</b>				
Total number of vehicles maintained	146	146	154	154
Number of work orders completed	724	750	179	583
Number of preventative maintenance services completed	272	300	77	212
Number of repeat work orders needed	2	2	0	0
<b>Effectiveness:</b>				
Percentage of fleet available per month	99.0%	95.0%	99.0%	99.0%
Percentage of reworks relative to total work orders	0.3%	0.0%	0.0%	0.0%
Percentage of preventative maintenance services completed within 1 day	100.0%	90.0%	100.0%	100.0%

# Performance Measures

## Beaches. Parks & Recreation

Performance Measures	2011 Actual	2012 Budget	2012 3rd Qtr	2012 Y-T-D
<b><u>Beaches. Parks &amp; Recreation Administration</u></b>				
<b>Budget:</b>	\$448,967	\$445,980	\$42,989	\$297,059
<b>Workload Outputs:</b>				
Number of development plans reviewed	21	5	5	11
Number of active park CIP projects	13	16	13	13
Number of completed park CIP projects	0	4	0	0
Number of CIP project change orders that required City Council approval	0	0	0	0
<b>Efficiency:</b>				
Hours spent reviewing each set of development plans	13	50	5	15
<b>Effectiveness:</b>				
Percentage of development plans reviewed within 2 weeks	100.0%	100.0%	100.0%	100.0%
Percentage of park CIP projects completed within budget as established at time of contract award	0.0%	100.0%	0.0%	0.0%
<b><u>Parks &amp; Beach Maintenance</u></b>				
<b>Budget:</b>	\$4,451,752	\$ 5,015,930	\$ 1,005,826	\$ 2,890,853
<b>Workload Outputs:</b>				
Maintain industry standard ratio of 50 acres of landscape monitored per inspector - 276 acres	82.4	76.6	75.7	71.2
Trim 2,000 trees annually to ensure a 7 year cycle	2,405	2,000	589	1,823
Resolve 90% of all service requests within 10 days	86.5%	85.0%	85.8%	84.2%
<b>Efficiency:</b>				
Ratio of acres of landscapes monitored per contract inspector	165.0%	143.0%	151.3%	142.0%
<b>Effectiveness:</b>				
Percentage of trees trimmed to maintain an average 7-year trimming cycle	120.2%	100.0%	117.7%	121.0%
Maintain parks at established levels measured on a scale of A-F: <i>A-excellent, B- above average, C- average, D-low level, F- minimum level per the 1999 Parks &amp; Rec. Master Plan.</i>				
Maintenance level of beaches (target level = C)	C	C+	C	C
Maintenance level of parks (target level = C)	C	C	C	C
Maintenance level of park sports fields (target level = B)	B	B+	B+	B+
Maintenance level of streetscapes (target level = C)	C	C+	C+	C+

# Performance Measures

## Beaches. Parks & Recreation

Performance Measures	2011 Actual	2012 Budget	2012 3rd Qtr	2012 Y-T-D
<b>Recreation</b>				
<b>Budget:</b>	\$2,645,041	\$4,843,070	\$610,296	\$2,057,251
<b>Workload Outputs:</b>				
Number of aquatic enrollments	4,728	5,000	2,355	4,449
Number of other registrations	15,126	12,000	2,658	9,015
Number of classes/programs offered	817	350	199	601
Number of attendees at special events	114,475	120,000	11,420	114,920
Number of rentals at Community Center	163	160	65	186
Number of rentals at Beach Club	86	40	4	71
Number of partnered community events	47	37	7	34
<b>Efficiency:</b>				
Percent of registrations taken on-line	32.3%	35.0%	38.6%	37.0%
Percentage of total expenditures recovered by revenues	69.3%	56.0%	67.2%	72.0%
<b>Effectiveness:</b>				
Percentage customer satisfaction response of satisfactory or above for recreation and leisure classes/facility rentals*	97.8%	100.0%	100.0%	98.9%
Percent of classes/programs cancelled	16.5%	15.0%	17.1%	14.3%
Number of customer requested refunds for classes/programs	358	300	113	297
<b>* Annual measurement</b>				
<b>Marine Safety</b>				
<b>Budget:</b>	\$1,328,811	\$1,442,700	\$244,156	\$ 975,887
<b>Workload Outputs:</b>				
Number of beach visitors (estimate)	2,283,200	2,800,000	282,600	1,501,020
Number of swimmer rescues	1,670	4,500	18	2,132
Number of preventative actions via public education/warnings	24,445	30,000	973	35,740
Number of people reached through public education programs	15,216	20,000	2,849	23,454
Number of drownings with lifeguards on duty	0	0	0	0
<b>Efficiency:</b>				
Visitors per lifeguard (8 hour shift)	786	750	685	668
Rescues per lifeguard FTE (2080 hours)	80	200	0.1	103
<b>Effectiveness:</b>				
Percentage of swimmer rescues without a drowning	100.0%	100.0%	100.0%	100.0%
Percentage of swimmer rescues compared to preventative actions	3.3%	10.0%	1.8%	3.1%
Percent of City elementary schools reached through public education*	0.7%	70.0%	20.0%	20.0%
<b>* Annual measurement</b>				

# Performance Measures

## Beaches. Parks & Recreation

Performance Measures	2011 Actual	2012 Budget	2012 3rd Qtr	2012 Y-T-D
<b><u>Golf Operating</u></b>				
<b>Budget:</b>	\$2,298,638	\$2,271,220	\$442,171	\$1,501,027
<b>Workload Outputs:</b>				
Number of golf rounds played - projected	88,629	95,000	20,027	65,992
Number of golf course acres maintained	133	133	133	133
Total revenue generated by the Golf Course	\$2,152,582	\$ 2,240,000	\$498,067	\$1,702,271
<b>Efficiency:</b>				
Course utilization (rounds played/available tee times*)	96.3%	100.0%	102.7%	102.4%
Cost per round	\$22.72	\$23.84	\$22.08	\$22.86
Percentage cost of recovery	93.6%	100.0%	88.8%	88.7%
<b>Effectiveness:</b>				
Number of complaints per 1,000 rounds	1.4	3.0	2.7	3.5
Maintenance quality of golf course retained at a level B May through October	100.0%	100.0%	100.0%	100.0%
Maintenance quality of golf course retained at a level C November through April	100.0%	100.0%	100.0%	100.0%

# Performance Measures

## Animal Shelter

<b>Performance Measures</b>	<b>2011 Actual</b>	<b>2012 Budget</b>	<b>2012 3rd Qtr</b>	<b>2012 Y-T-D</b>
<b><u>Animal Shelter</u></b>				
<b>Budget:</b>	\$1,308,801	\$1,902,040	\$466,972	\$ 1,377,389
<b>Workload Outputs:</b>				
Number of Dogs Licensed during the year	7,425	9,900	1,922	4,951
Number of calls for service completed during the year	1,863	2,400	597	2,098
Barking Dog complaints received	124	100	25	80
<b>Efficiency:</b>				
Percent of calls for service handled within 24 hours	98.9%	99.0%	99.3%	99.2%
<b>Effectiveness:</b>				
Percentage increase in the number of dog licensed per year	-0.8%	5.0%	10.1%	-7.1%
Number of dog adoptions	244	325	50	161
Number of cat adoptions	330	400	52	306
Number of animals returned to owners	396	425	86	255
Percentage of barking complaints resolved within 40 days	80.3%	97.0%	85.3%	83.7%

---

# Capital Improvement Program- 3rd Quarter Report

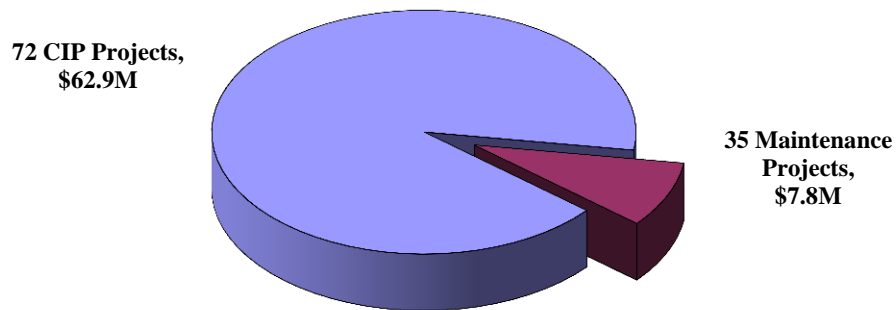
---

## Program Summary

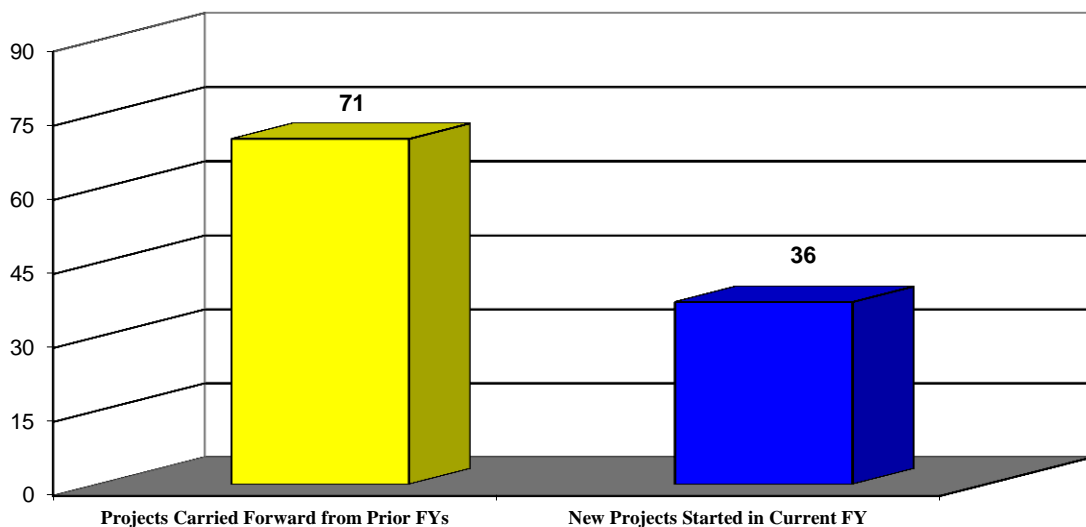
The Capital Improvement Program report provides the Mayor, City Council and community the status of projects in the current FY 2012 and establishes a commitment for the scheduled delivery of projects. The City's Capital Improvement Program remains strong and active. Most areas in the City continue to see improvements to their community facilities in the form of parks, streets, water, sewer, storm drain and other infrastructure improvement projects.

The FY 2012 Capital Improvement Program consists of 107 projects for a total budget of \$70.7 million. A total of 71 projects were started in the prior fiscal years for completion in FY 2012. There are a total of 72 CIP projects and 35 Maintenance and Study projects.

### FY 2012 CIP and Maintenance Projects: \$70.7 Million



### Total CIP and Maintenance Projects: Carried Forward vs. Projects Started in Current FY

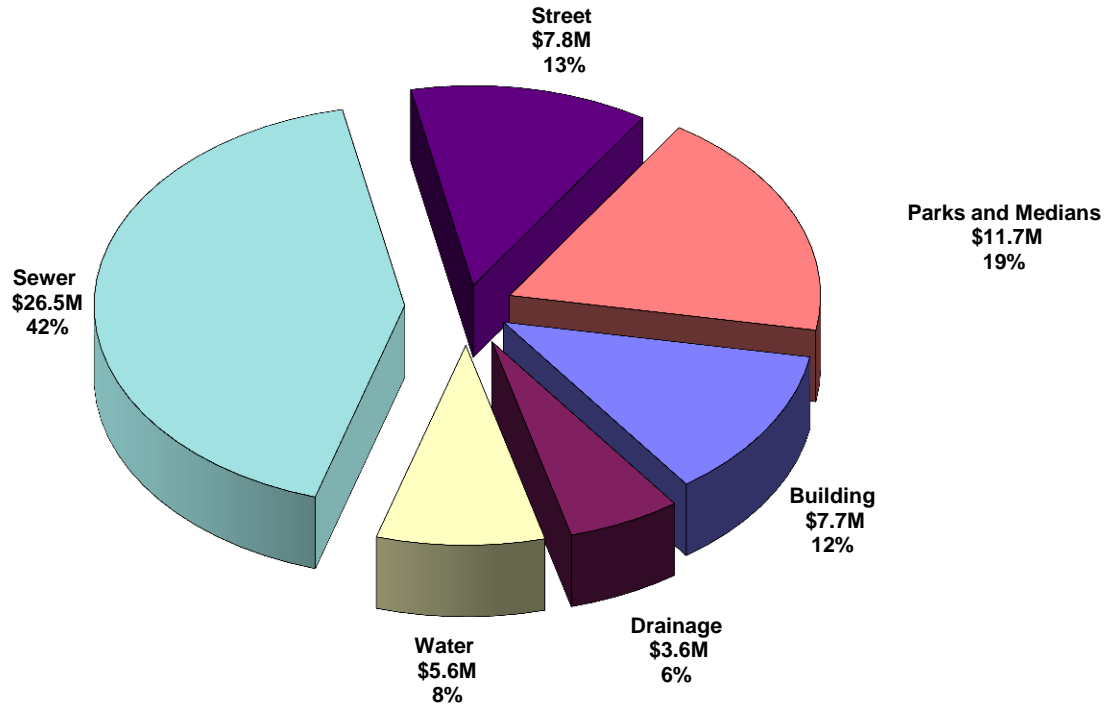


---

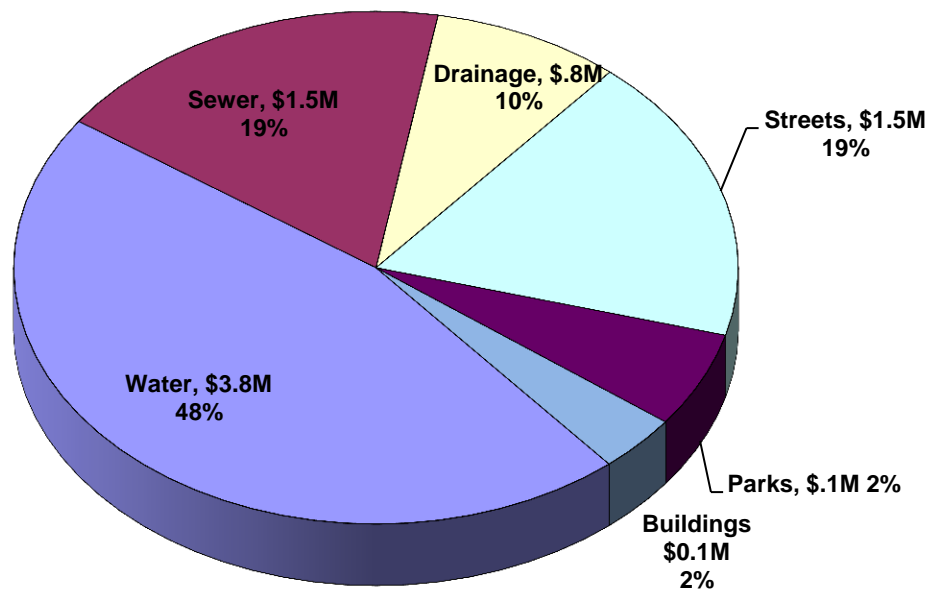
# Capital Improvement Program – 3rd Quarter Report

---

**CIP Projects \$62.9 Million**

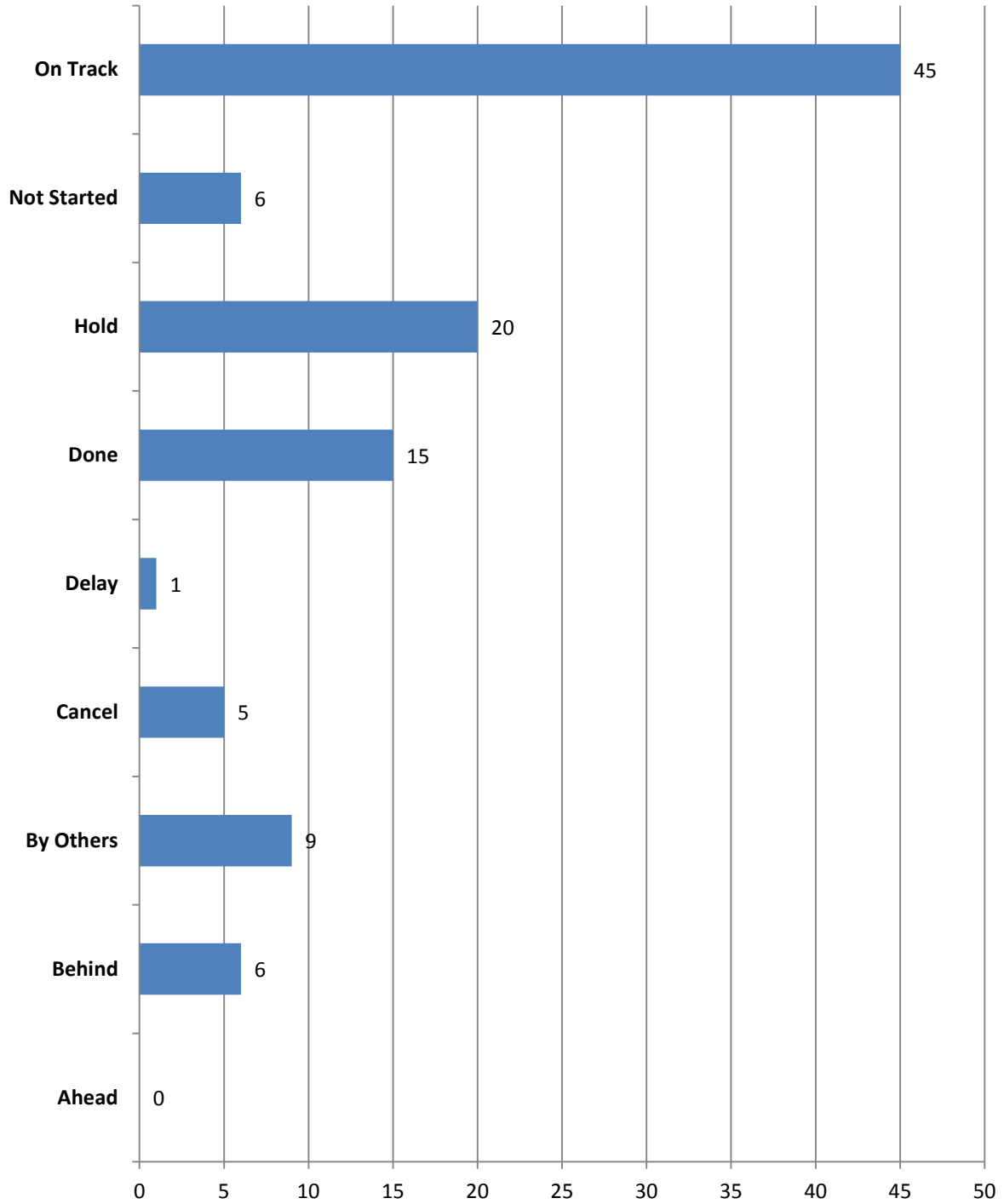


**Maintenance Projects \$7.8 Million**





## Project Status



# Capital Improvement Program – 3rd Quarter Report

## Schedule Changes

Projects are often re-scoped to take advantage of additional funding or to address the changing needs of the community. In order to realign the project delivery commitment with a revised scope, a baseline budget or schedule adjustment (reset) may be proposed. This section proposes each baseline budget adjustment and establishes a new commitment for delivering the project. The projects recommended for reset for this quarter are listed in the following table:

PROJECT*	ORIGINAL GOAL	REVISED GOAL	ORIGINAL COMPLETION DATE	REVISED COMPLETION DATE
<i>Computer Management and Maintenance System/ PN 21201</i>	<i>Complete Implementation Plan</i>	<i>Issue RFP</i>	<i>June 2012</i>	<i>June 2012</i>
<i>Cathodic Protection Projects: PN 12202,19405,22401,26402</i>	<i>Complete Design</i>	<i>75% Design</i>	<i>June 2012</i>	<i>June 2012</i>
<i>Rehabilitate Existing Sewer Lines/ PN 24200</i>	<i>Contract Award</i>	<i>Prioritize Repairs</i>	<i>June 2012</i>	<i>June 2012</i>

\* See individual projects for a detailed explanation

## Project Description and Status Report

An overview of the projects, including the project manager, adopted budget, funding source, anticipated completion date and status at the end of the third quarter have been provided below. Also provided are definitions of terms found within the project updates.

### Definitions

- **Fiscal Year Goal:** The project goal for this fiscal year
- **Goal Completion Date:** The date the project's Fiscal Year Goal is projected to be reached
- **Actual Completion Date:** The date when the Fiscal Year Goal is actually completed
- **Status:** Measures how much the project has been completed toward the Fiscal Year Goal
- **New Project:** A project that has been appropriated by the City Council after the budget is adopted
- **By Others:** The City is not directly in charge of the schedule for these projects
- 

A bar chart depicting the fiscal year schedule is included for significant City projects as shown below. The highlighted area within the chart denotes the completed portion of the project.

July	Aug.	Sept.	Oct.	Nov.	Dec.	Jan.	Feb.	March	April	May	June
D	D	D	D	D	D	D	D	B	B	B	C

Definitions for the nomenclature used in the chart are as follows:

- **RFP:** Request for proposal phase
- **D:** Design phase
- **B:** Public bidding phase
- **C:** Construction phase
- **H:** Hold

---

# Capital Improvement Program- 3rd Quarter Report

---

## *Project Description and Status Report*

### **Buildings - CIP Projects**

#### *Base of Pier Restrooms Rehabilitation*

<b>Project Management:</b>	Tim Shaw	<b>Project Number/ W.O.#:</b>	12560/ 12560
<b>Budget:</b>	\$140,400	<b>Fiscal Year Goal:</b>	Complete Design
<b>Funding Source:</b>	RDA & General Fund	<b>% of Goal Completion:</b>	5%
<b>Goal Completion Date:</b>	June 2012	<b>Status:</b>	Behind
<b>Actual Completion Date:</b>			

**Comments:** A portion of this project was previously funded by the Redevelopment Agency (RDA). \$159,600 in funding has been lost due to the dissolution of RDA. Preliminary prep work for drawings is underway.

#### *Beach Palapa & Picnic Cover Renovations*

<b>Project Management:</b>	Dennis Reed	<b>Project Number/ W.O.#:</b>	18701/ 18701
<b>Budget:</b>	\$37,900	<b>Fiscal Year Goal:</b>	Complete Constr.
<b>Funding Source:</b>	General Fund	<b>% of Goal Completion:</b>	100%
<b>Goal Completion Date:</b>	June 2012	<b>Status:</b>	Done
<b>Actual Completion Date:</b>	March 2012		

**Comments:** Project is completed.

#### *Community Center Rehabilitation*

<b>Project Management:</b>	Dave Dendel	<b>Project Number/ W.O.#:</b>	11546/ 11546
<b>Budget:</b>	\$125,000	<b>Fiscal Year Goal:</b>	Complete Constr.
<b>Funding Source:</b>	Facility Maintenance Rsrv.	<b>% of Goal Completion:</b>	35%
<b>Goal Completion Date:</b>	June 2012	<b>Status:</b>	On Track
<b>Actual Completion Date:</b>			

**Comments:** Scope of work includes rehabilitation/upgrades to HVAC system. The addition of new thermo-pane windows for the second floor office area is being included. City Council approved the award of contract. Staff is in the process of finalizing the documents. The estimated completion is the end of June 2012.

#### *Corporation Yard Building A Rehabilitation*

<b>Project Management:</b>	Matt Atteberry	<b>Project Number/ W.O.#:</b>	11547/ 11547
<b>Budget:</b>	\$250,000	<b>Fiscal Year Goal:</b>	50% Construction
<b>Funding Source:</b>	Facility Maintenance Rsrv.	<b>% of Goal Completion:</b>	35%
<b>Goal Completion Date:</b>	June 2012	<b>Status:</b>	On Track
<b>Actual Completion Date:</b>			

**Comments:** This project involves the design of structural improvements to upgrade Building A with seismic retrofit of roof joints and the replacement of aged skylights. Spire Structural Engineering, Inc. has submitted plans for review and Building Permit.

## Capital Improvement Program – 3rd Quarter Report

### *Downtown Fire Station*

<b>Project Management:</b>	Mike Jorgensen	<b>Project Number/ W.O.#:</b>	15502/ 15502
<b>Budget:</b>	\$1,678,170	<b>Fiscal Year Goal:</b>	Complete Constr.
<b>Funding Source:</b>	Pub. Fac. Constr. Fee Fund	<b>% of Goal Completion:</b>	100%
<b>Goal Completion Date:</b>	September 2011	<b>Status:</b>	Done
<b>Actual Completion Date:</b>	September 2011		
<b>Comments:</b>			

### *Facilities Structural Assessment*

<b>Project Management:</b>	Matt Atteberry	<b>Project Number/ W.O.#:</b>	12561/ 12561
<b>Budget:</b>	\$90,000	<b>Fiscal Year Goal:</b>	Hire Consultant
<b>Funding Source:</b>	Facilities Main.Rsrv. Fund	<b>% of Goal Completion:</b>	5%
<b>Goal Completion Date:</b>	June 2012	<b>Status:</b>	On Track
<b>Actual Completion Date:</b>			
<b>Comments:</b>	Development of short and long term rehabilitation needs of City facilities including Steed Park, North Beach Concessions, City Hall and Corporation Yard Facilities. The Request for Proposal is being developed.		

### *Fuel Management Upgrade and Gate Replacement at WRP*

<b>Project Management:</b>	Dave Dendel	<b>Project Number/ W.O.#:</b>	12910/ 12910
<b>Budget:</b>	\$130,000	<b>Fiscal Year Goal:</b>	Complete Constr.
<b>Funding Source:</b>	Fleet Maint. Fund	<b>% of Goal Completion:</b>	30%
<b>Goal Completion Date:</b>	June 2012	<b>Status:</b>	On Track
<b>Actual Completion Date:</b>			
<b>Comments:</b>	Replacement of the gasoline and diesel monitoring and dispensing system with a new Fuel Management System. The Corporation Yard electrically operated entrance/exit gates and associated improvements will also be upgraded through this project. Requests for proposal for the fuel management system are being developed. The project will go out to bid in late April 2012.		

### *M02 Channel-MHC Parking Lots*

<b>Project Management:</b>	Tom Bonigut	<b>Project Number/ W.O.#:</b>	11505/ 12909
<b>Budget:</b>	\$1,581,980	<b>Fiscal Year Goal:</b>	Complete Design
<b>Funding Source:</b>	Pub. Fac. Constr. Fund	<b>% of Goal Completion:</b>	0%
<b>Goal Completion Date:</b>	April 2012	<b>Status:</b>	Hold
<b>Actual Completion Date:</b>			
<b>Comments:</b>	City Council has directed staff to negotiate with County of Orange prior to procuring professional design services. Staff is seeking an opinion regarding the County's proposed scope of work for the appraisal.		

July	Aug.	Sept.	Oct.	Nov.	Dec.	Jan.	Feb.	March	April	May	June
H	H	H	H	H	H	H	H	H			



---

## Capital Improvement Program – 3rd Quarter Report

---

### Building- Maintenance and Other Projects

#### *Wayfinding Master Sign Program*

<b>Project Management:</b>	Jim Holloway	<b>Project Number/ W.O.#:</b>	32801/ 32801
<b>Budget:</b>	\$125,000	<b>Fiscal Year Goal:</b>	Complete Constr.
<b>Funding Source:</b>	RDA & General Fund	<b>% of Goal Completion:</b>	20%
<b>Goal Completion Date:</b>	June 2012	<b>Status:</b>	Behind
<b>Actual Completion Date:</b>			

**Comments:** The City Council reviewed and approved Phase I of the Wayfinding program, which focuses on signage in the Downtown and Pier Bowl areas and directed staff to evaluate the program's compatibility with the *Manual on Uniform Traffic Control Devices* (MUTCD) to ensure the program's compliance with potentially mandated design requirements. Staff developed an alternative design that incorporates the MUTCD recommendations and presented it to Planning Commission on September 21, 2011. At the meeting the staff committed to provide samples of colors, brown and terra cotta that meet the MUTCD reflectivity requirements. Staff is working with a sign manufacturer to obtain samples in the two colors. Once they are received, they will be presented to Planning Commission for a recommendation and then to City Council for final approval. A portion of this project was previously funded by RDA. \$75,000 in funding has been lost due to the dissolution of RDA.

### Drainage- CIP Projects

#### *Acapulco Storm Drain Lines Rehabilitation (Canyon Outlet)*

<b>Project Management:</b>	Amir Ilkhanipour	<b>Project Number/ W.O.#:</b>	10010/ 10010
<b>Budget:</b>	\$103,290	<b>Fiscal Year Goal:</b>	Complete Constr.
<b>Funding Source:</b>	Storm Drain Utility Fund	<b>% of Goal Completion:</b>	100%
<b>Goal Completion Date:</b>	November 2011	<b>Status:</b>	Done
<b>Actual Completion Date:</b>	November 2011		

**Comments:** Construction of numerous trenchless rehabilitation reaches was completed in FY 2010 on Avenida Acapulco, including a separate project to include a portion of open-trench repair. An erosion problem was encountered when clearing brush necessary to access a storm drain outlet during the scoped trenchless repair work. Preparation of the construction drawings and specifications was prepared by City staff. Construction is completed.

#### *Alameda Lane Drainage System Replacement*

<b>Project Management:</b>	Amir K. Ilkhanipour	<b>Project Number/ W.O.#:</b>	10011/ 10011
<b>Budget:</b>	\$83,060	<b>Fiscal Year Goal:</b>	Complete Design
<b>Funding Source:</b>	Storm Drain Utility Fund	<b>% of Goal Completion:</b>	90%
<b>Goal Completion Date:</b>		<b>Status:</b>	On Track
<b>Actual Completion Date:</b>			

**Comments:** Staff has completed 90% design of the drainage system within Alameda Lane to address nuisance water in this area.

## Capital Improvement Program- 3rd Quarter Report

### *Columbo Storm Drain Extension*

**Project Management:** Amir K. Ilkhanipour      **Project Number/ W.O.#:** 18005/ 18005  
**Budget:** \$313,760  
**Funding Source:** Storm Drain Utility Fund      **Fiscal Year Goal:** 10% Construction  
**Goal Completion Date:** June 2012      **% of Goal Completion:** 50%  
**Actual Completion Date:**      **Status:** Hold

**Comments:** Staff analyzed the project and scoped potential solutions by utilizing existing information and input from geotechnical firms, environmental consultants and contractors. VA Consulting, Inc. has completed the Preliminary Design Report and is waiting for City staff to secure a storm drain easement from a property owner prior to proceeding with the final design. Project is on hold until negotiations with the property owner for securing the easement are finalized.

### *Cristobal Storm Drain Extension to T-Street Canyon RR Culvert*

**Project Management:** Amir K. Ilkhanipour      **Project Number/ W.O.#:** 19012/ 19012  
**Budget:** \$367,440  
**Funding Source:** Storm Drain Utility Fund      **Fiscal Year Goal:** Monitor  
**Goal Completion Date:** June 2012      **% of Goal Completion:** 75%  
**Actual Completion Date:**      **Status:** On Track

**Comments:** A hydrology study and preliminary hydraulic modeling have been prepared for the existing ditch next to the railroad tracks. Staff continues to monitor the drainage during the spring season and will work with SCRRA to coordinate and plan necessary drainage improvements.

### *Los Mares/Vaquero Storm Drain*

**Project Management:** Amir Ilkhanipour      **Project Number/ W.O.#:** 16001/ 16001  
**Budget:** \$745,900  
**Funding Source:** Storm Drain Utility Fund      **Fiscal Year Goal:** 10% Construction  
**Goal Completion Date:** June 2012      **% of Goal Completion:** 60%  
**Actual Completion Date:**      **Status:** Hold

**Comments:** Project will address flooding in the Los Mares/Vaquero intersection by upsizing and realigning the storm drain in this area. Staff continues to negotiate with the Shorecliffs Golf Course owners to secure a storm drain easement needed for a segment of the proposed storm drain that is within the Golf Course. Project is on hold until negotiations with the Golf Course for securing the easement are finalized.

July	Aug.	Sept.	Oct.	Nov.	Dec.	Jan.	Feb.	March	April	May	June
D	D	D	D	NE	GO	TIA	TI	ON	H	H	H

### *Plaza La Playa Channel*

**Project Management:** Ken Knatz      **Project Number/ W.O.#:** 13807/ 410387  
**Budget:** \$368,290  
**Funding Source:** Storm Drain Utility Fund      **Fiscal Year Goal:** Complete Constr.  
**Goal Completion Date:** August 2011      **% of Goal Completion:** 100%  
**Actual Completion Date:** August 2011      **Status:** Done

**Comments:** This project constructed a flood wall along a section of channel near the existing railroad culvert. Rehabilitation of 415 feet of channel bottom was added to the project through a change order due to severe damage from the FY 2011 winter storms.

## Capital Improvement Program – 3rd Quarter Report

### *Prima Deshecha Canada Channel (M01) Reconstruction*

**Project Management:** Amir K. Ilkhanipour      **Project Number/ W.O.#:** 10013/ 10013  
**Budget:** \$1,666,900  
**Funding Source:** Storm Drain Utility Fund      **Fiscal Year Goal:** 10% Construction  
**Goal Completion Date:** June 2012      **% of Goal Completion:** 75%  
**Actual Completion Date:**      **Status:** On Track

**Comments:** Prima Deshecha Canada Channel (M01), between Calle Grande Vista and Avenida Vaquero, is in need of rehabilitation. VA Consulting, Inc. (consultant) has completed the final design, prepared 90% complete construction plans, specifications and engineer's estimate (bid package) for the proposed improvements for public bidding. Regulatory permits, including the Coastal Commission approval, are currently being secured.

July	Aug.	Sept.	Oct.	Nov.	Dec.	Jan.	Feb.	March	April	May	June
D	D	D	D	D	D	D	D	D	B	B	B

### Drainage- Maintenance & Other Projects

#### *Existing Storm Drain Rehabilitation*

**Project Management:** M. Atteberry/ J. Elston      **Project Number/ W.O.#:** 26001/ 26001  
**Budget:** \$335,000  
**Funding Source:** Storm Drain Utility Fund      **Fiscal Year Goal:** Complete Constr.  
**Goal Completion Date:** June 2012      **% of Goal Completion:** 50%  
**Actual Completion Date:**      **Status:** On Track  
**Comments:** This is an on-going yearly project to rehabilitate deteriorated pipelines from City video assessments. Project funding is also used by the Utilities Division for unscheduled or emergency maintenance of the storm drain system.

#### *Los Mares at Vaquero Infrastructure Protection*

**Project Management:** Bill Cameron      **Project Number/ W.O.#:** 20001/ 20001  
**Budget:** \$117,570  
**Funding Source:** Storm Drain Util. Fund, Sewer Deprec. and Water Deprec. Funds, Gas Tax Fund      **Fiscal Year Goal:** Hire Consultant  
**Goal Completion Date:** June 2012      **% of Goal Completion:**  
**Actual Completion Date:**      **Status:** Hold  
**Comments:** Scope for RFP to protect street and utilities is being developed.

#### *Montalvo Canyon Drain Study*

**Project Management:** Amir Ilkhanipour      **Project Number/ W.O.#:** 22001/ 22001  
**Budget:** \$40,000  
**Funding Source:** Storm Drain Deprec. Rsrv. Fund      **Fiscal Year Goal:** 50% Study  
**Goal Completion Date:** June 2012      **% of Goal Completion:** 30%  
**Actual Completion Date:**      **Status:** On Track  
**Comments:** A drainage study is needed to perform hydrology and hydraulic calculations for the reach of Montalvo Canyon natural waterway in the proximity of the ocean outlet. A request for proposal has been distributed to several consultants for engineering services.



## Capital Improvement Program- 3rd Quarter Report

### *Poche Beach M01 Watershed, Phase II Bacterial Study*

<b>Project Management:</b>	Tom Bonigut	<b>Project Number/ W.O.#:</b>	39401/ 39401
<b>Budget:</b>	\$259,580	<b>Fiscal Year Goal:</b>	Study Completion
<b>Funding Source:</b>	Clean Ocean Fund	<b>% of Goal Completion:</b>	95%
<b>Goal Completion Date:</b>	April 2012	<b>Status:</b>	On Track
<b>Actual Completion Date:</b>			
<b>Comments:</b> A draft study report has been prepared and will be provided for public review in April 2012.			

### Parks & Medians- CIP Projects

#### *Bonito Canyon Tennis Court Rehabilitation*

<b>Project Management:</b>	Matt Atteberry	<b>Project Number/ W.O.#:</b>	12160/ 12160
<b>Budget:</b>	\$145,000	<b>Fiscal Year Goal:</b>	Complete Constr.
<b>Funding Source:</b>	Parks Acq.	<b>% of Goal Completion:</b>	35%
<b>Goal Completion Date:</b>	June 2012	<b>Status:</b>	Delayed
<b>Actual Completion Date:</b>			
<b>Comments:</b> Plans and specs are 90% complete. Asphalt is being specified for the courts in lieu of concrete. Engineering is awaiting direction from Beaches, Parks and Recreation regarding inclusion of features that were not part of the original project scope.			

#### *Courtney's Sand Castle*

<b>Project Management:</b>	Tim Shaw	<b>Project Number/ W.O.#:</b>	10143/ 10143
<b>Budget:</b>	\$16,530	<b>Fiscal Year Goal:</b>	Complete Constr.
<b>Funding Source:</b>	Parks Acq.	<b>% of Goal Completion:</b>	100%
<b>Goal Completion Date:</b>	January 2012	<b>Status:</b>	Done
<b>Actual Completion Date:</b>	February 2012		
<b>Comments:</b> Phase 1 has been completed as part of La Pata/ Vista Hermosa Sports Park. Phase 2 is yet to be determined.			

#### *Linda Lane – Trail Lighting Enhancements*

<b>Project Management:</b>	Tim Shaw	<b>Project Number/ W.O.#:</b>	10140/ 10140
<b>Budget:</b>	\$0	<b>Fiscal Year Goal:</b>	Complete Design
<b>Funding Source:</b>	RDA Fund	<b>% of Goal Completion:</b>	20%
<b>Goal Completion Date:</b>	June 2012	<b>Status:</b>	Cancelled
<b>Actual Completion Date:</b>			
<b>Comments:</b> In early January 2012, the State's Supreme Court upheld legislation dissolving California Redevelopment Agencies. Projects deemed to be high priority by the City will be budgeted with funding from the General Fund or other available funding sources in future years.			

#### *Max Berg Plaza Park Sidewalk Improvements*

<b>Project Management:</b>	Ben Parker	<b>Project Number/ W.O.#:</b>	11301/ 11301
<b>Budget:</b>	\$894,460	<b>Fiscal Year Goal:</b>	Contract Award
<b>Funding Source:</b>	Safe Route to Schools and CDBG Grants, Gas Tax Fund	<b>% of Goal Completion:</b>	100%
<b>Goal Completion Date:</b>	June 2012	<b>Status:</b>	Done
<b>Actual Completion Date:</b>	December 2011		
<b>Comments:</b> Park walkway rehabilitation around the perimeter of the park and associated improvements.			

July	Aug.	Sept.	Oct.	Nov.	Dec.	Jan.	Feb.	March	April	May	June
D	D	D	B	B	B	C	C	C	C	C	C

## Capital Improvement Program – 3rd Quarter Report

### *North Beach Crossing Improvements*

<b>Project Management:</b>	Tom Bonigut	<b>Project Number/ W.O.#:</b>	19805/ 19805
<b>Budget:</b>	\$146,400	<b>Fiscal Year Goal:</b>	Complete Constr.
<b>Funding Source:</b>	Gas Tax Fund	<b>% of Goal Completion:</b>	100%
<b>Goal Completion Date:</b>	December 2011	<b>Status:</b>	Project By Others
<b>Actual Completion Date:</b>	December 2011		
<b>Comments:</b> North Beach crossing improvements are complete.			

### *Pier Bowl/Beach Trail Way- Finding Signs*

<b>Project Management:</b>	Jim Holloway	<b>Project Number/ W.O.#:</b>	10314/ 10314
<b>Budget:</b>	\$0	<b>Fiscal Year Goal:</b>	75% Constr.
<b>Funding Source:</b>	RDA Fund	<b>% of Goal Completion:</b>	15%
<b>Goal Completion Date:</b>	June 2012	<b>Status:</b>	Cancelled
<b>Actual Completion Date:</b>			
<b>Comments:</b> In early January 2012, the State's Supreme Court upheld legislation dissolving California Redevelopment Agencies. Projects deemed to be high priority by the City will be budgeted with funding from the General Fund or other available funding sources in future years. Phase 1 project will be constructed with funds from the Wayfinding Master Sign Program, project #32801 (see page 8).			

### *Pier Crossing Improvements*

<b>Project Management:</b>	Tom Bonigut	<b>Project Number/ W.O.#</b>	19806/ 19806
<b>Budget:</b>	\$0	<b>Fiscal Year Goal:</b>	Complete Constr.
<b>Funding Source:</b>	RDA Fund	<b>% of Goal Completion:</b>	100%
<b>Goal Completion Date:</b>	September 2011	<b>Status:</b>	Project By Others
<b>Actual Completion Date:</b>	September 2011		
<b>Comments:</b> Pier crossing improvements are completed.			

### *Playground Equipment Replacements*

<b>Project Management:</b>	Tim Shaw	<b>Project Number/ W.O.#:</b>	12724/ 12724
<b>Budget:</b>	\$125,000	<b>Fiscal Year Goal:</b>	Complete 1 Playground Rehab
<b>Funding Source:</b>	Park Asset Repl. Rsrv. Fund	<b>% of Goal Completion:</b>	5%
<b>Goal Completion Date:</b>	June 2012	<b>Status:</b>	Behind
<b>Actual Completion Date:</b>			
<b>Comments:</b> Reviewing plans for replacement of playgrounds at Max Berg Plaza Park.			

### *San Geronio Park Youth Sports Building & Restroom*

<b>Project Management:</b>	Dennis Reed	<b>Project Number/ W.O.#:</b>	10401/ 630010
<b>Budget:</b>	\$50,000	<b>Fiscal Year Goal:</b>	Complete Constr.
<b>Funding Source:</b>	Parks Acquisition Fund	<b>% of Goal Completion:</b>	30%
<b>Goal Completion Date:</b>	June 2012	<b>Status:</b>	Behind
<b>Actual Completion Date:</b>			
<b>Comments:</b> Project will provide for new roof construction. Design firm to be hired this Spring.			

### *Shoreline Feasibility Study*

<b>Project Management:</b>	Tom Bonigut	<b>Project Number/ W.O.#:</b>	19907/ 19907
<b>Budget:</b>	\$136,460	<b>Fiscal Year Goal:</b>	Complete Study
<b>Funding Source:</b>	General Fund	<b>% of Goal Completion:</b>	100%
<b>Goal Completion Date:</b>	December 2011	<b>Status:</b>	Project by Others
<b>Actual Completion Date:</b>	December 2011		
<b>Comments:</b> The study has been completed, and the Army Corps Chief of Engineers has approved the final report.			



# Capital Improvement Program – 3rd Quarter Report

## *Pier Bowl Improvements*

**Project Management:** Tim Shaw **Project Number/ W.O.#:** 29701/ 29701  
**Budget:** \$0  
**Funding Source:** RDA Fund **Fiscal Year Goal:** Develop Improvement List  
**Goal Completion Date:** June 2012 **% of Goal Completion:** 0%  
**Actual Completion Date:** **Status:** Cancelled  
**Comments:** In early January 2012, the State’s Supreme Court upheld legislation dissolving California Redevelopment Agencies. Projects deemed to be high priority by the City will be budgeted with funding from the General Fund or other available funding sources in future years.

## *Pier Bowl Landscape, Lighting and Sidewalk Improvements*

**Project Management:** Tim Shaw **Project Number/ W.O.#:** 29702/ 29702  
**Budget:** \$0  
**Funding Source:** RDA Fund **Fiscal Year Goal:** Complete Constr.  
**Goal Completion Date:** September 2011 **% of Goal Completion:** 100%  
**Actual Completion Date:** September 2011 **Status:** Done  
**Comments:** Construction is complete.

## Sewer- CIP Projects

### *Aeration Basin Blower Rehabilitation*

**Project Management:** Ken Knatz **Project Number/ W.O.#:** 12201/ 12201  
**Budget:** \$150,000  
**Funding Source:** Sewer Deprec. Rsrv. Fund **Fiscal Year Goal:** Complete Design  
**Goal Completion Date:** June 2012 **% of Goal Completion:** 25%  
**Actual Completion Date:** **Status:** On Track  
**Comments:** Upgrade at WRP to replace 20 year old equipment. New technology will improve system efficiency and provide energy cost savings. Two proposals were received in response to the City’s request for proposal. Professional services contract award by the City Council is anticipated in May.

### *Los Molinos Pump Station Emergency Backup*

**Project Management:** Amir K. Ilkhanipour **Project Number/ W.O.#:** 10202/ 10202  
**Budget:** \$700,000  
**Funding Source:** Sewer Deprec. Rsrv. Fund **Fiscal Year Goal:** 50% Construction  
**Goal Completion Date:** June 2012 **% of Goal Completion:** 30%  
**Actual Completion Date:** **Status:** On Track  
**Comments:** Los Molinos Pump Station mechanical equipment, electrical and instrumentation systems are being upgraded for additional reliability. Based on a public bid opening, the City Council awarded a construction contract on January 17, 2012.

July	Aug.	Sept.	Oct.	Nov.	Dec.	Jan.	Feb.	March	April	May	June
D	D	D	D	D	B	B	B	C	C	C	C

## Capital Improvement Program- 3rd Quarter Report

### *Los Molinos Pump Station Rehabilitation*

**Project Management:** Amir K. Ilkhanipour      **Project Number/ W.O.#:** 19204/ 19204  
**Budget:** \$200,000  
**Funding Source:** Sewer Depr. Rsrv. Fund      **Fiscal Year Goal:** 50% Construction  
**Goal Completion Date:** June 2012      **% of Goal Completion:** 30%  
**Actual Completion Date:**      **Status:** On Track  
**Comments:** Los Molinos Pump Station mechanical equipment, electrical and instrumentation systems are being upgraded for additional reliability. Based on a public bid opening, the City Council awarded a construction contract on January 17, 2012.

### *Main Pump Station Force Main Cathodic Protection*

**Project Management:** Ken Knatz      **Project Number/ W.O.#:** 12202/ 12202  
**Budget:** \$500,000  
**Funding Source:** Sewer Depr. Rsrv. Fund      **Fiscal Year Goal:** 75% Design  
**Goal Completion Date:** June 2012      **% of Goal Completion:** 60%  
**Actual Completion Date:**      **Status:** On Track  
**Comments:** This project will be implemented in conjunction with the City-wide cathodic protection and Main Pump Station rehabilitation projects. The joints of the force main at the intersection of Avenida Pico and El Camino Real were bonded to provide electrical continuity in this segment of the pipeline. This work was performed to avoid the future need to excavate through the decorative pavers recently installed in the intersection. This project has been re-scoped.

### *Main Pump Station Rehabilitation*

**Project Management:** Ken Knatz      **Project Number/ W.O.#:** 10203/ 10203  
**Budget:** \$744,750  
**Funding Source:** Sewer Depr. Rsrv. Fund      **Fiscal Year Goal:** 50% Design  
**Goal Completion Date:** June 2012      **% of Goal Completion:** 10%  
**Actual Completion Date:**      **Status:** On Track  
**Comments:** Results of preliminary design report are being used as a basis to scope the pump station rehabilitation. Staff recommends moving forward with pump replacements due to continued poor pump performance after testing PLC re-programming option.

July	Aug.	Sept.	Oct.	Nov.	Dec.	Jan.	Feb.	March	April	May	June
								RFP	RFP	RFP	D

### *Marblehead Coastal Recycled Water Line Reimbursement*

**Project Management:** Dave Rebensdorf      **Project Number/ W.O.#:** 17201/ 17201  
**Budget:** \$350,000  
**Funding Source:** Sewer Conn. Fee Rsrv. Fund      **Fiscal Year Goal:** Complete Constr.  
**Goal Completion Date:** June 2012      **% of Goal Completion:**      **Status:** Project By Others  
**Actual Completion Date:**      **Status:** Project By Others  
**Comments:** Buried 16- inch recycled water line complete. Bridge section, tie-ins and cathodic protection have not been completed. Portions of this work are being completed by the Marblehead bonding company contractor.

## Capital Improvement Program – 3rd Quarter Report

### *Recycled Water Expansion*

**Project Management:** Dave Rebensdorf **Project Number/ W.O.#:** 18201/ 18201  
**Budget:** \$19,790,970  
**Funding Source:** Sewer Conn. Fee Rsrv. Fund / Prop 50 **Fiscal Year Goal:** Issue Bid Set  
**Goal Completion Date:** June 2012 **% of Goal Completion:** 90%  
**Actual Completion Date:** **Status:** On Track

**Comments:** Design of 9 miles of pipelines, Reservoir 11 conversion, a pressure reducing station and WRP improvements are complete. A low interest State Revolving Fund loan will be used to supplement secured EPA and SWRQCB Prop 50 Grants. Final loan approval from the State is pending.

July	Aug.	Sept.	Oct.	Nov.	Dec.	Jan.	Feb.	March	April	May	June
D	D	D	D	D	D	D	D	D	D	D	B

### *Sewer System SCADA System Development*

**Project Management:** D. Rebensdorf/ M. Fakhar **Project Number/ W.O.#:** 12605/ 410336  
**Budget:** \$2,060,450  
**Funding Source:** Sewer Depr. & Sewer Conn. Fee Rsrv. Funds **Fiscal Year Goal:** Complete Constr.  
**Goal Completion Date:** June 2012 **% of Goal Completion:** 60%  
**Actual Completion Date:** **Status:** On Track

**Comments:** Construction contract was awarded in September by the City Council. Construction is underway.

July	Aug.	Sept.	Oct.	Nov.	Dec.	Jan.	Feb.	March	April	May	June
B	B	B	C	C	C	C	C	C	C	C	C

### *Water Reclamation Odor Control Improvements*

**Project Management:** Ken Knatz **Project Number/ W.O.#:** 18604/ 410277  
**Budget:** \$137,720  
**Funding Source:** Sewer Connection Fee Rsrv.Fund **Fiscal Year Goal:** Complete Construction  
**Goal Completion Date:** June 2012 **% of Goal Completion:** 10%  
**Actual Completion Date:** **Status:** On Track

**Comments:** Plans and specifications are complete. OCFA approval is required prior to construction contract award.

### *WRP Solids Handling*

**Project Management:** Ken Knatz **Project Number/ W.O.#:** 10204/ 10204  
**Budget:** \$1,878,380  
**Funding Source:** Sewer Deprec. Rsrv. Fund **Fiscal Year Goal:** 10% Construction  
**Goal Completion Date:** June 2012 **% of Goal Completion:** 65%  
**Actual Completion Date:** **Status:** On Track

**Comments:** Project will evaluate new technology for solids handling at the WRP to replace 20 year old belt filter presses. Pilot testing of centrifuges and screw press equipment has been completed. Centrifuge technology has been selected for the project. Project design is complete and project will be issued for bid in late April.

July	Aug.	Sept.	Oct.	Nov.	Dec.	Jan.	Feb.	March	April	May	June
D	D	D	D	D	D	D	D	D	B	B	B

---

## Capital Improvement Program- 3rd Quarter Report

---

### Sewer- Maintenance and Other Projects

#### *Computerized Maintenance and Management System*

<b>Project Management:</b>	Ken Knatz	<b>Project Number/ W.O.#:</b>	21201/ 21201
<b>Budget:</b>	\$45,160	<b>Fiscal Year Goal:</b>	Issue RFP
<b>Funding Source:</b>	Sewer and Water Depr. Fund	<b>% of Goal Completion:</b>	50%
<b>Goal Completion Date:</b>	June 2012	<b>Status:</b>	On Track

**Comments:** Improvements to Utilities Division asset maintenance and replacement software program. Over the past year the Utilities Division was considering software replacement options prior to moving forward with current software upgrades to its Maximo CMMS system which resulted in putting this project on hold. The Utilities Staffing Analysis recommends implementing an enterprise solution throughout the Division to track all of its activities. A request for proposal is being developed to explore software options and create a phased implementation plan. This project has been re-scoped.

#### *Digester Boiler Flame Pack Replacement*

<b>Project Management:</b>	Jay Elston	<b>Project Number/ W.O.#:</b>	22201/ 22201
<b>Budget:</b>	\$150,000	<b>Fiscal Year Goal:</b>	Complete Constr.
<b>Funding Source:</b>	Sewer Depr. Rsrv. Fund	<b>% of Goal Completion:</b>	50%
<b>Goal Completion Date:</b>	June 2012	<b>Status:</b>	On Track

**Comments:** The flame packs are ordered with an expected delivery time of 6 weeks.

#### *Main Pump Station Force Main Inspection*

<b>Project Management:</b>	Ken Knatz	<b>Project Number/ W.O.#:</b>	25203/ 25203
<b>Budget:</b>	\$71,090	<b>Fiscal Year Goal:</b>	Complete Design
<b>Funding Source:</b>	Sewer Depr. Rsrv. Fund	<b>% of Goal Completion:</b>	50%
<b>Goal Completion Date:</b>	June 2012	<b>Status:</b>	On Track

**Comments:** Project will be implemented with Main Pump Station upgrades and cathodic protection improvements. The joints of the force main at the intersection of Avenida Pico and El Camino Real were bonded to provide electrical continuity in this segment of the pipeline. This work was performed to avoid the future need to excavate through the decorative pavers installed in the intersection. This project was previously deferred to await the outcome of the Playa Del Norte development.

#### *Ocean Outfall Junction Repairs*

<b>Project Management:</b>	Dave Rebensdorf	<b>Project Number/ W.O.#:</b>	28205/ 28205
<b>Budget:</b>	\$118,080	<b>Fiscal Year Goal:</b>	TBD
<b>Funding Source:</b>	Sewer Other Agency Rsrv. Fund	<b>% of Goal Completion:</b>	
<b>Goal Completion Date:</b>		<b>Status:</b>	Project By Others

**Comments:**

# Capital Improvement Program – 3rd Quarter Report

## *Rehabilitate Existing Sewer Lines*

**Project Management:** Matt Atteberry **Project Number/ W.O.#:** 24200/ 24200  
**Budget:** \$445,000  
**Funding Source:** Sewer Depr. Rsrv. Fund **Fiscal Year Goal:** Prioritize Repairs  
**Goal Completion Date:** June 2012 **% of Goal Completion:** 10%  
**Actual Completion Date:** **Status:** On Track  
**Comments:** This is an on-going yearly project to rehabilitate deteriorated pipelines from City video assessments. Project funding is also used by the Utilities Division for unscheduled maintenance of the sewer system. Unscheduled sewer system maintenance has depleted yearly pipeline rehabilitation funds. Contract will be scheduled for award at the beginning of FY 2013. This project has been re-scoped.

## *Sewer Line Support at Trafalgar Canyon*

**Project Management:** Matt Atteberry **Project Number/ W.O.#:** 21202/ 21202  
**Budget:** \$150,000  
**Funding Source:** Sewer Depr. Rsrv. Fund **Fiscal Year Goal:** Complete Design  
**Goal Completion Date:** June 2012 **% of Goal Completion:** 0%  
**Actual Completion Date:** **Status:** Not Started  
**Comments:** Staff will design new pipeline supports and incidental protective measures to protect line from canyon drainage.

## *WRP Chlorinator Replacement*

**Project Management:** Dave Rebensdorf **Project Number/ W.O.#:** 27202/ 27202  
**Budget:** \$520,000  
**Funding Source:** Sewer Depr. Rsrv. Fund **Fiscal Year Goal:** Issue Bid Set  
**Goal Completion Date:** June 2012 **% of Goal Completion:** 90%  
**Actual Completion Date:** **Status:** On Track  
**Comments:** This project is combined with the Recycled Water Expansion project.

July	Aug.	Sept.	Oct.	Nov.	Dec.	Jan.	Feb.	March	April	May	June
D	D	D	D	D	D	D	D	D	D	D	B

## Streets- CIP Projects

### *Calle Aguila*

**Project Management:** Ben Parker **Project Number/ W.O.#:** 12336/ 12336  
**Budget:** \$310,000  
**Funding Source:** Street Improvement Fund **Fiscal Year Goal:** Complete Design  
**Goal Completion Date:** June 2012 **% of Goal Completion:** 0%  
**Actual Completion Date:** **Status:** Not Started  
**Comments:** Design is scheduled for the fourth quarter. Design will only be completed to 70% until reclaimed water line is installed.



## Capital Improvement Program- 3rd Quarter Report

### *Calle Amanecer – Phase II*

**Project Management:** Ben Parker **Project Number/ W.O.#:** 11304/ 11304  
**Budget:** \$699,410  
**Funding Source:** Street Improvement Fund **Fiscal Year Goal:** Complete Design  
**Goal Completion Date:** June 2012 **% of Goal Completion:** 70%  
**Actual Completion Date:** **Status:** Hold

**Comments:** This project has been phased to accommodate delays of the Recycled Water Expansion project. Phase I portion was not impacted by this and was constructed. Base plan has been prepared and waiting on recycled water line installation to complete design.

July	Aug.	Sept.	Oct.	Nov.	Dec.	Jan.	Feb.	March	April	May	June
D	D	D	D	D	D	H	H	H			

### *Calle Cordillera*

**Project Management:** Ben Parker **Project Number/ W.O.#:** 11305/ 11305  
**Budget:** \$350,000  
**Funding Source:** Street Improvement Fund **Fiscal Year Goal:** Complete Design  
**Goal Completion Date:** June 2012 **% of Goal Completion:** 70%  
**Actual Completion Date:** **Status:** Hold

**Comments:** Delayed due to the Recycled Water Expansion project. The base plan has been prepared. Waiting on water line installation to complete the design.

### *Calle De Los Molinos Rehabilitation*

**Project Management:** Ben Parker **Project Number/ W.O.#:** 18118/ 410280  
**Budget:** \$1,057,450  
**Funding Source:** Street Improvement Fund **Fiscal Year Goal:** Contract Award  
**Goal Completion Date:** June 2012 **% of Goal Completion:** 0%  
**Actual Completion Date:** **Status:** Hold

**Comments:** Award will be dependant upon SDG&E completing utility undergrounding.

July	Aug.	Sept.	Oct.	Nov.	Dec.	Jan.	Feb.	March	April	May	June
H	H	H	H	H	H	H	H	H			

### *Calle Doncella*

**Project Management:** Ben Parker **Project Number/ W.O.#:** 12337/ 12337  
**Budget:** \$150,000  
**Funding Source:** Street Improvement Fund **Fiscal Year Goal:** Complete Constr.  
**Goal Completion Date:** June 2012 **% of Goal Completion:** 100%  
**Actual Completion Date:** December 2011 **Status:** Done

**Comments:**

### *Calle Estaban*

**Project Management:** Ben Parker **Project Number/ W.O.#:** 12338/ 12338  
**Budget:** \$185,000  
**Funding Source:** Street Improvement Fund **Fiscal Year Goal:** Complete Constr.  
**Goal Completion Date:** June 2012 **% of Goal Completion:** 100%  
**Actual Completion Date:** December 2011 **Status:** Done

**Comments:**

## Capital Improvement Program – 3rd Quarter Report

### *Calle Valle Rehabilitation*

**Project Management:** Ben Parker **Project Number/ W.O.#:** 19102/ 410084  
**Budget:** \$617,150  
**Funding Source:** Street Improvement Fund **Fiscal Year Goal:** Contract Award  
**Goal Completion Date:** June 2012 **% of Goal Completion:** 0%  
**Actual Completion Date:** **Status:** Not Started  
**Comments:** Award will be dependant upon SDG&E completing undergrounding of overhead utilities.

### *Camino Del Rio & La Pata Extensions*

**Project Management:** Tom Bonigut **Project Number/ W.O.#:** 18316/ 18316  
**Budget:** \$135,770 **Fiscal Year Goal:** Coordination with the County  
**Funding Source:** Gas Tax Fund  
**Goal Completion Date:** June 2012 **% of Goal Completion:**  
**Actual Completion Date:** **Status:** Project By Others  
**Comments:** City staff continues to coordinate with the County on the design of the project. Project design will be completed by the end of 2012.

### *Intersection Improvement of El Camino Real & Avenida Pico*

**Project Management:** Ben Parker **Project Number/ W.O.#:** 12903/ 410343  
**Budget:** \$273,300 **Fiscal Year Goal:** Complete Final Environmental and Grant Report  
**Funding Source:** RCFPP  
**Goal Completion Date:** June 2012 **% of Goal Completion:** 100%  
**Actual Completion Date:** February 2012 **Status:** Done  
**Comments:**

### *Los Mares/Vaquero Street Reconstruction (MO2)*

**Project Management:** Ben Parker **Project Number/ W.O.#:** 11302/ 11302  
**Budget:** \$700,000 **Fiscal Year Goal:** Complete Design  
**Funding Source:** Street Improvement Fund **% of Goal Completion:** 90%  
**Goal Completion Date:** June 2012 **Status:** Hold  
**Actual Completion Date:**  
**Comments:** Street reconstruction plans are 90% complete, and are waiting on storm drain improvements that have been delayed due to easement negotiations.

July	Aug.	Sept.	Oct.	Nov.	Dec.	Jan.	Feb.	March	April	May	June
H	H	H	H	H	H	H	H	H			

### *Pier Bowl Street Improvements*

**Project Management:** Ben Parker **Project Number/ W.O.#:** 12340/ 12340  
**Budget:** \$0  
**Funding Source:** RDA Fund **Fiscal Year Goal:**  
**Goal Completion Date:** **% of Goal Completion:**  
**Actual Completion Date:** **Status:** Cancelled  
**Comments:** In early January 2012, the State's Supreme Court upheld legislation dissolving California Redevelopment Agencies. Projects deemed to be high priority by the City will be budgeted with funding from the General Fund or other available funding sources in future years.

## Capital Improvement Program- 3rd Quarter Report

### *Sarmentoso (Phase II)*

<b>Project Management:</b>	Ben Parker	<b>Project Number/ W.O.#:</b>	11303/ 11303
<b>Budget:</b>	\$700,000	<b>Fiscal Year Goal:</b>	Complete Design
<b>Funding Source:</b>	Gas Tax Fund	<b>% of Goal Completion:</b>	70%
<b>Goal Completion Date:</b>	June 2012	<b>Status:</b>	Hold

**Comments:** This project has been phased to accommodate delays of the Recycled Water Expansion project. Phase I portion was not impacted by this and was constructed. Base plan has been prepared and waiting on water line installation to complete design.

July	Aug.	Sept.	Oct.	Nov.	Dec.	Jan.	Feb.	March	April	May	June
D	D	D	D	D	D	H	H	H			

### *Sidewalk Improvements/ CDBG (Calle Seville)*

<b>Project Management:</b>	Ben Parker	<b>Project Number/ W.O.#:</b>	12341/ 12341
<b>Budget:</b>	\$150,000	<b>Fiscal Year Goal:</b>	Complete Design
<b>Funding Source:</b>	CDBG Grants Fund	<b>% of Goal Completion:</b>	25%
<b>Goal Completion Date:</b>	June 2012	<b>Status:</b>	On Track

**Comments:** Staff has prepared several design scenarios that are being evaluated with the citywide sidewalk policy.

### *Traffic Signal Battery Backup System*

<b>Project Management:</b>	Jane Mrotek	<b>Project Number/ W.O.#:</b>	12334/ 12334
<b>Budget:</b>	\$100,000	<b>Fiscal Year Goal:</b>	Complete Constr.
<b>Funding Source:</b>	Facilities Main. Rsrv. Fund	<b>% of Goal Completion:</b>	35%
<b>Goal Completion Date:</b>	June 2012	<b>Status:</b>	On Track

**Comments:** Award of the contract is scheduled for the 4/17/12 City Council meeting. Construction is pending traffic signal equipment fabrication.

### *Traffic Signal Cabinets Replacement*

<b>Project Management:</b>	Jane Mrotek	<b>Project Number/ W.O.#:</b>	10811/ 10811
<b>Budget:</b>	\$255,160	<b>Fiscal Year Goal:</b>	Complete Constr.
<b>Funding Source:</b>	Fac. Main. Rsrv. Fund	<b>% of Goal Completion:</b>	60%
<b>Goal Completion Date:</b>	June 2012	<b>Status:</b>	On Track

**Comments:** This is an on-going yearly project to rehabilitate traffic signal cabinets. The contract has been awarded. Construction is pending traffic signal equipment fabrication.

### *Traffic Signal LED Replacement*

<b>Project Management:</b>	Jane Mrotek	<b>Project Number/ W.O.#:</b>	12335/ 12335
	\$300,000	<b>Fiscal Year Goal:</b>	Complete Constr.
<b>Funding Source:</b>	Fac. Main. Rsrv. Fund	<b>% of Goal Completion:</b>	35%
<b>Goal Completion Date:</b>	June 2012	<b>Status:</b>	On Track

**Comments:** Award of the contract is scheduled for the 4/17/12 City Council meeting. Construction is pending traffic signal equipment fabrication.

## Capital Improvement Program – 3rd Quarter Report

### *Vera Cruz Rehabilitation*

**Project Management:** Ben Parker **Project Number/ W.O.#:** 12333/ 12333  
**Budget:** \$870,000  
**Funding Source:** Gas Tax Fund **Fiscal Year Goal:** Complete Design  
**Goal Completion Date:** June 2012 **% of Goal Completion:** 20%  
**Actual Completion Date:** **Status:** Hold

**Comments:** This project has been phased to accommodate delays of the Recycled Water Expansion project. Phase I portion was not impacted by this and was constructed. Base plan has been prepared and waiting on recycled water line installation to complete design.

July	Aug.	Sept.	Oct.	Nov.	Dec.	Jan.	Feb.	March	April	May	June
D	D	D	D	D	D	H	H	H			

### *Vista Montana- Phase II*

**Project Management:** Ben Parker **Project Number/ W.O.#:** 12339/ 12339  
**Budget:** \$910,000  
**Funding Source:** Street Improvement Fund **Fiscal Year Goal:** Complete Design  
**Goal Completion Date:** June 2012 **% of Goal Completion:** 10%  
**Actual Completion Date:** **Status:** Hold

**Comments:** This project has been phased to accommodate delays of the Recycled Water Expansion project. Phase I portion was not impacted by this and was constructed. Base plan has been prepared and waiting on recycled water line installation to complete design.

July	Aug.	Sept.	Oct.	Nov.	Dec.	Jan.	Feb.	March	April	May	June
D	D	D	D	D	D	H	H	H			

## Streets- Maintenance and Other Projects

### *Downtown Parking Update*

**Project Management:** Jim Holloway **Project Number/ W.O.#:** 36801/ 36801  
**Budget:** \$3,000  
**Funding Source:** General Fund **Fiscal Year Goal:** Secure agreement converting private parking to public parking sources  
**Goal Completion Date:** June 2012 **% of Goal Completion:** 75%  
**Actual Completion Date:** **Status:** On Track

**Comments:** This is a multi-year ongoing project. The City has executed lease agreements with eight property owners. Continuing to explore opportunities to lease private lots.

### *Major Street Maintenance/ FY 2012 (Canasta and Campana)*

**Project Management:** Ben Parker **Project Number/ W.O.#:** 22302/ 22302  
**Budget:** \$550,000  
**Funding Source:** Gen., Water Deprec. and Sewer Deprec. Rsrv. Fund **Fiscal Year Goal:** Complete Constr.  
**Goal Completion Date:** June 2012 **% of Goal Completion:** 100%  
**Actual Completion Date:** December 2011 **Status:** Done

**Comments:**

---

## Capital Improvement Program- 3rd Quarter Report

---

### *PCH – Avenida Pico Bicycle Path Study*

<b>Project Management:</b>	Tom Bonigut	<b>Project Number/ W.O.#:</b>	30803/ 30803
<b>Budget:</b>	\$45,490	<b>Fiscal Year Goal:</b>	Complete Study
<b>Funding Source:</b>	Gas Tax Fund	<b>% of Goal Completion:</b>	60%
<b>Goal Completion Date:</b>	December 2011	<b>Status:</b>	Behind
<b>Actual Completion Date:</b>			

**Comments:** Pico corridor evaluation is underway. Council recently approved a contract with DKS to complete the Pico corridor bike lane/path concepts. Expected completion is June 2012.

### *Sewer System Replacement*

<b>Project Management:</b>	Ben Parker	<b>Project Number/ W.O.#:</b>	24201/ 24201
<b>Budget:</b>	\$100,000	<b>Fiscal Year Goal:</b>	Complete Constr.
<b>Funding Source:</b>	Str. Impr. & Sewer Deprec. Rsrv. Fund	<b>% of Goal Completion:</b>	75%
<b>Goal Completion Date:</b>	June 2012	<b>Status:</b>	On Track
<b>Actual Completion Date:</b>			

**Comments:** Design and construct sewer system replacements as part of the Street Improvement Program.

### *Sidewalk Improvement Program Policy*

<b>Project Management:</b>	Tom Bonigut	<b>Project Number/ W.O.#:</b>	32302/ 32302
<b>Budget:</b>	\$70,000	<b>Fiscal Year Goal:</b>	Complete Draft Policy
<b>Funding Source:</b>	General Fund	<b>% of Goal Completion:</b>	15%
<b>Goal Completion Date:</b>	June 2012	<b>Status:</b>	On Track
<b>Actual Completion Date:</b>			

**Comments:** A detailed policy outline has been prepared and will be reviewed with the City Manager before further developing the proposed policy.

### *Slurry Seal (FY 2012)*

<b>Project Management:</b>	Ben Parker	<b>Project Number/ W.O.#:</b>	27304/ 27304
<b>Budget:</b>	\$261,080	<b>Fiscal Year Goal:</b>	Complete Constr.
<b>Funding Source:</b>	General Fund	<b>% of Goal Completion:</b>	25%
<b>Goal Completion Date:</b>	June 2012	<b>Status:</b>	On Track
<b>Actual Completion Date:</b>			

**Comments:** FY 2012 funding is being combined with FY 2013 to reduce mobilization costs. Construction will be postponed to the Fall when weather conditions are favorable for this type of construction.

### *Street Improvement Design*

<b>Project Management:</b>	Ben Parker	<b>Project Number/ W.O.#:</b>	24300/ 24300
<b>Budget:</b>	\$200,000	<b>Fiscal Year Goal:</b>	Complete Design
<b>Funding Source:</b>	Street Improvement Fund	<b>% of Goal Completion:</b>	75%
<b>Goal Completion Date:</b>	June 2012	<b>Status:</b>	On Track
<b>Actual Completion Date:</b>			

**Comments:**

---

## Capital Improvement Program – 3rd Quarter Report

---

### *Street Improvement Program- Engineers's Report*

<b>Project Management:</b>	Tom Frank	<b>Project Number/ W.O.#:</b>	22301/ 22301
<b>Budget:</b>	\$50,000	<b>Fiscal Year Goal:</b>	Complete Report
<b>Funding Source:</b>	Street Improvement Fund	<b>% of Goal Completion:</b>	0%
<b>Goal Completion Date:</b>	June 2012	<b>Status:</b>	Not Started
<b>Actual Completion Date:</b>			

**Comments:** Project is postponed until FY 2013, and will be coordinated with the Street Improvement Program Renewal Election.

### *Street Improvement Program – Renewal Election*

<b>Project Management:</b>	Tom Frank	<b>Project Number/ W.O.#:</b>	32301/ 32301
<b>Budget:</b>	\$50,000	<b>Fiscal Year Goal:</b>	Conduct Election
<b>Funding Source:</b>	General Fund	<b>% of Goal Completion:</b>	0%
<b>Goal Completion Date:</b>	June 2012	<b>Status:</b>	Not Started
<b>Actual Completion Date:</b>			

**Comments:** Staff is completing a pavement management assessment. Pursuit of an assessment district election is pending Council direction. Renewal election is likely to proceed in FY 2013.

### *Tri-City Trolley/ Go Local Step II*

<b>Project Management:</b>	Tom Frank	<b>Project Number/ W.O.#:</b>	30801/ 30801
<b>Budget:</b>	\$89,440	<b>Fiscal Year Goal:</b>	Complete Phase II
<b>Funding Source:</b>	Air Quality Mgmt. Fund	<b>% of Goal Completion:</b>	100%
<b>Goal Completion Date:</b>	June 2012	<b>Status:</b>	Project by Others
<b>Actual Completion Date:</b>			

**Comments:** OCTA is the lead agency for Phase II. The consultant submitted technical memos and project report to OCTA. The project is currently on hold until the County system-wide study is complete.

### *Water System Replacement*

<b>Project Management:</b>	Ben Parker	<b>Project Number/ W.O.#:</b>	24400/ 24400
<b>Budget:</b>	\$100,000	<b>Fiscal Year Goal:</b>	Complete Constr.
<b>Funding Source:</b>	Water Deprec. Rsrv. Fund	<b>% of Goal Completion:</b>	75%
<b>Goal Completion Date:</b>	June 2012	<b>Status:</b>	On Track
<b>Actual Completion Date:</b>			

**Comments:** Design and construct water system replacements as part of the Street Improvement Program. Calle Valle Water Line Replacement will be funded from this project.

## Water CIP Projects

### *Calafia Pump Station Surge Tank Rehabilitation*

<b>Project Management:</b>	Ken Knatz	<b>Project Number/ W.O.#:</b>	12449/ 12449
<b>Budget:</b>	\$200,000	<b>Fiscal Year Goal:</b>	Complete Design
<b>Funding Source:</b>	Water Depr. Rsrv. Fund	<b>% of Goal Completion:</b>	0%
<b>Goal Completion Date:</b>	June 2012	<b>Status:</b>	Not Started
<b>Actual Completion Date:</b>			

**Comments:** In-house design work planned for 4<sup>th</sup> quarter of FY 2012.

## Capital Improvement Program- 3rd Quarter Report

### *Calle Real Pump Station Rehabilitation*

**Project Management:** Ken Knatz **Project Number/ W.O.#:** 16521/ 16521  
**Budget:** \$148,350  
**Funding Source:** Water Depr. Rsrv. Fund **Fiscal Year Goal:** TBD  
**Goal Completion Date:** **% of Goal Completion:**  
**Actual Completion Date:** **Status:** Hold

**Comments:** Project will commence once easements are obtained between reservoir 10 & 6 Water Line. The Request for Proposal to procure professional services is complete and will be made available to engineering firms once easement acquisition is complete.

### *El Levante Pump Station Rehabilitation*

**Project Management:** Ken Knatz **Project Number/ W.O.#:** 19408/ 19408  
**Budget:** \$766,540  
**Funding Source:** Water Deprec. Rsrv. Fund **Fiscal Year Goal:** Complete Construction  
**Goal Completion Date:** June 2012 **% of Goal Completion:** 60%  
**Actual Completion Date:** **Status:** On Track

**Comments:** Project includes design for relocation and rehabilitation of the electrical switch gear and motor control center. Construction contract was awarded September 2011 by the City Council.

July	Aug.	Sept.	Oct.	Nov.	Dec.	Jan.	Feb.	March	April	May	June
B	B	B	C	C	C	C	C	C	C	C	C

### *Linda Lane Runoff Treatment*

**Project Management:** Amir Ilkhanipour **Project Number/ W.O.#:** 10008/ 10008  
**Budget:** \$363,680  
**Funding Source:** Clean Ocean Fund **Fiscal Year Goal:** Complete Constr.  
**Goal Completion Date:** June 2012 **% of Goal Completion:** 30%  
**Actual Completion Date:** **Status:** On Track

**Comments:** Staff has designed a water quality treatment system to address dry weather urban runoff and first flush storm water runoff pollution at Linda Lane. Based on a public bid opening, the City Council awarded a construction contract for the project at the March 20, 2012 meeting.

### *Reeves Pump Station*

**Project Management:** Ken Knatz **Project Number/ W.O.#:** 17405/ 17405  
**Budget:** \$1,433,050  
**Funding Source:** Water Acre. Fee Rsrv. Fund **Fiscal Year Goal:** TBD  
**Goal Completion Date:** **% of Goal Completion:**  
**Actual Completion Date:** **Status:** Hold

**Comments:** The City Attorney has advised that construction cannot move forward until easements are secured or property is dedicated and accepted by the City from Marblehead Coastal. Awaiting bankruptcy resolution to move forward.

July	Aug.	Sept.	Oct.	Nov.	Dec.	Jan.	Feb.	March	April	May	June
H	H	H	H	H	H	H	H	H			

---

## Capital Improvement Program – 3rd Quarter Report

---

### *Reservoir No. 1 Expansion*

<b>Project Management:</b>	Ken Knatz	<b>Project Number/ W.O.#:</b>	11447/ 11447
<b>Budget:</b>	\$181,290		
<b>Funding Source:</b>	Water Deprec. Rsrv. Fund	<b>Fiscal Year Goal:</b>	Complete Preliminary Design
<b>Goal Completion Date:</b>	June 2012	<b>% of Goal Completion:</b>	50%
<b>Actual Completion Date:</b>		<b>Status:</b>	Hold

**Comments:** Preliminary design will consider new reservoir capacity and recommend improvements to the City's Well Water Treatment Plant and reservoir service zone upgrades to meet regulatory requirements. Due to available Water Depreciation and Water Acreage fund balances, construction funding was deferred to FY 2017. Water quality system improvements are planned to be constructed ahead of the reservoir expansion in FY 2013.

### *Reservoir No. 4 Outlet Pipeline Replacement*

<b>Project Management:</b>	Ken Knatz	<b>Project Number/ W.O.#:</b>	11445/ 11445
<b>Budget:</b>	\$791,150		
<b>Funding Source:</b>	Water Deprec. Rsrv. Fund	<b>Fiscal Year Goal:</b>	Complete Construction
<b>Goal Completion Date:</b>	November 2011	<b>% of Goal Completion:</b>	100%
<b>Actual Completion Date:</b>	November 2011	<b>Status:</b>	Done

**Comments:** Project will replace canyon waterline within Avenida Salvador by horizontal directional drilling. Project was released for public bid in late April and City Council awarded the construction contract in June. Construction is complete.

### *Reservoir 8 Cathodic Protection*

<b>Project Management:</b>	Dave Rebensdorf	<b>Project Number/ W.O.#:</b>	19405/ 19405
<b>Budget:</b>	\$174,460		
<b>Funding Source:</b>	Water Deprec. Rsrv. Fund	<b>Fiscal Year Goal:</b>	75% Design
<b>Goal Completion Date:</b>	June 2012	<b>% of Goal Completion:</b>	60%
<b>Actual Completion Date:</b>		<b>Status:</b>	On Track

**Comments:** Design work is underway by RBF Consulting. This project has been re-scoped.

### *Reservoir 10 and 6 Water Line (Land Acquisition)*

<b>Project Management:</b>	Handan Cirit	<b>Project Number/ W.O.#:</b>	14400/ 14400
<b>Budget:</b>	\$19,520		
<b>Funding Source:</b>	Water Acre. Fee Rsrv. Fund	<b>Fiscal Year Goal:</b>	Finalize Resolution of Necessity
<b>Goal Completion Date:</b>	June 2012	<b>% of Goal Completion:</b>	10%
<b>Actual Completion Date:</b>		<b>Status:</b>	Hold

**Comments:** City Attorney is in the process of negotiating with property owners prior to moving forward with property condemnation. Project is on hold until feedback from City Attorney is received.

### *Via Zafiro Pressure Reduction Station Rehabilitation*

<b>Project Management:</b>	Ken Knatz	<b>Project Number/ W.O.#:</b>	11446/ 11446
<b>Budget:</b>	\$146,820		
<b>Funding Source:</b>	Water Depreciation Fund	<b>Fiscal Year Goal:</b>	Complete Constr.
<b>Goal Completion Date:</b>	November 2011	<b>% of Goal Completion:</b>	100%
<b>Actual Completion Date:</b>	November 2011	<b>Status:</b>	Done

**Comments:** In-house design to address mechanical rehabilitation and upgrade the station to current standards. Project was released for public bid in late April and City Council awarded the construction contract in June. Construction is complete.



## Capital Improvement Program- 3rd Quarter Report

### *Vista Cayenta Pressure Reducing Station Rehabilitation*

**Project Management:** Matt Atteberry **Project Number/ W.O.#:** 12450/ 12450  
**Budget:** \$200,000  
**Funding Source:** Water Depreciation Fund **Fiscal Year Goal:** Complete Design  
**Goal Completion Date:** June 2012 **% of Goal Completion:** 30%  
**Actual Completion Date:** **Status:** On Track  
**Comments:** In-house design to address mechanical rehabilitation and upgrade the station to current standards.

### *Water System SCADA Implementation*

**Project Management:** D. Rebensdorf/ M. Fakhar **Project Number/ W.O.#:** 13501/ 410391  
**Budget:** \$864,360  
**Funding Source:** Water Deprec./Water Acr. Fee Rsrv. Funds **Fiscal Year Goal:** Complete Integration  
**Goal Completion Date:** June 2012 **% of Goal Completion:** 75%  
**Actual Completion Date:** **Status:** On Track  
**Comments:** Remote water site telemetry and radio repeater site construction is complete. System integration between remote water and sewer sites and central SCADA is being completed. Water and sewer operations staff is being trained on using the new SCADA system. A new radio communication survey will take place in May.

July	Aug.	Sept.	Oct.	Nov.	Dec.	Jan.	Feb.	March	April	May	June
C	C	C	C	C	C	C	C	C	C	C	C

### *Well No. 8*

**Project Management:** Dave Rebensdorf **Project Number/ W.O.#:** 16522/ 16522  
**Budget:** \$257,260  
**Funding Source:** Water Depreciation Fund **Fiscal Year Goal:** 75% Construction  
**Goal Completion Date:** June 2012 **% of Goal Completion:** 75%  
**Actual Completion Date:** **Status:** On Track  
**Comments:** Remaining funds for Well 8 construction is being utilized to perform a chemical and mechanical rehabilitation for Well 6.

## Water- Maintenance and Other Projects

### *Calle Amable/ Calle Juarez Pressure Reducing Station Removal*

**Project Management:** Ken Knatz **Project Number/ W.O.#:** 30401/ 30401  
**Budget:** \$28,900  
**Funding Source:** Water Deprec. Rsrv. Fund **Fiscal Year Goal:** Complete Constr.  
**Goal Completion Date:** March 2012 **% of Goal Completion:** 10%  
**Actual Completion Date:** **Status:** Hold  
**Comments:** Staff is in receipt of 25 out of 26 executed Agreements for private plumbing improvements. Awaiting final executed Agreement prior to scheduling private plumbing work and removal of pressure reducing stations.

### *Cathodic Protection System Evaluation*

**Project Management:** Dave Rebensdorf **Project Number/ W.O.#:** 26402/ 26402  
**Budget:** \$108,160  
**Funding Source:** Water Deprec. Rsrv. & Sewer Deprec. Resr. Funds **Fiscal Year Goal:** 75% Design  
**Goal Completion Date:** June 2012 **% of Goal Completion:** 60%  
**Actual Completion Date:** **Status:** On Track  
**Comments:** Design work is underway by RBF Consulting. This project has been re-scoped.

---

## Capital Improvement Program – 3rd Quarter Report

---

### *City-Wide Cathodic Protection*

<b>Project Management:</b>	Dave Rebensdorf	<b>Project Number/ W.O.#:</b>	22401/ 22401
<b>Budget:</b>	\$500,000	<b>Fiscal Year Goal:</b>	75% Design
<b>Funding Source:</b>	Water Deprec. Rsrv	<b>% of Goal Completion:</b>	60%
<b>Goal Completion Date:</b>	June 2012	<b>Status:</b>	On Track
<b>Actual Completion Date:</b>			

**Comments:** Implementation of the design work developed in the Cathodic Protection System Evaluation project. This project has been re-scoped.

### *Dana Point Ocean Water Desalination Project*

<b>Project Management:</b>	Bill Cameron/ D. Rebensdorf	<b>Project Number/ W.O.#:</b>	38401/ 38401
<b>Budget:</b>	\$153,780	<b>Fiscal Year Goal:</b>	Pilot Plant Testing
<b>Funding Source:</b>	Water Acreage Fee Rsrv. Fund	<b>% of Goal Completion:</b>	75%
<b>Goal Completion Date:</b>	January 2012	<b>Status:</b>	Project By Others
<b>Actual Completion Date:</b>			

**Comments:** Phase 3 pilot testing began on June 1, 2010. SPI was hired by MWDOC to perform the operations and testing of the pilot. Testing is projected to be completed in April 2012. Pilot results along with various technical and financing studies will be evaluated to determine whether the project moves forward.

### *JRWSS Agency Projects*

<b>Project Management:</b>	Dave Rebensdorf	<b>Project Number/ W.O.#:</b>	27402/ 27402
<b>Budget:</b>	\$2,492,122	<b>Fiscal Year Goal:</b>	Complete Projects Identified in SCWD CIP Budget
<b>Funding Source:</b>	Water Deprec. Rsrv. Fund	<b>% of Goal Completion:</b>	
<b>Goal Completion Date:</b>		<b>Status:</b>	Project By Others
<b>Actual Completion Date:</b>			

**Comments:** This is an assortment of CIP projects on the JRWSS importation line that are managed by South Coast Water District on behalf of the JRWSS Agencies.

### *Reservoir #9 Site Drain Improvement*

<b>Project Management:</b>	Amir Ilkhanipour	<b>Project Number/ W.O.#:</b>	22402/ 22402
<b>Budget:</b>	\$100,000	<b>Fiscal Year Goal:</b>	Complete Constr.
<b>Funding Source:</b>	Water Deprec. Rsrv. Fund	<b>% of Goal Completion:</b>	60%
<b>Goal Completion Date:</b>	June 2012	<b>Status:</b>	On Track
<b>Actual Completion Date:</b>			

**Comments:** During the FY 2011 winter storms, erosion occurred around the slopes descending from Reservoir No. 9. Staff is currently designing and preparing construction plans for improving drainage around the water tank to prevent further erosion on the slope.

### *Reservoir Management Study*

<b>Project Management:</b>	Ken Knatz	<b>Project Number/ W.O.#:</b>	31401/ 31401
<b>Budget:</b>	\$147,440	<b>Fiscal Year Goal:</b>	Complete Study
<b>Funding Source:</b>	Water Deprec. Rsrv. Fund	<b>% of Goal Completion:</b>	5%
<b>Goal Completion Date:</b>	June 2012	<b>Status:</b>	Behind
<b>Actual Completion Date:</b>			

**Comments:** Study to review, prioritize and budget improvements to the City's potable water storage tanks. Staff will compile comprehensive reservoir inventory to identify and budget lining, coating and mechanical improvements. Consultant will be retained to assist with structural, seismic and water quality improvements. Work on higher priority projects has delayed this project.

---

## Capital Improvement Program- 3rd Quarter Report

---

### *Water System Rehabilitation*

<b>Project Management:</b>	Kevin Lussier	<b>Project Number/ W.O.#:</b>	24401 / 24401
<b>Budget:</b>	\$303,800	<b>Fiscal Year Goal:</b>	Complete Constr.
<b>Funding Source:</b>	Water Deprec. Rsrv. Fund	<b>% of Goal Completion:</b>	75%
<b>Goal Completion Date:</b>	June 2012	<b>Status:</b>	On Track
<b>Actual Completion Date:</b>			

**Comments:** This is a collection of scheduled and/or necessary work projects on the City water transmission and distribution system.