

**Received**

APR 14 2014

City of San Clemente  
Human Resources

*File*



## FUNDING-CITY OF SAN CLEMENTE RESTATED EMPLOYEES' RETIREMENT PLAN

CITY OF SAN CLEMENTE  
100 AVENIDA PRESIDIO STE 3  
ATTN MR PALL GUDGEIRSSON  
SAN CLEMENTE CA 92672-3195

Statement Period: 03/01/2014 - 03/31/2014  
Participant ID: 7890996  
Plan: 98738-D2

### What is my account balance?

**\$50,120,790.28**

As of 03/31/2014

### Where can I go for help?

**Website:** [www.gwrs.com](http://www.gwrs.com)  
**Phone:** 1-800-472-3925  
**Mail:** Great-West Financial  
P.O. Box 173764  
Denver, CO 80217-3764

### How has my account changed?

	<u>Employee</u>	<u>Employer</u>	<u>Total</u>
<b>Balance as of February 28, 2014</b>	<b>\$483,103.27</b>	<b>\$49,350,588.46</b>	<b>\$49,833,691.73</b>
Payroll Contributions	0.00	263,320.87	263,320.87
Additional Deposits	0.00	1,456.38	1,456.38
Change in Value	1,598.94	164,020.93	165,619.87
Expenses	0.00	-12,500.00	-12,500.00
Account Withdrawals	0.00	-130,798.57	-130,798.57
<b>Balance as of March 31, 2014</b>	<b>\$484,702.21</b>	<b>\$49,636,088.07</b>	<b>\$50,120,790.28</b>



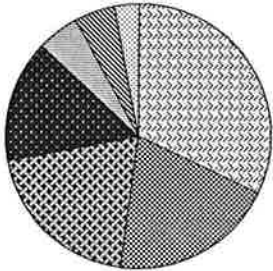
**GREAT-WEST.**  
FINANCIAL

P.O. Box 173764, Denver, CO 80217-3764

# FUNDING-CITY OF SAN CLEMENTE RESTATED EMPLOYEES' RETIREMENT PLAN

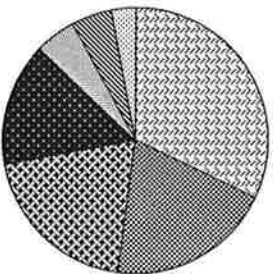
CITY OF SAN CLEMENTE  
7890996

## How will my future contributions be invested?



- 32% Russell 1000 Index
- 20% PIMCO Total Return Instl
- 20% Defined Benefit Guaranteed Portfolio
- 15% Dodge & Cox International Stock
- 5% PIMCO All Asset All Authority Inst
- 5% Russell 2000 Index
- 3% US TIPS Index

## How is my account invested?



- 31.99% Russell 1000 Index
- 19.99% Defined Benefit Guaranteed Portfolio
- 20.02% PIMCO Total Return Instl
- 15% Dodge & Cox International Stock
- 5% Russell 2000 Index
- 5% PIMCO All Asset All Authority Inst
- 3% US TIPS Index

	<b>Beginning Balance</b>	<b>Deposits</b>	<b>Change in Value</b>	<b>Transfers</b>	<b>Withdrawals /Expenses</b>	<b>Ending Balance</b>	<b>Ending Units/ Shares</b>
Dodge & Cox International Stock	7,681,163.98	39,716.59	99,308.40	-304,580.61		7,515,608.36	169,921.057
PIMCO All Asset All Authority Inst	2,465,932.08	13,238.87	22,865.59	3,166.25		2,505,202.79	249,026.122
Russell 2000 Index	2,555,086.31	13,238.87	-17,102.08	-46,020.32		2,505,202.78	58,490.084
Russell 1000 Index	16,323,416.20	84,728.73	105,354.27	-480,201.35		16,033,297.85	260,349.147
PIMCO Total Return Instl	9,759,498.50	52,955.46	-55,206.77	280,298.48		10,037,545.67	931,126.686
US TIPS Index	1,459,804.94	7,943.31	-7,162.81	42,536.24		1,503,121.68	117,790.274
Defined Benefit Guaranteed Portfolio	9,588,789.72	52,955.42	17,563.27	504,801.31	-143,298.57	10,020,811.15	
<b>Totals</b>	<b>49,833,691.73</b>	<b>264,777.25</b>	<b>165,619.87</b>		<b>-143,298.57</b>	<b>50,120,790.28</b>	



# FUNDING-CITY OF SAN CLEMENTE RESTATED EMPLOYEES' RETIREMENT PLAN



CITY OF SAN CLEMENTE  
7890996

## How is my account being funded?

	<u>Beginning Balance</u>	<u>Deposits</u>	<u>Change in Value</u>	<u>Transfers</u>	<u>Withdrawals /Expenses</u>	<u>Ending Balance</u>
Employee Military Buy Back Pre-Tax	483,103.27		1,598.94			484,702.21
Employer Contribution	49,350,588.46	264,777.25	164,020.93		-143,298.57	49,636,088.07
<b>Totals</b>	<b>49,833,691.73</b>	<b>264,777.25</b>	<b>165,619.87</b>		<b>-143,298.57</b>	<b>50,120,790.28</b>

## What investment options are available in my plan?

<u>Investment Code</u>	<u>Investment Option</u>
1274	Dodge & Cox International Stock
1179	PIMCO All Asset All Authority Inst
144	Russell 2000 Index
134	Russell 1000 Index
148	S&P 500 Index
6184	PIMCO Total Return Instl
147	US TIPS Index
149	Defined Benefit Guaranteed Portfolio

## How has my account changed over time?

<u>Average Annual Effective Yield For This Reporting Period:</u>	
Defined Benefit Guaranteed Portfolio .....	2.20%

## What activity took place this period?

	<u>Payroll Date</u>	<u>Effective Date</u>	<u>Dollar Amount</u>	<u>Investment Option</u>	<u># Units /Shares</u>	<u>Unit/Share Price</u>
<b>Deposits/Contributions</b>						
Payroll Contribution	Mar 07, 2014	Mar 07, 2014	19,751.26	Dodge & Cox International Stock	449.505	43.940
Payroll Contribution	Mar 07, 2014	Mar 07, 2014	26,335.02	PIMCO Total Return Instl	2,436.172	10.810
Payroll Contribution	Mar 07, 2014	Mar 07, 2014	6,583.76	Russell 2000 Index	150.067	43.872
Payroll Contribution	Mar 07, 2014	Mar 07, 2014	42,136.03	Russell 1000 Index	681.771	61.804
Payroll Contribution	Mar 07, 2014	Mar 07, 2014	3,950.25	US TIPS Index	309.532	12.762
Payroll Contribution	Mar 07, 2014	Mar 07, 2014	26,335.00	Defined Benefit Guaranteed Portfolio		2.20%
Payroll Contribution	Mar 07, 2014	Mar 07, 2014	6,583.76	PIMCO All Asset All Authority Inst	657.062	10.020
Payroll Contribution	Mar 21, 2014	Mar 21, 2014	26,329.16	PIMCO Total Return Instl	2,444.676	10.770
Payroll Contribution	Mar 21, 2014	Mar 21, 2014	42,126.66	Russell 1000 Index	685.918	61.416
Payroll Contribution	Mar 21, 2014	Mar 21, 2014	26,329.15	Defined Benefit Guaranteed Portfolio		2.20%
Payroll Contribution	Mar 21, 2014	Mar 21, 2014	19,746.87	Dodge & Cox International Stock	461.699	42.770

# FUNDING-CITY OF SAN CLEMENTE RESTATED EMPLOYEES' RETIREMENT PLAN

CITY OF SAN CLEMENTE  
7890996

## What activity took place this period? (continued)

	<u>Payroll Date</u>	<u>Effective Date</u>	<u>Dollar Amount</u>	<u>Investment Option</u>	<u># Units /Shares</u>	<u>Unit/Share Price</u>
<b>Deposits/Contributions</b>						
Payroll Contribution	Mar 21, 2014	Mar 21, 2014	3,949.37	US TIPS Index	310.192	12.732
Payroll Contribution	Mar 21, 2014	Mar 21, 2014	6,582.29	PIMCO All Asset All Authority Inst	666.224	9.880
Payroll Contribution	Mar 21, 2014	Mar 21, 2014	6,582.29	Russell 2000 Index	151.113	43.559
Additional Deposit	---	Mar 25, 2014	218.46	Dodge & Cox International Stock	5.051	43.250
Additional Deposit	---	Mar 25, 2014	72.82	PIMCO All Asset All Authority Inst	7.333	9.930
Additional Deposit	---	Mar 25, 2014	291.28	PIMCO Total Return Instl	27.071	10.760
Additional Deposit	---	Mar 25, 2014	291.27	Defined Benefit Guaranteed Portfolio		2.20%
Additional Deposit	---	Mar 25, 2014	72.82	Russell 2000 Index	1.694	42.988
Additional Deposit	---	Mar 25, 2014	466.04	Russell 1000 Index	7.600	61.324
Additional Deposit	---	Mar 25, 2014	43.69	US TIPS Index	3.427	12.749
<b>Total Deposits/Contributions</b>			<b>264,777.25</b>			
<b>Withdrawals</b>						
Account Withdrawal		Mar 03, 2014	-130,798.57	Defined Benefit Guaranteed Portfolio		
<b>Total Withdrawals</b>			<b>-130,798.57</b>			
<b>Expenses</b>						
Quarterly Service Fee		Mar 17, 2014	-12,500.00	Defined Benefit Guaranteed Portfolio		
<b>Total Expenses</b>			<b>-12,500.00</b>			
<b>Dividends/Capital Gains</b>						
Dividend		Mar 20, 2014	15,022.48	PIMCO All Asset All Authority Inst	1,525.125	9.850
Dividend		Mar 31, 2014	16,734.51	PIMCO Total Return Instl	1,552.366	10.780
<b>Total Dividends/Capital Gains</b>			<b>31,756.99</b>			
<b>Transfers</b>						
Transfer Out		Mar 31, 2014	-46,020.32	Russell 2000 Index	-1,074.457	42.831
Transfer Out		Mar 31, 2014	-304,580.61	Dodge & Cox International Stock	-6,886.290	44.230
Transfer In		Mar 31, 2014	280,298.48	PIMCO Total Return Instl	26,001.714	10.780
Transfer In		Mar 31, 2014	42,536.24	US TIPS Index	3,333.300	12.761
Transfer In		Mar 31, 2014	504,801.31	Defined Benefit Guaranteed Portfolio		
Transfer Out		Mar 31, 2014	-480,201.35	Russell 1000 Index	-7,797.523	61.584
Transfer In		Mar 31, 2014	3,166.25	PIMCO All Asset All Authority Inst	314.737	10.060



# FUNDING-CITY OF SAN CLEMENTE RESTATED EMPLOYEES' RETIREMENT PLAN



CITY OF SAN CLEMENTE  
7890996

Please review this statement carefully to confirm that we have properly acted on your instructions. Corrections will be made only for errors which have been communicated within 90 calendar days of the last calendar quarter. Please direct all inquiries/complaints to the following:

Client Service Department  
Attn - Enhanced Participant Services  
8515 E. Orchard Rd.  
Greenwood Village, CO 80111  
1-800-701-8255

After this 90 days, this account information shall be deemed accurate and acceptable to you. If you notify the Company of an error after this 90 days the correction will only be processed from the date of notification forward and not on a retroactive basis.

Some of the plan's administrative expenses for the preceding quarter may have been paid from the total annual operating expenses (investment expenses) of one or more of the plan's investment options.

Pursuant to SEC rules, fund companies are required to enter into agreements with intermediaries to provide fund companies with the ability to identify and enforce restrictions on participants engaging in market timing or excessive trading (prohibited trading), as defined by the fund companies. Participants engaging in prohibited trading will receive a warning and, if the prohibited trading continues, will be restricted from transferring into the identified fund(s) for a specific time period determined by the fund company. Some fund companies may restrict participants immediately, without warning when prohibited trading is identified. At the end of the restriction period, the participant will be automatically allowed to resume transfers into the identified fund(s). Transfers out of the identified fund (s) will not be restricted.





## FUNDING-CITY OF SAN CLEMENTE RESTATED EMPLOYEES' RETIREMENT PLAN

CITY OF SAN CLEMENTE  
100 AVENIDA PRESIDIO STE 3  
ATTN MR PALL GUDGEIRSSON  
SAN CLEMENTE CA 92672-3195

Statement Period: 01/01/2014 - 03/31/2014  
Participant ID: 7890996  
Plan: 98738-D2

### What is my account balance?

**\$50,120,790.28**

As of 03/31/2014

### Where can I go for help?

**Website:** [www.gwrs.com](http://www.gwrs.com)  
**Phone:** 1-800-472-3925  
**Mail:** Great-West Financial  
P.O. Box 173764  
Denver, CO 80217-3764

### How has my account changed?

	<u>Employee</u>	<u>Employer</u>	<u>Total</u>
<b>Balance as of December 31, 2013</b>	<b>\$476,713.15</b>	<b>\$48,434,149.07</b>	<b>\$48,910,862.22</b>
Payroll Contributions	0.00	790,692.28	790,692.28
Additional Deposits	0.00	927.89	927.89
Change in Value	7,989.06	817,524.29	825,513.35
Expenses	0.00	-45,239.27	-45,239.27
Account Withdrawals	0.00	-361,966.19	-361,966.19
<b>Balance as of March 31, 2014</b>	<b>\$484,702.21</b>	<b>\$49,636,088.07</b>	<b>\$50,120,790.28</b>



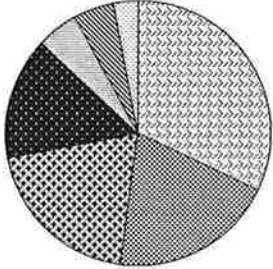
**GREAT-WEST.**  
FINANCIAL

P.O. Box 173764, Denver, CO 80217-3764

# FUNDING-CITY OF SAN CLEMENTE RESTATED EMPLOYEES' RETIREMENT PLAN

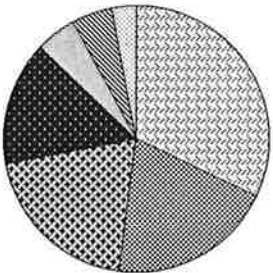
CITY OF SAN CLEMENTE  
7890996

## How will my future contributions be invested?



- 32% Russell 1000 Index
- 20% PIMCO Total Return Instl
- 5% PIMCO All Asset All Authority Inst
- 3% US TIPS Index
- 20% Defined Benefit Guaranteed Portfolio
- 15% Dodge & Cox International Stock
- 5% Russell 2000 Index

## How is my account invested?



- 31.99% Russell 1000 Index
- 19.99% Defined Benefit Guaranteed Portfolio
- 5% Russell 2000 Index
- 3% US TIPS Index
- 20.02% PIMCO Total Return Instl
- 15% Dodge & Cox International Stock
- 5% PIMCO All Asset All Authority Inst

	<u>Beginning Balance</u>	<u>Deposits</u>	<u>Change in Value</u>	<u>Transfers</u>	<u>Withdrawals /Expenses</u>	<u>Ending Balance</u>	<u>Ending Units/ Shares</u>
Dodge & Cox International Stock	7,334,745.82	118,743.02	217,638.11	-154,390.05	-1,128.54	7,515,608.36	169,921.057
PIMCO All Asset All Authority Inst	0.00	26,416.92	66,993.51	2,411,792.36		2,505,202.79	249,026.122
Russell 2000 Index	2,444,915.28	39,581.01	30,575.13	-9,489.75	-378.89	2,505,202.78	58,490.084
Russell 1000 Index	17,114,406.91	261,216.90	284,646.57	-1,624,348.79	-2,623.74	16,033,297.85	260,349.147
PIMCO Total Return Instl	9,792,217.83	158,324.06	127,159.62	-38,646.02	-1,509.82	10,037,545.67	931,126.686
US TIPS Index	2,444,915.28	29,014.23	47,056.49	-1,017,484.91	-379.41	1,503,121.68	117,790.274
Defined Benefit Guaranteed Portfolio	9,779,661.10	158,324.03	51,443.92	432,567.16	-401,185.06	10,020,811.15	
<b>Totals</b>	<b>48,910,862.22</b>	<b>791,620.17</b>	<b>825,513.35</b>		<b>-407,205.46</b>	<b>50,120,790.28</b>	





# FUNDING-CITY OF SAN CLEMENTE RESTATED EMPLOYEES' RETIREMENT PLAN



CITY OF SAN CLEMENTE  
7890996

## How is my account being funded?

	<u>Beginning Balance</u>	<u>Deposits</u>	<u>Change in Value</u>	<u>Transfers</u>	<u>Withdrawals /Expenses</u>	<u>Ending Balance</u>
Employee Military Buy Back Pre-Tax	476,713.15		7,989.06			484,702.21
Employer Contribution	48,434,149.07	791,620.17	817,524.29		-407,205.46	49,636,088.07
<b>Totals</b>	<b>48,910,862.22</b>	<b>791,620.17</b>	<b>825,513.35</b>		<b>-407,205.46</b>	<b>50,120,790.28</b>

## What investment options are available in my plan?

<u>Investment Code</u>	<u>Investment Option</u>
1274	Dodge & Cox International Stock
1179	PIMCO All Asset All Authority Inst
144	Russell 2000 Index
134	Russell 1000 Index
148	S&P 500 Index
6184	PIMCO Total Return Instl
147	US TIPS Index
149	Defined Benefit Guaranteed Portfolio

## How has my account changed over time?

Average Annual Effective Yield For This Reporting Period:

Defined Benefit Guaranteed Portfolio ..... 2.20%

## What activity took place this period?

	<u>Payroll Date</u>	<u>Effective Date</u>	<u>Dollar Amount</u>	<u>Investment Option</u>	<u># Units /Shares</u>	<u>Unit/Share Price</u>
<b>Deposits/Contributions</b>						
Payroll Contribution	Jan 10, 2014	Jan 10, 2014	26,565.66	Defined Benefit Guaranteed Portfolio		2.20%
Payroll Contribution	Jan 10, 2014	Jan 10, 2014	19,924.23	Dodge & Cox International Stock	462.601	43.070
Payroll Contribution	Jan 10, 2014	Jan 10, 2014	6,641.40	US TIPS Index	522.945	12.700
Payroll Contribution	Jan 10, 2014	Jan 10, 2014	26,565.65	PIMCO Total Return Instl	2,468.927	10.760
Payroll Contribution	Jan 10, 2014	Jan 10, 2014	6,641.40	Russell 2000 Index	156.738	42.373
Payroll Contribution	Jan 10, 2014	Jan 10, 2014	46,489.86	Russell 1000 Index	771.409	60.266
Additional Deposit	---	Jan 10, 2014	-172.06	US TIPS Index	-13.548	12.700
Additional Deposit	---	Jan 10, 2014	-172.06	Russell 2000 Index	-4.061	42.373
Additional Deposit	---	Jan 10, 2014	-688.25	Defined Benefit Guaranteed Portfolio		2.20%
Additional Deposit	---	Jan 10, 2014	-1,204.44	Russell 1000 Index	-19.985	60.266
Additional Deposit	---	Jan 10, 2014	-688.25	PIMCO Total Return Instl	-63.964	10.760

# FUNDING-CITY OF SAN CLEMENTE RESTATED EMPLOYEES' RETIREMENT PLAN

CITY OF SAN CLEMENTE  
7890996

## What activity took place this period? (continued)

	<u>Payroll Date</u>	<u>Effective Date</u>	<u>Dollar Amount</u>	<u>Investment Option</u>	<u># Units /Shares</u>	<u>Unit/Share Price</u>
<b>Deposits/Contributions</b>						
Additional Deposit	---	Jan 10, 2014	-516.19	Dodge & Cox International Stock	-11.985	43.070
Additional Deposit	---	Jan 21, 2014	291.28	PIMCO Total Return Instl	27.096	10.750
Additional Deposit	---	Jan 21, 2014	72.82	Russell 2000 Index	1.702	42.794
Additional Deposit	---	Jan 21, 2014	509.73	Russell 1000 Index	8.446	60.350
Additional Deposit	---	Jan 21, 2014	291.27	Defined Benefit Guaranteed Portfolio		2.20%
Additional Deposit	---	Jan 21, 2014	72.82	US TIPS Index	5.746	12.674
Additional Deposit	---	Jan 21, 2014	218.46	Dodge & Cox International Stock	5.058	43.190
Payroll Contribution	Jan 24, 2014	Jan 24, 2014	6,621.93	Russell 2000 Index	159.009	41.645
Payroll Contribution	Jan 24, 2014	Jan 24, 2014	6,621.93	US TIPS Index	520.347	12.726
Payroll Contribution	Jan 24, 2014	Jan 24, 2014	26,487.73	Defined Benefit Guaranteed Portfolio		2.20%
Payroll Contribution	Jan 24, 2014	Jan 24, 2014	26,487.72	PIMCO Total Return Instl	2,454.840	10.790
Payroll Contribution	Jan 24, 2014	Jan 24, 2014	19,865.79	Dodge & Cox International Stock	477.658	41.590
Payroll Contribution	Jan 24, 2014	Jan 24, 2014	46,353.51	Russell 1000 Index	790.948	58.605
Payroll Contribution	Feb 07, 2014	Feb 07, 2014	19,656.13	Dodge & Cox International Stock	470.355	41.790
Payroll Contribution	Feb 07, 2014	Feb 07, 2014	3,931.23	US TIPS Index	307.440	12.787
Payroll Contribution	Feb 07, 2014	Feb 07, 2014	26,208.20	Defined Benefit Guaranteed Portfolio		2.20%
Payroll Contribution	Feb 07, 2014	Feb 07, 2014	6,552.04	PIMCO All Asset All Authority Inst	661.822	9.900
Payroll Contribution	Feb 07, 2014	Feb 07, 2014	26,208.18	PIMCO Total Return Instl	2,413.276	10.860
Payroll Contribution	Feb 07, 2014	Feb 07, 2014	41,933.09	Russell 1000 Index	711.827	58.909
Payroll Contribution	Feb 07, 2014	Feb 07, 2014	6,552.04	Russell 2000 Index	161.160	40.656
Payroll Contribution	Feb 21, 2014	Feb 21, 2014	3,931.91	US TIPS Index	309.040	12.723
Payroll Contribution	Feb 21, 2014	Feb 21, 2014	6,553.19	Russell 2000 Index	154.449	42.430
Payroll Contribution	Feb 21, 2014	Feb 21, 2014	6,553.19	PIMCO All Asset All Authority Inst	655.975	9.990
Payroll Contribution	Feb 21, 2014	Feb 21, 2014	26,212.73	Defined Benefit Guaranteed Portfolio		2.20%
Payroll Contribution	Feb 21, 2014	Feb 21, 2014	41,940.38	Russell 1000 Index	694.436	60.395
Payroll Contribution	Feb 21, 2014	Feb 21, 2014	26,212.74	PIMCO Total Return Instl	2,420.382	10.830
Payroll Contribution	Feb 21, 2014	Feb 21, 2014	19,659.55	Dodge & Cox International Stock	454.977	43.210
Additional Deposit	---	Feb 25, 2014	43.69	US TIPS Index	3.425	12.756
Additional Deposit	---	Feb 25, 2014	72.82	PIMCO All Asset All Authority Inst	7.275	10.010
Additional Deposit	---	Feb 25, 2014	218.46	Dodge & Cox International Stock	5.026	43.470
Additional Deposit	---	Feb 25, 2014	291.27	Defined Benefit Guaranteed Portfolio		2.20%
Additional Deposit	---	Feb 25, 2014	291.28	PIMCO Total Return Instl	26.846	10.850
Additional Deposit	---	Feb 25, 2014	466.04	Russell 1000 Index	7.678	60.700
Additional Deposit	---	Feb 25, 2014	72.82	Russell 2000 Index	1.702	42.774
Payroll Contribution	Mar 07, 2014	Mar 07, 2014	26,335.00	Defined Benefit Guaranteed Portfolio		2.20%
Payroll Contribution	Mar 07, 2014	Mar 07, 2014	42,136.03	Russell 1000 Index	681.771	61.804



# FUNDING-CITY OF SAN CLEMENTE RESTATED EMPLOYEES' RETIREMENT PLAN



CITY OF SAN CLEMENTE  
7890996

## What activity took place this period? (continued)

	<u>Payroll Date</u>	<u>Effective Date</u>	<u>Dollar Amount</u>	<u>Investment Option</u>	<u># Units /Shares</u>	<u>Unit/Share Price</u>
<b>Deposits/Contributions</b>						
Payroll Contribution	Mar 07, 2014	Mar 07, 2014	6,583.76	PIMCO All Asset All Authority Inst	657.062	10.020
Payroll Contribution	Mar 07, 2014	Mar 07, 2014	26,335.02	PIMCO Total Return Instl	2,436.172	10.810
Payroll Contribution	Mar 07, 2014	Mar 07, 2014	6,583.76	Russell 2000 Index	150.067	43.872
Payroll Contribution	Mar 07, 2014	Mar 07, 2014	19,751.26	Dodge & Cox International Stock	449.505	43.940
Payroll Contribution	Mar 07, 2014	Mar 07, 2014	3,950.25	US TIPS Index	309.532	12.762
Payroll Contribution	Mar 21, 2014	Mar 21, 2014	26,329.15	Defined Benefit Guaranteed Portfolio		2.20%
Payroll Contribution	Mar 21, 2014	Mar 21, 2014	26,329.16	PIMCO Total Return Instl	2,444.676	10.770
Payroll Contribution	Mar 21, 2014	Mar 21, 2014	6,582.29	Russell 2000 Index	151.113	43.559
Payroll Contribution	Mar 21, 2014	Mar 21, 2014	6,582.29	PIMCO All Asset All Authority Inst	666.224	9.880
Payroll Contribution	Mar 21, 2014	Mar 21, 2014	19,746.87	Dodge & Cox International Stock	461.699	42.770
Payroll Contribution	Mar 21, 2014	Mar 21, 2014	42,126.66	Russell 1000 Index	685.918	61.416
Payroll Contribution	Mar 21, 2014	Mar 21, 2014	3,949.37	US TIPS Index	310.192	12.732
Additional Deposit	---	Mar 25, 2014	291.27	Defined Benefit Guaranteed Portfolio		2.20%
Additional Deposit	---	Mar 25, 2014	218.46	Dodge & Cox International Stock	5.051	43.250
Additional Deposit	---	Mar 25, 2014	466.04	Russell 1000 Index	7.600	61.324
Additional Deposit	---	Mar 25, 2014	72.82	PIMCO All Asset All Authority Inst	7.333	9.930
Additional Deposit	---	Mar 25, 2014	43.69	US TIPS Index	3.427	12.749
Additional Deposit	---	Mar 25, 2014	72.82	Russell 2000 Index	1.694	42.988
Additional Deposit	---	Mar 25, 2014	291.28	PIMCO Total Return Instl	27.071	10.760
<b>Total Deposits/Contributions</b>			<b>791,620.17</b>			
<b>Withdrawals</b>						
Account Withdrawal		Jan 03, 2014	-115,621.37	Defined Benefit Guaranteed Portfolio		
Account Withdrawal		Feb 03, 2014	-115,546.25	Defined Benefit Guaranteed Portfolio		
Account Withdrawal		Mar 03, 2014	-130,798.57	Defined Benefit Guaranteed Portfolio		
<b>Total Withdrawals</b>			<b>-361,966.19</b>			
<b>Expenses</b>						
Quarterly Asset Charge		Jan 16, 2014	-25,239.27	Defined Benefit Guaranteed Portfolio		
Payment to Wurts & Associates		Jan 21, 2014	-378.89	Russell 2000 Index	-8.854	42.794
Payment to Wurts & Associates		Jan 21, 2014	-1,128.54	Dodge & Cox International Stock	-26.130	43.190
Payment to Wurts & Associates		Jan 21, 2014	-379.41	US TIPS Index	-29.936	12.674

# FUNDING-CITY OF SAN CLEMENTE RESTATED EMPLOYEES' RETIREMENT PLAN

CITY OF SAN CLEMENTE  
7890996

<b>What activity took place this period? (continued)</b>						
	<u>Payroll Date</u>	<u>Effective Date</u>	<u>Dollar Amount</u>	<u>Investment Option</u>	<u># Units /Shares</u>	<u>Unit/Share Price</u>
<b>Expenses</b>						
Payment to Wurts & Associates		Jan 21, 2014	-2,623.74	Russell 1000 Index	-43.476	60.350
Payment to Wurts & Associates		Jan 21, 2014	-1,509.82	PIMCO Total Return Instl	-140.448	10.750
Payment to Wurts & Associates		Jan 21, 2014	-1,479.60	Defined Benefit Guaranteed Portfolio		
Quarterly Service Fee		Mar 17, 2014	-12,500.00	Defined Benefit Guaranteed Portfolio		
<b>Total Expenses</b>			<b>-45,239.27</b>			
<b>Dividends/Capital Gains</b>						
Dividend		Jan 31, 2014	13,330.91	PIMCO Total Return Instl	1,232.062	10.820
Dividend		Feb 28, 2014	14,265.85	PIMCO Total Return Instl	1,313.614	10.860
Dividend		Mar 20, 2014	15,022.48	PIMCO All Asset All Authority Inst	1,525.125	9.850
Dividend		Mar 31, 2014	16,734.51	PIMCO Total Return Instl	1,552.366	10.780
<b>Total Dividends/Capital Gains</b>			<b>59,353.75</b>			
<b>Transfers</b>						
Transfer Out		Jan 29, 2014	-1,060,021.15	US TIPS Index	-83,041.218	12.765
Transfer In		Jan 29, 2014	2,408,626.11	PIMCO All Asset All Authority Inst	244,530.570	9.850
Transfer In		Jan 29, 2014	36,530.57	Russell 2000 Index	893.983	40.863
Transfer Out		Jan 29, 2014	-72,234.15	Defined Benefit Guaranteed Portfolio		
Transfer Out		Jan 29, 2014	-1,144,147.44	Russell 1000 Index	-19,695.359	58.092
Transfer Out		Jan 29, 2014	-318,944.50	PIMCO Total Return Instl	-29,504.579	10.810
Transfer In		Jan 29, 2014	150,190.56	Dodge & Cox International Stock	3,636.575	41.300
Transfer Out		Mar 31, 2014	-304,580.61	Dodge & Cox International Stock	-6,886.290	44.230
Transfer In		Mar 31, 2014	42,536.24	US TIPS Index	3,333.300	12.761
Transfer In		Mar 31, 2014	504,801.31	Defined Benefit Guaranteed Portfolio		
Transfer In		Mar 31, 2014	3,166.25	PIMCO All Asset All Authority Inst	314.737	10.060
Transfer Out		Mar 31, 2014	-480,201.35	Russell 1000 Index	-7,797.523	61.584
Transfer In		Mar 31, 2014	280,298.48	PIMCO Total Return Instl	26,001.714	10.780
Transfer Out		Mar 31, 2014	-46,020.32	Russell 2000 Index	-1,074.457	42.831



# FUNDING-CITY OF SAN CLEMENTE RESTATED EMPLOYEES' RETIREMENT PLAN



CITY OF SAN CLEMENTE  
7890996

Please review this statement carefully to confirm that we have properly acted on your instructions. Corrections will be made only for errors which have been communicated within 90 calendar days of the last calendar quarter. Please direct all inquiries/complaints to the following:

Client Service Department  
Attn - Enhanced Participant Services  
8515 E. Orchard Rd.  
Greenwood Village, CO 80111  
1-800-701-8255

After this 90 days, this account information shall be deemed accurate and acceptable to you. If you notify the Company of an error after this 90 days the correction will only be processed from the date of notification forward and not on a retroactive basis.

Some of the plan's administrative expenses for the preceding quarter may have been paid from the total annual operating expenses (investment expenses) of one or more of the plan's investment options.

Pursuant to SEC rules, fund companies are required to enter into agreements with intermediaries to provide fund companies with the ability to identify and enforce restrictions on participants engaging in market timing or excessive trading (prohibited trading), as defined by the fund companies. Participants engaging in prohibited trading will receive a warning and, if the prohibited trading continues, will be restricted from transferring into the identified fund(s) for a specific time period determined by the fund company. Some fund companies may restrict participants immediately, without warning when prohibited trading is identified. At the end of the restriction period, the participant will be automatically allowed to resume transfers into the identified fund(s). Transfers out of the identified fund (s) will not be restricted.

